

Rollout Algorithms and Approximate Dynamic Programming for Bayesian Optimization and Sequential Estimation

by

Dimitri Bertsekas †

Abstract

We provide a unifying approximate dynamic programming framework that applies to a broad variety of problems involving sequential estimation. We consider first the construction of surrogate cost functions for the purposes of optimization, and we focus on the special case of Bayesian optimization, using the rollout algorithm and some of its variations. We then discuss the more general case of sequential estimation of a random vector using optimal measurement selection, and its application to problems of stochastic and adaptive control. We distinguish between adaptive control of deterministic and stochastic systems: the former are better suited for the use of rollout, while the latter are well suited for the use of rollout with certainty equivalence approximations. As an example of the deterministic case, we discuss sequential decoding problems, and a rollout algorithm for the approximate solution of the Wordle and Mastermind puzzles, recently developed in the paper [BBB22].

1. BAYESIAN OPTIMIZATION

In this paper, we consider a dynamic programming (DP) formulation of the problem of estimating an m -dimensional random vector $\theta = (\theta_1, \dots, \theta_m)$, using optimal sequential selection of observations, which are based on feedback from preceding observations. We discuss the use of reinforcement learning (RL) algorithms for solution, and rollout algorithms in particular. We will initially focus on the case of Bayesian optimization, particularly one involving a Gaussian process. The ideas extend more generally, as we will discuss in Section 4. The sequential estimation problem also arises in adaptive control formulations involving the optimal selection of both controls and observations to estimate the model parameters, as we explain in Section 5. As an example we discuss sequential decoding, whereby we search for a hidden code word by using a sequence of queries, in the spirit of the Wordle puzzle and the family of Mastermind games.

† Fulton Professor of Computational Decision Making, School of Computing and Augmented Intelligence, Arizona State University, Tempe, AZ.

We will now discuss a DP framework for Bayesian optimization, where we aim to minimize a real-valued function f . The function is defined over a set of m points, which we denote by $1, \dots, m$. These m points lie in some space, which we leave unspecified for the moment.[†] The value of f at a point u is denoted by θ_u :

$$\theta_u = f(u), \quad \text{for all } u = 1, \dots, m.$$

Thus the m -dimensional vector $\theta = (\theta_1, \dots, \theta_m)$ belongs to \mathfrak{R}^m and represents the function f . In Bayesian optimization, we obtain sequentially noisy observations of values $f(u) = \theta_u$ at suitably selected points u . These values are used to estimate the vector θ (i.e., the function f), and to ultimately minimize (approximately) f over the m points $u = 1, \dots, m$. The essence of the problem is to select points for observation based on an exploration-exploitation tradeoff (exploring the potential of relatively unexplored candidate solutions and improving the estimate of promising candidate solutions).

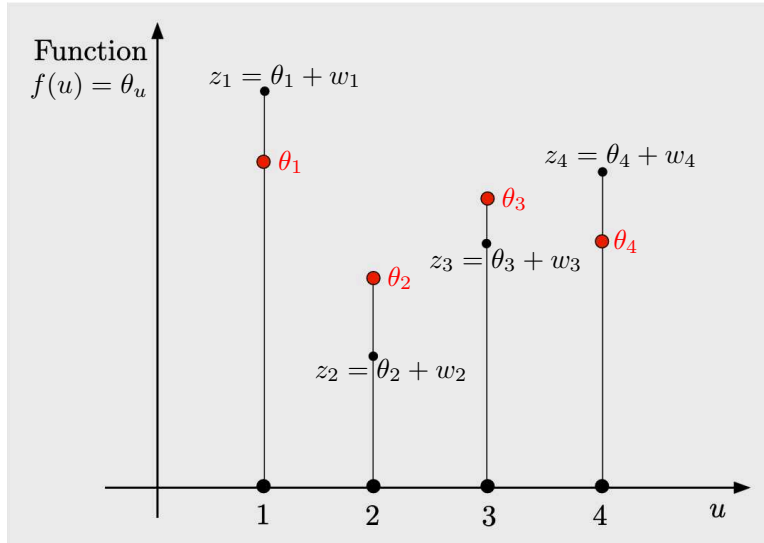


Figure 1.1 Illustration of a function f that we wish to estimate. The function is defined at the points $u = 1, 2, 3, 4$, and is represented by a vector $\theta = (\theta_1, \theta_2, \theta_3, \theta_4) \in \mathfrak{R}^4$, in the sense that $f(u) = \theta_u$ for all u . The prior distribution of θ is given, and is used to construct the posterior distribution of θ given noisy observations $z_u = \theta_u + w_u$ at some of the points u .

In particular, at each of N successive times $k = 1, \dots, N$, we select a single point $u_k \in \{1, \dots, m\}$, and observe the corresponding component θ_{u_k} of θ with some noise w_{u_k} , i.e.,

$$z_{u_k} = \theta_{u_k} + w_{u_k}; \tag{1.1}$$

see Fig. 1.1. We will view the observation points u_1, \dots, u_N as the optimization variables (or controls/actions in a DP/RL context), and consider policies for selecting u_k with knowledge of the preceding observations

[†] We restrict the domain of definition of f to be the finite set $\{1, \dots, m\}$ in order to facilitate the implementation of the rollout algorithm to be discussed in what follows. However, in a more general formulation, the domain of f can be an infinite set, such as a subset of a finite-dimensional Euclidean space.

$z_{u_1}, \dots, z_{u_{k-1}}$ that have resulted from the selections u_1, \dots, u_{k-1} . We assume that the noise random variables $w_u, u \in \{1, \dots, m\}$ are independent and that their distributions are given. Moreover, we assume that θ has a given a priori distribution on the space of m -dimensional vectors \mathfrak{R}^m , which we denote by b_0 . The posterior distribution of θ , given any subset of observations

$$\{z_{u_1}, \dots, z_{u_k}\},$$

is denoted by b_k .

An important special case arises when b_0 and the distributions of $w_u, u \in \{1, \dots, m\}$, are Gaussian. A key consequence of this assumption is that the posterior distribution b_k is Gaussian, and can be calculated in closed form by using well-known formulas. More generally, b_k evolves according to an equation of the form

$$b_{k+1} = B_k(b_k, u_{k+1}, z_{u_{k+1}}), \quad k = 0, \dots, N-1. \quad (1.2)$$

Thus given the set of observations up to time k , and the next choice u_{k+1} , resulting in an observation value $z_{u_{k+1}}$, the function B_k gives the formula for updating b_k to b_{k+1} , and may be viewed as a recursive estimator of b_k . In the Gaussian case, the function B_k can be written in closed form, using standard formulas for Gaussian random vector estimation. In other cases where no closed form expression is possible, B_k can be implemented through simulation that computes (approximately) the new posterior b_{k+1} using samples generated from the current posterior b_k .

At the end of the sequential estimation process, after the complete observation set

$$\{z_{u_1}, \dots, z_{u_N}\}$$

has been obtained, we have the posterior distribution b_N of θ , which we can use to compute a surrogate of f . As an example we may use as surrogate the posterior mean $\hat{\theta} = (\hat{\theta}_1, \dots, \hat{\theta}_m)$, and declare as minimizer of f over u the point u^* with minimum posterior mean:

$$u^* \in \arg \min \{\hat{\theta}_u \mid u = 1, \dots, m\}.$$

In the next section, we will focus on a DP formulation and a corresponding rollout algorithm for suboptimal sequential choice of observations, based on the results of the preceding observations. The DP approach draws its origin from long standing research on statistical design of sequential experiments, as well as related research on stochastic optimal control problems, where we aim to find a policy that simultaneously optimizes over observations and controls; see Section 5.

2. A DYNAMIC PROGRAMMING FORMULATION

The sequential estimation problem as described in the preceding section, viewed as a DP problem, involves a state at time k , which is the posterior b_k , and a control/action at time k , which is the point index u_{k+1}

selected for observation. The transition equation according to which the state evolves, is

$$b_{k+1} = B_k(b_k, u_{k+1}, z_{u_{k+1}}), \quad k = 0, \dots, N-1;$$

cf. Eq. (1.2). To complete the DP formulation, we need to introduce a cost structure. To this end, we assume that observing θ_u , as per Eq. (1.1), incurs a cost $c(u)$, and that there is a terminal cost $G(b_N)$ that depends of the final posterior distribution; as an example, the function G may involve the mean and covariance of b_N .

The corresponding DP algorithm is †

$$J_k^*(b_k) = \min_{u_{k+1} \in \{1, \dots, m\}} \left[c(u_{k+1}) + E_{z_{u_{k+1}}} \left\{ J_{k+1}^*(B_k(b_k, u_{k+1}, z_{u_{k+1}})) \mid b_k, u_{k+1} \right\} \right], \quad k = 0, \dots, N-1, \quad (2.1)$$

and proceeds backwards from the terminal condition

$$J_N^*(b_N) = G(b_N). \quad (2.2)$$

Here the expected value in the right side of the DP equation (2.1) is taken with respect to the conditional distribution of $z_{u_{k+1}}$, given b_k and the choice u_{k+1} . The observation cost $c(u)$ may be 0 or a constant for all u , and the terminal cost $G(b_N)$ may be a suitable measure of surrogate “fidelity” that depends on the posterior mean and covariance of θ corresponding to b_N .

Generally, executing the DP algorithm (2.1) is practically infeasible, because the space of posterior distributions over \mathfrak{R}^n is infinite-dimensional and very complicated. In the Gaussian case where the a priori distribution b_0 is Gaussian and the noise variables w_u are Gaussian, the posterior b_k is m -dimensional Gaussian, so it is characterized by its mean and covariance, and can be specified by a finite set of numbers. Despite this simplification, the DP algorithm (2.1) is prohibitively time-consuming even under Gaussian assumptions, except for simple special cases. We consequently resort to DP/RL methods of approximation in value space, whereby the function J_{k+1}^* in the right side of Eq. (2.1) is replaced by an approximation \tilde{J}_{k+1} , as we will discuss in the next section.

3. APPROXIMATION IN VALUE SPACE AND THE ROLLOUT APPROACH

The most popular Bayesian optimization methodology makes use of a myopic/greedy policy μ_{k+1} , which at each time k and given b_k , selects a point $\hat{u}_{k+1} = \mu_{k+1}(b_k)$ for the next observation, using some calculation

† An alternative DP formulation may be defined on the space of “information vectors” I_k at time k , given by $I_k = (z_{u_1}, \dots, z_{u_k}, u_1, \dots, u_k)$. This DP algorithm has the form

$$\hat{J}_k(I_k) = \min_{u_{k+1} \in \{1, \dots, m\}} \left[c(u_{k+1}) + E_{z_{u_{k+1}}} \left\{ \hat{J}_{k+1}(I_k, z_{u_{k+1}}, u_{k+1}) \mid I_k, u_{k+1} \right\} \right], \quad k = 0, \dots, N-1,$$

and can similarly be used as the starting point for approximations.

involving an *acquisition function*. This function, denoted $A_k(b_k, u_{k+1})$, quantifies an “expected benefit” for an observation at u_{k+1} , given the current posterior b_k . The myopic policy selects the next point at which to observe, \hat{u}_{k+1} , by maximizing the acquisition function:

$$\hat{u}_{k+1} \in \arg \max_{u_{k+1} \in \{1, \dots, m\}} A_k(b_k, u_{k+1}). \quad (3.1)$$

Several ways to define suitable acquisition functions have been proposed, and an important issue is to be able to calculate economically its values $A_k(b_k, u_{k+1})$ for the purposes of the maximization in Eq. (3.1). Another important issue of course is to be able to calculate the posterior b_k economically. There is a large literature on this methodology and its applications, particularly for the Gaussian case. We refer to the books by Rasmussen and Williams [RaW06], Powell and Ryzhov [PoR12], the highly cited papers by Saks et al. [SWM89], and Queipo et al. [QHS05], the reviews by Sasena [Sas02], Powell and Frazier [PoF08], Forrester and Keane [FoK09], Brochu, Cora, and De Freitas [BCD10], Ryzhov, Powell, and Frazier [RPF12], Ghavamzadeh, Mannor, Pineau, and Tamar [GMP15], Shahriari et al. [SSW16], and Frazier [Fra18], and the references quoted there.

Approximation in value space is an alternative approach, which is based on the DP formulation of the preceding section. In particular, in this approach we approximate the DP algorithm (2.1) by replacing J_{k+1}^* with an approximation \tilde{J}_{k+1} in the minimization of the right side. Thus we select the next observation at point \tilde{u}_{k+1} according to

$$\tilde{u}_{k+1} \in \arg \min_{u_{k+1} \in \{1, \dots, m\}} Q_k(b_k, u_{k+1}), \quad k = 0, \dots, N - 1, \quad (3.2)$$

where $Q_k(b_k, u_{k+1})$ is the Q-factor corresponding to the pair (b_k, u_{k+1}) , given by

$$Q_k(b_k, u_{k+1}) = c(u_{k+1}) + E_{z_{u_{k+1}}} \left\{ \tilde{J}_{k+1}(B_k(b_k, u_{k+1}, z_{u_{k+1}})) \mid b_k, u_{k+1} \right\}, \quad k = 0, \dots, N - 1. \quad (3.3)$$

The expected value in the preceding equation is taken with respect to the conditional probability distribution of $z_{u_{k+1}}$ given (b_k, u_{k+1}) , which can be computed using b_k and the given distribution of the noise $w_{u_{k+1}}$. Thus if b_k and \tilde{J}_{k+1} are available, we may use Monte Carlo simulation to determine the Q-factors $Q_k(b_k, u_{k+1})$ for all $u_{k+1} \in \{1, \dots, m\}$, and select as next point for observation the one that corresponds to the minimal Q-factor [cf. Eq. (3.2)].

3.1 Rollout Algorithms for Bayesian Optimization

A special case of approximation in value space is the rollout algorithm, whereby the function J_{k+1}^* in the right side of the DP Eq. (2.1) is replaced by the cost function of some policy $\mu_{k+1}(b_k)$, $k = 0, \dots, N - 1$, called *base policy*. Thus, given a base policy the rollout algorithm uses the cost function of this policy as the function \tilde{J}_{k+1} in the approximation in value space scheme (3.2)-(3.3). The principal advantages of rollout are

that it is well suited for the use of simulation, it overcomes the difficulties caused by the complexity of the state space, and with proper implementation it is typically supported by a cost improvement guarantee (the policy obtained by approximation in value space using some base policy performs better than the original base policy). The values of \tilde{J}_{k+1} needed for the Q-factor calculations in Eq. (3.3) can be computed or approximated by simulation. Greedy/myopic policies based on an acquisition function [cf. Eq. (3.1)] have been suggested as base policies in various rollout proposals.[†]

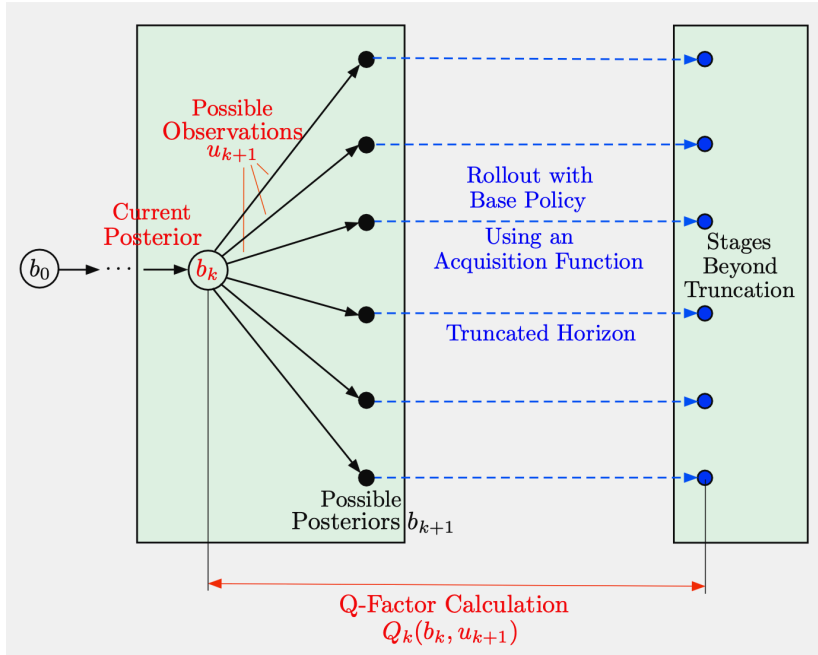


Figure 3.1 Illustration of rollout at the current posterior b_k . For each $u_{k+1} \in \{1, \dots, m\}$, we compute the Q-factor $Q_k(b_k, u_{k+1})$ by using Monte-Carlo simulation with samples from $w_{u_{k+1}}$ and a base heuristic that uses an acquisition function starting from each possible posterior b_{k+1} . The rollout may extend to the end of the horizon N , or it may be truncated after a few steps.

In particular, given b_k , the rollout algorithm computes for each $u_{k+1} \in \{1, \dots, m\}$ a Q-factor value

[†] The rollout algorithm for Bayesian optimization under Gaussian assumptions was first proposed by Lam, Wilcox, and Wolpert [LWW16]. This was further discussed by Jiang et al. [JJB20], [JCG20], Lee et al. [LEC20], Lee [Lee20], Yue and Kontar [YuK20], Lee et al. [LEP21], Paulson, Sorouifar, and Chakrabarty [PSC22], where it is also referred to as “nonmyopic Bayesian optimization” or “nonmyopic sequential experimental design.” For related work, see Gerlach, Hoffmann, and Charlish [GHC21]. These papers also discuss various approximations to the rollout approach, and generally report encouraging computational results. Extensive accounts of rollout algorithms and related RL subjects may be found in the author’s DP book [Ber17], and RL books [Ber19], [Ber20a], where a cost improvement guarantee is extensively discussed. Section 3.5 of the book [Ber20a] focuses on rollout algorithms for surrogate and Bayesian optimization.

$Q_k(b_k, u_{k+1})$ by simulating the base policy for multiple time steps starting from all possible posteriors b_{k+1} that can be generated from (b_k, u_{k+1}) , and by accumulating the corresponding cost [including a terminal cost such as $G(b_N)$]; see Fig. 3.1. It then selects the next point \tilde{u}_{k+1} for observation by using the Q-factor minimization of Eq. (3.2).

Note that the equation

$$b_{k+1} = B_k(b_k, u_{k+1}, z_{u_{k+1}}), \quad k = 0, \dots, N - 1,$$

which governs the evolution of the posterior distribution, is stochastic because $z_{u_{k+1}}$ involves the stochastic noise $w_{u_{k+1}}$. Thus some Monte Carlo simulation is unavoidable in the calculation of the Q-factors $Q_k(b_k, u_{k+1})$. On the other hand, one may greatly reduce the Monte Carlo computational burden by employing a ‘‘certainty equivalence’’ approximation, which at stage k , treats only the noise $w_{u_{k+1}}$ as stochastic, and replaces the noise variables $w_{u_{k+2}}, w_{u_{k+3}}, \dots$, after the first stage of the calculation, by deterministic quantities such as their means $\hat{w}_{u_{k+2}}, \hat{w}_{u_{k+3}}, \dots$. This idea has been suggested for stochastic scheduling problems in the paper by Bertsekas and Castanon [BeC99], and in greater detail in the author’s books [Ber20a] (Sections 2.2.4, 2.5.2, and Example 3.1.4) and [Ber22] (Sections 3.2 and 5.4) as an economical approximation of stochastic rollout, which does not degrade appreciably its performance. The rationale is that even with this certainty equivalence approximation, the stochastic first step of the simulation ensures that rollout acts as a legitimate Newton step for solving the associated Bellman equation; we refer to [Ber20a] and [Ber22] for an extensive discussion of this issue.

The simulation of the Q-factor values may also involve other approximations, some of which have been suggested in various proposals on rollout-based Bayesian optimization. For example, if the number of possible observations m is very large, we may compute and compare the Q-factors of only a subset. In particular, at a given time k , we may rank the observations by using an acquisition function, select a subset U_{k+1} of most promising observations, compute their Q-factors $Q_k(b_k, u_{k+1})$, $u_{k+1} \in U_{k+1}$, and select the observation whose Q-factor is minimal; this idea has been used in the case of the Wordle puzzle [BBB22], which will be discussed later in Section 5.

3.2 Multiagent Rollout for Bayesian Optimization

In some Bayesian optimization applications there arises the possibility of simultaneously performing multiple observations before receiving feedback about the corresponding observation outcomes. This occurs, among others, in two important contexts:

- (a) In parallel computation settings, where multiple processors are used to perform simultaneously expensive evaluations of the function f at multiple points u . These evaluations may involve some form of

truncated simulation, so they yield evaluations of the form $z_u = \theta_u + w_u$, where w_u is the simulation noise.

- (b) In distributed sensor systems, where a number of sensors provide in parallel relevant information about the random vector θ that we want to estimate; see e.g., the recent papers by Li, Krakow, and Gopalswamy [LKG21], [LKG22], which describe related multisensor estimation problems.

Of course in such cases we may treat the entire set of simultaneous observations as a single observation within an enlarged Cartesian product space of observations, but there is a fundamental difficulty: the size of the observation space (and hence the number of Q-factors to be calculated by rollout at each time step) grows exponentially with the number of simultaneous observations. This in turn greatly increases the computational requirements of the rollout algorithm.

To address this difficulty, we may employ the methodology of multiagent rollout, recently developed by the author in the papers [Ber20b], [Ber21], [BKB20], and the books [Ber20a], [Ber22]. This methodology addresses DP problems where the control at each stage consists of several distinct decisions, each one made by one of several agents. In multiagent rollout, the policy improvement is done one-agent-at-a-time in a given order, with (possibly partial) knowledge of the choices of the preceding agents in the order. As a result, the amount of computation for each policy improvement grows linearly with the number of agents, as opposed to exponentially for the standard all-agents-at-once method. At the same time the theoretical cost improvement property of the rollout algorithm can be shown to be preserved, while the empirical evidence suggests that great computational savings are achieved with hardly any performance degradation. The book [Ber20a], and the papers [BKB20] and [Ber21] discuss the use of distributed schemes, whereby the agents do not require full knowledge of the choices of the preceding agents, thereby increasing the potential for parallelism of the computations.

4. GENERALIZATION TO SEQUENTIAL ESTIMATION OF RANDOM VECTORS

A more general problem that contains Bayesian optimization as a special case and admits a similar treatment, is to sequentially estimate an m -dimensional random vector $\theta = (\theta_1, \dots, \theta_m)$ by using N linear observations of θ of the form

$$z_u = a'_u \theta + w_u, \quad u \in \{1, \dots, n\},$$

where n is some integer. Here w_u are independent random variables with given probability distributions, the m -dimensional vectors a_u are known, and $a'_u \theta$ denotes the inner product of a_u and θ . Similar to the case of Bayesian optimization, the problem simplifies if the given a priori distribution of θ is Gaussian, and the random variables w_u are independent and Gaussian. Then, the posterior distribution of θ , given any subset

of observations, is Gaussian (thanks to the linearity of the observations), and can be calculated in closed form.

Observations are generated sequentially at times $1, \dots, N$, one at a time and with knowledge of the outcomes of the preceding observations, by choosing an index $u_k \in \{1, \dots, n\}$ at time k , at a cost $c(u_k)$. Thus u_k are the optimization variables, and affect both the quality of estimation of θ and the observation cost. The objective, roughly speaking, is to select N observations to estimate θ in a way that minimizes an appropriate cost function; for example, one that penalizes some form of estimation error plus the cost of the observations. We can similarly formulate the corresponding optimization problem in terms of N -stage DP, and develop rollout algorithms for its approximate solution.

5. ADAPTIVE CONTROL OF SYSTEMS WITH UNKNOWN PARAMETERS

In this section, we discuss the adaptive control of a dynamic system with unknown parameters. Our formulation involves simultaneous control of the system state and estimation of the unknown parameters. In such problems there may be multiple observation options, so there may be a tradeoff between selecting expensive/more informative observations and inexpensive/less informative observations. Moreover, the options for observation may be affected by the current state of the system, so possibilities may arise to steer the system towards states that are favorable for observation purposes. Bayesian optimization can be viewed as a special case where the decision just specifies the choice of observation at each step, while the system equation is suitably simplified, as will be discussed shortly.

The idea of optimal observation selection in the context of stochastic optimal control was introduced in multiple works from the 60s. For some modern works that include the use of rollout, see He and Chong [HeC06], Hero et al. [HCC07], Chong, Kreucher, and Hero [CKH09], Jia [Jia10], Antunes and Heemels [AnH14], Beyme and Leung [BeL15], Khashooei, Antunes, and Heemels [KAH15], Gommans et al. [GTA17], Elsharif, Chong, and Kim [ECK19], Hoffmann et al. [HSC19], Molin, Esen, and Johansson [MEJ19], Hoffmann et al. [HCR21], Lei et al. [LZY22], and the references given there.

The adaptive control formulation of this section involves a state that consists of two components:

- (a) A perfectly observed component x_k that evolves over time according to a discrete-time system equation.
- (b) An unknown parameter θ , which belongs to some space, and is unobserved but stays constant. The perfectly observed component x_k depends on θ , and can be used to estimate θ .

We view θ as a parameter in the system equation that governs the evolution of x_k . Thus we have a system of the form

$$x_{k+1} = f_k(x_k, \theta, u_k, w_k), \quad k = 0, \dots, N-1, \quad (5.1)$$

where u_k is the control at time k , selected from a set $U_k(x_k)$, and w_k is a random disturbance with given probability distribution that depends on (x_k, θ, u_k) . The a priori probability distribution of θ is given and is updated based on the observed values of the state components x_k and the applied controls u_k .[†] We also introduce a cost $g_k(x_k, \theta, u_k, w_k)$ for each stage $k = 0, \dots, N - 1$, and a terminal cost $g_N(x_N)$, and view the problem as a Partially Observed Markovian Decision Problem (POMDP) with a special structure.

Note that x_k may involve components that play the role of observations. For example, θ may be a vector $(\theta_1, \dots, \theta_m)$ in \mathfrak{R}^m , u_k may correspond to selection of one out of m possible noisy observations of θ_u , $u \in \{1, \dots, m\}$, and the system equation may have the form

$$x_{k+1} = \theta_{u_k} + w_{u_k};$$

cf. Eq. (1.1). This corresponds to the Bayesian optimization problem of Sections 1-3. Thus the adaptive control formulation of the present section includes Bayesian optimization as a special case.

In principle θ may take values within a finite or an infinite set (such as \mathfrak{R}^m). However, to facilitate the presentation of the subsequent DP analysis, and corresponding approximation in value space and rollout algorithms, we will assume that θ can take one of n known values $\theta^1, \dots, \theta^n$ from within some unspecified space:

$$\theta \in \{\theta^1, \dots, \theta^n\}.$$

Moreover, we assume that the information vector

$$I_k = (x_0, \dots, x_k, u_0, \dots, u_{k-1})$$

is available at time k , and is used to compute the posterior probabilities

$$b_k^i = P\{\theta = \theta^i \mid I_k\}, \quad i = 1, \dots, n,$$

and the posterior distribution

$$b_k = (b_k^1, \dots, b_k^n).$$

Together with the perfectly observed state x_k , the posterior distribution b_k forms the pair (x_k, b_k) , which is commonly called the *belief state* of the POMDP at time k .

Note that according to the classical methodology of POMDP (see e.g., [Ber17a], Chapter 4), the belief component b_{k+1} is determined by the belief state (x_k, b_k) , the control u_k , and the observation obtained at time $k + 1$, i.e., x_{k+1} . Thus b_k can be updated according to an equation of the form

$$b_{k+1} = B_k(x_k, b_k, u_k, x_{k+1}),$$

[†] We do not address the complex measurability issues needed to make our problem definition mathematically rigorous. In the algorithms to be presented in this section, we will assume that θ takes values within a finite set.

where B_k is an appropriate function, which can be viewed as a recursive estimator of θ . There are several approaches to implement this estimator (perhaps with some approximation error), including closed formed expressions that involve the use of Bayes' rule, as well as the simulation-based method of particle filtering.

5.1 The Exact DP Algorithm - Approximation in Value Space

We will now describe an exact DP algorithm that operates in the space of information vectors I_k . To describe this algorithm, let us denote by $J_k^*(I_k)$ the optimal cost starting at information vector I_k at time k . Using the equation

$$I_{k+1} = (I_k, x_{k+1}, u_k) = (I_k, f_k(x_k, \theta, u_k, w_k), u_k),$$

the algorithm takes the form

$$J_k^*(I_k) = \min_{u_k \in U_k(x_k)} E_{\theta, w_k} \left\{ g_k(x_k, \theta, u_k, w_k) + J_{k+1}^*(I_k, f_k(x_k, \theta, u_k, w_k), u_k) \mid I_k, u_k \right\}, \quad (5.2)$$

for $k = 0, \dots, N-1$, with $J_N^*(I_N) = g_N(x_N)$; see e.g., the DP textbook [Ber17a], Section 4.1.

By using the law of iterated expectations,

$$E_{\theta, w_k} \{ \cdot \mid I_k, u_k \} = E_{\theta} \{ E_{w_k} \{ \cdot \mid I_k, \theta, u_k \} \mid I_k, u_k \},$$

we can rewrite this DP algorithm as

$$J_k^*(I_k) = \min_{u_k \in U_k(x_k)} \sum_{i=1}^n b_k^i E_{w_k} \left\{ g_k(x_k, \theta^i, u_k, w_k) + J_{k+1}^*(I_k, f_k(x_k, \theta^i, u_k, w_k), u_k) \mid I_k, \theta^i, u_k \right\}. \quad (5.3)$$

The summation over i above represents the expected value over θ conditioned on I_k and u_k .

The algorithm (5.3) is typically very hard to implement, because of the dependence of J_{k+1}^* on the entire information vector I_{k+1} , which expands in size according to

$$I_{k+1} = (I_k, x_{k+1}, u_k).$$

To address this implementation difficulty, we may use approximation in value space, based on replacing J_{k+1}^* in the DP algorithm (5.2) with some function that can be obtained (either off-line or on-line) with a tractable computation.

One approximation possibility is based on the use of the optimal cost function corresponding to each parameter value θ^i ,

$$\hat{J}_{k+1}^i(x_{k+1}), \quad i = 1, \dots, n. \quad (5.4)$$

Here, $\hat{J}_{k+1}^i(x_{k+1})$ is the optimal cost that would be obtained starting from state x_{k+1} under the assumption that θ is known to be equal to θ^i ; this corresponds to a perfect state information problem. Then, given x_k and the posterior distribution b_k (which is determined from I_k), an approximation in value space scheme with one-step lookahead minimization applies at time k a control

$$\tilde{u}_k \in \arg \min_{u_k \in U_k(x_k)} \sum_{i=1}^n b_k^i E_{w_k} \left\{ g_k(x_k, \theta^i, u_k, w_k) + \hat{J}_{k+1}^i(f_k(x_k, \theta^i, u_k, w_k)) \mid x_k, \theta^i, u_k \right\}. \quad (5.5)$$

Thus, instead of the optimal control, which minimizes the optimal Q-factor of (I_k, u_k) appearing in the right side of Eq. (5.2), we apply control \tilde{u}_k that minimizes the expected value over θ of the optimal Q-factors that correspond to fixed and known values of θ .

A simpler version of this approach is to use the same function \hat{J}_{k+1}^i for every i . However, the dependence on i may be useful in some contexts where differences in the value of i may have a radical effect on the qualitative character of the system equation.

Generally, the optimal costs $\hat{J}_{k+1}^i(x_{k+1})$ that correspond to the different parameter values θ^i [cf. Eq. (5.4)] may be hard to compute, despite their perfect state information structure.† An alternative possibility is to use off-line trained feature-based or neural network-based approximations to $\hat{J}_{k+1}^i(x_{k+1})$.

In an infinite horizon variant of the problem, it is reasonable to expect that the estimate of the parameter θ improves over time, and that with a suitable estimation scheme, it converges asymptotically to the correct value of θ , call it θ^* , i.e.,

$$\lim_{k \rightarrow \infty} b_k^i = \begin{cases} 1 & \text{if } \theta^i = \theta^*, \\ 0 & \text{if } \theta^i \neq \theta^*. \end{cases}$$

Then it can be seen that the generated one-step lookahead controls \tilde{u}_k are asymptotically obtained from the Bellman equation that corresponds to the correct parameter θ^* , and are typically optimal in some asymptotic sense. Schemes of this type have been discussed in the adaptive control literature since the 70s; see e.g., Mandl [Man74], Doshi and Shreve [DoS80], Kumar and Lin [KuL82], Kumar [Kum85]. Moreover, some of the pitfalls of performing parameter identification while simultaneously applying adaptive control have been described by Borkar and Varaiya [BoV79], and by Kumar [Kum83]; see [Ber17], Section 6.8 for a related discussion.

5.2 Rollout

Another approximation possibility is to use the costs of given policies π^i in place of the optimal costs

† In favorable special cases, such as linear quadratic problems, the optimal costs $\hat{J}_{k+1}^i(x_{k+1})$ may be easily calculated in closed form. Still, however, even in such cases the calculation of the belief probabilities b_k^i may not be simple, and may require the use of a system identification algorithm.

$\hat{J}_{k+1}^i(x_{k+1})$ in the approximation in value space scheme of Eq. (5.5). In this case the one-step lookahead scheme (5.5) takes the form

$$\tilde{u}_k \in \arg \min_{u_k \in U_k(x_k)} \sum_{i=1}^n b_k^i E_{w_k} \left\{ g_k(x_k, \theta^i, u_k, w_k) + \hat{J}_{k+1, \pi^i}^i(f_k(x_k, \theta^i, u_k, w_k)) \mid x_k, \theta^i, u_k \right\}, \quad (5.6)$$

and has the character of a rollout algorithm, with $\pi^i = \{\mu_0^i, \dots, \mu_{N-1}^i\}$, $i = 1, \dots, n$, being known base policies, with components μ_k^i that depend only on x_k . Here, the term

$$\hat{J}_{k+1, \pi^i}^i(f_k(x_k, \theta^i, u_k, w_k))$$

in Eq. (5.6) is the cost of the base policy π^i , calculated starting from the next state

$$x_{k+1} = f_k(x_k, \theta^i, u_k, w_k),$$

under the assumption that θ will stay fixed at the value $\theta = \theta^i$ until the end of the horizon. These costs must be computed separately for each of the n values θ^i , and averaged using the belief distribution b_k to form the Q-factors that are minimized in Eq. (5.6) to obtain the rollout control \tilde{u}_k .

5.3 The Case of a Deterministic System

Let us now consider the case where the system (5.1) is deterministic of the form

$$x_{k+1} = f_k(x_k, \theta, u_k). \quad (5.7)$$

Then, while the problem still has a stochastic character due to the uncertainty about the value of θ , the DP algorithm (5.3) and its approximation in value space counterparts are greatly simplified because there is no expectation over w_k to contend with. Indeed, given a state x_k , a parameter value θ^i , and a control u_k , the on-line computation of the control of the rollout-like algorithm (5.6), takes the form

$$\tilde{u}_k \in \arg \min_{u_k \in U_k(x_k)} \sum_{i=1}^n b_k^i \left(g_k(x_k, \theta^i, u_k) + \hat{J}_{k+1, \pi^i}^i(f_k(x_k, \theta^i, u_k)) \right). \quad (5.8)$$

Note that the term

$$\hat{J}_{k+1, \pi^i}^i(f_k(x_k, \theta^i, u_k))$$

in the above equation must be computed for every pair (u_k, θ^i) , with $u_k \in U_k(x_k)$, $i = 1, \dots, n$. However, its computation does not involve Monte Carlo simulation, and can be performed with a deterministic propagation

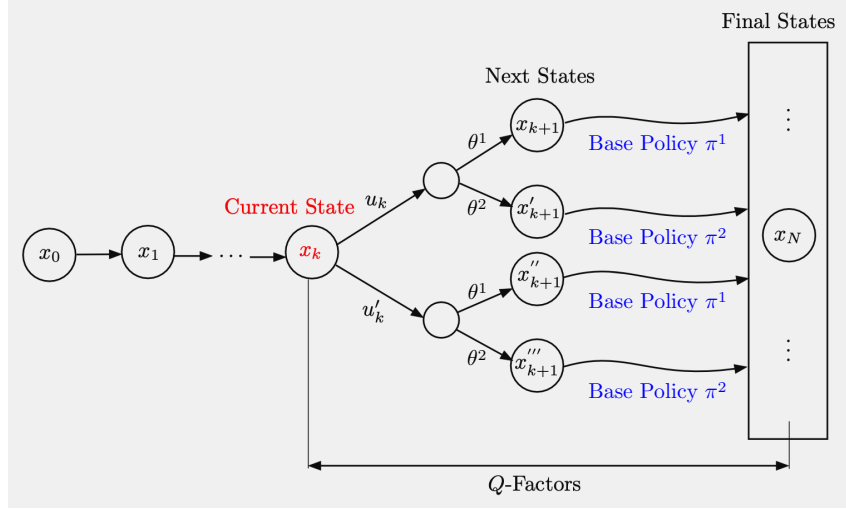


Figure 5.1 Schematic illustration of adaptive control by rollout for deterministic systems. The Q-factor $Q_k(u_k, \theta^i)$ is computed for every pair (u_k, θ^i) by using the base policy π^i and deterministic propagation of the system equation starting from the next state

$$x_{k+1} = f_k(x_k, \theta^i, u_k).$$

The Q-factor $Q_k(u_k, \theta^i)$ are then averaged over θ^i , using the current belief distribution b_k , and the control applied is the one that minimizes the averaged Q-factor

$$\sum_{i=1}^n b_k^i Q_k(u_k, \theta^i)$$

over $u_k \in U_k(x_k)$.

from the state x_{k+1} of Eq. (5.7) up to the end of the horizon, using the base policy π^i , while assuming that θ is fixed at the value θ^i .

The term

$$Q_k(u_k, \theta^i) = g_k(x_k, \theta^i, u_k) + \hat{J}_{k+1, \pi^i}^i(f_k(x_k, \theta^i, u_k))$$

appearing on the right side of Eq. (5.8) can be viewed as a Q-factor. Its expected value,

$$\hat{Q}_k(u_k) = \sum_{i=1}^n b_k^i Q_k(u_k, \theta^i),$$

must be calculated for every $u_k \in U_k(x_k)$, and the computation of the rollout control \tilde{u}_k is then obtained from the minimization

$$\tilde{u}_k \in \arg \min_{u_k \in U_k(x_k)} \hat{Q}_k(u_k);$$

cf. Eq. (5.8). This computation is illustrated in Fig. 5.1.

The case of a deterministic system is particularly interesting because we can typically expect that the true parameter θ^* is identified in a finite number of stages, since at each stage k , we are receiving a noiseless

measurement relating to θ , namely the state x_k . Once this happens, the problem becomes one of perfect state information.

An intuitive example that demonstrates the deterministic system case is the popular Wordle puzzle.

Example 5.1 (The Wordle Puzzle)

Wordle is a decoding puzzle whereby we try to guess a mystery word θ^* out of a known finite collection of 5-letter words. This is done with sequential guesses each of which provides additional information on the correct word θ^* , by using certain given rules to shrink the current mystery list (the smallest list that contains θ^* , based on the currently available information). The objective is to minimize the number of guesses to find θ^* .

The rules for shrinking the mystery list relate to the common letters between the word guesses and the mystery word θ^* , and they will not be described here (there is a large literature regarding Wordle). Moreover, θ^* is assumed to be chosen from the initial collection of 5-letter words according to a uniform distribution. Under this assumption, it can be shown that the belief distribution b_k at stage k continues to be uniform over the current mystery list. As a result, we may use as state x_k the mystery list at stage k , which evolves deterministically according to an equation of the form (5.7), where u_k is the guess word at stage k . There are several base policies to use in the rollout-like algorithm (5.8), which are described in the paper by Bhambri, Bhattacharjee, and Bertsekas [BBB22], together with computational results showing that the corresponding rollout algorithm (5.8) performs remarkably close to optimal (within less than 0.5% of the optimal average number of guesses, as calculated by Selby [Sel22]).

We also note that the rollout approach applies to several variations of the Wordle puzzle for which an optimal solution is intractable. Such variations may include for example a larger length $\ell > 5$ of mystery words, and/or a known nonuniform distribution over the initial collection of ℓ -letter words; see [BBB22]. The rollout approach also applies to the popular family of Mastermind games that centers around finding a hidden sequence of objects (e.g., letters or colors) using partial observations, and shares the sequential decoding structure of the Wordle puzzle.

Finally, let us note that an illustration similar to the one of Fig. 5.1 applies for the case of the stochastic system of Eq. (5.1) [cf. the rollout scheme (5.6)]. In this case, a Q-factor

$$Q_k(u_k, \theta^i, w_k) = g_k(x_k, \theta^i, u_k, w_k) + \hat{J}_{k+1, \pi^i}^i(f_k(x_k, \theta^i, u_k, w_k))$$

must be calculated for every triplet (u_k, θ^i, w_k) , using the base policy π^i . The rollout control \tilde{u}_k is obtained by minimizing the expected value of this Q-factor [averaged using the distribution of (θ, w_k)]; cf. Eq. (5.6). However, for a stochastic system, in contrast to the deterministic case, the calculation of the Q-factors

$$Q_k(u_k, \theta^i, w_k)$$

requires Monte Carlo simulation, to take into account the current and future noise terms w_k, \dots, w_{N-1} . The Monte Carlo computation cost may be mitigated by using a certainty equivalence approximation for the future noise terms w_{k+1}, \dots, w_{N-1} , as noted in Section 3.1, albeit with additional potential loss of optimality.

6. CONCLUDING REMARKS

We introduced a unified framework for construction of surrogate cost functions by Bayesian optimization, and for more general sequential estimation and control problems. A common attribute of these problems is the aim to estimate some hidden variables through the use of targeted sequential observations. We have focused on the rollout algorithm methodology, which is simple and well suited for this framework. Its principal characteristic is that it yields high quality approximate solutions, with improved performance over commonly used heuristics, which can be used as base policies. Moreover, the rollout algorithm can be economically extended to multiagent problems, involving simultaneous observations, where the classical Bayesian optimization methods may be impractical.

While the rollout algorithm generally requires a substantial amount of Monte Carlo simulation, it admits parallelization and approximations based on truncation of its horizon and the use of certainty equivalence beyond the first step of the simulation. These approximations speed up the computations and enlarge the range of the practical applications of the rollout approach.

7. REFERENCES

- [AnH14] Antunes, D., and Heemels, W. P. M. H., 2014. “Rollout Event-Triggered Control: Beyond Periodic Control Performance,” *IEEE Trans. on Automatic Control*, Vol. 59, pp. 3296-3311.
- [BBB22] Bhambri, S., Bhattacharjee, A., and Bertsekas, D. P., 2022. “Reinforcement Learning Methods for Wordle: A POMDP/Adaptive Control Approach,” *arXiv preprint arXiv:2211.10298*.
- [BCD10] Brochu, E., Cora, V. M., and De Freitas, N., 2010. “A Tutorial on Bayesian Optimization of Expensive Cost Functions, with Application to Active User Modeling and Hierarchical Reinforcement Learning,” *arXiv preprint arXiv:1012.2599*.
- [BKB20] Bhattacharya, S., Kailas, S., Badyal, S., Gil, S., Bertsekas, D., 2020. “Multiagent Rollout and Policy Iteration for POMDP with Application to Multi-Robot Repair Problems,” *Proc. CORL*.
- [BeC99] Bertsekas, D. P., and Castañón, D. A., 1999. “Rollout Algorithms for Stochastic Scheduling Problems,” *Heuristics*, Vol. 5, pp. 89-108.
- [BeL15] Beyme, S., and Leung, C., 2015. “Rollout Algorithms for Wireless Sensor Network-Assisted Target Search,” *IEEE Sensors Journal*, Vol. 15, pp. 3835-3845.
- [Ber17] Bertsekas, D. P., 2017. *Dynamic Programming and Optimal Control, Vol. I, 4th Ed.*, Athena Scientific, Belmont, MA.

- [Ber19] Bertsekas, D. P., 2019. Reinforcement Learning and Optimal Control, Athena Scientific, Belmont, MA.
- [Ber20a] Bertsekas, D. P., 2020. Rollout, Policy Iteration, and Distributed Reinforcement Learning, Athena Scientific, Belmont, MA.
- [Ber20b] Bertsekas, D. P., 2020. “Multiagent Value Iteration Algorithms in Dynamic Programming and Reinforcement Learning,” Results in Control and Optimization J., Vol. 1.
- [Ber21] Bertsekas, D. P., 2021. “Multiagent Reinforcement Learning: Rollout and Policy Iteration,” IEEE/CAA Journal of Automatica Sinica, Vol. 8, pp. 249-271.
- [Ber22] Bertsekas, D. P., 2022. Lessons from AlphaZero for Optimal, Model Predictive, and Adaptive Control, Athena Scientific, Belmont, MA.
- [BoV79] Borkar, V., and Varaiya, P. P., 1979. “Adaptive Control of Markov Chains, I: Finite Parameter Set,” IEEE Trans. Automatic Control, Vol. AC-24, pp. 953-958.
- [CKH09] Chong, E.K., Kreucher, C. M. and Hero, A. O., 2009. “Partially Observable Markov Decision Process Approximations for Adaptive Sensing, Discrete Event Dynamic Systems, Vol. 19, pp. 377-422.
- [DoS80] Doshi, B., and Shreve, S., 1980. “Strong Consistency of a Modified Maximum Likelihood Estimator for Controlled Markov Chains,” J. of Applied Probability, Vol. 17, pp. 726-734.
- [ECK19] Elsherif, F., Chong, E. K. and Kim, J. H., 2019. “Energy-Efficient Base Station Control Framework for 5G Cellular Networks Based on Markov Decision Process,” IEEE Transactions on Vehicular Technology, Vol. 68, pp. 9267-9279.
- [FoK09] Forrester, A. I., and Keane, A. J., 2009. “Recent Advances in Surrogate-Based Optimization. Progress in Aerospace Sciences,” Vol. 45, pp. 50-79.
- [Fra18] Frazier, P. I., 2018. “A Tutorial on Bayesian Optimization,” arXiv preprint arXiv:1807.02811.
- [GHC21] Gerlach, T., Hoffmann, F., and Charlish, A., 2021. “Policy Rollout Action Selection with Knowledge Gradient for Sensor Path Planning,” 2021 IEEE 24th International Conference on Information Fusion, pp. 1-8.
- [GMP15] Ghavamzadeh, M., Mannor, S., Pineau, J., and Tamar, A., 2015. “Bayesian Reinforcement Learning: A Survey,” Foundations and Trends in Machine Learning, Vol. 8, pp. 359-483.
- [GTA17] Gommans, T. M. P., Theunisse, T. A. F., Antunes, D. J., and Heemels, W. P. M. H., 2017. “Resource-Aware MPC for Constrained Linear Systems: Two Rollout Approaches,” Journal of Process

Control, Vol. 51, pp. 68-83.

[HCC07] Hero, A. O., Castañon, D., Cochran, D., and Kastella, K., eds., 2007. Foundations and Applications of Sensor Management, Springer Science.

[HCR21] Hoffmann, F., Charlish, A., Ritchie, M., and Griffiths, H., 2021. “Policy Rollout Action Selection in Continuous Domains for Sensor Path Planning,” IEEE Transactions on Aerospace and Electronic Systems.

[HSC19] Hoffmann, F., Schily, H., Charlish, A., Ritchie, M., and Griffiths, H., 2019. “A Rollout Based Path Planner for Emitter Localization,” 22th International Conference on Information Fusion.

[HeC06] He, Y., and Chong, E. K., 2006. “Sensor Scheduling for Target Tracking: A Monte Carlo Sampling Approach,” Digital Signal Processing, Vol. 16, pp. 533-545.

[JCG20] Jiang, S., Chai, H., Gonzalez, J., and Garnett, R., 2020. “BINOCULARS for Efficient, Nonmyopic Sequential Experimental Design,” In Proc. Intern. Conference on Machine Learning, pp. 4794-4803.

[JJB20] Jiang, S., Jiang, D. R., Balandat, M., Karrer, B., Gardner, J. R., and Garnett, R., 2020. “Efficient Nonmyopic Bayesian Optimization via One-Shot Multi-Step Trees,” arXiv preprint arXiv:2006.15779.

[Jia10] Jia, Q. S., 2010. “A Rollout Method for Finite-Stage Event-Based Decision Processes,” IFAC Proceedings Vol. 43(12), pp. 247-252.

[KAH15] Khashooei, B. A., Antunes, D. J., and Heemels, W. P. M. H., 2015. “Rollout Strategies for Output-Based Event-Triggered Control,” In Proc. 2015 European Control Conference, pp. 2168-2173.

[KuL82] Kumar, P. R., and Lin, W., 1982. “Optimal Adaptive Controllers for Unknown Markov Chains,” IEEE Trans. Automatic Control, Vol. AC-27, pp. 765-774.

[Kum83] Kumar, P. R., 1983. “Optimal Adaptive Control of Linear-Quadratic-Gaussian Systems,” SIAM J. on Control and Optimization, Vol. 21, pp. 163-178.

[Kum85] Kumar, P. R., 1985. “A Survey of Some Results in Stochastic Adaptive Control,” SIAM J. on Control and Optimization, Vol. 23, pp. 329-380.

[LEC20] Lee, E. H., Eriksson, D., Cheng, B., McCourt, M., and Bindel, D., 2020. “Efficient Rollout Strategies for Bayesian Optimization,” arXiv preprint arXiv:2002.10539.

[LEP21] Lee, E. H., Eriksson, D., Perrone, V., and Seeger, M., 2021. “A Nonmyopic Approach to Cost-Constrained Bayesian Optimization,” In Uncertainty in Artificial Intelligence Proceedings, pp. 568-577.

[LKG21] Li, T., Krakow, L. W., and Gopalswamy, S., 2021. “Optimizing Consensus-Based Multi-Target Tracking with Multiagent Rollout Control Policies,” In 2021 IEEE Conference on Control Technology and

Applications, pp. 131-137.

[LKG22] Li, T., Krakow, L. W., and Gopalswamy, S., 2022. “SMA-NBO: A Sequential Multi-Agent Planning with Nominal Belief-State Optimization in Target Tracking,” arXiv preprint arXiv:2203.01507.

[LWW16] Lam, R., Willcox, K., and Wolpert, D. H., 2016. “Bayesian Optimization with a Finite Budget: An Approximate Dynamic Programming Approach,” In Advances in Neural Information Processing Systems, pp. 883-891.

[LZY22] Lei, W., Zhang, D., Ye, Y., and Lu, C., 2022. “Joint Beam Training and Data Transmission Control for Mmwave Delay-Sensitive Communications: A Parallel Reinforcement Learning Approach,” IEEE J. of Selected Topics in Signal Processing, Vol. 16, pp. 447-459.

[Lee20] Lee, E. H., 2020. “Budget-Constrained Bayesian Optimization, Doctoral dissertation, Cornell University.

[Man74] Mandl, P., 1974. “Estimation and Control in Markov Chains,” Advances in Applied Probability, Vol. 6, pp. 40-60.

[MEJ19] Molin, A., Esen, H., and Johansson, K. H., 2019. “Scheduling Networked State Estimators Based on Value of Information,” Automatica, Vol. 110.

[PSC22] Paulson, J. A., Sonouifar, F., and Chakrabarty, A., 2022. “Efficient Multi-Step Lookahead Bayesian Optimization with Local Search Constraints,” IEEE Conf. on Decision and Control, pp. 123-129.

[PoF08] Powell, W. B., and Frazier, P., 2008. “Optimal Learning,” in State-of-the-Art Decision-Making Tools in the Information-Intensive Age, INFORMS, pp. 213-246.

[PoR12] Powell, W. B., and Ryzhov, I. O., 2012. Optimal Learning, J. Wiley, N. Y.

[QHS05] Queipo, N. V., Haftka, R. T., Shyy, W., Goel, T., Vaidyanathan, R., and Tucker, P. K., 2005. “Surrogate-Based Analysis and Optimization,” Progress in Aerospace Sciences, Vol. 41, pp. 1-28.

[RPF12] Ryzhov, I. O., Powell, W. B., and Frazier, P. I., 2012. “The Knowledge Gradient Algorithm for a General Class of Online Learning Problems,” Operations Research, Vol. 60, pp. 180-195.

[RaW06] Rasmussen, C. E., and Williams, C. K., 2006. Gaussian Processes for Machine Learning, MIT Press, Cambridge, MA.

[SSW16] Shahriari, B., Swersky, K., Wang, Z., Adams, R. P., and De Freitas, N., 2015. “Taking the Human Out of the Loop: A Review of Bayesian Optimization,” Proc. of IEEE, Vol. 104, pp. 148-175.

[SWM89] Sacks, J., Welch, W. J., Mitchell, T. J., and Wynn, H. P., 1989. “Design and Analysis of Computer

Experiments,” *Statistical Science*, Vol. 4, pp. 409-423.

[Sas02] Sasena, M. J., 2002. *Flexibility and Efficiency Enhancements for Constrained Global Design Optimization with Kriging Approximations*, Ph.D. Thesis, Univ. of Michigan.

[Sel22] Selby A., 2022. “The Best Strategies for Wordle (last edited on 17 March 2022),” Available at URL (Accessed: 14 November 2022).

[YuK20] Yue, X., and Kontar, R. A., 2020. “Lookahead Bayesian Optimization via Rollout: Guarantees and Sequential Rolling Horizons,” arXiv preprint arXiv:1911.01004.