

Cross-Channel: Scalable Off-Chain Channels Supporting Fair and Atomic Cross-Chain Operations

Yihao Guo, Minghui Xu, Dongxiao Yu, Yong Yu, Rajiv Ranjan, Xiuzhen Cheng

Abstract—Cross-chain technology facilitates the interoperability among isolated blockchains on which users can freely communicate and transfer values. Existing cross-chain protocols suffer from the scalability problem when processing on-chain transactions. Off-chain channels, as a promising blockchain scaling technique, can enable micro-payment transactions without involving on-chain transaction settlement. However, existing channel schemes can only be applied to operations within a single blockchain, failing to support cross-chain services. Therefore in this paper, we propose Cross-Channel, the first off-chain channel to support cross-chain services. We introduce a novel hierarchical channel structure, a new hierarchical settlement protocol, and a smart general fair exchange protocol, to ensure scalability, fairness, and atomicity of cross-chain interactions. Besides, Cross-Channel provides strong security and practicality by avoiding high latency in asynchronous networks. Through a 50-instance deployment of Cross-Channel on AliCloud, we demonstrate that Cross-Channel is well-suited for processing cross-chain transactions in high-frequency and large-scale, and brings a significantly enhanced throughput with a small amount of gas and delay overhead.

Index Terms—Blockchain, Cross-chain services, Off-chain channels, Fair exchange, Smart contract.



1 INTRODUCTION

It is well-known that blockchain-based systems suffer from the information isolation problem [1], which prevents message transports, value exchanges, and collaborative operations among blockchains, hindering the advantages of blockchain technologies in consensus, trust, and cooperations [2]–[6]. Cross-chain technology has been considered to be one of the effective ways to solve the isolation problem, aiming to build a bridge for the communications and coordinations among isolated blockchain systems [7]. Nevertheless, most existing cross-chain techniques such as notaries in notary schemes [7] and relay chains in sidechains/relays [8], rely on third parties that are assumed to be safe, which reduces their availability and makes them extremely vulnerable to the single point of failure problem. Hashed TimeLock Contract (HTLC) [9] is a decentralized cross-chain scheme that employs smart contracts to ensure atomicity of transactions. But unfortunately, in HTLC, one cross-chain exchange requires multiple on-chain consensus, which would undoubtedly decrease the transaction rate and increase the transaction latency, further deepening the blockchain system’s poor scalability. Therefore, one can conclude that current cross-chain schemes cannot realize efficient cross-chain interoperability without relying on third parties.

In fact, researchers have put forward feasible schemes such as blockchain sharding, off-chain channels, and roll-

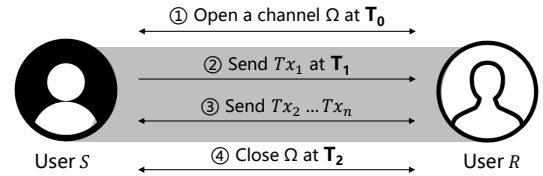


Fig. 1. A channel scheme example, in which a solid line represents an interaction process, and the shaded belt represents a payment channel, a state channel or a virtual channel. Note that step ① and step ④ are on-chain processes that open and close the channel Ω , respectively. In step ②, S sends transaction Tx_1 to R . Step ③ indicates that S and R send more transactions to each other via this channel. These transaction operations take place in the channel Ω and do not consume any on-chain resource.

up techniques (zk-rollup, optimistic rollup) [1], [10]–[12], to enhance the scalability of single blockchain systems. Among them, off-chain channels (see an example shown in Fig. 1), which employ on-chain processes to establish and close a channel and off-chain operations to carry out tasks within the channel, provide faster transaction processing, need lower effort in hardware configuration, and have been successfully applied to Lightning Network [9]. Therefore, it is of great significance to extend the current off-chain channel schemes for cross-chain services. Nevertheless, this is a nontrivial task. There exist two open challenges that should be addressed in order to take advantage of the high throughput of channels for cross-chain operations.

First, current channel schemes such as payment channels [9], [12]–[14], state channels [15], [16] and virtual channels [17], [18] cannot support spending unsettled amounts. As shown in Fig. 1, suppose sender S sends some amount x in Tx_1 to receiver R at time T_1 . R cannot use x before both parties successfully close the channel at T_2 . In fact, the

Corresponding author: Minghui Xu.

Y. Guo, M. Xu, D. Yu, and X. Cheng are with the School of Computer Science and Technology, Shandong University, Qingdao, Shandong, China (e-mail: {yhgao@mail., mhxu@, dxyu@, xzcheng}@sdu.edu.cn).

Y. Yu is with the School of Computer Science, Shaanxi Normal University, Xi’an, China (e-mail: yuyong@snnu.edu.cn).

R. Ranjan is with the School of Computing, Newcastle University, Newcastle, United Kingdom (e-mail: raj.ranjan@newcastle.ac.uk).

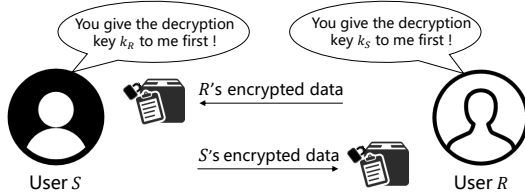


Fig. 2. An example of the Unfair Exchange (UE) problem. A solid line represents an interaction process.

longer time the channel stays open, the longer the time ($T_2 - T_1$) \mathcal{R} needs to wait before using x . This latency becomes even bigger when cross-chain operations are involved as the multi-chain heterogeneous design brings more dimensions of complexity. We term this challenge *Unsettled Amount Congestion (UAC) problem*. To address this issue, one needs to design a new channel architecture and a corresponding smart contract protocol to support flexible user joins while ensuring the correctness of settlement.

Second, the scenarios of cross-chain interactions are diversified, which requires a protocol to help channels ensure interaction fairness. Current fair exchange schemes such as ZKCP [19] and FairSwap [20] rely on cryptocurrencies for settlement, which assumes that one of the exchange objects can be made public (generally this object defaults to cryptocurrency). Unfortunately, in a cross-chain scenario, affected by the risk of sharp currency price fluctuations, more users choose to interact in a barter way. This makes current fair exchange schemes fail to guarantee the fairness of the interaction process, as none of the two parties might be willing to be the first to disclose its secret that is employed to protect the exchange object (shown in Fig. 2). We define this to be the *Unfair Exchange (UE) problem*, which severely limits the applications of cross-chain protocols. The difficulty in solving this problem lies in how to ensure the disclosure of both parties' secrets.

In this paper, we propose Cross-Channel to effectively address the above two challenges. First, in order to solve the UAC problem, we design a novel hierarchical channel architecture with a hierarchical settlement protocol, which allows channel initiators to establish sub-channels with other participants in order to use an unsettled amount, improve the throughput of the processed transactions, and ensure the correctness of the final settlement. Moreover, we present a general fair exchange protocol based on zk-SNARK [21] and (t, n) -VSS (Verifiable Secret Sharing) [22] to address the UE problem. Specifically, this protocol adopts zk-SNARK to guarantee the authenticity and privacy of information, and employs (t, n) -VSS with a smart contract to ensure the fair disclosure of both parties' secrets. Finally, we adopt the HTLC to enhance the atomicity of cross-chain interactions. Note that HTLC was originally proposed for synchronous networks, while in an asynchronous network, some nodes may be affected by high latency and cannot successfully receive or send messages, which makes blocked nodes unable to complete the protocol due to timeouts. Therefore, we develop an incentive mechanism to make HTLC, thereby Cross-Channel, suitable for asynchronous networks.

For convenience, we highlight our contributions as fol-

lows:

- 1) Cross-Channel is the first channel scheme to support cross-chain operations in both synchronous and asynchronous networks. To the best of our knowledge, current channel schemes only support intra-chain operations.
- 2) We design a novel hierarchical channel architecture with a hierarchical settlement protocol, which can effectively solve the UAC problem. The proposed new architecture can further improve the throughput of Cross-Channel and is well-suited for processing large-scale transactions.
- 3) A general fair exchange protocol is proposed in this paper to guarantee the disclosure of both parties' secrets, ensure the fairness of cross-chain interactions, and further solve the UE problem.
- 4) Cross-Channel can support various cross-chain operations, especially for the exchange of encrypted information that does not rely on cryptocurrencies.
- 5) Extensive simulation experiments in AliCloud are conducted to validate the performance of Cross-Channel.

The rest of the paper is organized as follows. We first review the most related work in Section 2. Then, we present the models of our scheme, and briefly introduce the necessary preliminary knowledge in Section 3. In Section 4, we detail our scheme Cross-Channel considering different applications. Section 5 reports the simulation experiments on AliCloud to evaluate the performance of Cross-Channel. Finally, we provide concluding remarks in Section 6.

2 RELATED WORK AND MOTIVATION

In this section, we introduce a few well-known off-chain channel schemes related to our design, including payment channels, state channels and virtual channels.

Payment channel schemes. A payment channel is a temporary off-chain trading channel for improving the transaction throughput of the entire system. It was originally designed as a one-way channel [13], and later evolved into a bi-directional channel so that one party can be both a sender and a receiver [14]. The most widely discussed recent projects are Lightning Network [9] and Raiden [23], which establish payment channels in Bitcoin [24] and Ethereum [25], respectively. In recent years, payment channel schemes with different features such as re-balancing, throughput maximization, attack resistance, and privacy protection, have been constructed [12], [26]–[29].

State channel schemes. A state channel enriches the functionality of a payment channel. Concretely, the users of a state channel can, besides payments, execute complex smart contracts in an off-chain way (e.g., voting, auctions) and allow the exchange of states between two or more participants [15], [30]. The concept of state channel was proposed by Jeff Coleman [31]. Later, Counterfactual [16] gave a detailed design and Dziembowski *et al.* [15] provided formal definitions and security proofs for the general state channel network. ForceMove [30] is a framework that can support n -party participation in a state channel. State channel schemes with faster payment speeds were developed in [32], [33].

Virtual channel schemes. Virtual channels enable the creation, progression, and closing of the channel without interacting with the underlying blockchain. Dziembowski *et al.* proposed Perun [17], the first virtual channel scheme in Ethereum. Later, they presented another scheme in [18], discussing how to support virtual multi-party state channels. Aumayr *et al.* [34] designed a virtual channel compatible with Bitcoin, proving that the establishment of a virtual channel can be independent of smart contracts.

Summary and motivation. According to the above analysis, one can see that the emergence of state channels broadens the application of payment channels, enabling off-chain channels to provide more services. Virtual channels can effectively reduce the cost of channel network establishment and improve the efficiency of transaction processing. Even though these channel schemes can successfully enhance the scalability of blockchain systems, they were originally proposed for operations within a single-chain, and cannot be directly extended to support cross-chain operations considering the challenges brought by the problems of UAC and UE. Furthermore, the design of the current cross-chain solutions that do not rely on third parties, e.g., HTLC, targets synchronous networks, while the unbounded latency in asynchronous networks may render them completely fail. Motivated by these considerations, we propose Cross-Channel in this paper, which can effectively support efficient and fair atomic cross-chain operations under decentralized asynchronous networks.

3 MODELS AND PRELIMINARIES

In this section, we first define our system model and threat model, then provide preliminaries on zero-knowledge proof, fair exchange, hashed timelock contracts, and threshold key management

3.1 Models

In this paper, we consider building a channel between heterogeneous blockchains. Such a channel involves three entities: sender (\mathcal{S}), receiver (\mathcal{R}), and blockchain miners (\mathcal{M}). \mathcal{S} and \mathcal{R} are the two parties of a channel interaction, being responsible for opening and closing the channel, uploading signature information, etc. \mathcal{M} is required to execute a smart contract to determine the legitimacy of the uploaded information, and honest miners would be accordingly rewarded by the blockchain incentive mechanism (just like the main chain of Ethereum).

- Sender \mathcal{S} . We assume that they can be arbitrarily malicious, and can act in their best interests.
- Receiver \mathcal{R} . We assume that they can be arbitrarily malicious, and can act in their best interests.
- Miner \mathcal{M} . Multiple miners follow a secure consensus algorithm to maintain the blockchain. Adversaries cannot compromise the majority of them to bring down the overall blockchain system.

All transactions can be divided into two categories, with one being the traditional on-chain transactions (or called transactions), which are confirmed and verified through the blockchain consensus mechanism, and the other being the off-chain transactions (or called receipts), which exist

in channels and are verified by nodes within the channel. Some receipts would eventually be packaged into on-chain transactions and update the on-chain states of the nodes in the channel.

Cross-Channel aims to realize scalability, fairness, and atomicity. To achieve these goals, we next introduce the adopted key technologies.

3.2 Zero-knowledge Proof: zk-SNARK

zk-SNARK (zero knowledge Succinct Non-interactive Argument of Knowledge) is one type of the zero-knowledge proofs, which allows one party (the prover) to prove to another party (the verifier) that a statement is true, without revealing any information beyond the validity of the statement [21].

Definition 1 (zk-SNARK for an \mathbb{F} -arithmetic Circuit). *An \mathbb{F} -arithmetic circuit C takes inputs (public inputs \vec{x} , private inputs \vec{w}) from a finite field such as $(\mathbb{F}^m, \mathbb{F}^h)$, and outputs the result ($\in \mathbb{F}^l$) based on the circuit logic. A zk-SNARK scheme essentially aims to ensure the satisfaction $(C(\vec{x}, \vec{w}) = 0^l)$ of C , denoted as R_C . The whole process can be represented by a tuple of polynomial-time algorithms $\Pi \stackrel{\text{def}}{=} (\text{Setup}, \text{Prove}, \text{Verify})$:*

- $\text{Setup}(1^\lambda, C) \rightarrow (\text{pk}, \text{vk})$. The algorithm Setup takes a security parameter 1^λ and a circuit C as inputs to obtain the key pair (pk, vk) , where pk is the proving key for proof generation and vk is the verification key for proof verification. The pair (pk, vk) constitutes the common reference string crs .
- $\text{Prove}(\text{pk}, \vec{x}, \vec{w}) \rightarrow \pi$. The algorithm takes as inputs the proving key pk , the public inputs \vec{x} and the private inputs \vec{w} to generate a succinct zero-knowledge proof π .
- $\text{Verify}(\text{vk}, \vec{x}, \pi) \rightarrow 1/0$. The algorithm verifies π based on the verification key vk and public inputs \vec{x} . It returns 1 if the verification is successful and 0 otherwise.

Given a security parameter λ and a circuit C with a relation R_C , an honest \mathcal{S} can generate a proof π to convince \mathcal{R} for every pair $(\vec{x}, \vec{w}) \in R_C$. In the algorithm Π , Setup , vk and C are public, which means that anyone with \vec{x} can verify a proof.

3.3 Fair Exchange Based on zk-SNARK

Fair exchange refers to the scenario where users exchange currency for digital commodities, e.g., digital assets and valuable information. A fair exchange protocol was designed to guarantee that the exchange is executed in a fair way [20]. zk-SNARK (see Sec. 3.2) is one of the key technologies to realize fair exchange. It can help \mathcal{S} protect the privacy of information content while proving its authenticity. Next, we give the definition of the circuit used for realizing fair exchange.

Definition 2 (The Circuit for Fair Exchange). *The whole process can be represented by a tuple of polynomial-time algorithms $\Upsilon \stackrel{\text{def}}{=} (\text{DataAuth}, \text{KeyAuth})$:*

- $\text{DataAuth}(m) \rightarrow h(m)$. The algorithm takes the digital commodity (or plaintext) m as input, and computes the authenticator $h(m)$, which is the hash result of the digital commodity.

- $\text{KeyAuth}(k, m) \rightarrow (\overline{m}, h(k))$. The algorithm takes the encryption key k and the digital commodity m as inputs, and generates the encrypted digital commodity (or ciphertext) \overline{m} as well as the hash result of the encryption key $h(k)$.

This circuit is illustrated in Fig. 3. \mathcal{S} can use the circuit to generate a zero-knowledge proof based on the algorithm $\Pi.\text{Prove}$, which proves the authenticity of the encrypted information and the encryption key.

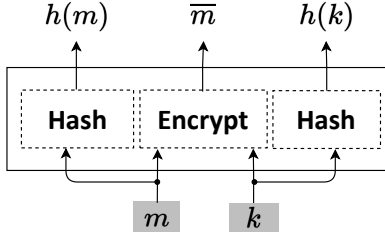


Fig. 3. The logic diagram of the fair exchange circuit. The parameters with gray background are private ones protected with zk-SNARK.

3.4 Hashed Timelock Contracts

The Hashed Timelock Contract (HTLC) was first applied and implemented in Bitcoin’s Lightning network [9], which aims to ensure the atomicity of cross-chain asset exchanges. HTLC requires that both sides of an interaction (e.g., \mathcal{S} and \mathcal{R}) have accounts in each blockchain (i.e., accounts \mathcal{S}^α and \mathcal{R}^α in chain α , and accounts \mathcal{S}^β and \mathcal{R}^β in chain β , for both \mathcal{S} and \mathcal{R}). The smart contracts¹ in blockchain α and β are denoted by ξ^α and ξ^β , respectively.

Definition 3 (The Process of HTLC). Assume that account \mathcal{S}^α and account \mathcal{R}^β intend to exchange assets with each other. The whole interaction process in HTLC is divided into three steps: Lock, Update, and Refund.

- **Lock** : First, \mathcal{S}^α selects a random 256-bit integer as the preimage pre and computes its hash value $h(pre)$. Then in the smart contract ξ^α , \mathcal{S}^α opens $h(pre)$, employs $h(pre)$ to lock its asset sent to \mathcal{R}^α , and sets a timer T_3 . Similarly, in the smart contract ξ^β , \mathcal{R}^β locks its asset sent to \mathcal{S}^β with the same $h(pre)$ and sets a timer T_4 , where $T_3 > T_4$.
- **Update** : \mathcal{S}^β offers pre to ξ^β within T_4 to unlock the asset sent by \mathcal{R}^β . After \mathcal{R}^β learns pre , \mathcal{R}^α provides pre to ξ^α within T_3 to unlock the asset sent by \mathcal{S}^α .
- **Refund** : If the time exceeds T_4 and \mathcal{S}^β does not provide pre , the locked asset in ξ^β would be returned to \mathcal{R}^β . In this case, since \mathcal{R}^α does not know pre (only \mathcal{S} has pre), \mathcal{R}^α cannot provide pre within the specified time T_3 in blockchain α . When T_3 times out, the locked asset would be returned to \mathcal{S}^α .

Note that the information in accounts \mathcal{R}^α (\mathcal{S}^α) and \mathcal{R}^β (\mathcal{S}^β) are shared because they both belong to the same entity \mathcal{R} (\mathcal{S}). Therefore, when \mathcal{R}^β learns pre in blockchain β , \mathcal{R}^α can send pre to the smart contract in blockchain α .

1. Some blockchain systems such as Bitcoin do not support smart contracts [35]. In such a case, HTLC is implemented with other mechanisms such as scripting [36]. For convenience, we use smart contracts to represent true smart contracts as well as other techniques such as scripting when presenting HTLC in this study.

Also note that $T_3 > T_4$ is necessary in order to ensure atomicity. Nevertheless, in asynchronous networks, we find that HTLC may not guarantee atomicity due to network delay. Therefore, we introduce an incentive mechanism to overcome this problem in Sec. 4.2.

3.5 Pedersen’s Verifiable Secret Sharing

Pedersen’s verifiable secret sharing scheme does not need any trusted third party, which enables n participants to share a secret in a completely decentralized way [22].

Definition 4 (Pedersen’s (t, n) -VSS). Let \mathbb{G}_q be a q -order subgroup of the prime P , with g and h being generators of \mathbb{G}_q . Let s be the shared secret, \mathcal{O} the owner of s , n the number of participants, t the threshold value, and \mathcal{U}_i the i -th participant. Define Pedersen commitment as $E(a, b) = g^a h^b$. Then the whole process can be divided into three steps: Share, Verify and Recover.

- **Share**: First, \mathcal{O} selects a random number r , computes commitment $E(s, r) = g^s h^r$, and opens $E(s, r)$. Then, \mathcal{O} selects $t - 1$ random numbers $a_i, i \in [1, t - 1]$, constructs a polynomial $f(x) = s + \sum_{i=1}^{t-1} a_i x^i$, and computes $s_i = f(i)$. Next, \mathcal{O} selects another set of random numbers $b_i, i \in [1, t - 1]$, calculates $E_{a_i} = g^{a_i} h^{b_i}$, and opens them. Finally, \mathcal{O} constructs a polynomial $g(x) = r + \sum_{i=1}^{t-1} b_i x^i$, computes $r_i = g(i)$, and sends the i th secret share (s_i, r_i) to \mathcal{U}_i .
- **Verify**: When \mathcal{U}_i receives (s_i, r_i) , it computes $E(s_i, r_i)$ and $\prod_{j=0}^{t-1} E_j^{i^j}$, where $E_j^{i^j} = g^{a_j i^j} h^{b_j i^j}$. If the computed $E(s_i, r_i)$ and $\prod_{j=0}^{t-1} E_j^{i^j}$ are equal, the received s_i is correct.
- **Recover**: When at least t participants share the secret correctly and contribute their shares, the secret can be recovered by Lagrange polynomial interpolation, i.e. $s = \sum_{i=1}^t s_i \prod_{1 \leq j \leq t, j \neq i} \frac{i}{i-j}$.

The participants can verify the validity of the received shares in step Verify, so as to detect the invalid messages sent by adversaries.

4 THE CROSS-CHANNEL

In this section, we first provide an overview on Cross-Channel, then present the protocol in detail, and finally analyze its scalability, fairness and atomicity.

4.1 Overview

Cross-Channel is an efficient channel scheme that supports complex services such as cross-chain. For the sake of convenience, we use an example (currency exchange) to illustrate the general process of Cross-Channel (shown in Fig. 4). In this example, an entity \mathcal{S} has an account \mathcal{S}^α in Bitcoin α , and an entity \mathcal{R} has an account \mathcal{R}^β in Ethereum β . \mathcal{S} and \mathcal{R} attempts to frequently exchange \mathcal{S}^α ’s Bitcoins (BTC) for \mathcal{R}^β ’s Ether (ETH). In order to achieve the above goal, \mathcal{S} needs to create an account \mathcal{S}^β in β to get \mathcal{R}^β ’s ETH, and \mathcal{R} also needs to create an account \mathcal{R}^α in α to get \mathcal{S}^α ’s BTC. The whole process can be summarized as follows.

First, \mathcal{S} and \mathcal{R} need to establish channels in α and β . Specifically, two accounts in the same blockchain (\mathcal{S}^α and \mathcal{R}^α , or \mathcal{S}^β and \mathcal{R}^β) execute the hierarchical interaction

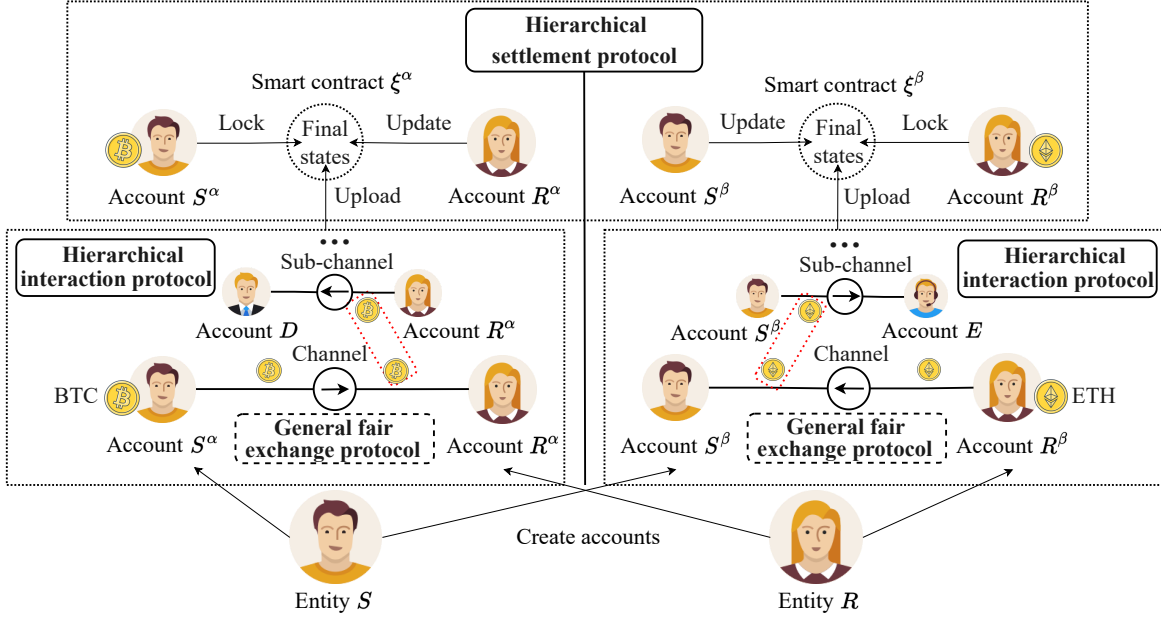


Fig. 4. The cross-chain currency exchange procedure with Cross-Channel. The whole process includes three protocols, i.e., the hierarchical interaction protocol, the general fair exchange protocol, and the hierarchical settlement protocol. The hierarchical interaction protocol contains a hierarchical channel structure that solves the UAC problem. The general fair exchange protocol solves the UE problem that occurs during the interaction in the (sub-)channel, especially for the encrypted information exchange scenario. The hierarchical settlement protocol adopts an improved HTLC protocol, overcoming the impact of high latency in asynchronous networks while ensuring the correctness of cross-chain settlements.

protocol Ψ to establish a channel, then send currency in this channel. The channel can be a hierarchical one with multiple sub-channels in order to spend the unsettled amounts (e.g., accounts D and E in Fig. 4) based on Ψ . Currency exchanges within the channel follow the general fair exchange protocol Θ , which also supports fair exchange (i.e., exchange currency with encrypted information) and encrypted information exchange. Finally, when the channel needs to be closed, all involved accounts in the channel, including those for the sub-channels, upload their final states to the corresponding smart contracts, and the hierarchical settlement protocol Φ is executed to complete the settlement. Note that, we adopt an improved HTLC in Φ to ensure the correctness and atomicity of the cross-chain settlement.

In the following two subsections, we detail the hierarchical interaction protocol with settlement (Sec. 4.2) and the general fair exchange protocol (Sec. 4.3).

4.2 Hierarchical Channel Design

We present a hierarchical interaction protocol Ψ with a settlement protocol Φ to solve the Unsettled Amount Congestion (UAC) problem. The settlement protocol Φ can be written into smart contracts and verified by miners \mathcal{M} .

Hierarchical Interaction Protocol Ψ . Fig. 5 illustrates an example hierarchical channel. One can see that the whole structure has three levels, which are marked as Level 0–2. At Level 0, S and R send Tx_{Open} to the smart contract ξ to establish a channel Ω_0 with initial state (v_S, v_R) , which can be denoted as $[S \mapsto v_S, R \mapsto v_R]_{\Omega_0}$, meaning that S has v_S in Ω_0 , R has v_R in Ω_0 , and the state of Ω_0 is (v_S, v_R) .

$$\text{Tx}_{\text{Open}} \stackrel{\text{def}}{=} (\text{From} : S/R; \text{To} : \xi; v_S/v_R).$$

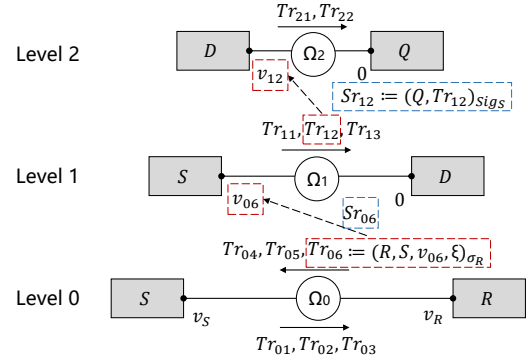


Fig. 5. An illustration example of a 3-level hierarchical channel.

For the sake of convenience, v_S and v_R can be the coins deposited by S and R (for some $v_S, v_R \in \mathbb{R} \geq 0$). In Ω_0 , S and R can send transaction receipts $\{Tr\}$ to each other, such as Tr_{01-06} in Fig. 5. Let $Tr \stackrel{\text{def}}{=} (\text{snd}, \text{rcv}, v, \xi)_{\sigma_{\text{snd}}}$, meaning that snd transfers amount v to rcv via smart contract ξ , where σ_{snd} is the message signature. Note that snd and rcv can be omitted if clear from context.

To spend an unsettled amount in Ω_0 , the two parties of Ω_0 can negotiate to open a sub-channel. For example, S can send a request to R asking for the permission to open a sub-channel Ω_1 with D to spend the unsettled amount in Tr_{06} . If R permits, it would generate a sub-channel receipt Sr_{06} and send it to S , where $Sr_{06} \stackrel{\text{def}}{=} (D, Tr_{06})_{\text{Sig}_R}$, with Sig_R being R 's signature for Sr_{06} , and D the address of the participant with which S would construct a sub-channel to spend the unsettled amount in Tr_{06} . Then, S sends Sr_{06} to D , who needs to verify the legitimacy of Sr_{06} based on Sig_R and ensure the correctness of v_{06} according to the σ_R

carried by Tr_{06} . When the verification is successful, S takes v_{06} as its initial balance to open sub-channel Ω_1 with D , i.e., $[S \mapsto v_{06}, D \mapsto 0]_{\Omega_1}$. Note that Ω_1 is a sub-channel that is constructed particularly for the spending of the unsettled amount in Tr_{06} – no other transactions between S and D are allowed. Following the same procedure, the parties (S and R) in Level 0 can choose another Tr to create another new sub-channel and the parties (S and D) in Level 1 can also generate sub-channels. For example, as shown in Fig. 5, D establishes a sub-channel Ω_2 with user Q based on Tr_{12} . It is worthy of noting that all operations related to a sub-channel are off-chain, which means that smart contract is not involved thus conserving blockchain resources.

Hierarchical settlement protocol Φ . We design a new protocol Φ and implement it in smart contract ξ to support settlement. Not that, Φ can be adopted for both intra-chain and cross-chain channel settlement, which differ slightly.

We use the same example shown in Fig. 5 to demonstrate the procedure for intra-chain settlement. First, S and R send requests to ξ to close the hierarchical channel. After receiving the channel closing requests, ξ sets a timer T_2 and broadcasts this closing event to all blockchain participants and miners. This message also requires the users (S , R , D and Q) to compute their final states $\{f\}$ based on the corresponding related receipts (Tr and Sr). For instance, S and R need to compute their final states based on Tr_{01-06} , Sr_{06} , Tr_{11-13} , and Sr_{12} . Then, each participant packages its f and the related receipts into a Tx_{Close} message and sends Tx_{Close} to ξ within T_2 .

$$Tx_{Close} \stackrel{\text{def}}{=} (\text{From} : \text{Snd}; \text{To} : \xi; f, \{Sr\}).$$

When T_2 times out, ξ verifies the uploaded data from Level 0, i.e., the correctness of the signatures and account balances. Note that Tx_{Close} contains all sub-channel receipts agreed by Snd, which are used by ξ to check the correctness of account balances. If the verification is successful, ξ would verify the data from the next sub-level, i.e., Level 1. If the verification succeeds, ξ continues to verify the next higher level. If ξ fails at any level, all sub-channels in that level and above would automatically fail. Such a failure drives ξ to adjust the final state of each participant in all successful levels based on the received $\{Sr\}$'s. Finally, the miners update the corresponding on-chain states according to the settlement results.

To support cross-chain settlement, the hierarchical settlement protocol Φ adopts the HTLC protocol (introduced in Sec. 3.4) to ensure the atomicity of the interaction. As shown in Fig. 4, S and R need to have accounts in both blockchain α and β for cross-chain operations. Based on the hierarchical interaction protocol and the intra-chain hierarchical settlement protocol mentioned above, accounts in the same chain (S^α and R^α , S^β and R^β) establish channels, send Tr , create Sr to establish sub-channels, and upload the final state of each (sub-)channel when the channel needs to be closed. Unlike the intra-chain settlement, which updates the on-chain states immediately, for cross-chain, when ξ determines that the final states are valid, it runs the HTLC protocol to make S^α and R^β lock their final states based on the step HTLC.Lock, then S and R complete the final settlement according to the step HTLC.Update or HTLC.Refund.

Particularly, in the step HTLC.Refund shown in Sec. 3.4, if no one submits pre before T_3 or T_4 times out, the smart contract would not update the states. However, in an asynchronous network, affected by the high latency, after S^β provides pre to update the states in blockchain β , R^α may fail to upload pre within T_3 , which breaks the atomicity of HTLC. Therefore, in order to make HTLC suitable for asynchronous networks, we set a timer T_5 in ξ^α , during which any miner can help R^α provide pre to get rewards from R^α .

Note that in more complex scenarios such as the encrypted information exchange, in addition to realizing the settlement mentioned above, the hierarchical settlement protocol needs to further accomplish the fair exchange of keys, which are detailed in Sec. 4.4.

4.3 General Fair Exchange Protocol

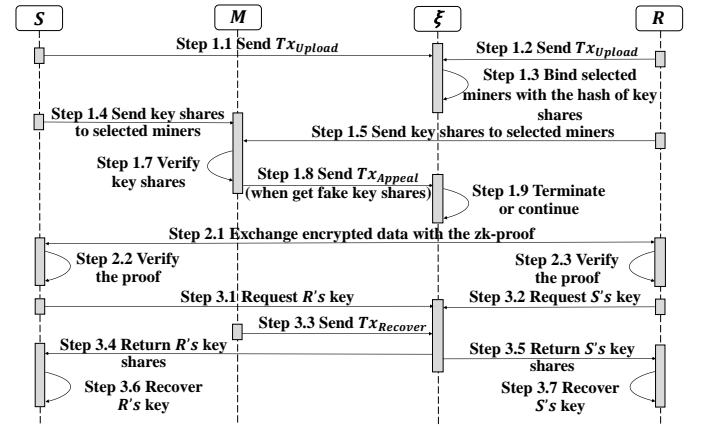


Fig. 6. The sequence diagram of the general fair exchange protocol. Steps 1.1–1.9 demonstrate the Θ .Share process, while steps 2.1–2.3 illustrating the Θ .Exchange process and steps 3.1–3.7 standing for the Θ .Recover process.

In this subsection, we propose a general fair exchange protocol Θ to solve the Unfair Exchange (UE) problem, which can guarantee the fairness of encrypted information exchange (EIE). The whole protocol involves four steps: **Setup**, **Share**, **Exchange**, and **Recover**, which are demonstrated in Fig. 6.

Θ .Setup. First, sender S builds a circuit C_Θ based on Fig. 7. Compared with the traditional fair exchange circuit (shown in Fig. 2), C_Θ appends n key shares as private inputs and adds a key recover function (details shown in Sec. 3.5.Recover) to recover the encryption key k . The reason for designing this circuit lies in that, in Θ , we adopt the (t, n) -VSS protocol (shown in Sec.3.5) to divide the encryption key into n key shares. However, the input of traditional circuit (shown in Fig. 2) is the key itself, which cannot prove the correctness of the key shares. Thus we propose a new circuit C_Θ , which can prove the correctness of not only the key but also the key shares without exposing any key-related information. Besides C_Θ , S needs to generate a security parameter 1^λ , and takes C_Θ and 1^λ as inputs of Π .Setup to construct the common reference string (pk, vk) .

Θ .Share. This process is marked Step 1.1 to Step 1.9 in Fig. 6. First, S generates an encryption key k_S and divides it into n shares based on (t, n) -VSS.Share. Then, S hashes k_S and

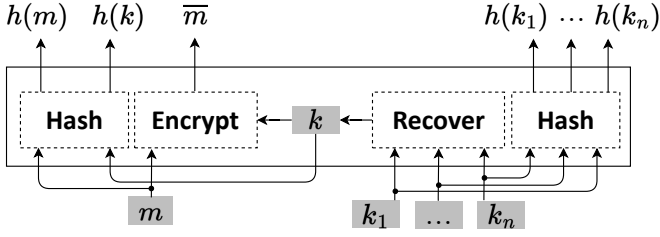


Fig. 7. The logic diagram of the circuit used for the general fair exchange protocol Θ . The parameters with gray background are private ones protected with zk-SNARK.

each individual key share k_{S_i} ($i \in [1, n]$), packages them as well as the number of key shares n and the key threshold t , into transaction $T_{X_{\text{Upload}}}$. Next, S sends $T_{X_{\text{Upload}}}$ to the smart contract ξ . Following the same procedure the receiver R packages $h(k_{R_i})$, n , t , and $h(k_{R_{[1:n]}})$ into its $T_{X_{\text{Upload}}}$ and sends it to ξ .

$$T_{X_{\text{Upload}}} \stackrel{\text{def}}{=} (\text{From} : S/R; \text{To} : \xi; h(k_{S/R}), n, t, h(k_{S/R_{[1:n]}})).$$

When ξ receives $T_{X_{\text{Upload}}}$ from both parties, it would randomly select n miner addresses with a serial number sn , bind each miner address with the hashes of two unique key shares (one from S and one from R), and open these bindings. Then, S and R sign their key shares with sn , and distribute them to the selected miners based on the bindings. After receiving the key shares, each miner verifies their legitimacy based on (t, n) -VSS.Verify. Besides that, each miner recomputes the hashes of the received key shares and compares them with those in ξ to detect possible errors. If a miner detects a fake key share, it would report it to ξ within T_1 . Specifically, the miner packages the detected fake key share as well as the signature of the key share message with sn in $T_{X_{\text{Appeal}}}$, then sends it to ξ . When ξ gets $T_{X_{\text{Appeal}}}$, it verifies the signature of the key share owner with sn , and recalculates the hash of the reported fake key share to check if the data in $T_{X_{\text{Appeal}}}$ is legitimate. If the verification succeeds, ξ terminates the fair exchange protocol. Note that, sn can effectively prevent malicious behaviors of adversaries from destroying the execution of the protocol by providing the previous key share in $T_{X_{\text{Appeal}}}$.

$$T_{X_{\text{Appeal}}} \stackrel{\text{def}}{=} (\text{From} : \mathcal{M}_i; \text{To} : \xi; \text{Sig}_{\text{snd}}, k'_i, sn), i \in [1, n].$$

Θ .Exchange. In this step, S first computes the ciphertext \bar{m}_S of the exchange object m_S based on k_S . This can be done by some common encryption technologies, e.g., Elliptic Curve Cryptography (ECC) [37] and MIMC [38]. Then, S takes pk , k_S and m_S to generate π_S based on the algorithm II.Prove, and sends $(\pi_S, \bar{m}_S, h(m_S), h(k_S))$ to R . Similarly, R sends $(\pi_R, \bar{m}_R, h(m_R), h(k_R))$ to S . After that, S and R use vk and the received data to respectively verify (π_S, π_R) based on the algorithm II.Verify. The above process is marked Step 2.1 and Step 2.3 in Fig. 6.

Θ .Recover. If both parties verify successfully, S and R send requests to the smart contract ξ for key recovery (marked Step 3.1 to Step 3.7 in Fig. 6). When ξ gets the requests from S and R , it broadcasts this event to the selected miners, who then send their stored key shares to ξ via $T_{X_{\text{Recover}}}$.

$$T_{X_{\text{Recover}}} \stackrel{\text{def}}{=} (\text{From} : \mathcal{M}_i; \text{To} : \xi; k_{S_i}, k_{R_i}), i \in [1, n].$$

ξ verifies the legitimacy of each key share by comparing its hash result and checking the address of its sender. When the number of valid key shares is greater than the key threshold t , ξ sends the collected key shares to the requester, who then employs (t, n) -VSS.Recover to recover the key, and further decrypts the message.

4.4 Cross-Channel and Applications

Based on the hierarchical channel and the general fair exchange protocol presented in the previous two subsections, we present Cross-Channel to support various cross-chain services, e.g., currency exchange (CE), fair exchange (FE, i.e., exchange currency with encrypted information), and encrypted information exchange (EIE), in this subsection. We adopt the same notations as before: $(S^\alpha, \mathcal{R}^\alpha, \mathcal{M}^\alpha, \xi^\alpha)$ and $(S^\beta, \mathcal{R}^\beta, \mathcal{M}^\beta, \xi^\beta)$. Assume that S and R negotiate to exchange information $(m_{S_i}, i \in \mathbb{Z}^+)$ in S^α on blockchain α with information $(m_{R_i}, i \in \mathbb{Z}^+)$ in R^β on blockchain β . The whole scheme can be divided into four phases: **Initialize**, **Open**, **Exchange**, and **Close**, which are detailed in the following according to different application scenarios. Note that the first three phases are performed at each single chain while the last phase realizes the cross-chain operations via the cross-chain settlement protocol presented in Sec. 4.2. For better elaboration, we employ $[\text{ALL} \Rightarrow]$ or $[\{\cdot\} \Rightarrow]$ to denote that all or some of the three scenarios (CE, FE, EIE) need to execute the process that follows.

Initialize. $[\text{ALL} \Rightarrow]$ In α and β , each account is initialized with a unique address and a key pair (pk, sk) . $[(\text{FE}, \text{EIE}) \Rightarrow]$ Each digital commodity owner generates a common reference string (pk, vk) based on Θ .Setup (introduced in Sec. 4.3).

Open. $[\text{ALL} \Rightarrow]$ According to the hierarchical interaction protocol Ψ , $(S^\alpha, \mathcal{R}^\alpha)$ and $(S^\beta, \mathcal{R}^\beta)$ respectively send $T_{X_{\text{Open}}}$ messages to call smart contracts ξ^α and ξ^β to build channels Ω_0^α and Ω_0^β , and deposit their initial states, e.g., coins, into the channels. Note that the Level 0 of Cross-Channel includes Ω_0^α and Ω_0^β , and the initial state is recorded as $[S^\alpha \mapsto v_S^\alpha, \mathcal{R}^\alpha \mapsto v_R^\alpha, S^\beta \mapsto v_S^\beta, \mathcal{R}^\beta \mapsto v_R^\beta]_{\Omega_0}$. $[\text{EIE} \Rightarrow]$ S^α and \mathcal{R}^β execute Θ .Share to distribute their key shares.

Exchange. $[\text{CE} \Rightarrow]$ The channel Ω_0 allows two parties to instantaneously send payments between each other. $[(\text{FE}, \text{EIE}) \Rightarrow]$ The sender implements Θ .Exchange to encrypt the exchanged information, generates the zero-knowledge proof, and verifies the proof sent by the receiver. For example, S^α can generate multiple encrypted information \bar{m}_{S_i} based on m_{S_i} and k_S , $i \in \mathbb{Z}^+$, and send them in Ω_0^α to \mathcal{R}^α . Then, S^α generates zero-knowledge proofs π_{S_i} to prove the authenticity of k_S and \bar{m}_{S_i} without exposing k_S and m_{S_i} . Next, it sends π_{S_i} and the public parameters shown in Fig. 7 to \mathcal{R}^α . \mathcal{R}^α can use vk and the received public parameters to verify π_{S_i} . Furthermore, with the consent of both parties in Ω_0 , one party can generate a sub-channel receipt Sr to open a sub-channel and spend the unsettled amount based on the hierarchical interaction protocol Ψ (details shown in Sec. 4.2).

Close. $[\text{ALL} \Rightarrow]$ Based on the hierarchical settlement protocol Φ , all participants in the hierarchical channel are required to upload their final states based on $T_{X_{\text{Upload}}}$ within

T_2 . [(CE) \Rightarrow] S^α generates a preimage pre (a random 256-bits integer) and packages its hash result $h(\text{pre})$ in Tx_{Lock} to ξ^α .

$$\text{Tx}_{\text{Lock}} \stackrel{\text{def}}{=} (\text{From} : S/\mathcal{R}; \text{To} : \xi; h(\text{pre})).$$

ξ^α opens $h(\text{pre})$ and uses $h(\text{pre})$ to lock the state of S^α in the channel Ω_0^α . When \mathcal{R}^α learns $h(\text{pre})$ in the blockchain α , \mathcal{R}^β sends Tx_{Lock} to lock the state of Ω_0^β . We set timers T_3 and T_4 in blockchain α and β , respectively. One needs to provide pre within T_3 and T_4 to update the state of α and β , respectively. For example, S^β provides pre based on $\text{Tx}_{\text{Update}}$ to update the states in blockchain β . Once pre is successfully verified by ξ^β , \mathcal{R}^β can learn pre. Then, \mathcal{R}^α packages pre in $\text{Tx}_{\text{Update}}$ to update the states of α . Note that, according to the HTLC protocol, T_4 should be less than T_3 , which effectively guarantees the atomicity of the interaction process (the related discussion is shown in Sec. 4.5). Moreover, considering the high latency of asynchronous networks, we set a time threshold T_5 . When miners observe that the T_3 times out and no one upload pre in α , they can offer pre within T_5 to get rewards. [(FE) \Rightarrow] Compared with the process in CE, S^α needs to use k_S as pre rather than regenerate a random 256-bit integer.

$$\text{Tx}_{\text{Update}} \stackrel{\text{def}}{=} (\text{From} : S/\mathcal{R}/\mathcal{M}; \text{To} : \xi; \text{pre}).$$

[EIE \Rightarrow] In addition to pre, S^α and \mathcal{R}^β also need to package the hash result of the key that needs to be recovered in $\text{Tx}_{\text{Update-EIE}}$. According to Θ .Recover, S^α and \mathcal{R}^β would get at least t key shares from the smart contract, and they can execute Θ .Recover to get each other's keys fairly ($S^\alpha \leftarrow k_{\mathcal{R}}$, $\mathcal{R}^\alpha \leftarrow k_S$).

$$\text{Tx}_{\text{Update-EIE}} \stackrel{\text{def}}{=} (\text{From} : S/\mathcal{R}/\mathcal{M}; \text{To} : \xi; \text{pre}, h(k)).$$

For convenience, we summarize the logic of the smart contract ξ^α in Fig. 8. Note that the smart contract ξ^β is the same as ξ^α except that the timer T_3 is replaced with T_4 . The entire protocol is outlined in Fig. 9.

4.5 Analysis

In this subsection, we prove that Cross-Channel possesses the properties of fairness and atomicity. Its scalability will be demonstrated through experiments in Sec. 5.2.

Assumption 1. We assume that behaviors of the participants $S, \mathcal{R}, \mathcal{M}$ within each chain follow the security model defined in Sec. 3.1. Consider Byzantine fault-tolerance, we also assume that an N_{node} -node network can tolerate up to ℓ Byzantine nodes and support any reconstruction threshold within $[\ell + 1, N_{\text{node}} - \ell]$ [39], [40], where $N_{\text{node}} = 3\ell + 1$.

Lemma 1. zk-SNARK is a non-interactive zero-knowledge proof technique that satisfies completeness, soundness, and zero knowledge [21].

Lemma 2. Based on zk-SNARK, a sender (e.g., S) can convince a receiver (e.g., \mathcal{R}) that the output ciphertext \bar{m} is encrypted based on m and $k_{[1:n]}$. Besides that, the receiver \mathcal{R} cannot get any knowledge about m and $k_{[1:n]}$ from public information.

Proof. Based on our model defined in Sec. 3.1, S and \mathcal{R} can be arbitrarily malicious. So, a malicious S would provide fake m and $k_{[1:n]}$ to convince an honest \mathcal{R} , and a malicious

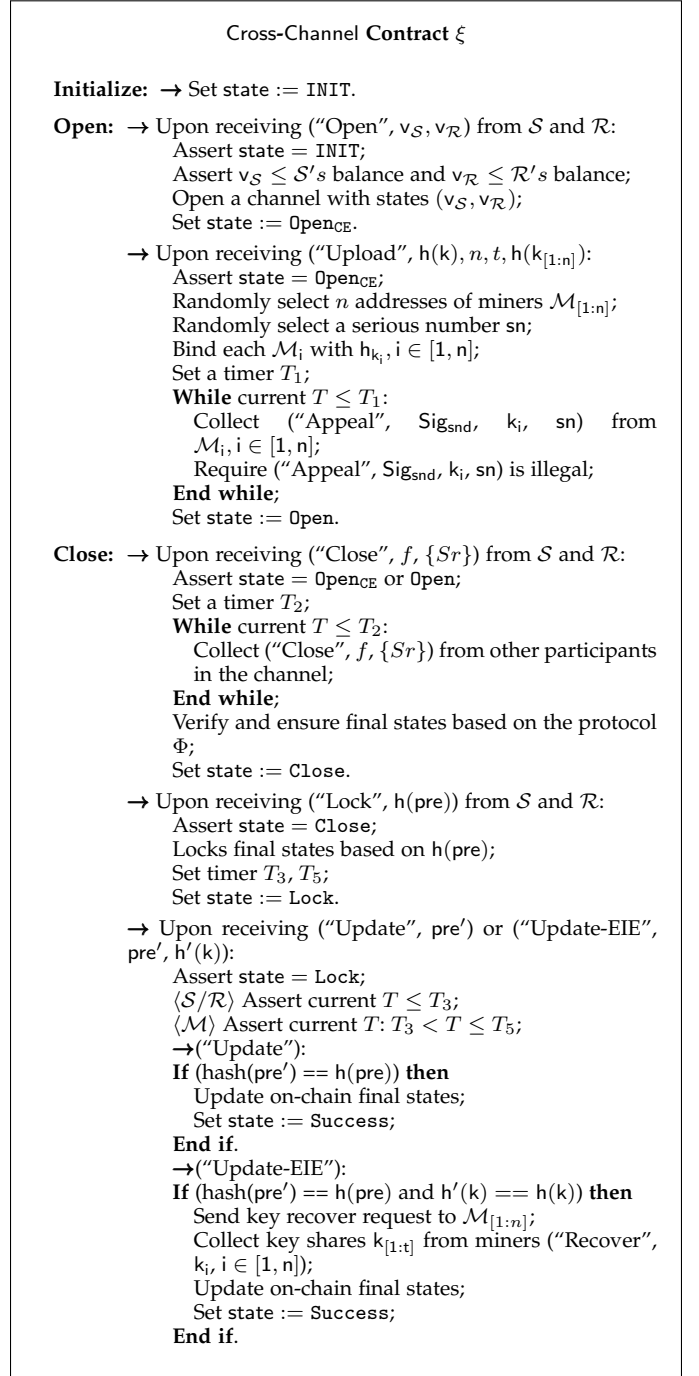


Fig. 8. The Cross-Channel Smart Contract ξ^α . Suppose S and \mathcal{R} are participants in the Level 0. Variables with brace represent a set (e.g., Sr represents a sub-channel receipt, and $\{Sr\}$ is a set of multiple sub-channel receipts).

\mathcal{R} would try to obtain m and $k_{[1:n]}$ from the public information provided by S . In order to prevent the above malicious behaviors, we adopt zk-SNARK (introduced in Sec. 3.2), and design a new circuit (introduced in Fig. 7) for it. Specifically, we take the encrypted information m and key shares $k_{[1:n]}$ as private inputs, and implement the Encrypt, Recover, and Hash algorithms in the circuit. Based on Lemma 1, the completeness of zk-SNARK ensures that an honest S with valid m and $k_{[1:n]}$ can always convince \mathcal{R} . When S is malicious, the soundness of zk-SNARK makes it impossible for S (with probabilistic polynomial-time witness extractor

Cross-Channel Protocol Details	\mathcal{R}^α recovers the key k_S and uses it to decrypt the ciphertext (sent by \mathcal{S}^α) based on Θ . Recover .
<p>The process in the blockchain α ($\mathcal{S}^\alpha, \mathcal{R}^\alpha, \mathcal{M}^\alpha$):</p> <p>Initialize: All get (\tilde{pk}, \tilde{sk}) from blockchain; \mathcal{S}^α generates C_Θ according to Fig. 7. \mathcal{S}^α generates and opens $(pk, vk) = \Pi.Setup(1^\lambda, C_\Theta)$.</p> <p>Open: $\mathcal{S}^\alpha, \mathcal{R}^\alpha$ send v to ξ^α based on T_{xOpen}; \mathcal{S}^α invokes Θ.Share to generate key shares $k_{S[1:n]}$; \mathcal{S}^α computes hash results $h(k_S), h(k_{S[1:n]})$; \mathcal{S}^α sends $(h(k_S), n, t, h(k_{S[1:n]}))$ to ξ^α based on $T_{xUpload}$; → Upon getting the addresses of $\mathcal{M}_{[1:n]}^\alpha$ and sn^α from ξ^α: \mathcal{S}^α signs (k_{S_i}, sn^α) and sends them to \mathcal{M}_i^α; \mathcal{M}_i^α checks k_{S_i} based on (t, n)-VSS.Verify; \mathcal{M}_i^α sends $(Sig_{S_i}, k_{S_i}, sn^\alpha)$ based on $T_{xAppeal}$ (When \mathcal{M}_i^α gets the fake key share). Exchange: → Upon detecting the state of ξ^α becomes $Open_{CE}$ or $Open$: \mathcal{S}^α generates the ciphertext \bar{m}_S based on the plaintext m_S and the key k_S; \mathcal{S}^α generates the proof $\pi_S = \Pi.Prove(pk, m_S, k_{S[1:n]})$; /* Note: \mathcal{S}^α can repeat the above two steps to generate multiple ciphertexts and proofs. */ \mathcal{S}^α send $(\{Tr, \pi_S\})$ to \mathcal{R}^α; \mathcal{R}^α verifies each π_S based on $\Pi.Verify(vk, \pi_S)$; \mathcal{R}^α can generate a Sr to open a sub-channel. Close: Channel participants ($\mathcal{S}^\alpha, \mathcal{R}^\alpha$ and others in sub-channels) fetch related $(\{Tr, Sr\})$ to compute the final state f in each channel; Channel participants send $(\{f, Sr\})$ to ξ^α based on T_{xClose}; \mathcal{S}^α creates a preimage pre and compute its hash digest $h(pre)$; \mathcal{S}^α sends $(h(pre))$ to ξ^α based on T_{xLock}; \mathcal{R}^α learns $h(pre)$ from ξ^α. → Upon \mathcal{R}^β learning pre' from the blockchain β: \mathcal{R}^α sends pre' and $h'(k_S)$ to ξ^α based on $T_{xUpdate-EIE}$. \mathcal{M}^α sends pre' and $h'(k_S)$ to ξ^α based on $T_{xUpdate-EIE}$ (When \mathcal{R}^α does not provides pre' within T_3). → Upon receiving the request for key recovery from ξ^α: \mathcal{M}_i^α sends k_{S_i} to ξ^α based on $T_{xRecover}$. → Upon receiving key shares from ξ^α:</p>	<p>The process in the blockchain β ($\mathcal{S}^\beta, \mathcal{R}^\beta, \mathcal{M}^\beta$):</p> <p>Initialize: All get (\tilde{pk}, \tilde{sk}) from blockchain.</p> <p>Open: $\mathcal{S}^\beta, \mathcal{R}^\beta$ send v to ξ^β based on T_{xOpen}; \mathcal{R}^β invokes Θ.Share to generate key shares $k_{R[1:n]}$; \mathcal{R}^β computes hash results $h(k_R), h(k_{R[1:n]})$; \mathcal{R}^β sends $(h(k_R), n, t, h(k_{R[1:n]}))$ to ξ^β based on $T_{xUpload}$; → Upon getting the addresses of $\mathcal{M}_{[1:n]}^\alpha$ and sn^β from ξ^β: \mathcal{R}^β signs (k_{R_i}, sn^β) and sends them to \mathcal{M}_i^β; \mathcal{M}_i^α checks k_{R_i} based on (t, n)-VSS.Verify; \mathcal{M}_i^β sends $(Sig_{R_i}, k_{R_i}, sn^\beta)$ based on $T_{xAppeal}$ (When \mathcal{M}_i^β gets the fake key share). Exchange: → Upon detecting the state of ξ^β becomes $Open_{CE}$ or $Open$: \mathcal{R}^β generates the ciphertext \bar{m}_R based on the plaintext m_R and the key k_R; \mathcal{R}^β generates the proof $\pi_R = \Pi.Prove(pk, m_R, k_{R[1:n]})$; /* Note: \mathcal{R}^β can repeat the above steps to generate multiple ciphertexts and proofs. */ \mathcal{R}^β send multiple $(\{Tr, \pi_R\})$ to \mathcal{S}^β; \mathcal{S}^β verifies each π_R based on $\Pi.Verify(vk, \pi_R)$; \mathcal{S}^β can generate a Sr to open a sub-channel. Close: Channel participants ($\mathcal{S}^\beta, \mathcal{R}^\beta$ and others in sub-channels) fetch related $(\{Tr, Sr\})$ to compute the final state f in each channel; Channel participants send $(\{f, Sr\})$ to ξ^β based on T_{xClose}; → Upon \mathcal{R}^α learning $h(pre)$ from ξ^α: \mathcal{R}^β sends $(h(pre))$ to ξ^β based on T_{xLock}; → Upon detecting the state of ξ^β becomes $Lock$: \mathcal{S}^β sends pre' and $h'(k_R)$ to ξ^β based on $T_{xUpdate-EIE}$. \mathcal{R}^β learns pre' from ξ^β. → Upon receiving the request for key recovery from ξ^β: \mathcal{M}_i^β sends k_{R_i} to ξ^β based on $T_{xRecover}$. → Upon receiving key shares from ξ^β: \mathcal{S}^β recovers the key k_R and uses it to decrypt the ciphertext (sent by \mathcal{R}^β) based on Θ.Recover.</p>

Fig. 9. An example of the encrypted information exchange (EIE) based on Cross-Channel. Variables with brace represent a set (e.g., Tr represents a transaction receipt, and $\{Tr\}$ is a set of multiple transaction receipts).

\mathcal{E}) to provide fake secrets (i.e., m and $k_{[1:n]}$) to deceive \mathcal{R} (shown in Equation (1)). In other words, \mathcal{R} can determine whether \mathcal{S} provides fake private inputs based on the public parameters, e.g., the common reference string $crs(pk, vk)$, the proof π , and the public inputs.

$$\Pr \left[\begin{array}{l} C(m, k) \neq R_C \\ \text{Verify}(vk, \pi) = 1 \end{array} \middle| \begin{array}{l} \text{Setup}(1^\lambda, C) \rightarrow (crs) \\ \mathcal{S}(pk, vk) \rightarrow (\pi) \\ \mathcal{E}(pk, vk) \rightarrow (m, k_{[1:n]}) \end{array} \right] \leq \text{negl}(\lambda). \quad (1)$$

The zero knowledge of zk-SNARK ensures that for every probabilistic polynomial-time (PPT) malicious \mathcal{R} , the probability that \mathcal{R} can take private inputs from the proof can be ignored. Thus one can conclude that zk-SNARK in our general fair exchange protocol ensures the authenticity and privacy of plaintexts and key shares. \square

Theorem 1 (Fairness). *In the scenario of encrypted information exchange, \mathcal{S} and \mathcal{R} can be guaranteed that if \mathcal{S} gets \mathcal{R} 's secret (i.e., the plaintext), \mathcal{R} would also get \mathcal{S} 's secret, and vice versa.*

Proof. We design the general fair exchange protocol Θ to achieve fairness in Cross-Channel. In the process of Θ .**Exchange** (details in Sec. 4.3), based on Lemma 2, one

can get that the general fair exchange protocol adopts zk-SNARK to help \mathcal{S} and \mathcal{R} achieve the authenticity and privacy of the exchanged information. So, in this step, neither side has access to the other's secrets. In other steps, the general fair exchange protocol adopts (t, n) -VSS. Let's consider the impact of Byzantine fault-tolerance on the fairness of the protocol. Suppose that n nodes have been chosen to receive the key shares and the key threshold is t . There are two possible Byzantine behaviors that can break the protocol. First, when the number of Byzantine nodes receiving the key shares is greater than or equal to t , these nodes can collude to break the fairness and recover the key. Second, when the key threshold t is smaller than the number of honest nodes in the n nodes receiving the key shares, the sender of Θ .**Recover** cannot recover the key when all the Byzantine nodes maliciously refuse to provide their key shares because the number of key shares is less than t . To overcome the first problem, we require that $t > \ell$, and to counter the second one, we set $n \geq t + \ell$, where ℓ is the maximum number of Byzantine nodes in the whole network. These two constraints can accommodate the worst case in which all the ℓ malicious nodes are unluckily selected to receive the key shares. In summary, one can see that by carefully

setting n and t it is impossible for the Byzantine nodes to collect all t key shares even if all Byzantine nodes collude, and thus allow the key to be successfully recovered even if all Byzantine nodes do not follow the protocol to send T_{Recover} . By this way one can guarantee that the general fair exchange protocol can effectively provide fairness for the interaction between two parties. \square

Theorem 2 (Atomicity). *Let objects $x_S \in \mathcal{S}$ and $x_R \in \mathcal{R}$ before a cross-chain exchange. The settlement result after Cross-Channel can only be $(x_S \in \mathcal{S} \wedge x_R \in \mathcal{R}) \vee (x_S \in \mathcal{R} \wedge x_R \in \mathcal{S})$.*

Proof. Before closing the channel, the refusal of settlement by one or both parties would result in $(x_S \in \mathcal{S} \wedge x_R \in \mathcal{R})$, which does not break the atomicity of the protocol. After both parties enter settlement (the **Close** phase in Sec. 4.4), the hierarchical settlement protocol (proposed in Sec.4.2) is adopted during the interaction process. Specifically, \mathcal{S} and \mathcal{R} use the same hash lock $h(\text{pre})$ (pre is known only by \mathcal{S}) to lock the exchanged information, and set a timer (T_3 or T_4) in each blockchain (α or β) to avoid the situation of information being deadlocked. There are two cases we need to consider. *First*, \mathcal{S} uses pre to unlock the information in β . Then, \mathcal{R} learns pre and uses it to unlock the information in α ($x_S \in \mathcal{R} \wedge x_R \in \mathcal{S}$). *Second*, if \mathcal{S} does not provide pre, \mathcal{R} cannot get pre; thus it cannot unlock the information in α . When the timer expires, the smart contract returns the locked information ($x_S \in \mathcal{S} \wedge x_R \in \mathcal{R}$). Note that T_3 in α is longer than T_4 , ensuring that a malicious \mathcal{S} in β cannot provide pre after T_3 in α times-out.

However, in an asynchronous network, each account may not be able to receive or upload information within a certain time due to network latency. This implies that \mathcal{R} may not be able to receive pre and upload it within T_3 after \mathcal{S} provides pre ($x_S \in \mathcal{S} \wedge x_R \in \mathcal{S}$). Therefore Cross-Channel sets a timer T_5 in α to ensure that if \mathcal{R} cannot provide pre within T_3 , any honest miner who receives pre can help \mathcal{R} to upload pre within T_5 ($x_S \in \mathcal{R} \wedge x_R \in \mathcal{S}$). Correspondingly, the honest miner would get rewards from the smart contract. As for the incentive mechanism, our scheme can be compared to a specific application of some blockchains such as the main chain of Ethereum, where miners can get rewards for their work. \square

5 IMPLEMENTATION AND PERFORMANCE EVALUATION

In this section, we present our concrete implementation of Cross-Channel and test its performance.

5.1 Implementation

On-chain deployment: Ethereum and smart contract. The Ethereum Geth² and Solidity³ come from Github. We use Geth to construct a test network for Cross-Channel validation, and implement the smart contract ξ based on Solidity. In order to facilitate the interactions between smart contract and Ethereum, we adopt web3.py⁴ to deploy and call ξ .

2. <https://github.com/ethereum/go-ethereum>

3. <https://github.com/ethereum/solidity>

4. <https://pypi.org/project/web3>

Off-chain deployment: zk-SNARK and (t, n) -VSS. We employ the zk-SNARK algorithm in Github⁵ and (t, n) -VSS scheme in [22]. For the circuit in zk-SNARK (shown in Fig. 7), we adopt MIMC to implement the Encryption and Hash algorithms because MIMC is encryption-friendly and can reduce circuit complexity and computational overhead.

We test the performance of Cross-Channel on a local server and AliCloud. The local server is equipped with an Intel® Xeon(R) Silver 4214R CPU @ 2.40 GHz * 16 and 78.6 GB RAM running 64-bit Ubuntu 20.04.2 LTS. In the experiment on AliCloud, we use 50 ecs.g6.2xlarge instances, with each running Ubuntu 20.04 system Intel Xeon (Cascade Lake) Platinum 8269CY processor and having 8 vCPUs of frequency 2.5/3.2 GHz and 16 GB RAM. We start 4 docker nodes in each instance to form two 100-node blockchains based on the Proof-of-Work (PoW) consensus algorithm, and the number of transactions at each blockchain reaches up to 1,000.

5.2 Performance Evaluation

On-chain performance: smart contract. In this experiment, we build a 2-level channel (including a sub-channel) in a 20-node blockchain to test the basic performance of the smart contract, i.e., the execution time and gas consumption of each function.

As shown in TABLE 1, one can see that the execution time of each function is in the millisecond level, and Upload consumes the most gas (about 345,000). The above results are reasonable because T_{Upload} involves more uploaded data, e.g., multiple signatures and keys (the definition of T_{Upload} is shown in Sec. 4.3). TABLE 2 displays the total smart contract costs in scenarios of N currency exchanges (CE), N fair exchanges (FE), and N encrypted information exchanges (EIE), and compares HTLC and MAD-HTLC (the two most related cross-chain schemes) with our Cross-Channel. Note that HTLC and MAD-HTLC do not support FE and EIE, and take one on-chain exchange for each CE operation, while our Cross-Channel takes only one on-chain exchange for N operations, benefiting from the proposed channel scheme, where N can be arbitrarily large. More specifically, for CE, Cross-Channel consumes about 1,330,000 gas to process N cross-chain exchanges and HTLC (MAD-HTLC) needs to take about $420,000 \times N$ ($750,000 \times N$) gas to process the same volume of operations. For FE, Cross-Channel consumes the same gas as that for currency exchange, while for EIE, Cross-Channel needs to consume more gas (around 2,700,000 gas) due to the adoption of the general fair exchange protocol (introduced in Sec. 4.3) to solve the UE problem.

Next we test the impact of the number of sub-channels on gas consumption and throughput (TPS). Our results indicate that whenever a new sub-channel is added, the gas consumed by the entire protocol is increased by nearly 400,000, because both the number of T_{Close} and the amount of data in T_{Close} , e.g., sub-channel receipts, are increased. The benefits obtained from this gas increase is the increased number of processed transaction receipts. For example, when the number of sub-channels is increased to L , $N \times L$ transaction receipts can be processed, assuming that each

5. <https://github.com/scipr-lab/libsnark>

sub-channel can process N receipts. In fact, given a quantitative resource budget, Cross-Channel can handle more operations, as N and L can be large, compared to HTLC and its variation, implying that the system throughput with Cross-Channel can be significantly enhanced.

TABLE 1
Smart-contract experiments of Cross-Channel

Contract functions	Execution time	Gas/ ETH/ USD*
Open	13.663ms	70,062/ 0.0000701/ 0.0948
Upload	19.102ms	345,146/ 0.000345/ 0.467
Appeal	13.047ms	57,542/ 0.0000575/ 0.0778
Close	18.905ms	149,942/ 0.000150 / 0.203
Recover	10.883ms	28,219/ 0.0000282/ 0.0382
Lock	14.843ms	146,300/ 0.000146 / 0.198
Update	14.062ms	79,121/ 0.0000791/ 0.107
Update-EIE	14.578ms	108,791/ 0.000109/ 0.147

* Gasprice = 1 Gwei, 1 Ether = 10^9 Gwei, and 1 Ether = 1353 USD.

TABLE 2
The comparison with other cross-chain protocols

	Cross-Channel CE & FE	Cross-Channel EIE	HTLC [§] CE	MAD-HTLC [§] CE
Gas	1,330,858	2,701,308	$429,532 \times N$	$758,095 \times N$

[§] The results are calculated based on the data provided in [41].

On-chain performance: transaction delay. We simulate an EIE scenario to test the latency of each transaction. Specifically, we first build a N_{node} -blockchain network on AliCloud, where N_{node} is the number of nodes in the blockchain. Then we let each node opens m channels and each channel has two levels (i.e., including one sub-channel); each channel is open for about 100 seconds in average, during which users are allowed to interact (EIE) within the channel. The transmission rate is set to be roughly 390 MB/s. Based on the above experimental setup, we test the transaction delay by changing N_{node} and m , where N_{node} varies from 10 to 100 and $m \in \{5, 10\}$. Note that the transaction delay refers to the time interval from when a transaction is sent to the blockchain until the corresponding block is confirmed by the miners.

The transaction delays are reported in Fig. 10 (a) (b) (c) (d). One can see that when the number of nodes rises from 10 to 100, the transaction delay increases. The reason for this trend lies in that the more nodes in the network, the longer time the broadcast and consensus of transactions consume. Besides that, the number of channels created in the network would also affect the transaction delay. For example, in a 100-node network, when $m = 5$, which means that 500 channels in total are constructed between nodes, the transaction latency is about 3.0-6.0 seconds (Fig. 10 (a) (b)). When $m = 10$, the latency of various transactions for constructing 1,000 channels grows to about 3.2-7.4 seconds (Fig. 10 (c) (d)). The reason for this trend is that when the number of created channels increases, the number of transactions waiting in the queue increases, thus increasing the transaction delay.

On-chain performance: throughput (TPS) and scalability.

In this experiment, we simulate a dynamic equilibrium state with a fixed number of channels (one-level), and discuss the throughput and scalability in three scenarios, i.e., CE, FE and EIE. The unit for throughput is TPS, which refers to the number of transaction receipts our scheme can process per second. Specifically, the numbers of channels opened and closed are dynamic variables, denoted as v_1 and v_2 , respectively. We set $v_1 = v_2 = 10$ and $m = 5$, ensuring that in a N_{node} -blockchain, the total number of channels remains unchanged ($5 \times N_{node}$), but the number of newly opened channels and that of closed ones are both set to 10, maintaining a dynamic balance. Besides that, we set the transmission rate of a channel to be roughly 390 MB/s and the test time lasts 100 seconds. The transaction receipt is about 130 Bytes in CE (the definition of transaction receipt is described in Sec. 4.2), and around 1.3 KB in FE and EIE (adding encrypted data blocks and information related to zero-knowledge proofs). Based on the above data, one can obtain that a channel can send 3×10^6 transaction receipts per second (Tr/s) in CE, and $3 \times 10^5 Tr/s$ in FE and EIE. Note that, the values of variables v_1, v_2, m do not affect the trend of the experimental results; thus we make them fixed.

Fig. 10 (e) demonstrates that the TPS of Cross-Channel is linear to the network size, showing good scalability. This implies that the more nodes (channels) in the network, the higher the system throughput. In a N_{node} -blockchain, the number of channels in the network is proportional to that of the nodes, and channels can process transaction receipts in parallel; thus the overall transaction processing rate of the system is nearly $\mathcal{O}(N_{node})$, and the time to process the above transaction receipts grows at rate $\mathcal{O}(1)$.

Off-chain performance: zk-SNARK and VSS. In this experiment, we first test the effect of the size of the exchanged encrypted objects on the performance of zk-SNARK. The encrypted object includes multiple data blocks, and each block has 100-bit data. As shown in Fig. 10 (e), one can see that as the number of data blocks goes from 10 to 10,000, the time consumption of II.Setup and that of II.Prove gradually increase. This does not cost extra on-chain resources, because zk-SNARK is run off-chain and is done before running Cross-Channel. Additionally, as shown in Fig. 10 (g), zk-SNARK demonstrates great succinctness. The proof size is kept at 1,019 bits and the running time of II.Verify is at the millisecond level. Of course, one can further combine with other schemes, e.g. ZKCPlus [42], to optimize the performance of zero-knowledge proof based on specific scenarios.

Then, we test the three steps (Share, Verify and Recover) at different thresholds and set (t, n) to be (11, 31), (21, 61), (31, 91), (41, 121), and (51, 151), which can effectively solve the Byzantine fault (details shown in Theorem 1). The time consumption of (t, n) -VSS is illustrated in Fig. 10 (h), and one can get that the time for each step increases steadily as the threshold increases but it remains at the millisecond level.

6 CONCLUSION

In this paper, we propose Cross-Channel, a scalable channel that supports cross-chain services with high throughput.

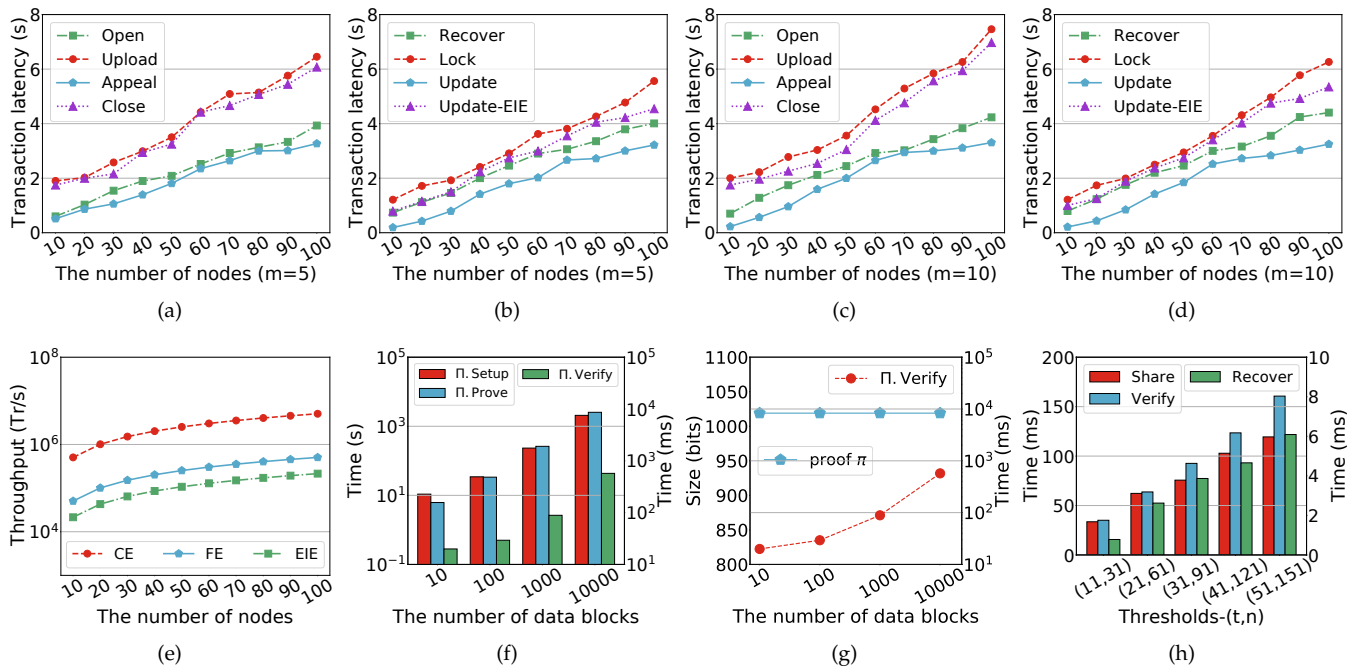


Fig. 10. Transaction delay tests (a) (b) (c) (d), TPS experiments (e), and the performance of zk-SNARK (f) (g) and verifiable secret sharing scheme (h).

Specifically, we design a new hierarchical channel structure and propose a general fair exchange protocol to respectively solve the Unsettled Amount Congestion problem and the Unfair Exchange problem. Additionally, we design a hierarchical settlement protocol based on HTLC and incentive mechanisms, which can help Cross-Channel to ensure the correctness of the settlement and enhance the atomicity of the cross-chain interactions in asynchronous networks. Finally, we implement Cross-Channel in two 100-node blockchains on AliCloud, and conduct a test with up to 1,000 transactions. Compared with the state-of-the-art cross-chain protocols, Cross-Channel adds a small amount of on-chain resource overhead but can bring high throughput. In our future research, we will extend Cross-Channel to support multiparty channels, and consider more general operations such as digital asset transfers.

REFERENCES

- [1] J. Xie, F. R. Yu, T. Huang, R. Xie, J. Liu, and Y. Liu, "A survey on the scalability of blockchain systems," *IEEE Network*, vol. 33, no. 5, pp. 166–173, 2019.
- [2] M. Xu, Z. Zou, Y. Cheng, Q. Hu, D. Yu, and X. Cheng, "Spdl: A blockchain-enabled secure and privacy-preserving decentralized learning system," *IEEE Transactions on Computers*, 2022.
- [3] Y. Chen, H. Chen, Y. Zhang, M. Han, M. Siddula, and Z. Cai, "A survey on blockchain systems: Attacks, defenses, and privacy preservation," *High-Confidence Computing*, vol. 2, no. 2, p. 100048, 2022.
- [4] M. Xu, S. Liu, D. Yu, X. Cheng, S. Guo, and J. Yu, "Cloudchain: a cloud blockchain using shared memory consensus and rdma," *IEEE Transactions on Computers*, 2022.
- [5] Y. Guo, Z. Wan, and X. Cheng, "When blockchain meets smart grids: A comprehensive survey," *High-Confidence Computing*, p. 100059, 2022.
- [6] D. Liu, C. Huang, J. Ni, X. Lin, and X. S. Shen, "Blockchain-cloud transparent data marketing: Consortium management and fairness," *IEEE Transactions on Computers*, 2022.
- [7] R. Belchior, A. Vasconcelos, S. Guerreiro, and M. Correia, "A survey on blockchain interoperability: Past, present, and future trends," *ACM Computing Surveys (CSUR)*, vol. 54, no. 8, pp. 1–41, 2021.
- [8] G. Wood, "Polkadot: Vision for a heterogeneous multi-chain framework," *White Paper*, vol. 21, pp. 2327–4662, 2016.
- [9] J. Poon and T. Dryja, "The bitcoin lightning network: Scalable off-chain instant payments," 2016.
- [10] X. Qi, "S-store: A scalable data store towards permissioned blockchain sharding," in *IEEE INFOCOM 2022-IEEE Conference on Computer Communications*, pp. 1978–1987, IEEE, 2022.
- [11] H. Huang, X. Peng, J. Zhan, S. Zhang, Y. Lin, Z. Zheng, and S. Guo, "Brokerchain: A cross-shard blockchain protocol for account/balance-based state sharding," in *IEEE INFOCOM*, 2022.
- [12] N. Papadis and L. Tassiulas, "Payment channel networks: Single-hop scheduling for throughput maximization," in *IEEE INFOCOM 2022-IEEE Conference on Computer Communications*, pp. 900–909, IEEE, 2022.
- [13] M. Hearn, "Micro-payment channels implementation now in bitcoinj," 2013.
- [14] C. Decker and R. Wattenhofer, "A fast and scalable payment network with bitcoin duplex micropayment channels," in *Symposium on Self-Stabilizing Systems*, pp. 3–18, Springer, 2015.
- [15] S. Dziembowski, S. Faust, and K. Hostáková, "General state channel networks," in *Proceedings of the 2018 ACM SIGSAC Conference on Computer and Communications Security*, pp. 949–966, 2018.
- [16] J. Coleman, L. Horne, and L. Xuanji, "Counterfactual: Generalized state channels," *Accessed: <http://l4.ventures/papers/statechannels.pdf>*, vol. 4, p. 2019, 2018.
- [17] S. Dziembowski, L. Eckey, S. Faust, and D. Malinowski, "Perun: Virtual payment hubs over cryptocurrencies," in *2019 IEEE Symposium on Security and Privacy (SP)*, pp. 106–123, IEEE, 2019.
- [18] S. Dziembowski, L. Eckey, S. Faust, J. Hesse, and K. Hostáková, "Multi-party virtual state channels," in *Annual International Conference on the Theory and Applications of Cryptographic Techniques*, pp. 625–656, Springer, 2019.
- [19] B. Wiki, "Zero knowledge contingent payment," 2018. https://en.bitcoin.it/wiki/Zero_Knowledge_Contingent_Payment.
- [20] S. Dziembowski, L. Eckey, and S. Faust, "Fairswap: How to fairly exchange digital goods," in *Proceedings of the 2018 ACM SIGSAC Conference on Computer and Communications Security*, pp. 967–984, 2018.
- [21] J. Groth, "On the size of pairing-based non-interactive argu-

- ments," in *Annual international conference on the theory and applications of cryptographic techniques*, pp. 305–326, Springer, 2016.
- [22] T. P. Pedersen, "Non-interactive and information-theoretic secure verifiable secret sharing," in *Annual international cryptology conference*, pp. 129–140, Springer, 1991.
- [23] Raiden, "Raiden network," 2019. <https://github.com/raiden-network>.
- [24] S. Nakamoto, "Bitcoin: A peer-to-peer electronic cash system," *Decentralized Business Review*, 10 2008.
- [25] G. Wood *et al.*, "Ethereum: A secure decentralised generalised transaction ledger," *Ethereum project yellow paper*, vol. 151, no. 2014, pp. 1–32, 2014.
- [26] P. Li, T. Miyazaki, and W. Zhou, "Secure balance planning of off-blockchain payment channel networks," in *IEEE INFOCOM 2020-IEEE Conference on Computer Communications*, pp. 1728–1737, IEEE, 2020.
- [27] R. Khalil and A. Gervais, "Revive: Rebalancing off-blockchain payment networks," in *Proceedings of the 2017 ACM SIGSAC Conference on Computer and Communications Security*, pp. 439–453, 2017.
- [28] M. Green and I. Miers, "Bolt: Anonymous payment channels for decentralized currencies," in *Proceedings of the 2017 ACM SIGSAC Conference on Computer and Communications Security*, pp. 473–489, 2017.
- [29] G. Malavolta, P. Moreno-Sanchez, A. Kate, M. Maffei, and S. Ravi, "Concurrency and privacy with payment-channel networks," in *Proceedings of the 2017 ACM SIGSAC Conference on Computer and Communications Security*, pp. 455–471, 2017.
- [30] T. Close and A. Stewart, "Forcemove: an n-party state channel protocol," *Magmo, White Paper*, 2018.
- [31] C. Jeff, "State channel," 2015. <https://www.jeffcoleman.ca/>.
- [32] A. Miller, I. Bentov, S. Bakshi, R. Kumaresan, and P. McCorry, "Sprites and state channels: Payment networks that go faster than lightning," in *International Conference on Financial Cryptography and Data Security*, pp. 508–526, Springer, 2019.
- [33] M. M. Chakravarty, S. Coretti, M. Fitzi, P. Gazi, P. Kant, A. Kiayias, and A. Russell, "Hydra: Fast isomorphic state channels," *Cryptology ePrint Archive*, 2020.
- [34] L. Aumayr, M. Maffei, O. Ersoy, A. Erwig, S. Faust, S. Riahi, K. Hostáková, and P. Moreno-Sanchez, "Bitcoin-compatible virtual channels," in *2021 IEEE Symposium on Security and Privacy (SP)*, pp. 901–918, IEEE, 2021.
- [35] W. Zou, D. Lo, P. S. Kochhar, X.-B. D. Le, X. Xia, Y. Feng, Z. Chen, and B. Xu, "Smart contract development: Challenges and opportunities," *IEEE Transactions on Software Engineering*, vol. 47, no. 10, pp. 2084–2106, 2019.
- [36] Wikipedia, "Script," 2015. <https://en.bitcoin.it/wiki/Script>.
- [37] A. Liu and P. Ning, "Tinyecc: A configurable library for elliptic curve cryptography in wireless sensor networks," in *2008 International Conference on Information Processing in Sensor Networks (ipsn 2008)*, pp. 245–256, IEEE, 2008.
- [38] M. Albrecht, L. Grassi, C. Rechberger, A. Roy, and T. Tiessen, "Mimc: Efficient encryption and cryptographic hashing with minimal multiplicative complexity," in *International Conference on the Theory and Application of Cryptology and Information Security*, pp. 191–219, Springer, 2016.
- [39] S. Das, Z. Xiang, L. Kokoris-Kogias, and L. Ren, "Practical asynchronous high-threshold distributed key generation and distributed polynomial sampling," *Cryptology ePrint Archive*, 2022.
- [40] B. Huang, L. Peng, W. Zhao, and N. Chen, "Workload-based randomization byzantine fault tolerance consensus protocol," *High-Confidence Computing*, vol. 2, no. 3, p. 100070, 2022.
- [41] I. Tsabary, M. Yechieli, A. Manuskin, and I. Eyal, "Mad-htlc: because htlc is crazy-cheap to attack," in *2021 IEEE Symposium on Security and Privacy (SP)*, pp. 1230–1248, IEEE, 2021.
- [42] Y. Li, C. Ye, Y. Hu, I. Morpheus, Y. Guo, C. Zhang, Y. Zhang, Z. Sun, Y. Lu, and H. Wang, "Zkcplus: Optimized fair-exchange protocol supporting practical and flexible data exchange," in *Proceedings of the 2021 ACM SIGSAC Conference on Computer and Communications Security*, pp. 3002–3021, 2021.