

Impurity Knight shift in quantum dot Josephson junctions

Luka Pavešić,^{1,2} Marta Pita-Vidal,³ Arno Bargerbos,³ and Rok Žitko^{1,2}

¹*Jožef Stefan Institute, Jamova 39, SI-1000 Ljubljana, Slovenia*

²*Faculty of Mathematics and Physics, University of Ljubljana, Jadranska 19, SI-1000 Ljubljana, Slovenia*

³*QuTech and Kavli Institute of Nanoscience, Delft University of Technology, 2600 GA Delft, The Netherlands*

(Dated: December 15, 2022)

We study the Zeeman splitting of spinful subgap states in a Josephson junction with an embedded quantum dot. The magnitude of the splitting is renormalized by the exchange interaction between the local moment and the continuum of Bogoliubov quasiparticles in a variant of the Knight shift phenomenon. We show that the leading term in the shift is linear in the hybridisation strength (quadratic in electron hopping), while the subleading term is quadratic in the hybridisation strength (quartic in electron hopping) and depends on the gauge-invariant phase difference across the junction due to spin-polarization-dependent corrections to the Josephson energy of the device. We quantify the phase-dependent part of the Zeeman splitting for experimentally relevant parameters beyond the perturbative regime using numerical renormalization group calculations. We present measurements on a Josephson junction device which show the presence of a phase-dependent contribution to Zeeman splitting that is consistent with the impurity Knight shift. This magnetic-field-tunable coupling between the quantum dot spin and the Josephson current could find wide use in superconducting spintronics.

I. INTRODUCTION

The phenomenon of Knight shift was first observed as a shift of the nuclear magnetic resonance frequencies for atoms in a metal compared with the same atoms in a nonmetallic compound¹. The shifts were found to be proportional to the amplitude of the hyperfine structure splitting and hence to the strength of the nucleus-electron coupling^{1,2}. Knight-shift measurements have since become one of the principal local probe techniques for studying condensed-matter systems³. Among their many applications we find the studies of magnetic impurity effects in metals⁴ and the testing of the Bardeen-Cooper-Schrieffer (BCS) theory of superconductivity⁵⁻⁹.

The Knight shift is due to the nucleus-electron hyperfine interaction², which is essentially an exchange interaction between the nuclear spin and the electron total angular momentum¹⁰. By analogy, a similar shift is expected in any system where a local moment is coupled to itinerant particles by exchange coupling. In quantum impurity models, such as the Kondo model and the single-impurity Anderson model (SIAM) for a magnetic impurity in a metallic bath, the Knight shift manifests as a negative shift of the impurity g -factor proportional to the Kondo exchange coupling J and the host density of states ρ , so that to first order in coupling one has $g_{\text{eff}} = g \left(1 - \frac{1}{2}\rho J\right)$ ^{11,12,13}, where g is the bare impurity g -factor, and ρJ can be expressed in terms of the SIAM parameters as $\rho J = 8\Gamma/\pi U$ with the hybridisation strength Γ and the electron-electron repulsion U ¹⁴.

In this work we investigate how the g -factor is renormalized for an impurity described by the SIAM with a superconducting bath, more specifically for a quantum dot (QD) embedded in a Josephson junction between two superconductors (SCs) with arbitrary gauge-invariant phase difference. We focus on the quantity κ , the renormalization (impurity Knight shift) factor, defined through $g_{\text{eff}} = g(1 - \kappa)$, which is also a measure of the degree of Kondo screening (degree of compensation)¹⁵. The value of κ ranges from 0 for a fully decoupled spin to 1 for a fully compensated spin¹⁵. Two key results are presented. First, to lowest order in electron hopping κ is found to depend linearly on Γ . This result is at variance with that found for the Kondo model with a SC bath, where the dependence is quadratic in the exchange coupling J ¹⁵; we will comment on the origin of this difference in the discussion section. Second, and more importantly, κ depends on the phase difference between the SCs. This effect is caused by the pair-hopping processes, the very same ones that also produce the Josephson supercurrent¹⁶⁻²⁰. To lowest order in electron hopping it appears as a quadratic contribution in Γ . The origin of this contribution to the impurity Knight shift implies that there is a field-tunable coupling between the Josephson current and the impurity spin. We quantify the magnitude of the phase-dependent term for experimentally relevant parameters beyond the perturbative regime using numerical renormalization group (NRG) calculations²¹⁻²⁸. The effect is large and could be used for applications in quantum devices and superconducting spintronics²⁹⁻³⁵. We present measurements on a QD Josephson junction device based on a semiconductor nanowire embedded in a transmon circuit which show the presence of a phase-dependent contribution to Zeeman splitting that is consistent with the impurity Knight shift as predicted by the theory.

II. MODEL

We consider a Josephson junction QD³⁶⁻⁴⁶, i.e., a system composed of three parts: a QD and two SCs, see Fig. 1(a). We split the Hamiltonian as $H = H_0 + H_1$, where H_0 describes the subsystems in isolation, while H_1 describes the coupling between

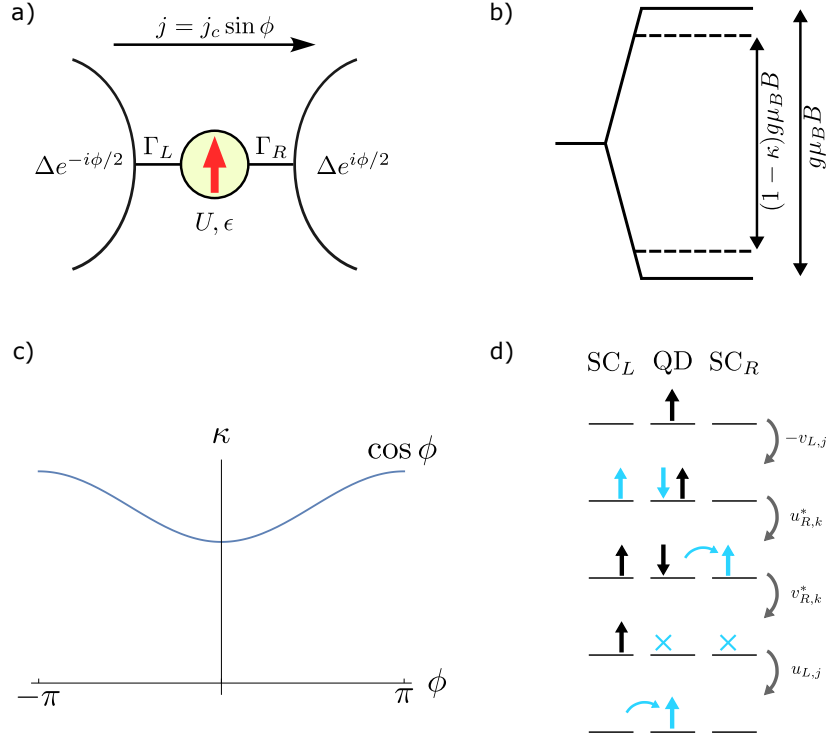


Figure 1. **a)** Schematic representation of the setup: a quantum dot is embedded in the Josephson junction between two superconducting contacts with the gauge-invariant phase difference ϕ . In the presence of external magnetic field B , the quantum dot spin experiences phase-dependent Zeeman splitting, i.e., there is a coupling between the local moment and the supercurrent. **b)** The impurity Knight shift factor κ quantifies the reduction of the magnitude of the Zeeman splitting due to the coupling to the contacts Γ . **c)** For weak and moderate Γ , κ is a harmonic function of ϕ : $\kappa(\phi) = \bar{\kappa} (1 - \frac{\Delta\kappa}{2} \cos \phi)$. **d)** Leading phase-dependent contribution to κ : fourth-order pair transfer process with the amplitude proportional to $e^{i\phi}$ where an electron pair is transferred from left to right superconducting contact. The amplitude for the process is the product of the four superconducting coherence factors indicated next to the grey arrows

them. We write

$$\begin{aligned}
 H_{\text{imp}} &= \epsilon \hat{n} + U \hat{n}_{\uparrow} \hat{n}_{\downarrow} + E_Z \frac{1}{2} (\hat{n}_{\uparrow} - \hat{n}_{\downarrow}) \\
 &= \epsilon_{\uparrow} \hat{n}_{\uparrow} + \epsilon_{\downarrow} \hat{n}_{\downarrow} + U \hat{n}_{\uparrow} \hat{n}_{\downarrow}, \\
 H_{\text{SC}}^{(\beta)} &= \sum_{n,\sigma} \epsilon_{n\sigma} c_{\beta,n\sigma}^{\dagger} c_{\beta,n\sigma} + \sum_n \left(\Delta e^{i\phi_{\beta}} c_{\beta,n\uparrow}^{\dagger} c_{\beta,n\downarrow}^{\dagger} + \text{H.c.} \right), \\
 H_0 &= H_{\text{imp}} + H_{\text{SC}}^{(L)} + H_{\text{SC}}^{(R)}.
 \end{aligned} \tag{1}$$

The electron annihilation operators are denoted by d_{σ} for the QD and $c_{\beta,n\sigma}$ for the SCs. The index $\beta = L, R$ enumerates the two SCs, while $n \uparrow$ and $n \downarrow$ denote the time-reversal-conjugate pairs of states. In H_{imp} , ϵ is the impurity energy level, $\hat{n}_{\sigma} = d_{\sigma}^{\dagger} d_{\sigma}$ are the impurity occupancy operators with $\hat{n} = \hat{n}_{\uparrow} + \hat{n}_{\downarrow}$, and $E_Z = g\mu_B B$ is the (bare) impurity Zeeman energy, where g is the atomic Landé g -factor, μ_B is the Bohr magneton, and B is the external magnetic field. In the alternative form, the spin-dependent levels are $\epsilon_{\uparrow} = \epsilon + g\mu_B B/2$ and $\epsilon_{\downarrow} = \epsilon - g\mu_B B/2$. We will mainly focus on the case of a half-filled QD with $\epsilon = -U/2$. In $H_{\text{SC}}^{(\beta)}$, the energy levels in SCs are $\epsilon_{n,\uparrow} = \epsilon_n + g_S \mu_B B_S/2$ and $\epsilon_{n,\downarrow} = \epsilon_n - g_S \mu_B B_S/2$, where g_S is the atomic Landé g -factor of the SC material, and B_S is the field inside the SC. In the following, we set $B_S = 0$, i.e., we assume that the magnetic field does not penetrate in the SCs due to the Meissner effect. This is a good approximation for large SC contacts; in Sec. VID we briefly discuss the field effects in ultrasmall SC islands^{47,48} and thin SC layers with in-plane magnetic field⁴⁹. The magnitude of the order parameter Δ is taken equal in both SCs, while the phases are $\phi_L = \phi/2$ and $\phi_R = -\phi/2$, with ϕ the gauge-invariant phase difference across the junction. The normal-state density of states is assumed constant and the band extends from $-D$ to D , so that $\rho = \frac{1}{2D}$. The chemical potential is set to $\mu = 0$. In other words, the occupied states extend from $-D$ to 0 , the empty states from 0 to D .

The coupling of the impurity to the SCs is through single-electron hopping:

$$H_1 = \sum_{\beta=L,R} \frac{V_\beta}{\sqrt{N}} \sum_{n\sigma} d_\sigma^\dagger c_{\beta,n\sigma} + \text{H.c.} \quad (2)$$

Here n ranges over all N levels in each SC. The hybridisation strength can be expressed as a constant,

$$\Gamma_\beta = \pi\rho V_\beta^2. \quad (3)$$

The coupling is assumed to be symmetric, $V_L = V_R \equiv V$, without loss of generality⁵⁰.

The spectrum of this model has a number of discrete levels below the continuum of excitations. These discrete (subgap) states are known as Yu-Shiba-Rusinov states (in the $U \gg \Delta$ regime)⁵¹⁻⁵³ and as proximity-induced states (or Andreev bound states) (in the $U \ll \Delta$ regime)⁵⁴, with a sharp transition between the two at $U = 2\Delta$ in the $\Gamma \rightarrow 0$ limit⁵⁵ and generally a smooth crossover between the two regimes for non-zero Γ . In this work we focus on the spin-doublet Yu-Shiba-Rusinov states (for large U) or odd-parity Andreev states with a single trapped quasiparticle (for small U), without being concerned with the question whether these levels are the ground or the excited state of the system; we may, for example, assume that the parity life-time is long enough for the experiment under discussion^{46,56}.

It is convenient to rewrite the Hamiltonian in terms of Bogoliubov quasiparticle operators $b_{\beta,n\sigma}$. The Bogoliubov quasiparticle states are excitations above the BCS ground state defined through

$$\begin{aligned} c_{\beta,n\uparrow} &= u_n^* b_{\beta,n\uparrow} + v_n b_{\beta,n\downarrow}^\dagger, \\ c_{\beta,n\downarrow}^\dagger &= u_n b_{\beta,n\downarrow}^\dagger - v_n^* b_{\beta,n\uparrow}, \end{aligned} \quad (4)$$

and

$$\begin{aligned} c_{\beta,n\downarrow} &= u_n^* b_{\beta,n\downarrow} - v_n b_{\beta,n\uparrow}^\dagger, \\ c_{\beta,n\uparrow}^\dagger &= u_n b_{\beta,n\uparrow}^\dagger + v_n^* b_{\beta,n\downarrow}. \end{aligned} \quad (5)$$

u_n is the amplitude of the particle-like component of the quasiparticle, v_n that of the hole-like component. We use the following phase convention for these coherence factors:

$$u_n = \sqrt{\frac{1}{2} \left(1 + \frac{\epsilon_n}{\xi_n} \right)}, \quad v_n = e^{i\phi_\beta} \sqrt{\frac{1}{2} \left(1 - \frac{\epsilon_n}{\xi_n} \right)}, \quad (6)$$

where the quasiparticle energies are $\xi_n = \sqrt{\epsilon_n^2 + \Delta^2}$. In this language, the SC Hamiltonians are

$$H_{SC}^{(\beta)} = \sum_{n\sigma} \xi_n b_{\beta,n\sigma}^\dagger b_{\beta,n\sigma}. \quad (7)$$

The index n runs over all N levels in each bath, for ϵ_n of either sign. We have dropped the constant terms since only the excitation energies are important for what follows.

The tunneling part can be rewritten as

$$\begin{aligned} H_1/(V/\sqrt{N}) &= \sum_\beta \sum_n \left[d_\uparrow^\dagger \left(u_n^* b_{n\uparrow} + v_n b_{n\downarrow}^\dagger \right) + d_\downarrow^\dagger \left(u_n^* b_{n\downarrow} - v_n b_{n\uparrow}^\dagger \right) \right. \\ &\quad \left. + \left(u_n b_{n\uparrow}^\dagger + v_n^* b_{n\downarrow} \right) d_\uparrow + \left(u_n b_{n\downarrow}^\dagger - v_n^* b_{n\uparrow} \right) d_\downarrow \right]. \end{aligned} \quad (8)$$

The hopping processes do not conserve the number of particles, only its parity. An electron hopping from the impurity level to the bath can either become a quasiparticle, or annihilate one. The latter process can be understood as the recombination of an existing Bogoliubov quasiparticle and the hopping electron of the opposite spin into a Cooper pair.

III. PROBLEM FORMULATION

In the presence of the magnetic field the lowest-lying doublet splits by $E_\uparrow - E_\downarrow$ and we define the effective impurity g -factor as

$$g_{\text{eff}} = \frac{E_\uparrow - E_\downarrow}{\mu_B B}. \quad (9)$$

Here E_σ designate the energies of the eigenstates of the total spin operator with $S_z = \sigma$. For a free impurity, $g_{\text{eff}} = g$. The renormalization factor κ is a measure of the negative deviation of g_{eff} from g :

$$\kappa = \frac{g - g_{\text{eff}}}{g}. \quad (10)$$

We thus need to compute the correction ΔE_σ to the eigenenergies E_σ due to the impurity-bath coupling H_1 and take their difference scaled by $E_Z = g\mu_B B$:

$$\kappa = \frac{\Delta E_\downarrow - \Delta E_\uparrow}{E_Z}. \quad (11)$$

The goal of this work is to calculate this quantity perturbatively and to verify these results (and extend them to higher values of Γ) with a numerical solution using the NRG.

In SIAM, there are two microscopic mechanisms which renormalize the Zeeman splitting, spin and charge fluctuations. The spin fluctuations increase the admixture of a wavefunction component where the impurity forms a singlet with a quasiparticle, with equal contributions of $S_{z,\text{imp}} = +1/2$ and $S_{z,\text{imp}} = -1/2$. The charge-fluctuation mechanism means that in the spin-doublet state there are components of the wavefunction with configurations where the impurity is unoccupied or doubly occupied, hence $S_{z,\text{imp}} = 0$. Both mechanisms reduce g , their relative importance depends on the value of the U/Δ ratio.

The quantity κ is also proportional to the scalar product between the impurity and bath spin, i.e., it represents the degree of Kondo screening by the particles in the bath¹⁵. It can furthermore be related to the expectation value of the impurity spin operator $\hat{S}_{z,\text{imp}}$ ¹⁵:

$$\kappa = 1 - 2\langle\psi|\hat{S}_{z,\text{imp}}|\psi\rangle = 1 - 2\text{Tr}[\hat{\rho}_{\text{imp}}\hat{S}_{z,\text{imp}}], \quad (12)$$

where $\hat{\rho}_{\text{imp}} = \text{Tr}_{\text{bath}}[\hat{\rho}]$ is the impurity density matrix obtained by tracing out the SC bath degrees of freedom. The definitions in Eq. (11) and (12) are fully equivalent and both may be used in numerical calculations using the NRG; see also Sec. V for technical details.

The operator $\hat{S}_{z,\text{imp}}$ is diagonal in the impurity basis $i \in \{\uparrow, \downarrow, 0, 2\}$, thus

$$\kappa = 1 - P_\uparrow + P_\downarrow, \quad (13)$$

where P_i are the expectation values of the projection operators $\hat{P}_i = |i\rangle\langle i|$ in the total spin-up doublet ground state of the problem. Note that there is a sum rule $\sum_i P_i = 1$. The spin fluctuations are accounted for through non-zero P_\downarrow (at the expense of P_\uparrow), and the charge fluctuations through the reduction of $P_\uparrow + P_\downarrow$ due to non-zero P_0 and P_2 , following the sum rule. In Sec. V we will use this observation to disentangle the various contributions to the impurity Knight shift.

IV. PERTURBATIVE CALCULATION

In the following, we treat the hopping H_1 as a perturbation to H_0 . We use the Rayleigh-Schrödinger perturbation theory (PT)⁵⁷ to compute the corrections to second and fourth order in H_1 (odd-order contributions are all zero)³⁷ using the projector operator approach using a symbolic algebra system^{58,59}. The n -th order correction to κ is defined as

$$\kappa^{(n)} = \frac{\Delta E_\downarrow^{(n)} - \Delta E_\uparrow^{(n)}}{E_Z}. \quad (14)$$

The expressions for some terms are lengthy and are not reproduced in this manuscript. Instead, a Mathematica notebook with the symbolic calculations is made available on a public repository⁶⁰.

A. Zeroth order

The ground state of H_0 is the Zeeman-split pair

$$\begin{aligned} \psi_\uparrow &= |\uparrow\rangle \otimes |\text{BCS}\rangle = d_\uparrow^\dagger |0\rangle \otimes |\text{BCS}\rangle, \\ \psi_\downarrow &= |\downarrow\rangle \otimes |\text{BCS}\rangle = d_\downarrow^\dagger |0\rangle \otimes |\text{BCS}\rangle, \end{aligned} \quad (15)$$

with energies $E_\uparrow = \epsilon + E_Z/2 = \epsilon_\uparrow$ and $E_\downarrow = \epsilon - E_Z/2 = \epsilon_\downarrow$. Here $|0\rangle$ is the empty state of the QD, $|\sigma\rangle = d_\sigma^\dagger |0\rangle$ are the singly occupied states; $|\text{BCS}\rangle$ is the ground state of both superconductors in isolation (i.e., a product state of two BCS states, one for each superconductor) which is annihilated by all Bogoliubov quasiparticle operators b : $b_{\beta,n\sigma}|\text{BCS}\rangle \equiv 0$.

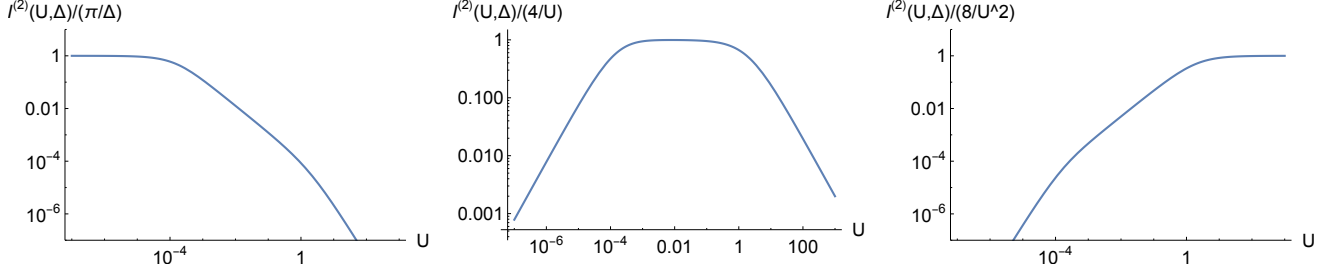


Figure 2. U -dependence of $I^{(2)}(U, \Delta)$ normalized by the analytical expressions for the three distinct parameter regimes (non-interacting limit, cross-over, narrow-band limit) defined by the value of the charge repulsion U relative to the gap Δ and the bandwidth D . Here $\Delta = 10^{-4}$ and $D = 1$.

B. Second order

In the second-order PT, the energy shifts are

$$\Delta E_{\sigma}^{(2)} = - \sum_k \frac{|V_{k\sigma}|^2}{\mathcal{E}_{k\sigma}}, \quad (16)$$

with k running over all intermediate states. The electron hopping matrix elements are defined as $V_{ij} = \langle i|H_1|j\rangle$, while $\mathcal{E}_{k\sigma} = E_k - E_{\sigma}$ is the energy of the intermediate state k with respect to the energy of the initial state ψ_{σ} .

Only two types of processes are possible in the second-order PT. Either a Cooper pair splits and one electron tunnels into the impurity level, or the impurity electron tunnels into the bath where it materializes as a Bogoliubov quasiparticle. The intermediate states, their energies and matrix elements are:

$$\psi_{\beta, n\sigma}^A = |2\rangle \otimes b_{n\sigma}^{\dagger} |\text{BCS}\rangle, \quad E_{A, n\sigma} = \epsilon_{\bar{\sigma}} + U + \xi_n, \quad m_{A, n\sigma} = v_n, \quad (17)$$

$$\psi_{\beta, n\sigma}^B = |0\rangle \otimes b_{n\sigma}^{\dagger} |\text{BCS}\rangle, \quad E_{B, n\sigma} = -\epsilon_{\sigma} + \xi_n, \quad m_{B, n\sigma} = u_n. \quad (18)$$

The sign convention for the doubly occupied state is $|2\rangle = d_{\downarrow}^{\dagger} d_{\uparrow}^{\dagger} |0\rangle$. $\bar{\sigma}$ denotes the spin opposite to σ . The energy shift is found to be

$$\Delta E_{\sigma}^{(2)} = - \sum_{\beta} \left[\frac{V_{\beta}^2}{N} \sum_n \frac{|v_n|^2}{E_{A, n\sigma}} + \frac{V_{\beta}^2}{N} \sum_n \frac{|u_n|^2}{E_{B, n\sigma}} \right]. \quad (19)$$

Each SC contributes independently and additively. We also note that in the second-order PT the phase factors (contained in v_n) play no role, because the result only contains the absolute values of matrix elements.

At the impurity particle-hole symmetric point, $\epsilon = -U/2$, we have $E_{A, n\sigma} = E_{B, n\sigma} \equiv E_{n\sigma}$ with $E_{n\uparrow} = U/2 - E_Z/2 + \xi_n$ and $E_{n\downarrow} = U/2 + E_Z/2 + \xi_n$. Thus

$$\kappa^{(2)} = \frac{\Delta E_{\downarrow}^{(2)} - \Delta E_{\uparrow}^{(2)}}{E_Z} = - \sum_{\beta} \frac{V_{\beta}^2}{E_Z N} \sum_n (|v_n|^2 + |u_n|^2) \left(\frac{1}{E_{n\downarrow}} - \frac{1}{E_{n\uparrow}} \right) = \sum_{\beta} \frac{V_{\beta}^2}{E_Z N} \sum_n \left(\frac{1}{E_{n\uparrow}} - \frac{1}{E_{n\downarrow}} \right). \quad (20)$$

The sum runs over all quasiparticle levels n and can be converted to an integration over the kinetic energies ϵ . The prescription is the same as for a metal, because the distribution of levels is assumed constant:

$$\frac{1}{N} \sum_n \rightarrow \rho \int d\epsilon. \quad (21)$$

The difference $E_{n\uparrow}^{-1} - E_{n\downarrow}^{-1}$ can be expressed as

$$E_{n\uparrow}^{-1} - E_{n\downarrow}^{-1} = \frac{E_Z}{-E_Z^2/4 + (U/2 + \sqrt{\Delta^2 + \epsilon})^2}. \quad (22)$$

The E_Z^2 contribution in the denominator is always negligible and may be dropped. Thus

$$\kappa^{(2)} = \sum_{\beta} \rho V_{\beta}^2 I^{(2)}(U, \Delta) = \frac{1}{\pi} \sum_{\beta} \Gamma_{\beta} I^{(2)}(U, \Delta) \quad \text{with} \quad I^{(2)}(U, \Delta) = \int_{-D}^D \frac{1}{(U/2 + \sqrt{\Delta^2 + \epsilon^2})^2} d\epsilon. \quad (23)$$

The renormalization factor $\kappa^{(2)}$ is thus proportional to the total hybridisation strength,

$$\Gamma = \Gamma_L + \Gamma_R. \quad (24)$$

The asymptotic cases can be expressed in compact form. If $U \ll \Delta$, i.e., in the non-interacting limit,

$$I^{(2)}(0, \Delta) = \int_{-D}^D \frac{1}{\Delta^2 + \epsilon^2} d\epsilon = \frac{2}{\Delta} \arctan(D/\Delta). \quad (25)$$

In the infinite bandwidth limit, $D \gg \Delta$, this yields

$$\kappa^{(2)} = \sum_{\beta} \rho V_{\beta}^2 \frac{\pi}{\Delta} = \sum_{\beta} \frac{\Gamma_{\beta}}{\Delta} = \sum_{\beta} \frac{\pi}{8} \rho J_{\beta} \frac{U}{\Delta}, \quad (26)$$

where the Kondo coupling constant J_{β} for the SC β is defined through $\rho J_{\beta} = 8\Gamma_{\beta}/\pi U$.

If $U \gg \Delta, D$,

$$I^{(2)}(U, 0) = \int_{-D}^D \frac{1}{(U/2)^2} d\epsilon = \frac{8D}{U^2} \quad (27)$$

so that

$$\kappa^{(2)} = \sum_{\beta} \frac{8}{\pi} \frac{D\Gamma_{\beta}}{U^2} = \sum_{\beta} \rho J_{\beta} \frac{D}{U}. \quad (28)$$

There is an intermediate regime, $\Delta \ll U$, where

$$I^{(2)}(U, 0) = \int_{-D}^D \frac{1}{(U/2 + \epsilon)^2} d\epsilon = \frac{4D}{U(U/2 + D)}. \quad (29)$$

If furthermore $U \ll D$, i.e. in the wide-band limit, we recover the result for the normal-state case:

$$\kappa^{(2)} = \sum_{\beta} V_{\beta}^2 \rho \frac{4}{U} = \sum_{\beta} \frac{1}{2} \frac{8}{\pi} \frac{\Gamma_{\beta}}{U} = \sum_{\beta} \frac{1}{2} \rho J_{\beta}. \quad (30)$$

Thus for $\Delta \ll D$, which is always the case in real systems, there are three well-separated regimes depending on the value of the electron-electron repulsion U , 1) the non-interacting limit for $U \ll \Delta$ with $\kappa \propto \Gamma/\Delta$, 2) the cross-over regime for $\Delta \ll U \ll D$ with $\kappa \propto \Gamma/U$, 3) narrow-band limit for $D \ll U$ with $\kappa \propto \Gamma/U^2$. The different regimes can be clearly seen in the U -dependence of $I^{(2)}(U, \Delta)$ shown in Fig. 2. In each plot the vertical axis is rescaled so that a plateau at the value 1 is observed in the corresponding regime. The first regime is typical of weakly interacting junctions^{61–68}, the second one of strongly interacting ones^{46,69,70}; the third is mostly of academic interest, but would be relevant for flat-band superconductors.

C. Fourth order

The fourth-order correction has two contributions. The first is

$$\Delta E_{\sigma}^{(4a)} = - \sum_{j,i,k;i \neq \sigma} \frac{V_{\sigma j} V_{j i} V_{i k} V_{k \sigma}}{\mathcal{E}_{j \sigma} \mathcal{E}_{i \sigma} \mathcal{E}_{k \sigma}}, \quad (31)$$

where i, j, k denote the intermediate states. This is a sum of contributions of all hopping processes which start and end in the initial state ψ_{σ} after four electron hopping events, without passing through the initial state ψ_{σ} in between (this restriction is only relevant for the sum over i). The second contribution is

$$\Delta E_{\sigma}^{(4b)} = \sum_k \frac{|V_{k \sigma}|^2}{\mathcal{E}_{k \sigma}} \times \sum_k \frac{|V_{k \sigma}|^2}{\mathcal{E}_{k \sigma}^2}. \quad (32)$$

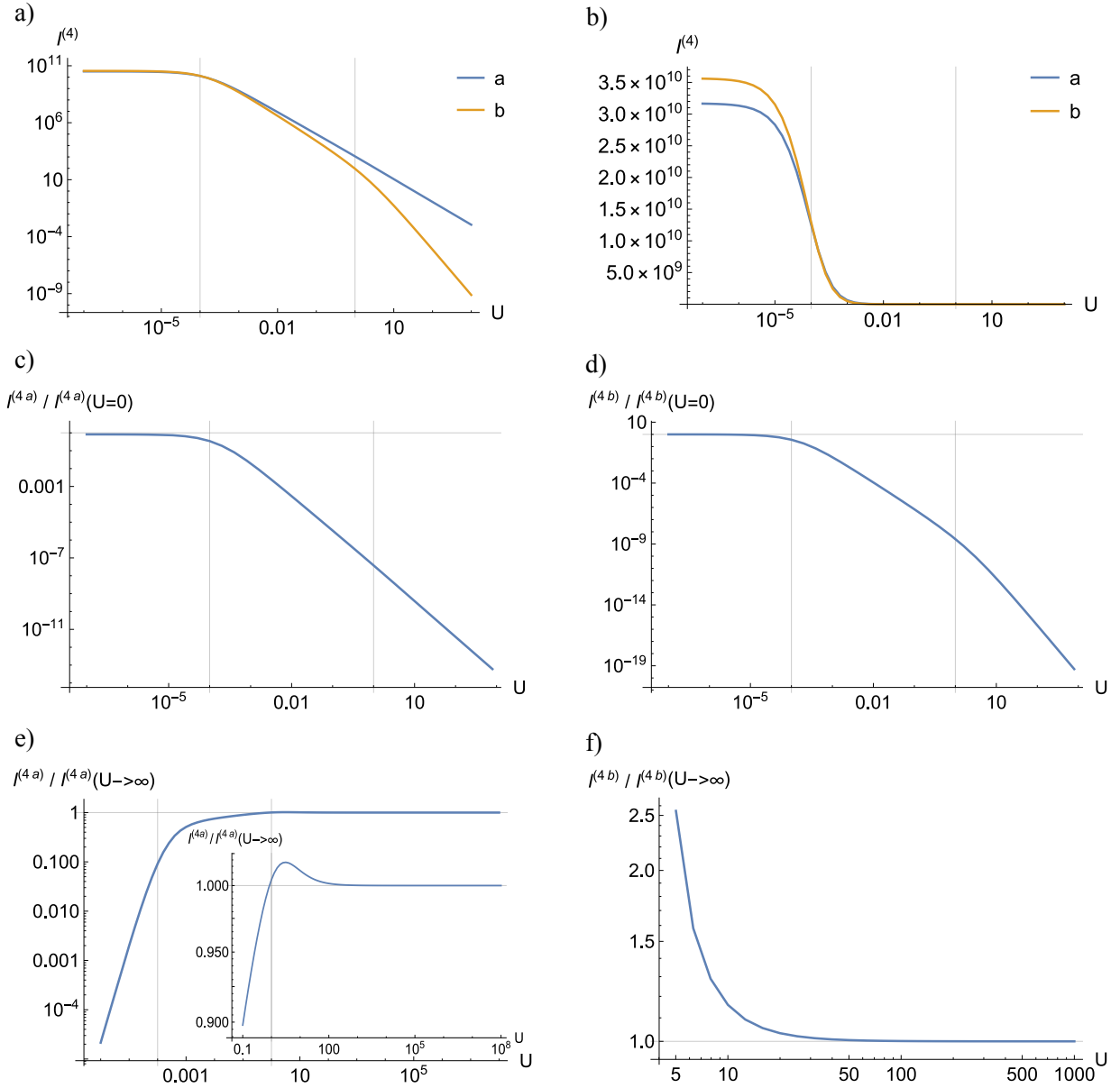


Figure 3. **a), b)** U -dependence of $I^{(4a)}(U, \Delta)$ and $I^{(4b)}(U, \Delta)$ on log-log (**a**) and log-linear (**b**) scales. **c-f)** U -dependence of $I^{(4a)}(U, \Delta)$ (top) and $I^{(4b)}(U, \Delta)$ normalized by the limiting expressions at $U = 0$ (**c, d**) and $U \rightarrow \infty$ (**e, f**). Vertical grey lines are positioned at $U = \Delta$ and $U = D$ and the horizontal grey line at 1. The inset in **e** shows the large- U result on a linear vertical scale which reveals some fine details. Here $\Delta = 10^{-4}$, $D = 1$, and $\phi = 0$.

The expression (31) simplifies to a double sum which can be transformed into a double integral by the same rule as in the previous section. Likewise, Eq. (32) is a product of two energy integrals. We define

$$\kappa^{(4)} = V^4 \rho^2 \left[I^{(4a)}(U, \Delta) + I^{(4b)}(U, \Delta) \right]. \quad (33)$$

In general, the integrals have to be performed numerically with the exception of some limits.

While $I^{(4a)}$ encompasses true fourth-order processes, $I^{(4b)}$ is obtained as a product of two second-order PT terms, thus only $I^{(4a)}$ depends on the phase difference ϕ . Both contributions are plotted in Fig. 3. They are of the same order of magnitude for $U \lesssim \Delta$. For larger U , the $I^{(4b)}$ term decreases faster, so that the coherent fourth-order processes dominate for $U \gg \Delta, D$.

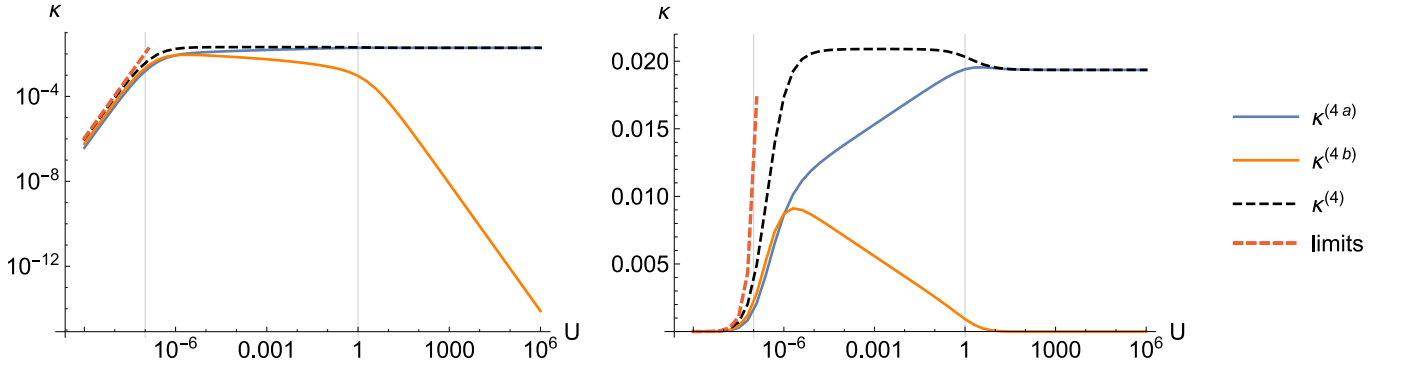


Figure 4. U -dependence of $\kappa^{(4)}$ at fixed Γ/U on log-log and log-linear scales. Red dashed lines are the asymptotic analytic expressions for large and small U . Here we choose a very small $\Delta = 10^{-8}$ to better separate the energy scales and reveal the logarithmic behaviour in the $\Delta < U < D$ range. Other parameters are $\Gamma/U = 0.1$, $D = 1$, and $\phi = 0$.

1. Limits of weak and strong interaction

In the limits of $U = 0$ and $U \rightarrow \infty$, it is possible to derive closed-form expressions for $I^{(4a)}$ and $I^{(4b)}$. For $U = 0$, we obtain (setting $D \equiv 1$ in this section to improve readability)

$$I^{(4a)}(U = 0, \Delta) = \frac{8}{\Delta^2} \left(\frac{4 \operatorname{arccoth} \sqrt{1 + \Delta^2}}{\sqrt{1 + \Delta^2}} - \frac{\operatorname{arccot} \Delta (\Delta + (1 + \Delta^2) \operatorname{arccot} \Delta) (1 + \cos \phi)}{1 + \Delta^2} \right), \quad (34)$$

$$I^{(4b)}(U = 0, \Delta) = \frac{16}{\Delta^2} \left(\frac{2 \operatorname{arccoth} \sqrt{1 + \Delta^2}}{\sqrt{1 + \Delta^2}} + \operatorname{arccot} \Delta \left(\arctan \left(\frac{1 - \sqrt{1 + \Delta^2}}{\Delta} \right) + \arctan \left(\frac{1 + \sqrt{1 + \Delta^2}}{\Delta} \right) \right) \right) \quad (35)$$

and for $U \rightarrow \infty$:

$$I^{(4a)}(U \rightarrow \infty, \Delta) = \frac{32}{U^2} \left[(3 + \cos \phi) \left(1 - \Delta^2 \log \left(1 + \frac{1}{\Delta^2} \right) \right) + 2 \log \left(\frac{\Delta^2}{1 + \Delta^2} \right) \right], \quad (36)$$

$$I^{(4b)}(U \rightarrow \infty, \Delta) = \frac{768}{U^4} + \mathcal{O}(1/U^5). \quad (37)$$

Expanding the large- U expression for small Δ gives

$$I^{(4a)}(U \rightarrow \infty, \Delta \rightarrow 0) = \frac{32}{U^2} (3 + \cos \phi + 4 \log \Delta) + \mathcal{O}(\Delta^2), \quad (38)$$

while $I^{(4b)}(U \rightarrow \infty, \Delta \rightarrow 0)$ is negligibly small.

2. U -dependence

The fourth-order processes involve intermediate states where the QD level is empty or doubly occupied and a quasiparticle with energy $\xi = \sqrt{\Delta^2 + \epsilon^2}$ exists in the SCs. For small U there is no impurity charge-repulsion penalty and the quasiparticle energy is the main contribution to the intermediate state energies. Physically, the impurity electron predominantly interacts with the quasiparticles at the bottom of the continuum, $\xi = \Delta$, explaining the $1/\Delta^2$ prefactor in the result for $U = 0$. In the opposite limit of large U , such that $U \gg D, \Delta$, the energy cost ξ of the quasiparticle plays little role and the energy of the intermediate states is dominated by U . A $1/U^2$ dependence is thus expected in the large- U limit of $I^{(4a)}$. $I^{(4b)}$ being a product of two second-order processes, it is much smaller for large U : $I^{(4b)} \propto 1/U^4$ (recall that $I^{(2)}(U \rightarrow \infty, \Delta) \propto 1/U^2$ in the large- U limit). Fig. 3c-f) shows the U -dependence of $I^{(4a)}$ and $I^{(4b)}$ obtained by numerical integration, normalized by the expressions for the small- U and large- U limits. We observe the expected asymptotics in both limits.

For a different perspective, in Fig. 4 we show the U -dependence of $\kappa^{(4)}$ at constant Γ/U . This is equivalent to multiplying $I^{(4)}$ by a quantity proportional to U^2 . The plateau at small U is thus transformed into a U^2 increase of $\kappa^{(4)}$, while the $1/U^2$

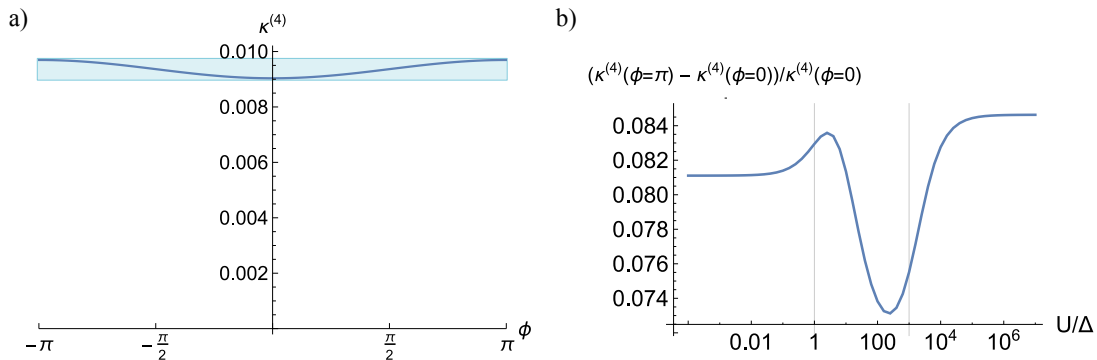


Figure 5. **a)** $\kappa^{(4)}$ dependence on ϕ . Here $U = 0.1$, $\Gamma/U = 0.01$, $\Delta = 10^{-3}$. **b)** Normalized difference between $\kappa^{(4)}$ at $\phi = \pi$ and at $\phi = 0$. Vertical grey lines at $U = \Delta$ and $U = D$. $\Delta = 10^{-3}D$.

dependence at large U appears as a plateau. The $\kappa^{(4a)}$ and $\kappa^{(4b)}$ contributions begin to drift apart in the intermediate regime $\Delta < U < D$. $I^{(4b)}$ transforms from a constant to a $1/U^4$ dependence, which is expressed when multiplied by U^2 in $\kappa^{(4b)}$ as a skewed peak with symmetric tails. Meanwhile, a logarithmic correction, obscured in $I^{(4a)}$ by the overall $1/U^2$ trend, is here clearly seen when plotting $\kappa^{(4)}$ on the log-linear scale, as in the second panel of Fig. 4. Here only quasiparticles with energies ξ in the interval from Δ up to the scale of U contribute significantly. This is reflected in $\kappa^{(4)}$ as a $\int_{\Delta}^U \frac{d\xi}{\xi}$ contribution, leading to logarithmic corrections in U and Δ . Interestingly, the two contributions sum up to give a constant plateau in $\kappa^{(4)}$, which is larger than in the $U \gg \Delta, D$ limit.

3. Phase dependence

We now consider the dependence of $\kappa^{(4)}$ on the SC phase difference. For the phase difference to play a role, the process amplitude has to contain a factor such as $v_{L,i}v_{R,j}^* = e^{i\phi}|v_{L,i}| \cdot |v_{R,j}|$. This is only possible when a pair of electrons is transferred across the junction, see Fig. 1(d) for an illustration. The conjugate process for the transfer of a pair in the opposite direction contributes a $e^{-i\phi}$ term. The sum of both terms then produces the $\cos \phi$ terms in the final expressions.

Fig. 5 shows the ϕ dependence of $\kappa^{(4)}$ with a clear $\cos \phi$ contribution. The second panel of Fig. 5 shows the normalized difference between $\kappa^{(4)}$ at $\phi = \pi$ and at $\phi = 0$ as a measure of the relative size of the ϕ -dependent contribution to $\kappa^{(4)}$. The ratio is approximately constant with U with a variation on the order of 10% in the $\Delta < U < D$ regime.

V. BEYOND THE PERTURBATIVE REGIME

Realistic devices are typically operated in the parameter regime where the results of the PT are not adequate, i.e., Γ is usually not much smaller than all other scales in the problem (U, Δ). The impurity problem can, however, be solved with high precision for arbitrary parameters using numerical impurity solvers such as the numerical renormalization group (NRG). This method is based on discretizing the continuum on a logarithmic grid, transforming the Hamiltonian to a tight-binding-chain representation, and iteratively diagonalizing the chain by adding one site (per bath) at each step^{21,22}. The results are typically within a few percent of the exact ones. The results presented here were obtained for the discretization parameter $\Lambda = 2$ (at $\phi = 0$) and $\Lambda = 4$ or $\Lambda = 8$ (with averaging over two shifted discretization grids – z -averaging) for general ϕ , keeping up to 10000 states (or up to a cutoff of 10 units of characteristic energy). The renormalization factor is extracted by performing the calculation at finite E_Z , then taking the energy difference between the lowest lying doublet states. The value of E_Z should be taken low enough to be well within the linear Zeeman splitting regime (a fraction of Δ such as $10^{-2}\Delta$ is a perfectly good choice). The other approach that we employ is to read off κ from the matrix elements of \hat{S}_Z at the end of the iteration performed for $E_Z = 0$ according to Eq. (12). The two approaches produce results that overlap almost perfectly. This is because the spin operator $\hat{S}_Z = (1/2)(\hat{n}_{\uparrow} - \hat{n}_{\downarrow})$ is marginal⁶⁹.

A. Γ -dependence: from perturbative regime to saturation

We check the domain of validity of second and fourth-order PT results by comparing them to the reference NRG solution. The $\kappa \propto \Gamma$ scaling at very small Γ is demonstrated in Fig. 6. The leading Γ^2 correction better captures the deviation from linearity

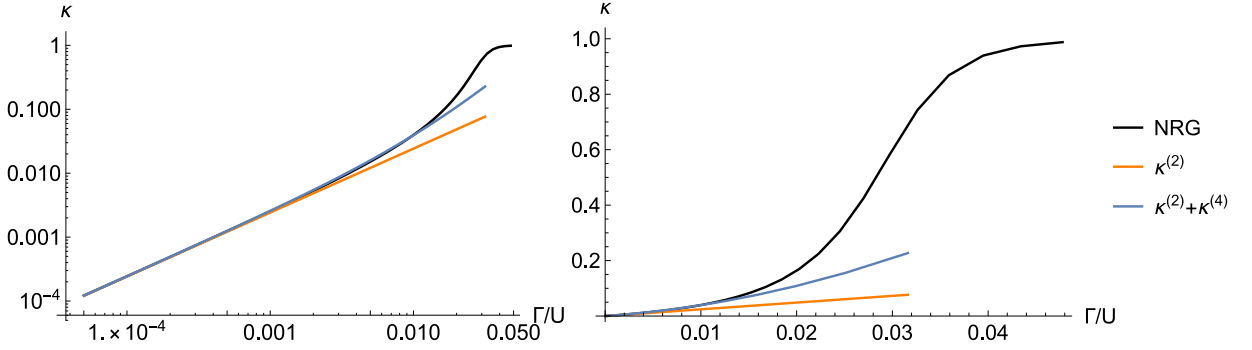


Figure 6. Zeeman renormalisation factor κ as a function of the hybridisation strength Γ computed using the NRG and compared with the perturbation theory results including up to second or fourth order contributions on logarithmic (left) and linear (right) scales. Here $U = 0.1$, $\Delta = 10^{-5} \ll U$, and $\phi = 0$.

at larger Γ , but we see that the PT results significantly underestimate the renormalization in the intermediate Γ regime. For very large values of Γ , both doublet states approach the edge of the continuum and the energy difference $E_{\uparrow} - E_{\downarrow}$ tends toward zero: this effectively results in $g_{\text{eff}} \rightarrow 0$ and $\kappa \rightarrow 1$. The results very clearly indicate that the impurity Knight shift may be a very large effect. In particular, this also has important implications for the extraction of g -factors by fitting the slopes of measured B -dependent splittings: the quantity so-obtained is the renormalized g -factor, not the bare one⁴⁸.

For a more systematic overview of the dependence of κ on model parameters, in Fig. 7 we plot κ as a function of Γ for a range of fixed values of the repulsion U . Both panels present the same results, but plotted as a function of Γ/U and Γ/Δ , respectively. The small- Γ asymptotics are then clearly visible as saturation effects: in the left panel for $\Delta \gg U$ where $\kappa \propto \Gamma/U$ and in the right panel for $U \gg \Delta$ where $\kappa \propto \Gamma/\Delta$. In both cases we observe a near perfect overlap of the curves in the corresponding regime. In general, the line shapes depend on the U/Δ and U/D ratios, and there is no universality as in the case of the Kondo model, where $\kappa(J)$ is a universal function of T_K/Δ with $T_K(J)$ the Kondo temperature¹⁵; for SIAM, such universality at best holds only in a moderate range of parameters and, in particular, it is not expected for most experimentally relevant parameter sets where typically $U \sim \Delta$ for devices operated in or close to the YSR regime. This also implies that quantitatively reliable results can only be obtained by advanced numerics such as NRG; for convenience, the numerical results presented in the figures of this manuscript are available in tabulated form in a public repository⁶⁰. To estimate the magnitude of the impurity Knight shift in real systems, we recall that Γ/U in typical devices is of order 0.1 and note that $\kappa(\Gamma/U = 0.1) \sim 0.05$ for $U/\Delta = 1$ and $\kappa(\Gamma/U = 0.1) \sim 0.15$ for $U/\Delta \sim 10$. It is thus expected that typical values of κ are of order 0.1, i.e., the effect is indeed appreciable for realistic model parameters of typical experimental devices.

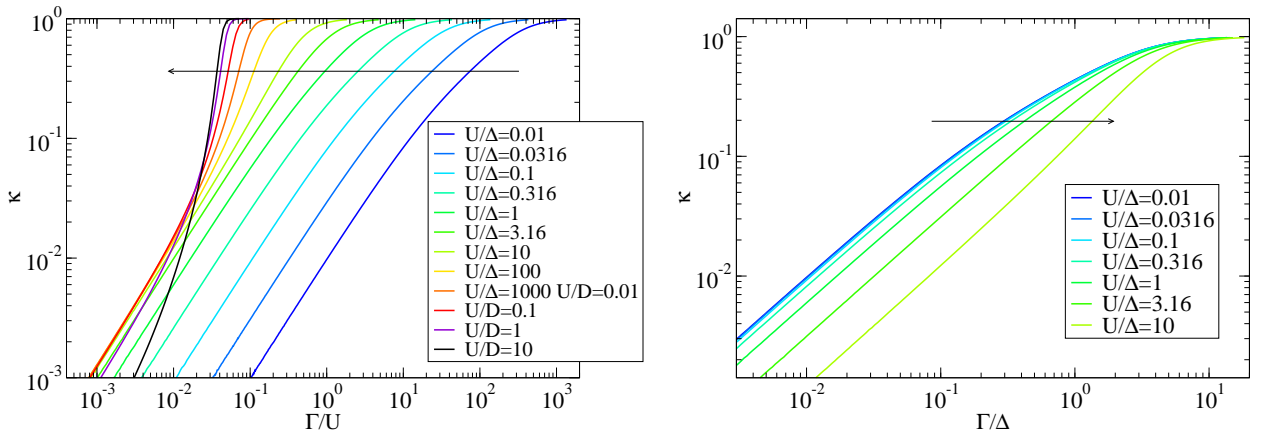


Figure 7. Zeeman renormalisation factor κ as a function of Γ at fixed U , for a range of U spanning from the $U \ll \Delta$ to the $U \gg \Delta$ regime. The horizontal axis is scaled as Γ/U (left) and Γ/Δ (right). The arrows indicate the direction of increasing parameter U . Here $\Delta = 10^{-5}$, $\phi = 0$.

B. U -dependence: the three interaction strength regimes

The different parameter regimes with respect to U can be better discerned if the results are plotted for a set of fixed Γ/U ratios as a function of U , see Fig. 8. For the lowest values of $\Gamma/U = 10^{-4}, 10^{-3}$, the system remains in the deep perturbative regime, and the curves basically follow the U dependence established in Sec. IV B: we find $1/U$ scaling for $U > D$, a plateau for $\Delta < U < D$, and U scaling for $U < \Delta$; the plot is hence similar to that shown in the middle panel of Fig. 2. Non-perturbative effects become manifest for $\Gamma/U \geq 0.01$. The $1/U$ range is replaced by a milder decrease followed by saturation, while at still higher Γ the $\kappa(U)$ curves become monotonically increasing. The saturation at large U is expected, since for fixed Γ/U , $U \gg D$ implies that D rather than U controls the effective bandwidth for the emergence of the local moment²², while the Kondo exchange $\rho J = 8\Gamma/\pi U$ is constant¹⁴, hence the factor κ does not depend on U for $U \rightarrow \infty$. The saturation value itself is an increasing function of Γ/U . The largest value of Γ/U presented, 0.1 (dark blue line in Fig. 8), corresponds to an experimentally relevant value, thus that curve can serve to estimate κ based on the U/Δ ratio.

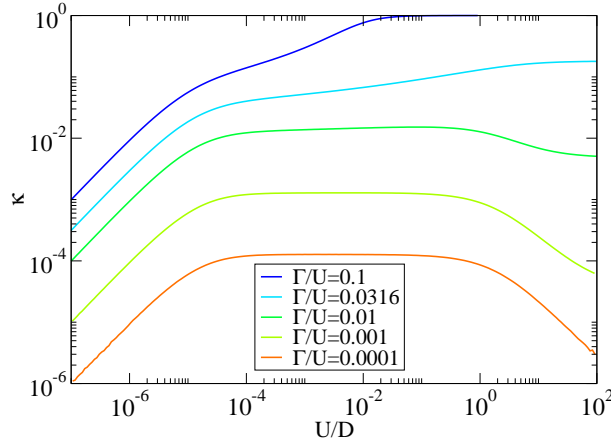


Figure 8. Zeeman renormalisation factor κ as a function of U for a range of fixed Γ/U ratios. Parameters are $\Delta = 10^{-5}$ and $\phi = 0$.

C. ϵ -dependence: departure from the particle-hole symmetric point

In Fig. 9 we present the dependence of κ on the impurity level position ϵ . The renormalization is the lowest at the particle-hole symmetric point where the exchange interaction is the smallest¹⁴, since

$$\rho J = \frac{2\Gamma}{\pi} \left(\frac{1}{\epsilon + U} - \frac{1}{\epsilon} \right) = \frac{2\Gamma}{\pi} \left(\frac{1}{U/2 + \delta} + \frac{1}{U/2 - \delta} \right) = \frac{2\Gamma}{\pi} \frac{4U}{U^2 - 4\delta^2}. \quad (39)$$

Here $\delta = \epsilon + U/2$ quantifies the deviation from the particle-hole symmetric point (half-filling) at $\delta = 0$. As the charge fluctuations increase for $\delta/U \rightarrow \pm 1/2$, the local moment is reduced and κ rapidly increases toward 1 (at the same time, the doublet subgap state is pushed towards the continuum of free Bogoliubov states).

D. ϕ -dependence

We now turn to the ϕ -dependence of the factor κ . Except for very strong hybridisation we expect the dependence to follow a $\cos \phi$ form to a good approximation. For this reason, we can obtain a good overview of the behaviour by studying κ for the ϕ values where κ has extrema, i.e., $\phi = 0$ and $\phi = \pi$, see Fig. 10(a). The linear behavior at low Γ is followed by quadratic corrections that are ϕ -dependent. The splitting increases up to $\Gamma/U \approx 0.2$, which is the regime of intermediately large coupling where the quantum phase transition between the doublet and singlet ground states occurs at $\phi = 0$. The splitting then starts to decrease and the κ curves cross at $\Gamma/U \approx 0.5$, which is deep in the Kondo screened regime at $\phi = 0$. For very large values of $\Gamma/U \approx 1$ both curves saturate to 1. The emergence of splitting can be better observed in Fig. 10(b) where we plot the κ/Γ

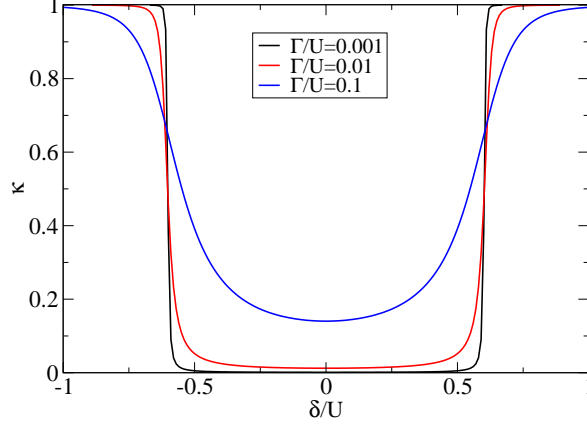


Figure 9. Zeeman renormalisation factor κ as a function of δ/U . Here $\delta = \epsilon + U/2$ measures the deviation from the particle-hole symmetric point of the model. Parameters are $U/\Delta = 10$, $\Delta = 10^{-5}$ and $\phi = 0$.

ratio. The non-linearity of $\kappa(\Gamma)$ due to fourth-order hopping processes is clearly visible as the departure from a constant, which is different for $\phi = 0$ and $\phi = \pi$. The magnitude of the splitting can be quantified through the relative difference

$$\Delta_\kappa = \frac{\kappa_\pi - \kappa_0}{(\kappa_\pi + \kappa_0)/2} \quad (40)$$

shown in Fig. 10(c). For a very different perspective, we also plot the results as a function of the $E_{DS}(\Gamma)/\Delta$ ratio, where $E_{DS} = E_D - E_S$ is the energy difference between the lowest-lying spin-singlet state and the lowest-lying spin-doublet state, which with increasing Γ evolves from $-\Delta$ to Δ for $\phi = 0$ (this is the well-know behaviour of the subgap states in the SIAM with a SC bath²⁴), from $-\Delta$ to 0 for $\phi = \pi$ (this corresponds to the existence of the ‘‘doublet chimney’’ in the π -junctions^{46,71}), and from $-\Delta$ to a ϕ -dependent upper limit for general ϕ . These line-shapes are further discussed in subsection VF in the context of universal behaviour (or lack thereof).

1. Weak vs. strong-coupling regimes

Recalling that κ is a measure of the degree of spin compensation¹⁵, the results in Fig. 10 reveal that in most of the experimentally relevant range of Γ (weak and moderately strong hybridisation) the doublet is more strongly Kondo screened for $\phi = \pi$ compared to $\phi = 0$, i.e., $\kappa(\pi) > \kappa(0)$. This can be intuitively understood as follows. The exchange interaction between the impurity spin and the two SCs by itself does not depend on ϕ . However, the hybridisation matrix in the Nambu space has an out-of-diagonal component that is proportional to $\Gamma \cos \phi$. This implies that the proximity effect is strongest at $\phi = 0$, where it leads to a stronger admixture of states where the QD is empty or doubly occupied, at the expense of the singly-occupied configurations. The doublet state thus experiences proportionally weaker Kondo exchange coupling at $\phi = 0$ as compared to $\phi = \pi$. This reduction is proportional to Γ , while the Kondo coupling J is itself proportional to Γ , therefore the overall effect is proportional to Γ^2 , as expected.

The regime of large Γ can be intuitively understood from the infinite- Γ limit. The unperturbed Hamiltonian in this case is the normal-state metal with a non-interacting impurity level, while the effects of the Coulomb repulsion on the QD site and of the pairing in the SC leads can be calculated by expanding in $1/\Gamma$. The ϕ dependence can be moved from the pairing to the hopping terms using a gauge transformation $c_{\beta,n\sigma} \rightarrow e^{-i\phi_\beta/2} c_{\beta,n\sigma}$. In the ground state of the unperturbed Hamiltonian, the impurity is completely absorbed in the continuum and $\kappa = 1$. The expansion in $1/\Gamma$ reveals that at $\phi = 0$ the value of $1 - \kappa$ grows as $1/\Gamma^2$, while for all non-zero ϕ the leading correction is linear in $1/\Gamma$. The difference stems from a cancellation of contributions that occurs only for $\phi = 0$, and is hence purely an interference effect. It follows that $\kappa(\pi) < \kappa(0)$.

The change of sign of $\kappa(\pi) - \kappa(0)$ as a function of Γ is universal, it happens at any value of U/Δ , away from the particle-hole symmetric point, and also for left-right asymmetric Josephson junctions. This change can be thought to mark the cross-over from the weak-coupling to the strong-coupling regimes that have distinct asymptotic behaviours; for $U \gg \Delta$, the sign change indeed occurs close to $\pi\Gamma/U = 1$ where the perturbation theory breaks down⁷²⁻⁷⁴.

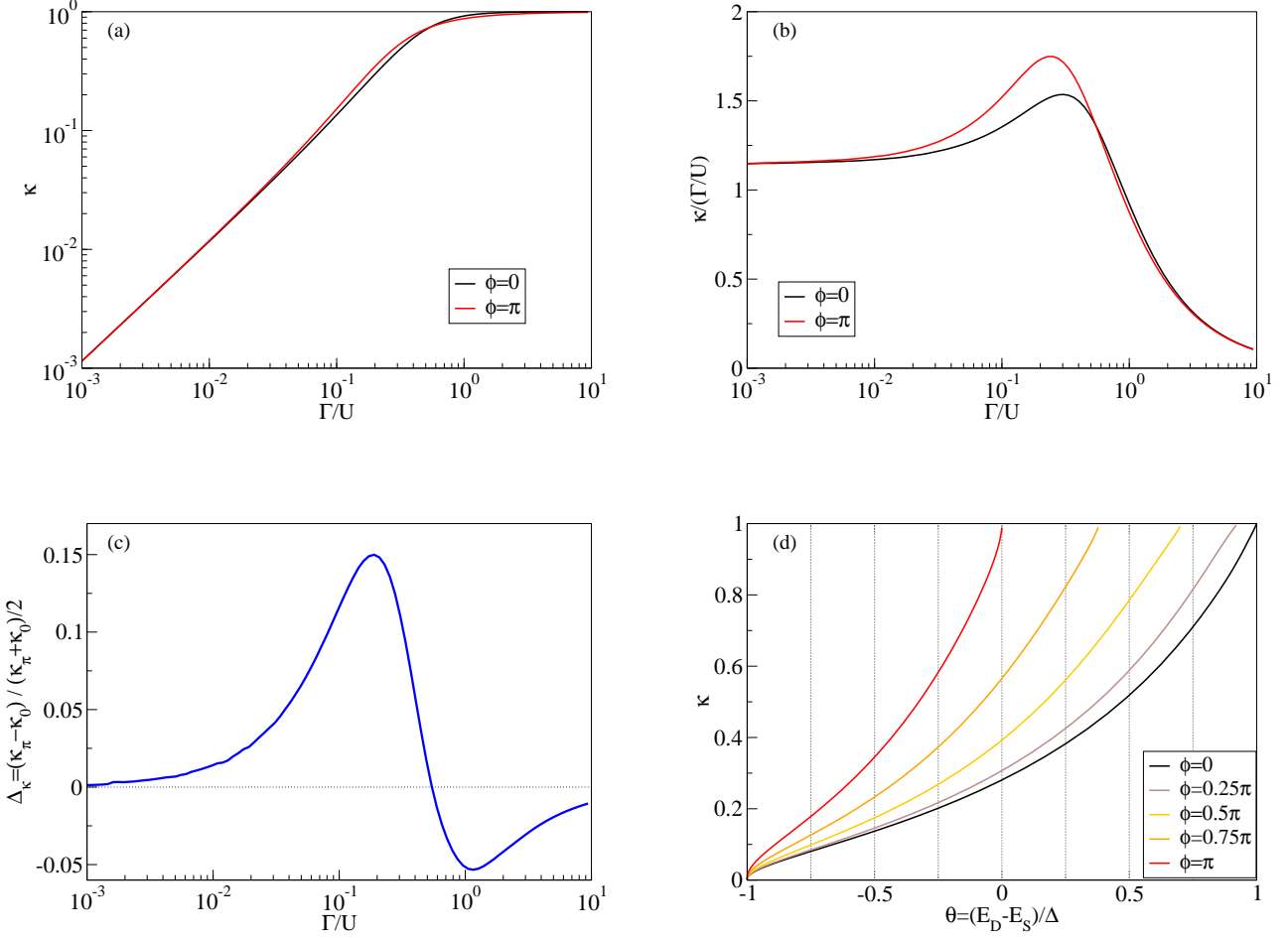


Figure 10. Comparison of the Γ -dependence of κ at $\phi = 0$ and at $\phi = \pi$. **a)** Overview: κ vs. Γ on log-log scale. **b)** Departures from linearity: κ/Γ vs. Γ on log-linear scale. **c)** Normalized difference of κ at $\phi = 0$ and $\phi = \pi$. **d)** κ plotted as a function of $\theta = (E_D - E_S)/\Delta$, the ratio of the binding energy (defined as the energy difference between the lowest-lying spin-singlet state and the lowest-lying spin-doublet state) over the SC gap, for a range of ϕ . The parameters are $U = 0.1$, $\Delta = 0.01$.

E. Deviations from pure harmonic form

The plots of κ as a function of ϕ are shown in Fig. 11(a) for a range of Γ . At low Γ , the ϕ -dependence of κ is dominated by the lowest-order (quartic in hopping) terms. Indeed, for weak to moderate Γ , the curves are close to a perfect $\cos \phi$ function, with only a small deviation at Γ/U as large as 0.1. For larger Γ , including in part of the experimentally relevant regime, the contributions from higher order processes will lead to sizable deviations from the pure harmonic form for κ . At $\Gamma/U = 0.316$ we observe a 20% admixture of $\cos(2\phi)$ contributions from processes that are 8th order in electron hopping. The line-shape evolves rapidly in this range of Γ/U and shows very strong deviations from the simple harmonic form. For very large Γ the harmonic form is eventually largely restored but with the opposite amplitude of the $\cos \phi$ term. This behaviour is interesting in light of the recent observation that higher harmonics are required for breaking the symmetry between the branches of subgap states, leading to a supercurrent diode effect instead of simple anomalous phase shift in the presence of spin-orbit coupling⁷⁵.

We study the evolution of the ϕ -dependence of κ more quantitatively by expanding it in Fourier series up to fourth order:

$$\kappa(\phi) = \bar{\kappa} + \sum_{n=1}^4 \kappa_n \cos(n\phi). \quad (41)$$

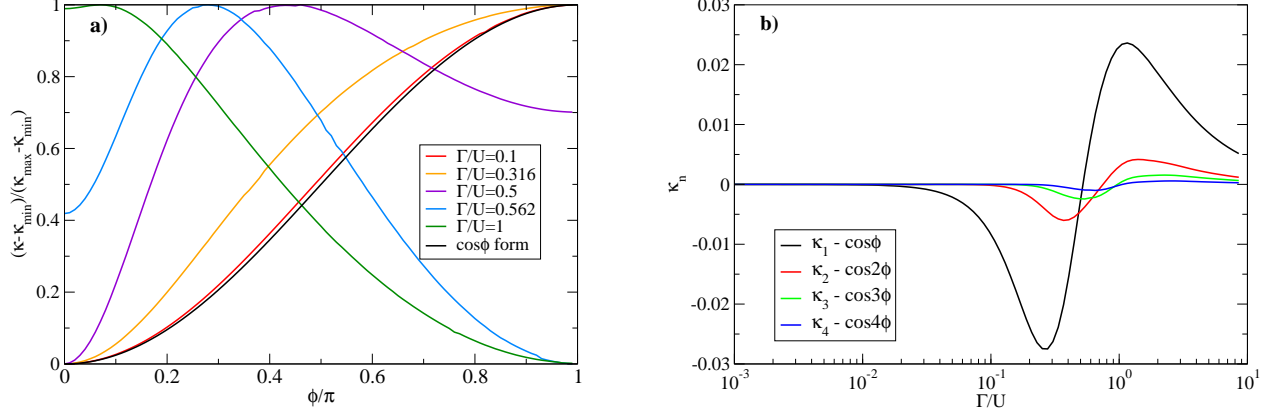


Figure 11. **a)** Phase-dependence of κ from weak- to strong-hybridisation regimes. The amplitudes are normalized to emphasize the changing line shapes. **b)** Fourier series coefficients of $\kappa(\phi)$. Parameters are $U/\Delta = 10$, $\Delta = 10^{-2}$.

The coefficients κ_n are obtained from numerical calculations for $\phi = 0, \pi/4, \pi/2, 3\pi/4, \pi$:

$$\begin{aligned}
 \kappa_1 &= \frac{\kappa_0 + \sqrt{2}\kappa_{\pi/4} - \sqrt{2}\kappa_{3\pi/4} - \kappa_\pi}{4}, \\
 \kappa_2 &= \frac{\kappa_0 - 2\kappa_{\pi/2} + \kappa_\pi}{4}, \\
 \kappa_3 &= \frac{\kappa_0 - \sqrt{2}\kappa_{\pi/4} + \sqrt{2}\kappa_{3\pi/4} - \kappa_\pi}{4}, \\
 \kappa_4 &= \frac{\kappa_0 - 2\kappa_{\pi/4} + 2\kappa_{\pi/2} - 2\kappa_{3\pi/4} + \kappa_\pi}{8}.
 \end{aligned} \tag{42}$$

We show them in Fig. 11(b) as functions of Γ/U . The higher harmonics become sizable in the same parameter range where the fundamental changes sign (which happens at $\Gamma/U \approx 0.5$), explaining the complex line-shapes observed in Fig. 11(a). Interestingly, all harmonics undergo a sign change as a function of Γ in roughly the same parameter range. This is again a consequence of the crossover from the weak-coupling to the strong-coupling regime.

F. Departure from universality for $U \sim \Delta$

As opposed to the situation in the Kondo model with no charge degrees of freedom on the impurity site, in SIAM there is an additional parameter (the ratio U/Δ) that controls the dominant type of charge fluctuations in the impurity problem: for $U/2 < \Delta$ (for the particle-hole symmetric case) the lowest-energy charge excitations are local on-site impurity valence changes to zero and double occupancy, while for $U/2 > \Delta$ the lowest-energy parity-changing excitations are Bogoliubov quasiparticles in the SC. For this reason, κ is a universal function of T_K/Δ only in the $\Delta \ll U \ll D$ regime. We explore the deviation from the universality in Fig. 12 where we plot κ as a function of $\theta = (E_D - E_S)/\Delta$. With increasing U/Δ , the $\kappa(\theta)$ curves indeed approach the universal curve. The deviation becomes strong for moderate values of U/Δ approaching 2, with a qualitative change occurring for $U/\Delta = 2$: across this transition point the derivative $d\kappa/d\theta$ at $\theta = -1$, $\kappa = 0$ changes discontinuously from infinite to zero. For smaller U , the curves start from the $\theta = -U/(2\Delta)$, $\kappa = 0$ point. The non-analytic behaviour at $U/2 = \Delta$ is a signature of the transition from the regime of proximitized (ABS) subgap states to the genuine Yu-Shina-Rusinov regime⁵⁵.

Since the curves have peculiar functional forms that, furthermore, non-trivially change across the $\Delta = U/2$ boundary, we investigated them in more detail. We find that for symmetric junctions (with $\Gamma_L = \Gamma_R$) all curves can be well approximated (at the level of perfect overlap within the line-widths) with the following two function forms:

$$\kappa(\theta) = (\theta - \theta_0) \left[\frac{1}{\theta_1 - \theta_0} + (\theta - \theta_1)(\theta - \theta_0)^b(\theta - \theta^*) \frac{a\theta + p}{q\theta^2 + \theta - r} \right] \quad \text{for } U > 2\Delta, \tag{43}$$

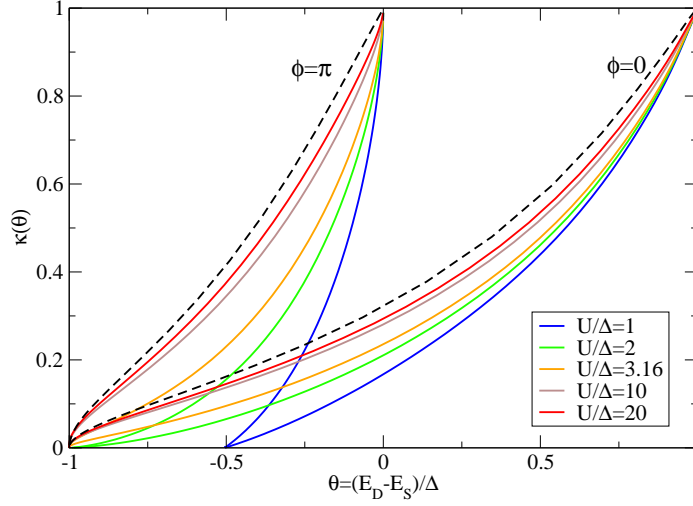


Figure 12. Knight shift factor κ as a function of the impurity binding energy $E_D - E_S$ normalized by the gap, $\theta = (E_D - E_S)/\Delta$, for a range of U/Δ showing deviations from the universal behaviour found in the $\Delta \ll U \ll D$ limit (dashed black line). Parameters are $\Delta = 0.01$, $D = 1$. The universal curve has been computed for $\Delta = 10^{-6}$, $U = 0.001$, $D = 1$.

$$\kappa(\theta) = (\theta - \theta_0) \left[\frac{1}{\theta_1 - \theta_0} + (\theta - \theta_1) \frac{a\theta + p}{q\theta^2 + \theta - r} \right] \quad \text{for } U < 2\Delta. \quad (44)$$

Here θ_0 and θ_1 delimit the range of θ , such that $\kappa(\theta_0) = 0$ and $\kappa(\theta_1) = 1$. The exponent b accounts for the non-analytic behaviour at θ_0 , the $\theta - \theta^*$ term is needed to account for the change in curvature in the interval $[\theta_0 : \theta_1]$ that exists only for $U > 2\Delta$, and the final factor is a rational function that describes the detailed line shape; a, p, q, r are order 1, and q and r are such that the pole of the rational function is always outside the range of θ , i.e., larger than θ_1 . With these forms it is possible to obtain a perfect overlap on the level of the line widths in plots for all U/Δ and all ϕ in the entire range of θ .

For $U \geq 2\Delta$, $\theta_0 = -1$; for $U < 2\Delta$, $\theta_0 = U/(2\Delta)$. The value of θ_1 depends on ϕ and ranges from $\theta_1 = 1$ for $\phi = 0$ to $\theta_1 = 0$ for $\phi = \pi$. The exponent b ranges from ≈ -0.75 in the large- U limit to -1 in the $U \rightarrow 2\Delta$ limit, while θ^* ranges from ≈ -0.9 in the large- U limit to -1 as $U \rightarrow 2\Delta$: this indicates that the function form in Eq. (44) emerges from the cancellation of $(\theta - \theta_0)^b$ and $(\theta - \theta^*)$ factors in Eq. (43) when $U = 2\Delta$.

For reference, we provide the parametrisations of the universal curves. For $\phi = 0$:

$$\theta_0 = -1, \theta_1 = 1, \theta^* = -0.8803, b = -0.7356, a = 0.1655, p = -0.1679, q = -0.2018, r = 0.89198. \quad (45)$$

For $\phi = \pi$:

$$\theta_0 = -1, \theta_1 = 0, \theta^* = -0.8498, b = -0.6259, a = 0.6381, p = -0.0916, q = -0.3683, r = 0.2470. \quad (46)$$

G. Asymmetric hybridisation

If Γ_L and Γ_R are taken to be different, but keeping their sum constant, $\Gamma = \Gamma_L + \Gamma_R$, the results for $\phi = 0$ are unchanged, while the ϕ -dependence is weakened (results not shown). If we introduce an asymmetry factor

$$a = \frac{\Gamma_L}{\Gamma_R}, \quad (47)$$

the amplitude of the ϕ -dependent part is reduced by a factor that can be established from the mapping presented in Ref. 50. The results for the asymmetric case can be obtained from those for the symmetric situation with an effective phase shift parameter, so that

$$\kappa(\phi) = \kappa^S \left(2 \arccos \sqrt{1 - \frac{4a}{(a+1)^2} \sin^2 \frac{\phi}{2}} \right). \quad (48)$$

Here κ^S is the impurity Knight shift in the symmetric junction with the same total hybridisation Γ . In the regime where the phase dependence is harmonic to a good approximation, one can derive from this expression the reduction factor knowing only the numerical results at $\phi = 0$ and $\phi = \pi$; in general, especially close to the strongly anharmonic regime at $\Gamma/U \sim 0.5$, one needs the full ϕ -dependence.

VI. DISCUSSION OF THEORY RESULTS

A. SIAM vs. Kondo model

We have shown that the impurity Knight shift factor κ depends linearly on the hybridisation strength Γ for the single-impurity Anderson model in the weak hybridisation limit. This is in seeming disagreement with the results for the Kondo model¹⁵, where $\kappa \propto J^2$ was found for small J . Both results are actually correct, as can be ascertained with explicit NRG calculations. The difference demonstrates that some care is needed in applying the Kondo model as an effective model for the SIAM. When one aims for an accurate description of actual experimental setups, the starting point should always be the SIAM with a SC bath, which is a realistic microscopic effective model that adequately describes the low-energy physics of many devices^{26,43,48,76,77}. The Kondo model may be used as an effective model following a small modification of the Hamiltonian, as we discuss next.

B. Charge and spin fluctuation mechanisms

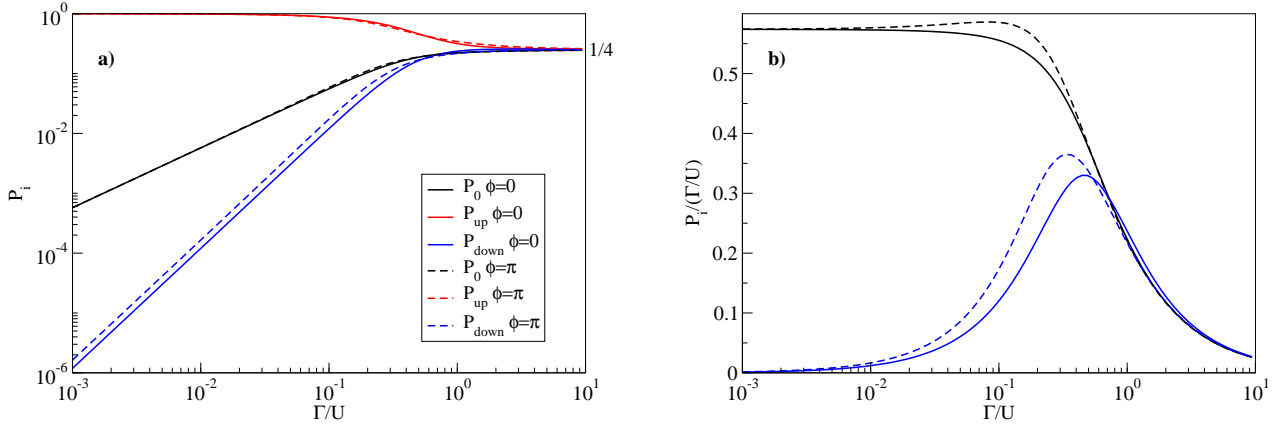


Figure 13. Impurity state (diagonal matrix elements of the impurity density matrix, P_i , for the doublet state) as a function of Γ . a) P_i vs Γ . b) P_i/Γ vs. Γ . Due to the particle-hole symmetry, $P_0 = P_2$. The parameters are $U = 0.1$, $\Delta = 10^{-2}$.

To get a more detailed insight into the mechanisms that contribute to the reduction of the Zeeman splitting in SIAM, we study the diagonal matrix elements of the impurity density matrix, see Fig. 13. These uncover the nature of the wavefunction contributions that lower the state's energy through fluctuations. Spin fluctuations increase the admixture of the doublet excitation where the impurity forms a singlet with a quasiparticle, with the second quasiparticle remaining free. The singlet contributes to P_\uparrow and P_\downarrow equally. As shown in Fig. 13(a), this leads to $P_\uparrow = P_\downarrow$ when this contribution becomes dominant in the large Γ limit. The spin fluctuations can thus be quantified by P_\downarrow in the doublet $S_z = +1/2$ doublet state. The charge fluctuations are different in nature, and involve states where the impurity is empty or doubly occupied. They are quantified by $P_0 = P_2$, dominate in the ABS regime and are suppressed by increasing U .

The most important observation is that the charge fluctuations reduce the local moment by an amount that is linear in Γ , while the renormalization due to spin fluctuations is quadratic in Γ . In fact, even in the YSR regime with $U = 10\Delta$ the charge fluctuations constitute the dominant contribution to κ in a significant part of the parameter range of Γ .

In light of this, for a more realistic description of the effect of the magnetic field in scope of an effective Kondo model for a QD, one should take into account that the spin degree of freedom in the Kondo model is an effective spin variable that describes the spin doublet. It is not the same as the physical spin operator $\hat{S}_z = \frac{1}{2}(\hat{n}_\uparrow - \hat{n}_\downarrow)$ in the SIAM which couples with the magnetic field. Instead, one should transform the operator \hat{S}_z with the same unitary transformation that is applied to the SIAM

Hamiltonian in the Schrieffer-Wolff (SW) transformation¹⁴. A quick calculation performed in the limit $U \gg D, \Delta$ shows that the SW transformation maps

$$\hat{S}_z \rightarrow e^S \hat{S}_z e^{-S} = \hat{S}_z \left(1 - \sum_{\beta} \rho J_{\beta} \frac{D}{U} \right) + \dots, \quad (49)$$

where S is the generator of the SW transformation. The correction term in the result corresponds to Eq. (28), as expected in this limit. This confirms that the leading $\kappa \propto J$ dependence stems from the charge fluctuations in the SIAM. A Kondo model with such a multiplicative correction to the Zeeman term is an adequate effective model.

C. Ising vs. spin-flip terms

For a Kondo model with an XXZ exchange anisotropy in the limit of pure Ising (longitudinal) exchange coupling, $J_z S_z S_z$, there is no renormalization at all, $\kappa = 0$. It is only the transverse (fluctuating, spin-flip) part $J_{\perp} (S_x S_x + S_y S_y)$ that leads to the impurity Knight shift. In other words, the impurity Knight shift discussed so far in this work is a dynamical renormalization process, rather than a shift that would follow the static polarization of the electron cloud around the impurity.

D. Field effects in bulk

Up to this point we have assumed that the magnetic field in the bulk is fully screened by the surface currents within the penetration depth of the superconductor. If the field penetrates the superconductor (e.g. in small SC grains or if the field is applied in plane to a thin SC layer), the quasiparticles will spin polarize^{49,78–80}. Assuming that the magnetic field has no other effect than the Zeeman splitting of the quasiparticle levels, the perturbative calculations from Sec. IV still apply, but one needs to use spin-dependent quasiparticle energies

$$\xi_{n,\sigma} = \sqrt{\epsilon_n^2 + \Delta^2} + \sigma \frac{1}{2} g_S \mu_B B_S. \quad (50)$$

Here g_S is the atomic Landé g -factor of the SC material, B_S the field in the SC baths, and in the last term $\sigma = 1$ for spin up and $\sigma = -1$ for spin down. Assuming weak spin-orbit coupling, all processes conserve S_z , thus a transfer of a particle from the impurity to the bath costs $\pm(gB - g_S B_S) \mu_B$ in Zeeman energy. This can be expressed in several alternative forms:

$$(gB - g_S B_S) \mu_B = \left(1 - \frac{g_S B_S}{gB} \right) g \mu_B B = (1 - \tau) g \mu_B B. \quad (51)$$

This implies that all the results derived in this work for $B_S \equiv 0$ remain valid, if g is replaced by $(1 - \tau)g$. In particular, the renormalized g -factor becomes

$$g_{\text{eff}} = g(1 - \tau)(1 - \kappa). \quad (52)$$

Thus κ itself is unaffected. This is because κ has the significance of spin compensation by itinerant electrons, which is by definition a property of the state of the system in the absence of any applied magnetic field, and hence does not depend on the bare Landé g -factors of various constituent materials. The measured Knight shift of course does depend on the correction factor $\tau = g_S B_S / gB$. If $B_S \approx B$, as in ultrasmall superconducting grains, $\tau \approx g_S / g$. The relative values of g_S and g , and even the signs, vary greatly between devices and even from level to level due to mesoscopic fluctuations, thus it is difficult to make any general statements. In particular, τ need not be small and there are even known cases of QD-SI devices with $|g_S| > |g|$ ⁴⁸.

VII. EXPERIMENTAL EVIDENCE

The phase dependence of the Zeeman splitting has been observed in recent experiments where the direct spectroscopy of spin-split Andreev levels has been performed in a QD with SC leads⁶⁹. The device was tuned to a spin-1/2 ground state with an unpaired quasiparticle and excitations were induced by applying a microwave drive to the central gate electrode of the QD. This induces direct transitions between the two branches in the spin doublet subspace described by the following potential energy⁶⁹:

$$U(\phi) = E_0 \cos \phi - E_{\text{SO}} \boldsymbol{\sigma} \cdot \mathbf{n} \sin \phi + \frac{1}{2} g [1 - \kappa(\phi)] \mu_B \boldsymbol{\sigma} \cdot \mathbf{B}. \quad (53)$$

Here \mathbf{n} is a unit vector along the polarization direction set by the spin-orbit interaction, and E_{SO} and E_0 are the spin-dependent and spin-independent contributions to the Cooper pair tunneling rate⁶⁹. In the regime where the $\cos \phi$ term in κ is dominant, i.e., $\kappa = \bar{\kappa} + \kappa_1 \cos \phi$, and for magnetic field applied along \mathbf{n} , we find

$$U(\phi) = \left(E_0 \mp \frac{E_Z \kappa_1}{2} \right) \cos \phi \mp E_{\text{SO}} \sin \phi \pm \frac{E_Z(1 - \bar{\kappa})}{2}. \quad (54)$$

The transition frequency is given by the difference:

$$E_{\uparrow\downarrow} = E_Z(1 - \bar{\kappa}) - 2E_{\text{SO}} \sin \phi - E_Z \kappa_1 \cos \phi. \quad (55)$$

The experimental results are shown in Fig. 14. The plots show the spin-flip frequency as a function of the flux through the SQUID which in turn controls the phase difference across the Josephson junction. The average spin-flip frequency increases as a linear function of the magnetic field. The ϕ -dependent terms have amplitudes that are also linear in field. For the sine term, associated with the spin-orbit coupling (SOC), this represents a field-dependent correction that most likely arises from the orbital effects (E_{SO} is generated by cotunneling through high-energy orbitals in the presence of SOC⁶⁹). For the cosine term, the linear dependence is precisely the impurity Knight shift discussed in this work. It can be noted that the curve has an offset at zero field. This is due to hysteresis in the flux axis (flux was swept in one direction for the $B > 0$ part, and in the opposite direction for the $B < 0$ part). Nevertheless, the linear field-dependence is clearly demonstrated.

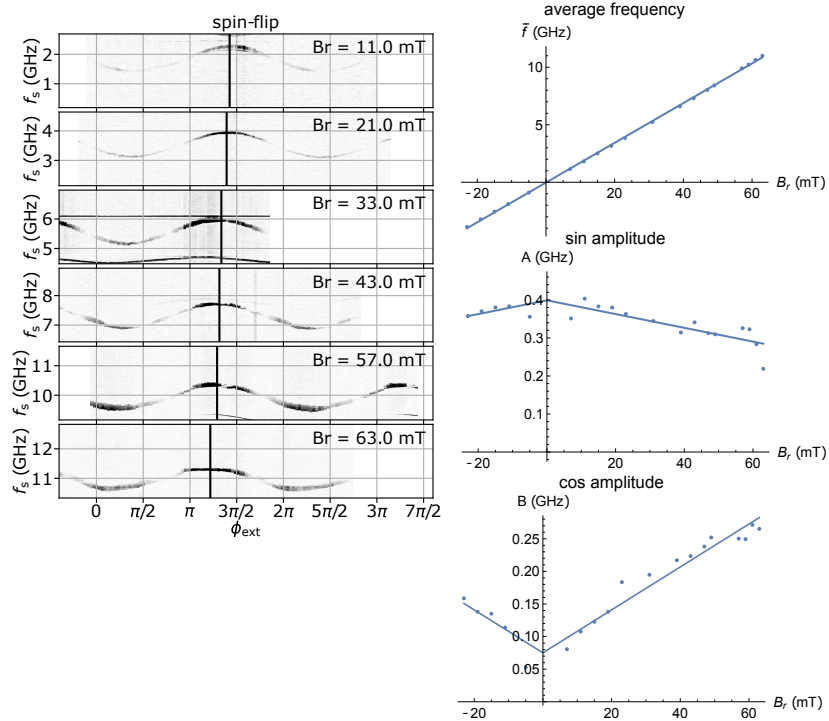


Figure 14. Spin-flip spectroscopy in a quantum dot with superconducting leads: measured flux dependence of the $|\downarrow\rangle \leftrightarrow |\uparrow\rangle$ transition for a range of applied Zeeman fields. The vertical lines mark the positions of maximal frequency. The field is applied parallel to the spin-orbit coupling direction. The panels on the right hand side show the decomposition of the curves into constant, sine and cosine terms, $f = \bar{f} + A \sin \phi + B \cos \phi$.

VIII. SIGNIFICANCE FOR APPLICATIONS

Before concluding we estimate the magnitude of the effect in realistic situations. We take $B = 100$ mT, which is compatible with many superconducting devices, and $g = 15$, a typical value for devices made of III-V semiconductors, which gives $E_Z \approx 90 \mu\text{eV}$. In Fig. 15 we plot the amplitudes of the ϕ -dependent part of the impurity Knight shift for several values of U/Δ . Taking the case of $U/\Delta = 3.16$ at $\Gamma/U = 0.2$ (black point in the figure), a fairly typical value at which point the doublet is the ground state of the system (the singlet is at 0.5Δ), we find $\kappa_\pi - \kappa_0 \approx 0.026$, that corresponds to $2.4 \mu\text{eV}$ in energy units or a 580 MHz

frequency shift. This is an experimentally accessible scale using microwave techniques^{46,66}. For devices with higher values of U/Δ (in the Yu-Shiba-Rusinov regime), even larger shifts can be achieved with the system still in the doublet ground state. The maximal values of $\kappa_\pi - \kappa_0$ seem to be capped to ≈ 0.06 , which corresponds to frequency shifts well in the GHz range. For low values of U/Δ (in the proximitized state regime) the shifts are, however, smaller because of the larger charge fluctuation and, at the same time, the doublet state is expected to be less long-lived because of the smaller energy differences. Thus for applications aiming to explore the ϕ -dependent impurity Knight shift, the most appropriate systems are those with a well-defined local moment at large U/Δ .

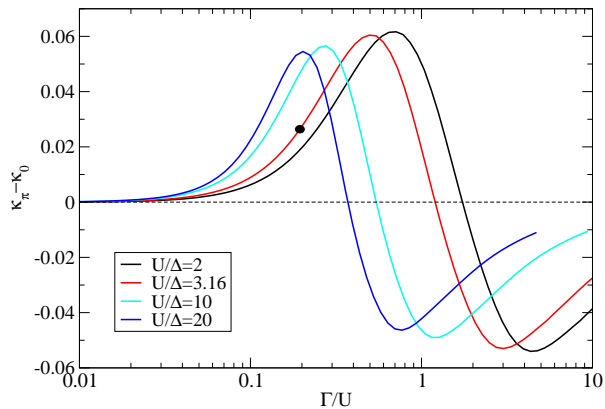


Figure 15. Difference between κ values for $\phi = \pi$ and $\phi = 0$ (i.e., the amplitude of the phase-dependent part of the impurity Knight shift) for several U/Δ ratios. Here $\Delta/D = 0.01$.

IX. CONCLUSION

We have systematically explored the impurity Knight shift in the single-impurity Anderson model for a QD Josephson junction in all parameter regimes, from weak to strong electron-electron interaction. The leading term in the renormalization factor κ , due to charge fluctuations, is linear in the total hybridisation strength Γ : each SC lead contributes additively. The subleading term, due to spin fluctuations, contains contributions proportional to $\cos \phi$, where ϕ is the gauge-invariant phase difference between the SC contacts, due to Cooper pair transfer processes. This implies a coupling between the operators \hat{S}_z and $\hat{\phi}$, i.e., between the spin and the Josephson current (or the transmon degrees of freedom in the context of Andreev spin qubits and gatemon circuits). The exciting feature here is that the coupling constant is directly proportional to the external magnetic field. This makes the impurity Knight shift useful for control in superconducting spin qubits^{81–84}. In particular, the magnetic field enables electric manipulation of spin via electric dipole spin resonance (EDSR)^{70,85–89}, and this is the case even in the absence of the spin-orbit coupling because κ depends on gate-tunable parameters. We have presented evidence that QD Josephson junctions^{46,69} indeed have phase-dependent g -factors with a $\cos \phi$ contribution arising from the Cooper pair transfer. The range of materials⁹⁰ and device designs^{34,91,92} where the ϕ -dependence of the Zeeman splitting could be relevant is wide.

ACKNOWLEDGMENTS

L. P. and R. Ž. acknowledge the support of the Slovenian Research Agency (ARRS) under P1-0416 and J1-3008. A. B., M. P.-V.: This research is co-funded by the allowance for Top consortia for Knowledge and Innovation (TKI's) from the Dutch Ministry of Economic Affairs, research project *Scalable circuits of Majorana qubits with topological protection (i39, SCMQ)* with project number 14SCMQ02, from the Dutch Research Council (NWO), and the Microsoft Quantum initiative.

¹ W. D. Knight, “Nuclear magnetic resonance shifts in metals,” *Phys. Rev.* **76**, 1259 (1949).

- ² C. H. Townes, C. Herring, and W. D. Knight, “The effect of electronic paramagnetism on nuclear magnetic resonance frequencies in metals,” *Phys. Rev.* **77**, 852 (1950).
- ³ C. P. Slichter, *Principles of magnetic resonance* (Springer, 1990).
- ⁴ James B. Boyce and Charles P. Slichter, “Conduction-electron spin density around Fe impurities in Cu above and below the Kondo temperature,” *Physical Review B* **13**, 379–396 (1976).
- ⁵ J. Bardeen, L. N. Cooper, and J. R. Schrieffer, “Microscopic theory of superconductivity,” *Phys. Rev.* **106**, 162 (1957).
- ⁶ W. D. Knight, G. M. Androes, and R. H. Hammond, “Nuclear magnetic resonance in superconductor,” *Phys. Rev.* **104**, 852 (1956).
- ⁷ F. Reif, “Observation of nuclear magnetic resonance in superconducting mercury,” *Phys. Rev.* **102**, 1417 (1956).
- ⁸ F. Reif, “Studies of superconducting Hg by nuclear magnetic resonance techniques,” *Phys. Rev.* **106**, 208 (1956).
- ⁹ L. C. Hebel and C. P. Slichter, “Nuclear spin relaxation in normal and superconducting aluminum,” *Phys. Rev.* **113**, 1504 (1959).
- ¹⁰ C. J. Foot, *Atomic physics* (Oxford University Press, 2005).
- ¹¹ E. L. Wolf and D. L. Losee, “g-shifts in the “s-d” exchange theory of zero-bias tunneling anomalies,” *Physics Letters A* **29**, 334–335 (1969).
- ¹² F. Delgado, C.F. Hirjibehedin, and J. Fernández-Rossier, “Consequences of Kondo exchange on quantum spins,” *Surface Science* **630**, 337–342 (2014).
- ¹³ This expression holds for the case where the Pauli paramagnetism in the host is neglected and the g -factor renormalization is a purely dynamic effect due to spin-flip scattering.
- ¹⁴ J. R. Schrieffer and P. A. Wolff, “Relation between the Anderson and Kondo hamiltonians,” *Phys. Rev.* **149**, 491 (1966).
- ¹⁵ Cătălin Paşcu Moca, Ireneusz Weymann, Miklós Antal Werner, and Gergely Zaránd, “Kondo cloud in a superconductor,” *Physical Review Letters* **127**, 186804 (2021).
- ¹⁶ B. D. Josephson, “Possible new effects in superconductive tunneling,” *Phys. Lett.* **1**, 251 (1962).
- ¹⁷ B. D. Josephson, “Supercurrents through barriers,” *Advances in Physics* **14**, 419–451 (1965).
- ¹⁸ B. D. Josephson, “Discovery of tunneling supercurrents,” *Rev. Mod. Phys.* **46**, 251 (1974).
- ¹⁹ M. Tinkham, *Introduction to superconductivity*, 2nd ed. (Dover Publications, 2004).
- ²⁰ Y. V. Nazarov and Y. M. Blanter, *Quantum Transport* (Cambridge University Press, Cambridge, UK, 2009).
- ²¹ K. G. Wilson, “The renormalization group: Critical phenomena and the Kondo problem,” *Rev. Mod. Phys.* **47**, 773 (1975).
- ²² H. R. Krishna-murthy, J. W. Wilkins, and K. G. Wilson, “Renormalization-group approach to the Anderson model of dilute magnetic alloys. I. Static properties for the symmetric case,” *Phys. Rev. B* **21**, 1003 (1980).
- ²³ Koji Satori, Hiroyuki Shiba, Osamu Sakai, and Yukihiko Shimizu, “Numerical renormalization group study of magnetic impurities in superconductors,” *J. Phys. Soc. Japan* **61**, 3239 (1992).
- ²⁴ Tomoki Yoshioka and Yoji Ohashi, “Numerical renormalization group studies on single impurity Anderson model in superconductivity: a unified treatment of magnetic, nonmagnetic impurities, and resonance scattering,” *J. Phys. Soc. Japan* **69**, 1812 (2000).
- ²⁵ R. Bulla, T. A. Costi, and Th. Pruschke, “The numerical renormalization group method for quantum impurity systems,” *Rev. Mod. Phys.* **80**, 395 (2008).
- ²⁶ E. J. H. Lee, X. Jiang, R. Žitko, R. Aguado, C. M. Lieber, and S. De Franceschi, “Scaling of subgap excitations in a superconductor-semiconductor nanowire quantum dot,” *Phys. Rev. B* **95**, 180502(R) (2017).
- ²⁷ Rok Žitko and Thomas Pruschke, “Energy resolution and discretization artefacts in the numerical renormalization group,” *Phys. Rev. B* **79**, 085106 (2009).
- ²⁸ Rok Žitko, “NRG Ljubljana numerical renormalization group code,” (2021).
- ²⁹ Silvano De Franceschi, Leo Kouwenhoven, Christian Schönenberger, and Wolfgang Wernsdorfer, “Hybrid superconductor-quantum dot devices,” *Nat. Nanotechnology* **5**, 703 (2010).
- ³⁰ David J. van Woerkom, Alex Proutski, Bernard van Heck, Daniël Bouman, Jukka I. Väyrynen, Leonid I. Glazman, Peter Krogstrup, Jesper Nygård, Leo P. Kouwenhoven, and Attila Geresdi, “Microwave spectroscopy of spinful Andreev bound states in ballistic semiconductor Josephson junctions,” *Nature Physics* **13**, 876–881 (2017).
- ³¹ J. Linder and J. W. A. Robinson, “Superconducting spintronics,” *Nat. Phys.* **11**, 307 (2015).
- ³² M. Eschrig, “Spin-polarized supercurrents for spintronics: a review of current progress,” *Rep. Prog. Phys.* **78**, 104501 (2015).
- ³³ R. M. Lutchyn, E. P. A. M. Bakkers, L. P. Kouwenhoven, P. Krogstrup, C. M. Marcus, and Y. Oreg, “Majorana zero modes in superconductor-semiconductor heterostructures,” *Nature Reviews Materials* **3**, 52–68 (2018).
- ³⁴ Ramón Aguado, “A perspective on semiconductor-based superconducting qubits,” *Applied Physics Letters* **117**, 240501 (2020).
- ³⁵ M. Amundsen, J. Linder, J. W. A. Robinson, I. Žutić, and N. Banerjee, “Colloquium: spin-orbit effects in superconducting hybrid structures,” arxiv:2210.03549 (2022).
- ³⁶ A. Rozhkov and Daniel Arovas, “Interacting-impurity Josephson junction: Variational wave functions and slave-boson mean-field theory,” *Physical Review B* **62**, 6687–6691 (2000).
- ³⁷ A. V. Rozhkov, D. P. Arovas, and F. Guinea, “Josephson coupling through a quantum dot,” *Phys. Rev. B* **64**, 233301 (2001).
- ³⁸ E Vecino, A Martín-Rodero, and A Yeyati, “Josephson current through a correlated quantum level: Andreev states and pi junction behavior,” *Phys. Rev. B* **68**, 035105 (2003).
- ³⁹ Mahn-Soo Choi, Minchul Lee, Kicheon Kang, and W. Belzig, “Kondo effect and Josephson current through a quantum dot between two superconductors,” *Phys. Rev. B* **70**, 020502 (2004).
- ⁴⁰ Akira Oguri, Yoshihide Tanaka, and A. C. Hewson, “Quantum phase transition in a minimal model for the Kondo effect in a Josephson junction,” *J. Phys. Soc. Japan* **73**, 2494 (2004).
- ⁴¹ C. Karrasch, A. Oguri, and V. Meden, “Josephson current through a single Anderson impurity coupled to BCS leads,” *Phys. Rev. B* **77**, 024517 (2008).
- ⁴² A. Martín-Rodero and A. Levy Yeyati, “Josephson and Andreev transport through quantum dots,” *Advances in Physics* **60**, 899–958 (2011).
- ⁴³ J.-D. Pillet, P. Joyez, R. Žitko, and M. F. Goffman, “Tunneling spectroscopy of a single quantum dot coupled to a superconductor: From Kondo ridge to Andreev bound states,” *Phys. Rev. B* **88**, 045101 (2013).

- ⁴⁴ Gediminas Kiršanskas, Moshe Goldstein, Karsten Flensberg, Leonid I. Glazman, and Jens Paaske, “Yu-Shiba-Rusinov states in phase-biased superconductor-quantum dot-superconductor junctions,” *Physical Review B* **92**, 235422 (2015).
- ⁴⁵ V. Meden, “The Anderson-Josephson quantum dot – a theory perspective,” *J. Phys.: Condens. Matter* **31**, 163001 (2019).
- ⁴⁶ Arno Bargerbos, Marta Pita-Vidal, Rok Žitko, Jesús Ávila, Lukas J. Splitthoff, Lukas Grünhaupt, Jaap J. Wesdorp, Christian K. Andersen, Yu Liu, Leo P. Kouwenhoven, Ramón Aguado, Angela Kou, and Bernard van Heck, “Singlet-doublet transitions of a quantum dot Josephson junction detected in a transmon circuit,” *PRX Quantum* **3**, 030311 (2022).
- ⁴⁷ L. Pavešić, D. Bauernfeind, and R. Žitko, “Subgap states in superconducting islands,” *Phys. Rev. B* **104**, L241409 (2021).
- ⁴⁸ J. C. Estrada Saldaña, A. Vekris, L. Pavešić, P. Krogstrup, R. Žitko, K. Grove-Rasmussen, and J. Nygård, “Excitations in a superconducting Coulombic energy gap,” *Nat. Commun.* **13**, 2243 (2022).
- ⁴⁹ R. Meservey, P. M. Tedorow, and Peter Fulde, “Magnetic field splitting of the quasiparticle states in superconducting aluminum films,” *Phys. Rev. Lett.* **25**, 1270 (1970).
- ⁵⁰ A. Kadlecová, M. Žonda, and T. Novotný, “Quantum dot attached to superconducting leads: Relation between symmetric and asymmetric coupling,” *Physical Review B* **95** (2017), 10.1103/physrevb.95.195114.
- ⁵¹ L. Yu, “Bound state in superconductors with paramagnetic impurities,” *Acta Phys. Sin.* **21**, 75 (1965).
- ⁵² H. Shiba, “Classical spins in superconductors,” *Prog. Theor. Phys.* **40**, 435 (1968).
- ⁵³ A. I. Rusinov, “Superconductivity near a paramagnetic impurity,” *JETP Lett.* **9**, 85 (1969), *zh. Eksp. Teor. Fiz. Pisma Red.* **9**, 146 (1968).
- ⁵⁴ C. W. J. Beenakker, “Universal limit of critical-current fluctuations in mesoscopic Josephson junctions,” *Physical Review Letters* **67**, 3836–3839 (1991).
- ⁵⁵ R. Žitko and L. Pavešić, “Yu-Shiba-Rusinov states, BCS-BEC crossover, and exact solution in the flat-band limit,” *Physical Review B* **106** (2022).
- ⁵⁶ M. Zgirski, L. Bretheau, Q. Le Masne, H. Pothier, D. Esteve, and C. Urbina, “Evidence for long-lived quasiparticles trapped in superconducting point contacts,” *Physical Review Letters* **106** (2011).
- ⁵⁷ D. Bohm, *Quantum theory* (Prentice-Hall, Inc., 1951).
- ⁵⁸ Demin Yao and Jicong Shi, “Projection operator approach to time-independent perturbation theory in quantum mechanics,” *American Journal of Physics* **68**, 278–281 (2000).
- ⁵⁹ R. Žitko, “SNEG - Mathematica package for symbolic calculations with second-quantization-operator expressions,” *Comp. Phys. Comm.* **182**, 2259 (2011).
- ⁶⁰ Input files for numerical calculations, post-processing scripts, tabulated results, raw figures, and Mathematica notebook for perturbative calculations, available on 10.5281/ZENODO.7437163.
- ⁶¹ C. Janvier, L. Tosi, L. Bretheau, C. O. Girit, M. Stern, P. Bertet, P. Joyez, D. Vion, D. Esteve, M. F. Goffman, H. Pothier, and C. Urbina, “Coherent manipulation of Andreev states in superconducting atomic contacts,” *Science* **349**, 1199 (2015).
- ⁶² M. Hays, G. de Lange, K. Serniak, D. J. van Woerkom, D. Bouman, P. Krogstrup, J. Nygård, A. Geresdi, and M. H. Devoret, “Direct microwave measurement of Andreev-bound-state dynamics in a semiconductor-nanowire Josephson junction,” *Physical Review Letters* **121** (2018).
- ⁶³ Sean Hart, Zheng Cui, Gerbold Ménard, Mingtang Deng, Andrey E. Antipov, Roman M. Lutchyn, Peter Krogstrup, Charles M. Marcus, and Kathryn A. Moler, “Current-phase relations of InAs nanowire Josephson junctions: From interacting to multimode regimes,” *Physical Review B* **100** (2019).
- ⁶⁴ L. Tosi, C. Metzger, M. F. Goffman, C. Urbina, H. Pothier, Sunghun Park, A. Levy Yeyati, J. Nygård, and P. Krogstrup, “Spin-orbit splitting of Andreev states revealed by microwave spectroscopy,” *Physical Review X* **9** (2019).
- ⁶⁵ M. Hays, V. Fatemi, K. Serniak, D. Bouman, S. Diamond, G. de Lange, P. Krogstrup, J. Nygård, A. Geresdi, and M. H. Devoret, “Continuous monitoring of a trapped superconducting spin,” *Nature Physics* **16**, 1103–1107 (2020).
- ⁶⁶ C. Metzger, Sunghun Park, L. Tosi, C. Janvier, A. A. Reynoso, M. F. Goffman, C. Urbina, A. Levy Yeyati, and H. Pothier, “Circuit-QED with phase-biased Josephson weak links,” *Physical Review Research* **3** (2021).
- ⁶⁷ M. Hays, V. Fatemi, D. Bouman, J. Cerrillo, S. Diamond, K. Serniak, T. Connolly, P. Krogstrup, J. Nygård, A. Levy Yeyati, A. Geresdi, and M. H. Devoret, “Coherent manipulation of an Andreev spin qubit,” *Science* **373**, 430–433 (2021).
- ⁶⁸ V. Fatemi, P. D. Kurilovich, M. Hays, D. Bouman, T. Connolly, S. Diamond, N. E. Frattini, V. D. Kurilovich, P. Krogstrup, J. Nygård, A. Geresdi, L. I. Glazman, and M. H. Devoret, “Microwave susceptibility observation of interacting many-body Andreev states,” *arxiv:2112.05624* (2021).
- ⁶⁹ Arno Bargerbos, Marta Pita-Vidal, Rok Žitko, Lukas J. Splitthoff, Lukas Grünhaupt, Jaap J. Wesdorp, Yu Liu, Leo P. Kouwenhoven, Ramón Aguado, Christian Kraglund Andersen, Angela Kou, and Bernard van Heck, “Spectroscopy of spin-split Andreev levels in a quantum dot with superconducting leads,” *arxiv:2208.09314* (2022).
- ⁷⁰ Marta Pita-Vidal, Arno Bargerbos, Rok Žitko, Lukas J. Splitthoff, Lukas Grünhaupt, Jaap J. Wesdorp, Yu Liu, Leo P. Kouwenhoven, Ramón Aguado, Bernard van Heck, Angela Kou, and Christian Kraglund Andersen, “Direct manipulation of a superconducting spin qubit strongly coupled to a transmon qubit,” *arxiv:2208.10094* (2022).
- ⁷¹ A. V. Rozhkov and Daniel P. Arovas, “Josephson coupling through a magnetic impurity,” *Physical Review Letters* **82**, 2788–2791 (1999).
- ⁷² B. Horvatić and V. Zlatić, “Perturbation expansion for the asymmetric Anderson hamiltonian,” *phys. stat. sol.* **99**, 251 (1980).
- ⁷³ B. Horvatić and V. Zlatić, “Perturbation expansion for the asymmetric Anderson hamiltonian ii. General asymmetry,” *phys. stat. sol.* **111**, 65 (1982).
- ⁷⁴ R. Žitko, H. R. Krishnamurthy, and S. Shastry, “Reversal of particle-hole scattering-rate asymmetry in the anderson impurity model,” *Phys. Rev. B* **98**, 161121(R) (2018).
- ⁷⁵ Christian Baumgartner, Lorenz Fuchs, Andreas Costa, Simon Reinhardt, Sergei Gronin, Geoffrey C. Gardner, Tyler Lindemann, Michael J. Manfra, Paulo E. Faria Junior, Denis Kochan, Jaroslav Fabian, Nicola Paradiso, and Christoph Strunk, “Supercurrent rectification and magnetochiral effects in symmetric Josephson junctions,” *Nature Nanotechnology* **17**, 39–44 (2021).

- ⁷⁶ K. Grove-Rasmussen, G. Steffensen, A. Jellinggaard, M. H. Madsen, R. Žitko, J. Paaske, and J. Nygård, “Yu-Shiba-Rusinov screening of spins in double quantum dots,” *Nat. Commun.* **9**, 2376 (2018).
- ⁷⁷ J. C. Estrada Saldaña, A. Vekris, G. Steffensen, R. Žitko, P. Krogstrup, J. Paaske, and K. Grove-Rasmussen J. Nygård, “Supercurrent in a double quantum dot,” *Phys. Rev. Lett.* **121**, 257701 (2018).
- ⁷⁸ P M Tedrow and R Meservey, “Spin-Dependent Tunneling into Ferromagnetic Nickel,” *Physical Review Letters* **26**, 192–195 (1971).
- ⁷⁹ R Meservey and P M Tedrow, “Spin-polarized electron tunneling,” *Physics Reports* **238**, 173–243 (1994).
- ⁸⁰ W.-V. van Gerven Oei, D. Tanasković, and R. Žitko, “Magnetic impurities in spin-split superconductors,” *Phys. Rev. B* **95**, 085115 (2017).
- ⁸¹ Nikolai M. Chtchelkatchev and Yu. V. Nazarov, “Andreev quantum dots for spin manipulation,” *Physical Review Letters* **90** (2003).
- ⁸² B. Béri, J. H. Bardarson, and C. W. J. Beenakker, “Splitting of Andreev levels in a Josephson junction by spin-orbit coupling,” *Physical Review B* **77** (2008).
- ⁸³ C. Padurariu and Yu. V. Nazarov, “Theoretical proposal for superconducting spin qubits,” *Physical Review B* **81** (2010).
- ⁸⁴ Sunghun Park and A. Levy Yeyati, “Andreev spin qubits in multichannel Rashba nanowires,” *Physical Review B* **96** (2017).
- ⁸⁵ Vitaly N. Golovach, Massoud Borhani, and Daniel Loss, “Electric-dipole-induced spin resonance in quantum dots,” *Physical Review B* **74** (2006).
- ⁸⁶ K. C. Nowack, F. H. L. Koppens, Yu. V. Nazarov, and L. M. K. Vandersypen, “Coherent control of a single electron spin with electric fields,” *Science* **318**, 1430–1433 (2007).
- ⁸⁷ M. Pioro-Ladrière, T. Obata, Y. Tokura, Y.-S. Shin, T. Kubo, K. Yoshida, T. Taniyama, and S. Tarucha, “Electrically driven single-electron spin resonance in a slanting Zeeman field,” *Nature Physics* **4**, 776–779 (2008).
- ⁸⁸ S. Nadj-Perge, S. M. Frolov, E. P. A. M. Bakkers, and L. P. Kouwenhoven, “Spin-orbit qubit in a semiconductor nanowire,” *Nature* **468**, 1084–1087 (2010).
- ⁸⁹ J. W. G. van den Berg, S. Nadj-Perge, V. S. Pribiag, S. R. Plissard, E. P. A. M. Bakkers, S. M. Frolov, and L. P. Kouwenhoven, “Fast spin-orbit qubit in an indium antimonide nanowire,” *Physical Review Letters* **110** (2013).
- ⁹⁰ Nathalie P. de Leon, Kohei M. Itoh, Dohun Kim, Karan K. Mehta, Tracy E. Northup, Hanhee Paik, B. S. Palmer, N. Samarth, Sorawis Sangtawesin, and D. W. Steuerman, “Materials challenges and opportunities for quantum computing hardware,” *Science* **372** (2021).
- ⁹¹ M. H. Devoret and R. J. Schoelkopf, “Superconducting circuits for quantum information: An outlook,” *Science* **339**, 1169 (2013).
- ⁹² Morten Kjaergaard, Mollie E. Schwartz, Jochen Braumüller, Philip Krantz, Joel I.-J. Wang, Simon Gustavsson, and William D. Oliver, “Superconducting qubits: Current state of play,” *Annual Review of Condensed Matter Physics* **11**, 369–395 (2020).