

This work has been accepted at the IEEE Symposium Series On Computational Intelligence 2022. Copyright may be transferred without notice, after which this version may no longer be accessible.

Fully Complex-valued Fully Convolutional Multi-feature Fusion Network (FC^2 MFN) for Building Segmentation of InSAR images

Aniruddh Sikdar ^{†1}

Sumanth Udupa ^{†2}

Suresh Sundaram ²

Narasimhan Sundararajan²

¹ Robert Bosch Centre for Cyber-Physical Systems, Indian Institute of Science, Bengaluru, India.

² Department of Aerospace Engineering, Indian Institute of Science, Bengaluru, India.

Abstract—Building segmentation in high-resolution InSAR images is a challenging task that can be useful for large-scale surveillance. Although complex-valued deep learning networks perform better than their real-valued counterparts for complex-valued SAR data, phase information is not retained throughout the network, which causes a loss of information. This paper proposes a Fully Complex-valued, Fully Convolutional Multi-feature Fusion Network (FC^2 MFN) for building semantic segmentation on InSAR images using a novel, fully complex-valued learning scheme. FC^2 MFN learns multi-scale features, performs multi-feature fusion, and has a complex-valued output. For the particularity of complex-valued InSAR data, a new complex-valued pooling layer is proposed that compares complex numbers considering their magnitude and phase. This helps the network retain the phase information even through the pooling layer. Experimental results on the simulated InSAR dataset [1] show that FC^2 MFN achieves better results compared to other state-of-the-art methods in terms of segmentation performance and model complexity.

Index Terms—Semantic segmentation, fully complex-valued convolutional neural network, interferometric synthetic aperture radar (InSAR).

I. INTRODUCTION

Deep learning has made tremendous progress in computer vision-related tasks due to its robust feature representation capability. Semantic segmentation and object detection are helpful for large-scale satellite image surveillance tasks. Using EO sensors for an extended period is not feasible for such applications as they cannot capture important information in all weather and low light conditions. Synthetic Aperture Radar (SAR) images can be used to map the terrain as they can retain information in all weather conditions. The performance of Automatic Target Recognition (ATR) systems can significantly benefit from using SAR images both InSAR and PolSAR, for monitoring the changes in the terrain. Change detection of buildings on the terrain has applications like 3-D modeling, map updating, and urban change monitoring [2]. SAR images are complex-valued data with amplitude and phase components. The amplitude component contains information about the wave that is bounced back to the radar

and depends on the reflectance property of the terrain. The interferometric phase component of an InSAR image contains the height information of the targets and buildings on the terrain [2] [3]. In high-resolution SAR images, scattering properties like shadow, layover, and single scattering carry useful characteristics about the buildings and are reflected in both the amplitude and the interferometric phase of the InSAR image [2]. Semantic segmentation architectures like Unet [4], PSPNet [5], RefineNet [6] and Deeplav3+ [7] have achieved competitive results on optical semantic segmentation benchmark datasets like NYUDv2 [8], PASCAL VOC 2012 [9] and Cityspaces [10]. These networks are termed real-valued networks as they have real-valued weights, real-valued activation functions and real-valued input. Projecting complex-valued InSAR data to the real domain by using only the amplitude as input and discarding the phase information is not an optimal way of learning as the phase contains valuable information regarding the terrain and should be used by these state-of-the-art networks for building segmentation tasks.

Complex-valued deep learning approaches are more effective when dealing with complex-valued data [11]. Chen *et al.* [12] introduced CVCMMFFNet for building semantic segmentation of InSAR images on simulated InSAR building dataset [1]. CVCMMFFNet takes complex-valued InSAR images as input and performs multi-scale and multi-feature fusion. Magnitude operation converts the complex-valued output to the real domain before the final softmax operation, and predictions are made using a real-valued output feature map. The main drawback of projecting the complex-valued data in the real domain is the loss of phase information which is crucial for image reconstruction of complex-valued SAR data.

In this paper, we present a new complex-valued learning scheme for Fully Complex-valued Fully Convolutional Multi-feature Fusion Network (FC^2 MFN) for semantic segmentation on the simulated InSAR dataset [1]. Overall, the main contributions of this paper can be summarized as follows:

(1) A novel fully complex-valued learning scheme is proposed for FC^2 MFN to operate and learn in the complex domain to avoid the loss of phase information using orthogonal decision

[†] Equal contribution of authors.

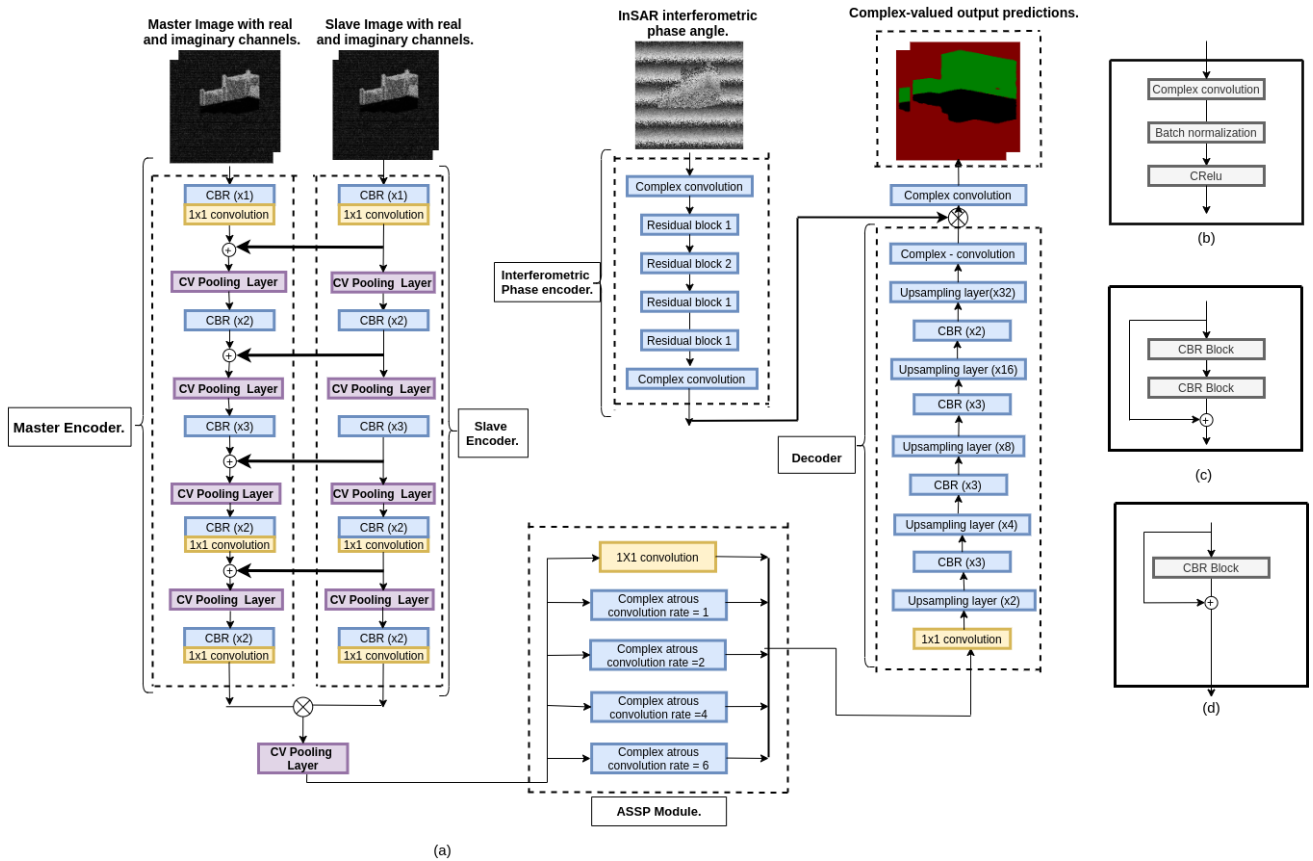


Fig. 1. (a) Network architecture of FC^2MFN with complex-valued (CV) pooling layers. (b) CBR blocks- Complex-valued convolution layer followed by batch normalization and CRelu. The filter size in CBR blocks are 3×3 . (c) Residual block 1. (d) Residual block 2. The output of FC^2MFN is a complex-valued feature map with real and imaginary channels.

boundary theory.

(2) A new complex-valued pooling layer is proposed to compare two complex numbers using the magnitude and the phase information.

(3) FC^2MFN network outperforms other state-of-the-art networks in segmentation performance on the simulated InSAR dataset [1] and is computationally efficient compared to other networks in terms of floating-point operations (FLOPs).

II. RELATED WORK

A. Real-valued semantic segmentation

Convolutional networks have achieved the state of the art results for dense prediction tasks. Fully convolutional network (FCN) proposed by Shelhamer *et al.* [13] is an end-to-end model built to perform segmentation for arbitrary size of the input and map output to the input resolution. A novel skip architecture is proposed with in-network upsampling and multi-layer skip connections to combine fine and coarse layers. The skip connections refine the spatial precision of the output. UNet proposed by Ronneberger *et al.* [4] is used for segmenting medical images in an end-to-end manner from less number of data samples. It is a U-shaped autoencoder with a contracting path to capture context and an expanding path for precise localization. Chen *et al.* [7] proposed Deeplab v3+ for

dense prediction task. It incorporates Atrous Spatial Pyramid Pooling (ASPP) block to capture multi-scale information. It uses depthwise separable convolution in the ASPP block and the decoder to make the network faster. SegNet introduced by Badrinarayanan *et al.* [14] is used for scene understanding applications as it is efficient in terms of memory and inference time. It has a symmetric encoder-decoder structure with a decoder corresponding to each encoder. The decoder performs non-linear upsampling by using the pooling indices stored while performing the max-pooling operation in the encoder.

B. Complex-valued semantic segmentation for SAR

Complex-valued deep learning models are used to perform segmentation tasks when dealing with complex-valued SAR data. Yu *et al.* [15] proposed a lightweight complex-valued DeepLabv3+ for semantic segmentation of PolSAR image to avoid overfitting. Magnitude operation is used to project the complex-valued data to the real domain, and predictions are made using a real-valued feature map. Cao *et al.* [16] used a fully complex-valued network for PolSAR image classification. The softmax function is applied to the output complex-valued feature map to calculate the prediction probability map. Cross-entropy loss function is used to compare the complex-valued predictions with the ground truth labels.

III. METHODOLOGY

In this section, complex-valued convolution operation [17] is explained followed by the newly proposed complex-valued pooling layer and FC^2MFN . Finally, the fully complex-valued learning scheme using orthogonal decision boundary theory and complex-valued loss is explained.

A. Fully Complex-valued Fully Convolutional Multi-feature Fusion Network(FC^2MFN)

1) *Complex-valued convolution operation*: Similar to real-valued 2D convolutional operator, the complex-valued convolution operator is defined for complex-valued weight $\mathbf{W} = W_R + iW_I$ and complex-valued input $\mathbf{I} = I_R + iI_I$ where W_R, W_I, I_R and I_I are real-valued entities [17]. Complex valued convolution is defined as follows,

$$\mathbf{W} * \mathbf{I} = (W_R + iW_I) * (I_R + iI_I) \quad (1)$$

where W_R, W_I denote the real and the imaginary parts of the complex-valued weight, and I_R, I_I denote the real and imaginary parts of the complex-valued input.

2) *Complex-valued Pooling layers*: The pooling layers commonly used in complex-valued deep learning focus only on the amplitude of the complex numbers and discard the phase. To avoid this loss of information, a new pooling layer is proposed that compares complex numbers by considering their magnitude and phase information. Let \mathbf{C} and \mathbf{R} denote

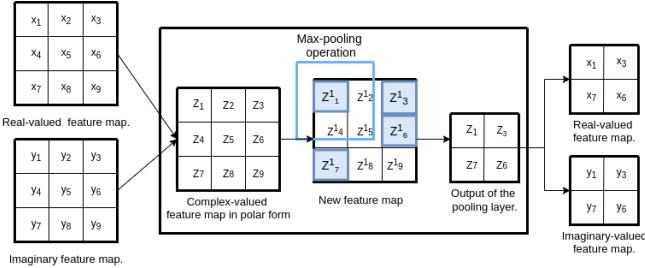


Fig. 2. shows the pooling operation. The complex-valued feature map is the input to the pooling layer. New feature map is constructed using (4). Max-pooling operation is performed on the new feature map, and the output is downsampled. The indices are recorded for upsampling layers.

the complex-valued domain and the real-valued domain respectively. Complex numbers z_1 and z_2 are represented as,

$$\begin{aligned} z_1 &= x_1 + iy_1, & \text{where } x_1, y_1 &\in \mathbf{R} \\ z_2 &= x_2 + iy_2, & \text{where } x_2, y_2 &\in \mathbf{R} \end{aligned} \quad (2)$$

The complex-valued feature maps are converted from cartesian form to the polar form,

$$z = |r|e^{i\theta} \quad (3)$$

where $r = \sqrt{x^2 + y^2}$ and $\theta = \arctan(\frac{y}{x})$. The complex-numbers z_1 and z_2 are converted to z_1^1 and z_2^1

using the following equations,¹

$$\begin{aligned} z_1^1 &= \begin{cases} |r_1|^2 + \frac{1}{|r_1|^2} + 2 \cdot \cos(2\theta_1), & |r_1| > \delta \\ |r_1|^2 + 2 \cdot \cos(2\theta_1), & \text{otherwise.} \end{cases} \quad (4) \\ z_2^1 &= \begin{cases} |r_2|^2 + \frac{1}{|r_2|^2} + 2 \cdot \cos(2\theta_2), & |r_2| > \delta \\ |r_2|^2 + 2 \cdot \cos(2\theta_2), & \text{otherwise.} \end{cases} \end{aligned}$$

where δ can be tuned manually and is used for numerical stability. The max-pooling operation computes the maximum of z_1 and z_2 as follows:

$$\max(z_1, z_2) = \begin{cases} z_1 & \text{if } z_1^1 > z_2^1 \\ z_2 & \text{if } z_1^1 < z_2^1 \end{cases} \quad (5)$$

The input to the pooling layer is the complex-valued feature map in cartesian form. The feature map is first converted to polar form as shown in Fig.2. Each element of the feature map is updated using (4), and a new feature map is constructed. Max-pooling operation is performed on this new feature map. The recorded indices are used to downsample the real and imaginary feature maps.

3) *Network architecture*: FC^2MFN is an extension of CVCMMFFNet [2]. It has an encoder-decoder structure connected by the Atrous Spatial Pyramid Pooling (ASPP) block [7], as shown in Fig.1(a). The network has three inputs - master and slave SAR image and their interferometric phase angle. The master and slave SAR images are two channeled inputs with real and imaginary components. The interferometric phase angle is a single channel real-valued input.

The input data is forward propagated through the encoders. Complex-valued convolutional layers and pooling layers are used to downsample the feature maps. The master and slave encoders follow a similar structure of VGG-16 [18], but without some of the convolutional layers, as shown in Fig.1(a). The phase encoder is different from the master and slave encoder and has complex-valued residual blocks, as shown in Fig.1(c) and Fig.1(d). All components of FC^2MFN are complex-valued components. The CBR blocks consist of three layers - complex valued convolution layer, followed by batch normalization and CRelu [17], as shown in Fig.1(b). As the master and slave images are strongly correlated, their features are fused in the master channel of the encoder. The features of the interferometric phase angle are fused with the output of the decoder as the phase features are not strongly correlated with the master and slave features [12]. Since pooling layers are computationally expensive, pointwise convolutional layers [19] are introduced in the master and slave encoders. The downsampled feature maps from the encoder are the input to the ASSP block. The ASSP block assists the network in countering the multi-scale issue. It contains four atrous separable convolutional layers with different dilation rates and one 1x1 convolutional layer. The output of all layers are concatenated and fed to the decoder. The decoder block used in FC^2MFN is similar to the one proposed in CVCMMFFNet [12], but it is fully complex-valued. The low-resolution feature

¹Detailed derivation for the pooling layer can be found in the supplementary material.

maps are upsampled to higher-resolution feature maps in the decoder using the pooling indices of the complex-valued pooling recorded in the encoder. The output is a complex-valued feature map with real and imaginary channels.

B. Fully complex-valued learning

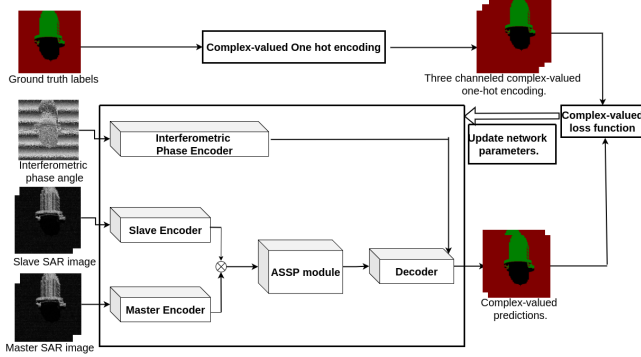


Fig. 3. Block diagram of fully complex-valued training scheme. The labels are converted to complex-domain via one-hot encoding. The output predictions of FC^2MFN is compared with the labels using complex-valued loss function.

1) *Complex-valued one hot encoding*: To compare with the complex-valued predictions, the real-valued ground truth labels are one-hot encoded to complex-valued labels, as shown in Fig.3. Let $\{(x_1, c_1), (x_2, c_2) \dots (x_t, c_t) \dots (x_n, c_n)\}$ be the data samples, where x_t represents the t-th input data sample and c_t represents its corresponding label [20]. For the label c_t of the t-th sample, one-hot encoding $y_k^t = \{y_1^t, y_2^t, \dots, y_k^t \dots y_n^t\}$ is as follows:

$$y_k^t = \begin{cases} 1 + i, & \text{if } c_t = k \\ -1 - i, & \text{otherwise.} \end{cases}$$

2) *Orthogonal boundary theory*: Decision boundary of a fully complex-valued neural network consists of two hypersurfaces - real and imaginary [11]. If the activation function used in the network satisfies the Cauchy–Riemann equations, then these hypersurfaces are orthogonal to each other (lemma 6.1 [20], [21]). The real and imaginary hypersurfaces of a network with CRelu activation function are orthogonal to each other as Crelu satisfies Cauchy–Riemann equations [17]. The ground truth labels are one hot encoded to the complex-domain in the output feature space. The real or imaginary hypersurface is sufficient to classify the on and off values of the one-hot encoded labels and train the network. Using orthogonal decision boundary theory, the ground truth labels can be directly compared with the real-channel of the complex-valued output feature map to compute accuracy and other task-specific performance metrics.

3) *Complex-valued loss function*: A new loss function is proposed to train FC^2MFN in the complex-domain [20]. The loss function computes the error between one hot encoded labels and the predictions. This helps the phase information be preserved and considered when updating the network parameters. The complex-valued loss e is given by ,

$$e = \{ (y_i^t) - (\hat{y}_i^t), \quad (6)$$

where (y_i^t) is the complex-valued one hot encoding and (\hat{y}_i^t) is the complex-valued predictions.

Complex-valued cost functions are not used as loss functions due to lack of ordering in the complex-domain [22]. Real-valued loss function E is defined as the product of complex-valued loss e and its complex conjugate [23],

$$E = \frac{1}{2n} (e^H)(e), \quad (7)$$

where n is the number of data points. The labels are one hot encoded into a three-channeled feature map as there are three ground truth labels in the simulated InSAR dataset [1]. The output of FC^2MFN is also a three-channeled complex-valued feature map. The proposed loss function is used to compare the two and train the network.

IV. PERFORMANCE EVALUATION OF FC^2MFN

In this section, the justifications for using FC^2MFN for semantic segmentation on the InSAR dataset [1], [2] are presented. Before proceeding with the results, the details about the InSAR dataset are first described in section 4.1. In section 4.2, the effectiveness of the new fully complex-valued learning scheme is shown by evaluating the segmentation performance with other state of the art methods like UNet [4], SegNet [24], Deeplab v3+ [7] and CVCMMFFNet [12]. FC^2MFN is trained on the NVIDIA RTX 2080 Ti GPU for 100 epochs (10k iterations) with a batch size of 2. The network is implemented in Tensorflow and trained using the Adam optimizer [25] with a learning rate of 1e-5.

A. Dataset description




Fig. 4. Data sample from the InSAR dataset. Each sample has a master and slave image along with their corresponding interferometric phase angle. The ground truth labels with their corresponding colors as shown in Table III.

The dataset used in this study is the high-resolution synthetically generated InSAR dataset [1] [12]. When building segmentation is performed using SAR, the scattering phenomena like layover, single scattering, and shadow are important characteristics. The dataset is synthetically generated using these characteristics. Table III shows the ground truth labels and their corresponding color codes. Fig.4 shows a data sample from the simulated InSAR building dataset. Each data sample contains a master and slave SAR image, their corresponding interferometric phase, and the ground truth label. The dataset has 312 SAR image pairs. The training set has 216 data samples, and the test set has 96 data samples. The size of the image is 256x256.

TABLE I
COMPARISON OF CLASS-WISE SEGMENTATION PERFORMANCE OF FC^2 MFN WITH STATE OF THE ART MODELS.

Method	IoU of shadow(%)	IoU of ground(%)	IoU of layover(%)	Mean IOU(%)
UNet	89.74	92.57	88.47	90.26
SegNet	76.50	81.30	66.99	74.93
RefineNet	89.69	94.34	88.35	90.79
PSPNet	81.72	91.97	80.09	84.60
Deeplabv3+	94.01	96.43	92.86	94.43
CVCMMFFNet	94.76	97.24	96.12	96.04
FC^2 MFN	98.074	99.44	98.01	98.508

TABLE II
ABLATION STUDY OF FULLY COMPLEX-VALUED FC^2 MFN WITH REAL VALUED(RV) AND COMPLEX-VALUED(CV) NETWORKS.

Method	OA(%)	MPA(%)	Test loss	IoU of shadow(%)	IoU of ground(%)	IoU of layover(%)	Mean IOU(%)
SegNet	88.3	77.6	0.355	76.5	81.3	67.0	74.9
SegNet+ASSP	91.1	81.5	0.318	87.1	76.5	71.3	78.3
CV-SegNet	96.6	94.1	0.208	91.3	95.1	86.3	90.9
CV-SegNet+ASSP	97.1	95.3	0.203	92.5	95.8	85.8	91.4
CV-DeepLabv3+	98.3	97.2	0.177	94.2	97.7	95.2	95.7
CVCMMFFNet	98.5	97.9	0.169	94.8	97.2	96.1	96.0
FC^2 MFN	99.48	99.39	0.0550	98.074	99.44	98.01	98.508

TABLE III
GROUND TRUTH LABELS AND THEIR COLOR MARK.

Labels	Scattering property	Color mark
0	Shadow	Black
1	Ground	Red
2	Layover	Green

B. Semantic segmentation results

The segmentation performance of FC^2 MFN is compared with other state-of-the-art networks. The input to real-valued networks is the amplitude of the master and slave SAR image and the interferometric phase angle. For evaluating segmentation performance, overall accuracy and Intersection over Union are used. Overall accuracy is defined as the ratio of correctly classified pixels and the total number of pixels. Intersection over Union(IoU) is the ratio of intersection of ground truth labels with the predicted output and their union. In Table I, the class-wise performance of FC^2 MFN is compared with other segmentation networks by measuring the Intersection over Union(IoU) of all the three classes and their mean(Mean IoU). FC^2 MFN outperforms other networks for the classification of each class and the mean IoU. Comparing FC^2 MFN with CVCMMFFNet, the IoU of shadow, ground and layover increases by **3.49%**, **2.262%** and **1.966%** respectively. The Mean IoU increases by **31.46%** compared to SegNet and by **4.318%** compared to Deeplabv3+. The Mean IoU increases by **2.5697%** compared to CVCMMFFNet.

Ablation study of complex-valued learning is given in Table II. Real, complex-valued, and fully complex-valued networks are compared based on overall accuracy(OA), mean pixel accuracy(MPA), and IoUs of different classes. CV-SegNet, CV-SegNet+ASSP, CV-Deeplabv3+, and CVCMMFFNet are termed complex-valued networks as the complex-valued data

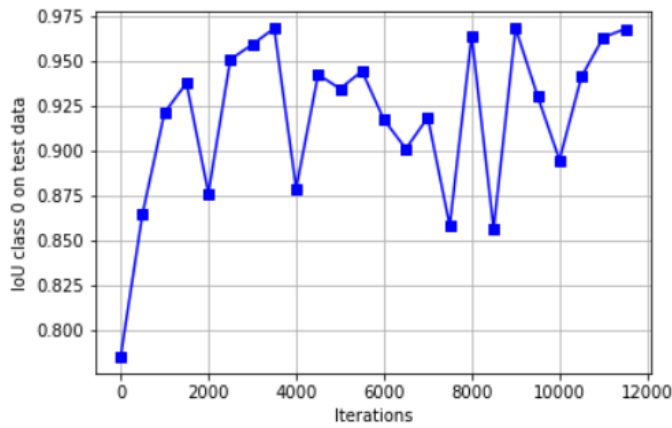
is projected in the real domain, and predictions are made using a real-valued output feature map. FC^2 MFN is a fully complex-valued network as the output is a complex-valued entity. Predictions are made using the real channel of the complex-valued output feature map. Complex valued-networks (CV-networks) perform better than real-valued networks as shown in the table. Fully complex-valued network (FC^2 MFN) outperforms both in all the metrics. The mean pixel accuracy (MPA) of FC^2 MFN increases by **1.521%** compared to CVCMMFFNet. Results from Table I and II suggest that retaining the complex-valued data throughout the network is a better approach for semantic segmentation of complex-valued InSAR input.

Overall test accuracy and IoU of class 0 of FC^2 MFN is shown in Fig.5. FC^2 MFN achieves high accuracy from the beginning without using any specific kind of pre-training or complex-valued weight initialization [17] and has a smooth convergence. Similar results are observed for classes 1 and 2.

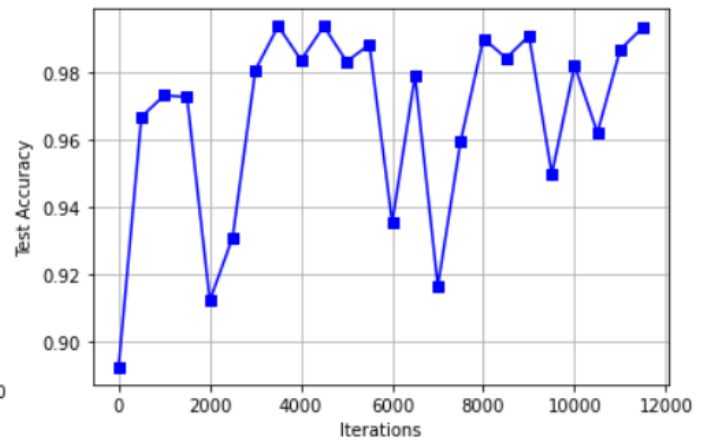
The image reconstructions of FC^2 MFN are shown in Fig.6. The master SAR image and ground truth label of some samples from the dataset are shown in Fig.6 (a,c). The predictions made by FC^2 MFN are shown in Fig.6 (b).These predictions are accurate and comparable to the ground truth labels.

C. Model evaluation

In Table IV, the models are evaluated based on floating-point operations(FLOPs), number of parameters(in millions) and model size in megabytes(MB). CVCMMFFNet is a complex-valued network(CV), and FC^2 MFN is a fully complex-valued network. All other networks are real-valued networks. Although FC^2 MFN has higher FLOPs and more parameters than UNet, SegNet, and PSPNet, as seen in table 4, its segmentation performance is much higher. FC^2 MFN has **3.227%** lower FLOPs and **12.148%** lesser number of parameters compared to CVCMMFFNet. This shows that FC^2 MFN



(a)



(b)

Fig. 5. Performance curves of FC^2MFN on test data. (a) Intersection over Union(IoU) of class 0. (b) Overall accuracy.




Fig. 6. Image reconstructions of FC^2MFN are shown. The reconstructions are very similar to ground truth labels.

has a lower model complexity than CVCMMFFNet and is more computationally efficient in terms of FLOPs.

V. CONCLUSION

In this paper, a fully complex-valued fully convolutional multi-feature fusion network for building semantic segmentation of InSAR images has been proposed. To deal with the particularity of complex-valued InSAR images, a novel, fully complex-valued learning scheme is used to train the network entirely in the complex domain without the need to project the data in the real domain using a complex-valued loss and complex-valued one-hot encoded labels. To compare complex

TABLE IV
MODEL EVALUATION OF SEGMENTATION NETWORKS.

Name	Type	FLOPs	Number of parameters(M)	Model size (MB)
UNet	RV	31.023M	31.033	121.328
SegNet	RV	0.418T	29.429	115.019
RefineNet	RV	1.461T	120.365	470.723
PSPNet	RV	2.465M	2.408	9.817
Deeplabv3+	RV	2.340T	118.782	464.142
CVCMMFFNet	CV	1.89T	84.150	328.753
FC^2MFN	Fully Complex	1.82T	73.927	280

The number of parameters are in millions (M).

numbers in a fairer sense, complex-valued pooling has been proposed, which helps preserve the representation of complex numbers and helps the network learn better in the complex domain. FC^2MFN performs multi-scale feature fusion and multi-channel feature fusion in a united framework and is evaluated on the simulated InSAR dataset [1]. Experiments show that the proposed network outperforms state-of-the-art networks like UNet, SegNet, RefineNet, DeepLabv3+, and CVCMMFFNet.

REFERENCES

- [1] J. Chen, "Simulated insar building dataset for cvcmff net," 2020. [Online]. Available: <https://dx.doi.org/10.21227/2csm-3723>
- [2] J. Chen, X. Qiu, C. Ding, and Y. Wu, "Cvcmmff net: Complex-valued convolutional and multifeature fusion network for building semantic segmentation of insar images," *IEEE Transactions on Geoscience and Remote Sensing*, vol. 60, pp. 1–14, 2021.
- [3] D. Raoucoules, C. Colesanti, and C. Carnec, "Use of sar interferometry for detecting and assessing ground subsidence," *Comptes Rendus Geoscience*, vol. 339, no. 5, pp. 289–302, 2007. [Online]. Available: <https://www.sciencedirect.com/science/article/pii/S1631071307000296>
- [4] O. Ronneberger, P. Fischer, and T. Brox, "U-net: Convolutional networks for biomedical image segmentation," *CoRR*, vol. abs/1505.04597, 2015. [Online]. Available: <http://arxiv.org/abs/1505.04597>
- [5] H. Zhao, J. Shi, X. Qi, X. Wang, and J. Jia, "Pyramid scene parsing network," in *Proceedings of the IEEE conference on computer vision and pattern recognition*, 2017, pp. 2881–2890.

- [6] G. Lin, A. Milan, C. Shen, and I. Reid, "Refinenet: Multi-path refinement networks for high-resolution semantic segmentation," in *Proceedings of the IEEE conference on computer vision and pattern recognition*, 2017, pp. 1925–1934.
- [7] L. Chen, Y. Zhu, G. Papandreou, F. Schroff, and H. Adam, "Encoder-decoder with atrous separable convolution for semantic image segmentation," *CoRR*, vol. abs/1802.02611, 2018. [Online]. Available: <http://arxiv.org/abs/1802.02611>
- [8] P. K. Nathan Silberman, Derek Hoiem and R. Fergus, "Indoor segmentation and support inference from rgb-d images," in *ECCV*, 2012.
- [9] M. Everingham, S. M. A. Eslami, L. Van Gool, C. K. I. Williams, J. Winn, and A. Zisserman, "The pascal visual object classes challenge: A retrospective," *International Journal of Computer Vision*, vol. 111, no. 1, pp. 98–136, Jan. 2015.
- [10] M. Cordts, M. Omran, S. Ramos, T. Scharwächter, M.ENZWEILER, R. Benenson, U. Franke, S. Roth, and B. Schiele, "The cityscapes dataset," in *CVPR Workshop on the Future of Datasets in Vision*, vol. 2, 2015.
- [11] T. Nitta, "Orthogonality of decision boundaries in complex-valued neural networks," *Neural Computation*, vol. 16, no. 1, pp. 73–97, 2004.
- [12] J. Chen, X. Qiu, C. Ding, and Y. Wu, "Cvcmff net: Complex-valued convolutional and multifeature fusion network for building semantic segmentation of insar images," *IEEE Transactions on Geoscience and Remote Sensing*, vol. 60, pp. 1–14, 2022.
- [13] J. Long, E. Shelhamer, and T. Darrell, "Fully convolutional networks for semantic segmentation," 2015.
- [14] V. Badrinarayanan, A. Kendall, and R. Cipolla, "Segnet: A deep convolutional encoder-decoder architecture for image segmentation," *IEEE transactions on pattern analysis and machine intelligence*, vol. 39, no. 12, pp. 2481–2495, 2017.
- [15] L. Yu, Z. Zeng, A. Liu, X. Xie, H. Wang, F. Xu, and W. Hong, "A lightweight complex-valued deeplabv3+ for semantic segmentation of polsar image," *IEEE Journal of Selected Topics in Applied Earth Observations and Remote Sensing*, 2022.
- [16] Y. Cao, Y. Wu, P. Zhang, W. Liang, and M. Li, "Pixel-wise polsar image classification via a novel complex-valued deep fully convolutional network," *Remote Sensing*, vol. 11, no. 22, p. 2653, 2019.
- [17] C. Trabelsi, O. Bilaniuk, D. Serdyuk, S. Subramanian, J. F. Santos, S. Mehri, N. Rostamzadeh, Y. Bengio, and C. J. Pal, "Deep complex networks," *CoRR*, vol. abs/1705.09792, 2017. [Online]. Available: <http://arxiv.org/abs/1705.09792>
- [18] K. Simonyan and A. Zisserman, "Very deep convolutional networks for large-scale image recognition," in *International Conference on Learning Representations*, 2015.
- [19] M. Lin, Q. Chen, and S. Yan, "Network in network," 2014.
- [20] S. Suresh, N. Sundararajan, and R. Savitha, *Circular Complex-valued Extreme Learning Machine Classifier*. Berlin, Heidelberg: Springer Berlin Heidelberg, 2013, pp. 109–123.
- [21] R. Savitha, S. Suresh, and N. Sundararajan, "Projection-based fast learning fully complex-valued relaxation neural network," *IEEE Transactions on Neural Networks and Learning Systems*, vol. 24, no. 4, pp. 529–541, 2013.
- [22] R. F. H. Fischer, *Appendix A: Wirtinger Calculus*, 2002, pp. 405–413.
- [23] S. Suresh, N. Sundararajan, and R. Savitha, *Fully Complex-valued Multi Layer Perceptron Networks*. Berlin, Heidelberg: Springer Berlin Heidelberg, 2013, pp. 31–47.
- [24] V. Badrinarayanan, A. Kendall, and R. Cipolla, "Segnet: A deep convolutional encoder-decoder architecture for image segmentation," 2016.
- [25] D. P. Kingma and J. Ba, "Adam: A method for stochastic optimization," in *3rd International Conference on Learning Representations, ICLR 2015, San Diego, CA, USA, May 7-9, 2015, Conference Track Proceedings*, Y. Bengio and Y. LeCun, Eds., 2015. [Online]. Available: <http://arxiv.org/abs/1412.6980>

A APPENDIX

A. Derivation of pooling layer.

Let \mathbf{C} and \mathbf{R} denote the complex-valued domain and the real-valued domain respectively. Complex numbers z_1 and z_2

are represented as,

$$\begin{aligned} z_1 &= x_1 + iy_1, & \text{where } x_1, y_1 \in \mathbf{R} \\ z_2 &= x_2 + iy_2, & \text{where } x_2, y_2 \in \mathbf{R} \end{aligned} \quad (8)$$

The complex-valued feature maps are converted from cartesian form to the polar form,

$$z = |r| \cdot e^{i\theta} = |r| \cdot (\cos(\theta) + i \cdot \sin(\theta)), \quad (9)$$

$$\frac{1}{z} = \frac{1}{|r|} e^{-i\theta} = \frac{1}{|r|} \cdot (\cos(\theta) - i \cdot \sin(\theta)), \quad (10)$$

where $r = \sqrt{x^2 + y^2}$ and $\theta = \arctan(\frac{y}{x})$. As the pooling layer is always applied after CRELU, the operation is always constrained to the first quadrant of the complex-plane, i.e, $\theta \in [0, \pi/2]$.

To consider to the phase information. we take the square of magnitude of complex number z and its inverse,

$$\begin{aligned} z^1 &= |z + \frac{1}{z}|^2 \\ &= \left| |r| \cdot (\cos(\theta) + i \cdot \sin(\theta)) + \frac{1}{|r|} \cdot (\cos(\theta) - i \cdot \sin(\theta)) \right|^2 \\ &= \left| |r| \cdot \cos(\theta) + i \cdot |r| \cdot \sin(\theta) + \frac{1}{|r|} \cos(\theta) - i \cdot \frac{1}{|r|} \sin(\theta) \right|^2 \\ &= \left| \left(|r| + \frac{1}{|r|} \right) \cdot \cos(\theta) + i \cdot \left(|r| - \frac{1}{|r|} \right) \cdot \sin(\theta) \right|^2 \\ &= \left(|r| \cdot \cos(\theta) + \frac{1}{|r|} \cdot \cos(\theta) \right)^2 + \left(|r| \cdot \sin(\theta) - \frac{1}{|r|} \cdot \sin(\theta) \right)^2 \\ &= |r|^2 \cdot \cos^2(\theta) + 2 \cdot \cos^2(\theta) + \frac{1}{|r|^2} \cdot \cos^2(\theta) \\ &\quad + |r|^2 \cdot \sin^2(\theta) - 2 \cdot \sin^2(\theta) + \frac{1}{|r|^2} \cdot \sin^2(\theta) \\ &= \left(|r|^2 + \frac{1}{|r|^2} \right) \cdot \cos^2(\theta) + \left(|r|^2 + \frac{1}{|r|^2} \right) \cdot \sin^2(\theta) \\ &\quad + 2 \cdot \cos^2(\theta) - 2 \cdot \sin^2(\theta) \\ &= \left(|r|^2 + \frac{1}{|r|^2} \right) (\cos^2(\theta) + \sin^2(\theta)) \\ &\quad + 2 \cdot (\cos^2(\theta) - \sin^2(\theta)) \\ &= \left(|r|^2 + \frac{1}{|r|^2} \right) (\cos^2(\theta) + \sin^2(\theta)) + 2 \cdot \cos(2\theta) \\ &= \left(|r|^2 + \frac{1}{|r|^2} \right) + 2 \cdot \cos(2\theta) \end{aligned} \quad (11)$$

Eq. (11) is modified to (12) using hyperparameter δ , mainly so that numbers with small radial components do not result in high likelihood of being chosen and for numerical stability.

$$z^1 = \begin{cases} |r_1|^2 + \frac{1}{|r_1|^2} + 2 \cdot \cos(2\theta_1), & |r_1| > \delta \\ |r_1|^2 + 2 \cdot \cos(2\theta_1), & \text{otherwise.} \end{cases} \quad (12)$$

Using (12), the feature maps are updated from z to z^1 and max-pooling operation is performed on the updated feature maps.