

Novel Conservative Methods for Adaptive Force Softening in Collisionless and Multi-Species N -Body Simulations

Philip F. Hopkins¹, Ethan O. Nadler^{2,3}, Michael Y. Grudić², Xuejian Shen¹, Isabel Sands¹, & Fangzhou Jiang^{1,2}

¹ *TAPIR, Mailcode 350-17, California Institute of Technology, Pasadena, CA 91125, USA. E-mail: phopkins@caltech.edu*

² *Carnegie Observatories, 813 Santa Barbara Street, Pasadena, CA 91101, USA*

³ *Department of Physics & Astronomy, University of Southern California, Los Angeles, CA, 90007, USA*

ABSTRACT

Modeling self-gravity of collisionless fluids (e.g. ensembles of dark matter, stars, black holes, dust, planetary bodies) in simulations is challenging and requires some force softening. It is often desirable to allow softenings to evolve adaptively, in any high-dynamic range simulation, but this poses unique challenges of consistency, conservation, and accuracy, especially in multi-physics simulations where species with different “softening laws” may interact. We therefore derive a generalized form of the energy-and-momentum conserving gravitational equations of motion, applicable to arbitrary rules used to determine the force softening, together with consistent associated timestep criteria, interaction terms between species with different softening laws, and arbitrary maximum/minimum softenings. We also derive new methods to maintain better accuracy and conservation when symmetrizing forces between particles. We review and extend previously-discussed adaptive softening schemes based on the local neighbor particle density, and present several new schemes for scaling the softening with properties of the gravitational field, i.e. the potential or acceleration or tidal tensor. We show that the ‘tidal softening’ scheme not only represents a physically-motivated, translation and Galilean invariant and equivalence-principle respecting (and therefore conservative) method, but imposes negligible timestep or other computational penalties, ensures that pairwise two-body scattering is small compared to smooth background forces, and can resolve outstanding challenges in properly capturing tidal disruption of substructures (minimizing artificial destruction) while also avoiding excessive N -body heating. We make all of this public in the GIZMO code.

Key words: methods: numerical — gravitation — stars: kinematics and dynamics — galaxies: kinematics and dynamics — hydrodynamics — planets and satellites: dynamical evolution and stability — cosmology: theory

1 INTRODUCTION

Gravitational dynamics are ubiquitous across astrophysics and are commonly studied via numerical simulations. In a huge variety of astrophysical contexts, including e.g. cosmology, galaxy formation, stellar dynamics, star formation, dark matter physics, dust and particulate dynamics, planetesimal and planet formation and dynamics, it is often necessary to evolve the gravitational dynamics and self-gravity of collisionless or weakly-collisional fluids. These are systems where the effective collisional mean free paths are large compared to the resolution scale, and where the number of true micro-physical bodies (e.g. $10^{60} - 10^{90}$ dark matter particles, in a cosmological simulation) is larger than the number of resolution elements, so each represents many micro-particles. In this limit one should, of course, evolve the full six-dimensional phase-space distribution function $f(\mathbf{x}, \mathbf{v}, t)$ in time (Cheng & Knorr 1976; Sonnendrücker et al. 1999; Binney & Tremaine 1987; Weinberg & Katz 2007; Mitchell et al. 2013). But in most astrophysical applications noted above, this would be prohibitively computationally expensive for all but highly idealized or specialized problems (see e.g. Filbet et al. 2001; Abel et al. 2012; Hahn et al. 2013; Yoshikawa et al. 2013; Colombi & Tوما 2014; Sousbie & Colombi 2016; Mocz & Succi 2017; Tanaka et al. 2017).

Instead, by far the most common approach is to evolve the gravitational dynamics of these collisionless fluids via standard, computationally efficient and extremely well-studied N -body methods (Hernquist & Katz 1989; Hernquist & Barnes 1990; Makino & Aarseth 1992; Aarseth 2003), formally making the gravity solver a Monte Carlo method. But in this case, preventing numerical divergences and catastrophically large errors or short timesteps, as well as ensuring physical behavior of the underlying system necessitates introducing some *ad-hoc* force softening (Dyer & Ip 1993; Earn & Sellwood 1995; Merritt 1996; Melott et al. 1997; Kravtsov et al. 1997; Steinmetz & White 1997; Romeo 1998; Athanassoula et al.

2000; Dehnen 2001; Binney 2004; Dehnen & Read 2011; Iannuzzi & Athanassoula 2013; Zhang et al. 2019). While it has been recognized for decades that such softening terms for collisionless fluids in N -body methods cannot be derived strictly self-consistently, there are still commonly desired goals of such a method (discussed in the references above): namely that it should retain all the symmetries and conservation laws of the underlying system (e.g. be translation and Galilean and gauge-invariant, conserve momentum and energy and respect the equivalence principle, represent a positive-definite mass-energy density); it should minimize “two body” scattering (the energy/momentum scattering between two particles on close approach should be small compared to the collective background forces); it should be computationally efficient; and it should (ideally) be at least somewhat related to the physical distribution function (e.g. the “extent” or domain of softening, and resulting forces, should not be unphysical or wildly different from a reasonable model for the spatial extent and true forces of the matter represented by an N -body particle).

In practice it is challenging to satisfy all of these conditions. In simulations with large dynamic range, softenings fixed in time, while still the most common approach for collisionless fluids and easy to discretize in a manner satisfying the first condition, cannot adapt in different local environments as needed to satisfy the latter three conditions (except in some sort of global-average or median sense; see e.g. Romeo 1998; Athanassoula et al. 2000; Dehnen 2001). A huge variety of “adaptive force softening” schemes have therefore been proposed in the literature, in which softening parameters (e.g. a softening length h) for a given particle can evolve (for some examples, see Silverman 1986; Hernquist & Katz 1989; Merritt 1996; Dehnen 2001). For some time, these had serious problems with energy and phase space conservation, but Price & Monaghan (2007) and others (Springel 2010; Iannuzzi & Dolag 2011; Barnes 2012; Hopkins 2015; Hopkins et al. 2018) subsequently showed how conservative forms of the equations-of-motion could be de-

rived for a small number of *specific* schemes for setting h . But those specific schemes, while widely used for the gravitational dynamics of *collisional* fluids where a self-consistent softening can be rigorously defined, have limitations that have largely restricted their use for collisionless fluid N -body dynamics.

In this paper, we therefore revisit this question and derive a fully-general family of consistent, conservative equations of motion for arbitrary schemes to define force softening in simulations with collisionless components (§ 2). We provide a number of concrete examples, and introduce several novel schemes, including one in particular based on the gravitational tidal tensor, which appear to avoid all of the major difficulties that have been cited for applications of previous schemes to collisionless fluids (§ 3). We show how maximum and minimum softenings (often necessary) can be self-consistently included in these formulations (§ 4), and derive timestep criteria for any such scheme needed to ensure stability and accuracy (§ 5). We derive a general formulation for how to handle “mixed” interactions between two different species which obey *different* softening rules, crucial for modern multi-physics simulations (§ 6). We discuss different schemes to symmetrize the softened potential and derive a new scheme which ensures correct physical behaviors in situations with highly-unequal softenings between neighbor particles (§ 7). We discuss various choices for the functional form of softening (§ 8), computational expense (§ 9), summarize advantages of different choices (§ 10), test these different choices and examine their effects in commonly-studied applications to cosmological dark matter simulations (§ 11), and conclude in § 12. In the Appendices we discuss subtleties of cross-application of the results here to cases where $f(\mathbf{x}, \mathbf{v}, t)$ is evolved (e.g. fluid dynamics; § A) and of the “self” potential terms (§ B), give some estimates for reasonable normalization of the tidal schemes (§ C), and provide some additional tests (§ D). We make public a modular implementation of these methods in the GIZMO¹ code (Hopkins 2015).

2 DERIVATION

A collisionless (noting for now that we neglect gas), non-relativistic system of some arbitrarily large number ($N_{\text{true}} \gg 1$ per macroscopic “resolution element”) of spatially compact masses in D dimensions is described by the distribution function $f = \sum_s f_s(\mathbf{x}, \mathbf{v}, t, s)$ where s denotes different species, which obeys the Vlasov-Poisson equations: $\partial_t f_s + \mathbf{v} \cdot \partial_{\mathbf{x}} f_s - (\partial_{\mathbf{x}} \Phi) \cdot \partial_{\mathbf{v}} f_s = 0$, in terms of time t , coordinate position \mathbf{x} , velocity $\mathbf{v} = \dot{\mathbf{x}} = d_t \mathbf{x}$, and gravitational potential Φ defined by $\nabla_{\mathbf{x}}^2 \Phi = 4\pi G \sum_s \int f_s d^D \mathbf{v}$. This is equivalent to a Lagrangian

$$\mathcal{L} \equiv \sum_s \int d^D \mathbf{x} d^D \mathbf{v} f_s \left(\frac{1}{2} \mathbf{v} \cdot \mathbf{v} - \Phi \right) \quad (1)$$

with $\Phi = \Phi(\mathbf{x}, t) = \sum_s \int d^D \mathbf{x}' d^D \mathbf{v}' G f_s(\mathbf{x}', \mathbf{v}', t) / |\mathbf{x} - \mathbf{x}'|$.

Now we discretize this into a system of N discrete N -body elements or “particles” in our simulation each with *total* N -body particle mass m_b , giving:

$$\mathcal{L} \equiv \sum_{b=1}^N m_b \frac{\mathbf{v}_b \cdot \mathbf{v}_b}{2} + \sum_{b=1}^N \sum_{c>b}^N m_b m_c \tilde{\phi}_{bc}(\mathbf{x}_b - \mathbf{x}_c, h_b, h_c) \quad (2)$$

with $\mathbf{v}_b = \dot{\mathbf{x}}_b$. This is the starting point for essentially *all* N -body gravity methods, regardless of whether the equations are solved via tree, particle-mesh, multipole, or other numerical methods. What matters is that we have already made the “Monte Carlo” approximation: Eq. 2 arises via approximating the distribution function (DF)

$f_s(\mathbf{x}, \mathbf{v}) \rightarrow \sum_b m_b \delta(\mathbf{x} - \mathbf{x}_b, \mathbf{v} - \mathbf{v}_b)$.² So the only strictly internally consistent definition of the function $\tilde{\phi}$ is the Keplerian (point-mass) $\tilde{\phi}_{bc} = G/|\mathbf{x}_b - \mathbf{x}_c|$. Nevertheless, for the usual reasons in § 1, we will *ad-hoc* introduce “softened” gravity, via the function $\tilde{\phi}_{bc}$ which depends on some “softening parameter” h .

We do not need to specify the form of $\tilde{\phi}$ yet, but in order to ensure it is both physically and numerically well-behaved $\tilde{\phi}_{bc}$ must be (a) finite, (b) sufficiently smooth (have continuous and smooth third derivatives or higher, equivalent to a smooth and differentiable f_s), (c) exactly Keplerian (and independent of h) at sufficiently large values of $|\mathbf{x}_b - \mathbf{x}_c|/h$ (the “exactly” part here is equivalent to the statement that the non-Keplerian portion of $\tilde{\phi}$ has compact support), (d) spherically symmetric (depending just on $|\mathbf{x}_b - \mathbf{x}_c|$), and (e) translationally symmetric, i.e. $\tilde{\phi}_{bc} = \tilde{\phi}_{cb}$ (otherwise the Lagrangian would lose translational symmetry and the resulting equations-of-motion would not conserve momentum). Also note that the sum $\sum_b \sum_{c>b}$ in Eq. 2 is such that every unique pair $b \neq c$ appears exactly once (as they should), and importantly and correctly does not include a “self” ($c = b$) contribution which is fundamentally undefined for such a system and leads to numerous physical and numerical inconsistencies (see discussion in § B). However for notational convenience in what follows, we can simply define $\tilde{\phi}_{bb} = 0$ and use the symmetry properties of $\tilde{\phi}$ to replace $\sum_{b=1}^N \sum_{c>b}^N m_b m_c \tilde{\phi}_{bc} = (1/2) \sum_b \sum_c m_b \tilde{\phi}_{bc}$ (the $1/2$ accounting for the fact that every pair now appears exactly twice), and drop the explicit notation of summation from 1 to N (this is implicit).

Finally, we must define some rule for h , which we can write in general as:

$$h_b \equiv \mathcal{H}_b \left(\mathbf{G}_b \equiv \sum_c \mathcal{G}_{bc}(\mathbf{x}_b - \mathbf{x}_c, \mathbf{U}_b, \mathbf{U}_c), \mathbf{U}_b \right) \quad (3)$$

where \mathcal{H}_b is some arbitrary scalar function of the tensor \mathbf{G}_b (itself given by a sum over the arbitrary tensor function \mathcal{G}_{bc} for each pair b, c) and some “state vector” \mathbf{U}_b (which can include the value of h_b itself, making this an implicit equation for h , but also particle mass and labels like the particle “type” or species in multi-species simulations).

Now we can immediately obtain the usual Euler-Lagrange equations:

$$\frac{d\mathbf{p}_a}{dt} = m_a \frac{d\mathbf{v}_a}{dt} = \frac{d\mathcal{L}}{d\mathbf{x}_a} \quad (4)$$

$$= -\frac{1}{2} \sum_b \sum_c m_b m_c \left[\nabla_a \tilde{\phi}_{bc} + \frac{\partial \tilde{\phi}_{bc}}{\partial h_b} \frac{dh_b}{d\mathbf{x}_a} + \frac{\partial \tilde{\phi}_{bc}}{\partial h_c} \frac{dh_c}{d\mathbf{x}_a} \right] \quad (5)$$

$$= -\sum_b \frac{m_a m_b}{2} \nabla_a [\tilde{\phi}_{ab} + \tilde{\phi}_{ba}] \quad (6)$$

$$- \frac{1}{2} \sum_b \sum_c m_b m_c \left[\frac{\partial \tilde{\phi}_{bc}}{\partial h_b} \frac{dh_b}{d\mathbf{x}_a} + \frac{\partial \tilde{\phi}_{cb}}{\partial h_c} \frac{dh_c}{d\mathbf{x}_a} \right]$$

where we use the partial derivatives “ ∂ ” and $\nabla_a \equiv \partial_{\mathbf{x}_a}$ to denote derivatives with fixed values of all other quantities, whereas “ d ” denotes the total derivative with respect to \mathbf{x}_a, \mathbf{U} , etc. Therefore,

$$\frac{dh_b}{d\mathbf{x}_a} = \frac{\partial \mathcal{H}_b}{\partial \mathbf{U}_b} \cdot \frac{d\mathbf{U}_b}{d\mathbf{x}_a} + \frac{\partial \mathcal{H}_b}{\partial \mathbf{G}_b} \cdot \sum_c \left(\frac{\partial \mathcal{G}_{bc}}{\partial \mathbf{x}_a} + \frac{\partial \mathcal{G}_{bc}}{\partial \mathbf{U}_b} \cdot \frac{d\mathbf{U}_b}{d\mathbf{x}_a} + \frac{\partial \mathcal{G}_{bc}}{\partial \mathbf{U}_c} \cdot \frac{d\mathbf{U}_c}{d\mathbf{x}_a} \right). \quad (7)$$

For all cases we consider below, the only component of \mathbf{U} which

² Note that even before considering gravity we have replaced the integral over $f_s \mathbf{v} \cdot \mathbf{v}$ with $m_b \mathbf{v}_b \cdot \mathbf{v}_b$. This means we have assumed the “particle” is perfectly dynamically cold (a δ -function in phase space), since we do not explicitly evolve higher order moments of the velocity distribution function.

¹ <http://www.tapir.caltech.edu/~phopkins/Site/GIZMO.html>

has non-trivially vanishing derivatives in Eq. 7 is h , giving:

$$\frac{dh_b}{d\mathbf{x}_a} = \frac{1}{\Omega'_b} \frac{\partial \mathcal{H}_b}{\partial \mathbf{G}_b} \cdot \sum_c \left(\frac{\partial \mathcal{G}_{bc}}{\partial \mathbf{x}_a} + \frac{\partial \mathcal{G}_{bc}}{\partial h_c} \frac{dh_c}{d\mathbf{x}_a} \right) \quad (8)$$

$$\Omega'_b \equiv 1 - \frac{\partial \mathcal{H}_b}{\partial h_b} - \frac{\partial \mathcal{H}_b}{\partial \mathbf{G}_b} \cdot \sum_c \frac{\partial \mathcal{G}_{bc}}{\partial h_b} \quad (9)$$

Note we can go back and re-insert these definitions, and replace $\partial_{\mathbf{x}_a}$ recursively to form an infinite series sum which can be approximated (assuming N sufficiently large) as:

$$\frac{dh_b}{d\mathbf{x}_a} \approx \frac{1}{\Omega_b} \frac{\partial \mathcal{H}_b}{\partial \mathbf{G}_b} \cdot \sum_c \frac{\partial \mathcal{G}_{bc}}{\partial \mathbf{x}_a} \quad (10)$$

$$\begin{aligned} \Omega_b &\equiv \Omega'_b - \frac{\partial \mathcal{H}_b}{\partial \mathbf{G}_b} \cdot \sum_c \frac{\partial \mathcal{G}_{bc}}{\partial h_c} \\ &= 1 - \frac{\partial \mathcal{H}_b}{\partial h_b} - \frac{\partial \mathcal{H}_b}{\partial \mathbf{G}_b} \cdot \sum_c \left[\frac{\partial \mathcal{G}_{bc}}{\partial h_b} + \frac{\partial \mathcal{G}_{bc}}{\partial h_c} \right]. \end{aligned} \quad (11)$$

With this, we can now expand the latter half of Eq. 4 to obtain:

$$\frac{1}{2} \sum_b \sum_c m_b m_c \left[\frac{\partial \tilde{\phi}_{bc}}{\partial h_b} \frac{dh_b}{d\mathbf{x}_a} + \frac{\partial \tilde{\phi}_{cb}}{\partial h_c} \frac{dh_c}{d\mathbf{x}_a} \right] \quad (12)$$

$$= \sum_b \sum_c m_b m_c \frac{\partial \tilde{\phi}_{bc}}{\partial h_b} \frac{dh_b}{d\mathbf{x}_a} \quad (13)$$

$$\rightarrow \sum_b m_b \frac{\zeta_b}{\Omega_b} \frac{\partial \mathcal{H}_b}{\partial \mathbf{G}_b} \cdot \sum_c \frac{\partial \mathcal{G}_{bc}}{\partial \mathbf{x}_a} \quad (14)$$

$$= \sum_b m_b \frac{\zeta_b}{\Omega_b} \frac{\partial \mathcal{H}_b}{\partial \mathbf{G}_b} \cdot \sum_c \frac{\partial \mathcal{G}_{bc}}{\partial \mathbf{x}_a} (\delta_{ba} + \delta_{ca}) \quad (15)$$

$$= \sum_b \left[m_a \frac{\zeta_a}{\Omega_a} \frac{\partial \mathcal{H}_a}{\partial \mathbf{G}_a} \cdot \frac{\partial \mathcal{G}_{ab}}{\partial \mathbf{x}_a} + m_b \frac{\zeta_b}{\Omega_b} \frac{\partial \mathcal{H}_b}{\partial \mathbf{G}_b} \cdot \frac{\partial \mathcal{G}_{ba}}{\partial \mathbf{x}_a} \right] \quad (16)$$

where we have defined:

$$\zeta_b \equiv \sum_c m_c \frac{\partial \tilde{\phi}_{bc}}{\partial h_b}. \quad (17)$$

Note that the steps above use the various symmetry properties of $\tilde{\phi}_{bc}$ above, as well as the fact that \mathcal{G}_{bc} depends on $\mathbf{x}_b - \mathbf{x}_c$ but not other particle values of \mathbf{x} (this allows the insertion of the δ_{ba} terms above).

Finally we can combine all of this to obtain

$$\frac{d\mathbf{p}_a}{dt} = \sum_b \frac{d\mathbf{p}_{ab}}{dt} \quad (18)$$

$$\begin{aligned} \frac{d\mathbf{p}_{ab}}{dt} &= -\frac{m_a m_b}{2} \nabla_a [\tilde{\phi}_{ab} + \tilde{\phi}_{ba}] \\ &+ \left[\frac{m_a \zeta_a}{\Omega_a} \frac{\partial \mathcal{H}_a}{\partial \mathbf{G}_a} \cdot \frac{\partial \mathcal{G}_{ab}}{\partial \mathbf{x}_a} + \frac{m_b \zeta_b}{\Omega_b} \frac{\partial \mathcal{H}_b}{\partial \mathbf{G}_b} \cdot \frac{\partial \mathcal{G}_{ba}}{\partial \mathbf{x}_a} \right] \end{aligned} \quad (19)$$

For convenience, we can use $\partial \mathcal{G}_{ba}/\partial \mathbf{x}_b = -\partial \mathcal{G}_{ba}/\partial \mathbf{x}_a$ (because \mathcal{G}_{ab} depends on $\mathbf{x}_b - \mathbf{x}_a$ rather than \mathbf{x}_b or \mathbf{x}_a separately) to re-write this once more as:

$$\frac{d\mathbf{p}_a}{dt} = -\sum_b m_a m_b [\nabla_a \tilde{\phi}_{ab} + \Upsilon_{ab} - \Upsilon_{ba}] \quad (20)$$

where

$$\Upsilon_{ab} \equiv -\frac{\zeta_a}{m_b \Omega_a} \frac{\partial \mathcal{H}_a}{\partial \mathbf{G}_a} \cdot \frac{\partial \mathcal{G}_{ab}}{\partial \mathbf{x}_a}. \quad (21)$$

Recall ζ is defined in Eq. 17 and Ω in Eq. 11 above. This makes it more obvious that the momentum/acceleration equation has two components, the “usual” gradient of the potential $\nabla_a \tilde{\phi}_{ab}$ at fixed h , plus the Υ terms. The latter are sometimes called “correction” terms but really they can be thought of as accounting for the additional terms that should appear in the gradient of the potential

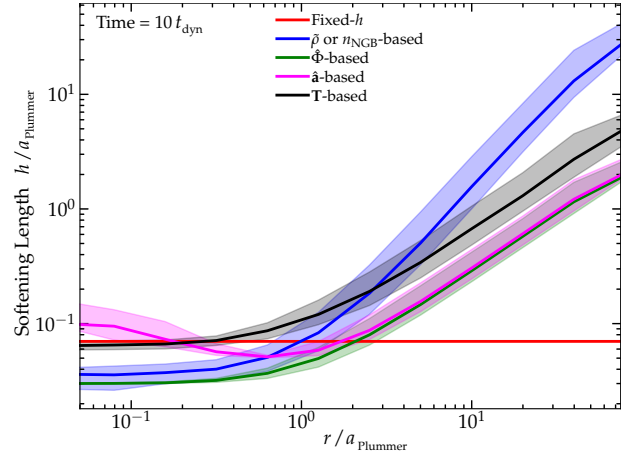


Figure 1. Examples of different softening “rules” from § 3, in a collisionless Plummer sphere ($\rho = 3M/(4\pi a_{\text{Plummer}}^3 [1 + r^2/a_{\text{Plummer}}^2]^{5/2})$) realized with $\sim 10^5$ equal-mass (m) N -body particles and evolved to 10 dynamical times ($t_{\text{dyn}} = (GM/a_{\text{Plummer}}^3)^{-1/2}$). We plot the median (thick line) and 90% inclusion interval of the calculated force softening h (defined for the cubic spline softening) at each radius r . The normalization of each rule is somewhat arbitrary, but all of the adaptive rules produce a broadly similar behavior of larger h at $r \gg a_{\text{Plummer}}$, with h (by construction) similar to the constant softening (§ 3.1) around the effective radius. For $\tilde{\rho}$ (§ 3.2) and n_{NGB} (§ 3.3), identical here because particle masses are equal, we adopt $N_{\text{ngb}} = 32$; for the **T**-based model (§ 3.6), $\epsilon = 3.5$. But for the Φ (§ 3.4) and \mathbf{a} (§ 3.5) models we must adopt somewhat more “ad hoc” normalizations to obtain reasonable h , with $\epsilon \sim 3000$ and $\epsilon \sim 0.01$ respectively. In all cases the system is stable in time and conserves energy and momentum to integration accuracy.

owing to gradients in h . Energy conservation of the system in Eq. 2 is automatically ensured up to integration error because this is derived discretely from the particle Lagrangian (see [Springel & Hernquist 2002](#)), but we can also see this intuitively from the fact that the full set of gradient terms ensures and our derivation from the Euler-Lagrange equations (Eq. 4) ensures that the change in kinetic energy ($d(m_b \mathbf{v}_b^2/2)$) is exactly equal to the gravitational work done ($\int \nabla \Phi \cdot d\mathbf{x}$).

3 EXAMPLES OF DIFFERENT CHOICES FOR THE SOFTENING

Above, we left the definition of the softening parameter quite general. Of course, for a given simulation, we must make some specific choice to define $h_b = \mathcal{H}_b(\dots)$. Here we review a number of choices, both those previously used in the literature and several additional choices as well, and give the discrete expressions for Υ and Ω which arise.

3.1 Example: “Fixed” Softenings

Consider first the simplest case, $h_a = \mathcal{H}_a(m_a, s_a, \dots)$ which depends only on intrinsic properties of a (e.g. its mass, species, etc.) that *do not* vary under pure gravitational operations. This includes of course “constant” softenings $\mathcal{H}_a = C$, but also softening which depends on particle mass or other intrinsically conserved variables in an arbitrarily complicated manner. In this case we immediately have:

$$\Upsilon_{ab} \rightarrow 0 \quad (22)$$

and the force is just given by the gradients of $\tilde{\phi}_{ab}$, as expected.

3.2 Example: Softenings Based on a Kernel Density Estimator $\tilde{\rho}$

Now consider a definition where the softening length h_a is tied to some kernel density estimator (KDE) used to approximate the

local density field $\tilde{\rho}$ of the collisionless species as e.g. $\tilde{\rho}_a \equiv \sum_c m_c W_{ac}(\mathbf{x}_a - \mathbf{x}_c, h_a)$ (where W is some typical kernel function with compact support in terms of a kernel size parameter h_a). One can then define a desired h_a in terms of some “effective neighbor number” or “enclosed mass in the kernel” as

$$\frac{4\pi}{3} h_a^3 \tilde{\rho}_a = M_0 \quad (23)$$

or $= m_a N_{\text{ngb}}$ (where M_0 or N_{ngb} are some arbitrary constants set as desired by the user).

With these definitions, $\mathbf{G}_a \rightarrow \tilde{\rho}_a$, $\mathcal{G}_{ac} \equiv m_c W_{ac}(\mathbf{x}_a - \mathbf{x}_c, h_a)$, $\mathcal{H}_a \equiv (3m_a N_{\text{ngb}}/4\pi \mathbf{G}_a)^{1/D}$. This gives $\partial_{\mathbf{x}_a} \mathcal{G}_{bc} \rightarrow m_c \partial_{\mathbf{x}_a} W_{bc}(\mathbf{x}_b - \mathbf{x}_c, h_b)$ and $\partial_{\mathbf{G}_b} \mathcal{H}_b \rightarrow -h_b/(D\mathbf{G}_b) = -h_b/(D\tilde{\rho}_b)$. So we have:

$$\Upsilon_{ab} \rightarrow \frac{\zeta_a h_a}{\Omega_a D \tilde{\rho}_a} \frac{\partial W_{ab}(h_a)}{\partial \mathbf{x}_a} \quad (24)$$

$$\Omega_a \rightarrow 1 + \frac{h_a}{D \tilde{\rho}_a} \sum_c m_c \frac{\partial W_{ac}(h_a)}{\partial h_a} \quad (25)$$

This is the adaptive softening function \mathcal{H} proposed in Silverman (1986) and tested in Price & Monaghan (2007), and (reassuringly) our resulting equation of motion is identical to theirs in every term for this choice.

However, we are careful to note that $\tilde{\rho}$ should not be confused with the actual physical density $\rho \equiv \sum_s \int f_s d^D \mathbf{v}$ of the collisionless system determined by the phase-space distribution function f_s . In Price & Monaghan (2007), the two are somewhat conflated, with the authors going so far as to enforce the Poisson relation $\nabla^2 \phi_{ab} = 4\pi G W_{ab}$. But this is neither necessary nor more consistent than any independent choice of W_{ab} and $\tilde{\phi}_{ab}$. The reason is that the defining assumptions of the N -body integration method for collisionless systems do not allow for an extended continuous distribution function f_s (this was introduced ad-hoc, after a δ -function f_s was used to derive the discrete particle Lagrangian). Intuitively, in a collisionless system, there is no reason that the true “domain” enclosing a set of microphysical particles should be volume-filling and non-overlapping, which is implicit in such a KDE; moreover the domains are not evolving according to their correct equations of motion (and cannot be, without evolving the full f_s). Rather, $\tilde{\rho}$ is better thought of as a “post-processing” KDE applied at each time to estimate a softening length which will roughly correspond to each radius of compact support enclosing a similar total N -body particle mass.

3.3 Example: Softenings Based on the Number Density of Neighboring Particles n_{NGB}

Alternatively consider a definition where the softening length h_a is tied to an estimate of the some average “inter-particle separation” within the vicinity of the particle. This is often suggested as an “optimal” softening length choice for certain problems (see Merritt 1996; Romeo 1998; Athanassoula et al. 2000; Dehnen 2001; Rodionov & Sotnikova 2005), especially those which use *fixed* softenings (Iannuzzi & Athanassoula 2013). The number density of neighbor particles within some radius of compact support can be estimated as $n_{\text{NGB},a} \equiv \sum_c W_{ac}(\mathbf{x}_a - \mathbf{x}_c, h_a)$, giving a mean inter-neighbor distance $\langle \Delta x \rangle_{\text{NGB}} = n_{\text{NGB},a}^{-1/D}$, so one can set $h_a = \epsilon \langle \Delta x \rangle_{\text{NGB}}$ or

$$h_a = \epsilon \langle \Delta x \rangle_{\text{NGB}} = \epsilon n_{\text{NGB}}^{-1/D}. \quad (26)$$

For e.g. $D=3$, one could adopt something like $(4\pi/3)h_a^3 n_a = N_{\text{NGB}}$ in terms of some desired “neighbor number” N_{NGB} .

This gives $\mathbf{G}_a \rightarrow n_a$, $\mathcal{G}_{ac} \equiv W_{ac}(\mathbf{x}_a - \mathbf{x}_c, h_a)$, $\mathcal{H}_a \equiv (3N_{\text{ngb}}/4\pi \mathbf{G}_a)^{1/D}$. In turn, $\partial_{\mathbf{x}_a} \mathcal{G}_{bc} \rightarrow \partial_{\mathbf{x}_a} W_{bc}(\mathbf{x}_b - \mathbf{x}_c, h_b)$ and

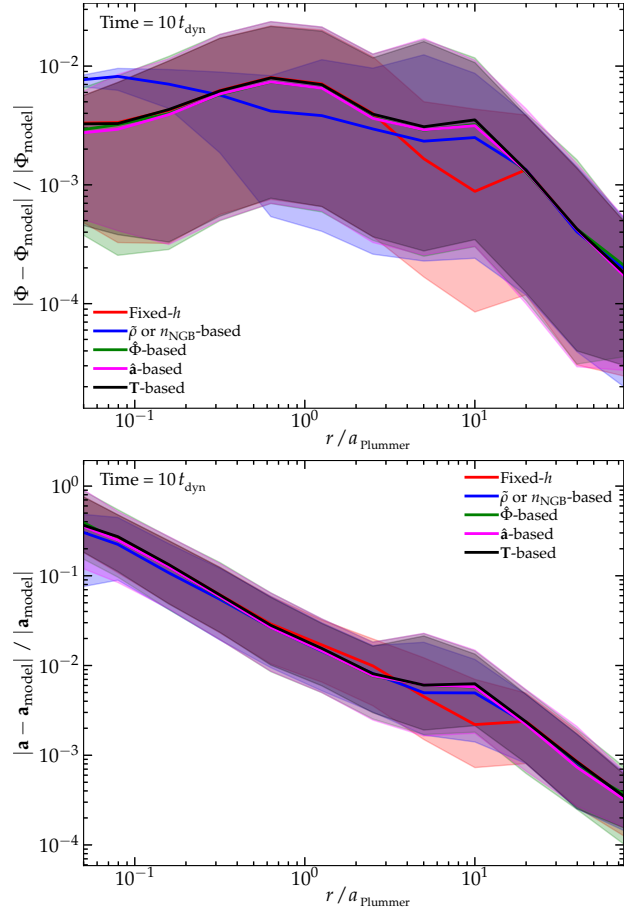


Figure 2. Errors in the reconstruction of the potential (*top*) and acceleration (*bottom*) of the Plummer sphere test from Fig. 1, where Φ and \mathbf{a} are the potential and acceleration of each N -body particle and Φ_{model} , $\mathbf{a}_{\text{model}}$ are the analytic Plummer values. We confirm the well-known result that force softening actually has a quite weak effect on these errors. For \mathbf{a} , the error is dominated by discreteness noise determined by the number of particles: we can accurately approximate the mean $|\mathbf{a} - \mathbf{a}_{\text{model}}|/|\mathbf{a}_{\text{model}}|$ as $\sim 2/\sqrt{N(<r)}$ in terms of the number of enclosed particles $N(<r)$.

$\partial_{\mathbf{G}_b} \mathcal{H}_b \rightarrow -h_b/(D\mathbf{G}_b) = -h_b/(Dn_{\text{NGB},b})$. So we have:

$$\Upsilon_{ab} \rightarrow \frac{\zeta_a h_a}{\Omega_a D m_b n_{\text{NGB},a}} \frac{\partial W_{ab}(h_a)}{\partial \mathbf{x}_a} \quad (27)$$

$$\Omega_a \rightarrow 1 + \frac{h_a}{D n_{\text{NGB},a}} \sum_c \frac{\partial W_{ac}(h_a)}{\partial h_a} \quad (28)$$

This is the adaptive softening scheme proposed and tested in Hernquist & Katz (1989); Dehnen (2001); Hopkins (2015); Hopkins et al. (2018), and once again our final equations of motion are identical to the latter as expected. This is numerically very similar to the Price & Monaghan (2007) $\tilde{\rho}$ -based scheme, and in fact the two are identical if all particles have equal masses, but this particular expression makes it more obvious that the softening length is chosen to reflect the particle/grid/mesh configuration at a given time, without necessarily any reference to any *physical* density distribution for collisionless particles.

3.4 Example: Softenings Scaling with the Local Potential Φ

Now consider a definition of h_a scaling with the depth of the local potential given by some estimator $\hat{\Phi}_a \equiv -(1/2) \sum_c m_c \hat{\phi}_{ac}$ (which does not, strictly, have to be the same as $\tilde{\phi}_{ac}$, relative to some chosen background/constant value ($\Delta\Phi_a \equiv \Phi_0 - \hat{\Phi}_a$), dimensionally

given by

$$\Delta\Phi_a \equiv \Phi_0 - \hat{\Phi}_a = \epsilon \frac{Gm_a}{h_a} \quad (29)$$

(where ϵ is an arbitrary $\mathcal{O}(1)$ constant set as desired for the simulation). This is akin to saying that some crude estimate of the “self-potential” (which recall, is formally undefined) of the particle should scale as some multiple of the background potential. For a test particle in e.g. a background Keplerian potential $\Delta\Phi_a \sim -GM_0/r$, $h_a \sim \epsilon(m_a/M_0)r$ ensures that the maximum possible work done in an N -body encounter “through” the test particle a can never be more than a fraction $\mathcal{O}(\epsilon)$ background potential depth.

We then have $\mathcal{H}_a = \epsilon Gm_a/(\Phi_0 - \hat{\Phi}_a)$, $\mathbf{G}_a \rightarrow \hat{\Phi}_a$, $\mathcal{G}_{ac} = -(m_c/2)\hat{\phi}_{ac}$, so $\partial_{\mathbf{x}_a}\mathcal{G}_{bc} \rightarrow -(m_c/2)\partial_{\mathbf{x}_a}\hat{\phi}_{bc}$ and $\partial_{\mathbf{G}_b}\mathcal{H}_b \rightarrow h_b/\Delta\Phi_b$. Then:

$$\Upsilon_{ab} \rightarrow \frac{\zeta_a h_a}{\Omega_a 2\Delta\Phi_a} \frac{\partial \hat{\phi}_{ab}}{\partial \mathbf{x}_a} \quad (30)$$

$$\Omega_a \rightarrow 1 + \frac{1}{2} \frac{h_a}{\Delta\Phi_a} \sum_c m_c \left[\frac{\partial \hat{\phi}_{ac}}{\partial h_a} + \frac{\partial \hat{\phi}_{ac}}{\partial h_c} \right] \quad (31)$$

Note here that we have been careful to define $\hat{\Phi}$ in terms of $\hat{\phi}_{bc}$ (our “estimator”), instead of $\tilde{\phi}_{bc}$ defined above (the precise numerical pair-wise potential function used for the force computation). This is because this is only a rule for choosing the already *ad-hoc* h_a , and therefore $\hat{\Phi}$ only needs to be an *estimator* of the local potential – there is no physical or numerical reason why this has to exactly match the discrete potential used in calculating the gravitational forces. Of course, by the same token, there is nothing wrong with choosing $\hat{\phi}_{bc} \rightarrow \tilde{\phi}_{bc}$, but there may be situations where it is numerically advantageous to use a different value. For example, we could choose $\hat{\phi}_{bc} \rightarrow \hat{\phi}(\mathbf{x}_b - \mathbf{x}_c, h_b)$ to be an *un-symmetrized* version of ϕ (i.e. $\hat{\phi}_{bc} \neq \hat{\phi}_{cb}$), which means that the term $\partial_{h_a}\hat{\phi}_{ac}$ in Ω_a vanishes and the other term $\partial_{h_a}\hat{\phi}_{ac}$ is non-vanishing only for particles inside of the compact support kernel h_a of a , which might make the calculation of terms like Ω_a computationally simpler or more efficient (depending on the implementation). Or we could even choose $\hat{\phi}_{bc} \rightarrow \hat{\phi}_{bc}(\mathbf{x}_b - \mathbf{x}_c, H)$ for some constant H or $H \rightarrow 0$ (the unsoftened ϕ), which would make $\Omega_a \rightarrow 1$, both simplifying and (for H large) enforcing greater “smoothness” in the softening field h_a and terms Υ .

3.5 Example: Softenings Scaling with the Acceleration a

Building on § 3.4, consider a softening which scales with the local gravitational acceleration scale, designed such that the maximum acceleration a particle can feel on a close N -body encounter with another particle ($\mathcal{O}(Gm_a/h_a^2)$) is always some (small) fraction of the “smooth” or “collective” acceleration scale $|\mathbf{a}|$. Specifically consider

$$\frac{Gm_a}{h_a^2} = \epsilon |\hat{\mathbf{a}}|_a \quad (32)$$

where $\hat{\mathbf{a}}_a \equiv \hat{\mathbf{a}}^{\text{grav}, a} \equiv -\nabla \hat{\Phi}_a$, so $\mathbf{G}_a = \hat{\mathbf{a}}_a$, $\mathcal{G}_{ac} = (m_c/2)\nabla \hat{\phi}_{ac}$, and $\partial_{\mathbf{x}_a}\mathcal{G}_{bc,i} \rightarrow (m_c/2)\partial_i \partial_{\mathbf{x}_a}\hat{\phi}_{bc}$ and $\partial_{\mathbf{G}_b}\mathcal{H}_b \rightarrow -h_b/(2|\hat{\mathbf{a}}_b|^2)\hat{\mathbf{a}}_{b,i}$. Here we denote the vector components of \mathbf{a} with the index i which runs from $i = 1$ to $i = D$. This gives us

$$\Upsilon_{ab} \rightarrow \frac{\zeta_a h_a}{\Omega_a 4|\hat{\mathbf{a}}_a|^2} \hat{\mathbf{a}}_a^i \partial_i \frac{\partial \hat{\phi}_{ab}}{\partial \mathbf{x}_a} \quad (33)$$

$$\Omega_a \rightarrow 1 + \frac{1}{4} \frac{h_a}{|\hat{\mathbf{a}}_a|^2} \hat{\mathbf{a}}_a^i \sum_c m_c \partial_i \left[\frac{\partial \hat{\phi}_{ac}}{\partial h_a} + \frac{\partial \hat{\phi}_{ac}}{\partial h_c} \right] \quad (34)$$

where we use an Einstein summation convention for the indices i , i.e. $\hat{\mathbf{a}}_a^i \partial_i \equiv \sum_{i=1}^D \hat{\mathbf{a}}_a^i \partial_{x_i} = \hat{\mathbf{a}}_a \cdot \nabla$. Note that as § 3.4, we define

this in terms of $\hat{\phi}_{bc}$ so $\hat{\mathbf{a}}$ does not necessarily have to be the exact same value as the numerically-calculated gravitational acceleration on particle a (though in many implementations, it is most convenient if it is, i.e. if one sets $\hat{\phi}_{bc} = \tilde{\phi}_{bc}$).

3.6 Example: Softenings Scaling with the Tidal Tensor T

Going one step further we note that some estimator of the tidal tensor $\mathbf{T} \equiv -\nabla \otimes \nabla \hat{\Phi}$ (again in terms of $\hat{\phi}_{bc}$ per § 3.4) has units of $\mathcal{O}(G\rho)$, so one can define a softening scaling as:

$$h_a = \epsilon \left(\frac{Gm_a}{\|\mathbf{T}\|_a} \right)^{1/D} \quad (35)$$

where $\|\mathbf{T}\|^2 \equiv \mathbf{T} : \mathbf{T} \equiv \lambda_i \lambda^i \equiv \mathbf{T}_{ij} \mathbf{T}^{ij}$ (using an Einstein summation convention for simplicity with indices i, j running from 1 to D , with λ_i the eigenvalues of \mathbf{T}). So $\mathbf{G}_a = \mathbf{T}_a$ or $\mathbf{G}_{a,ij} = \mathbf{T}_{a,ij} = -\partial_i \partial_j \hat{\Phi}_a$, $\mathcal{G}_{ac,ij} = (m_c/2)\partial_i \partial_j \hat{\phi}_{ac}$. Therefore $\partial_{\mathbf{x}_a}\mathcal{G}_{bc,ij} \rightarrow (m_c/2)\partial_i \partial_j \partial_{\mathbf{x}_a}\hat{\phi}_{bc}$ and $\partial_{\mathbf{G}_b}\mathcal{H}_b \rightarrow -h_b/(D\|\mathbf{T}_b\|^2)\mathbf{T}_{b,ij}$, and we have

$$\Upsilon_{ab} \rightarrow \frac{\zeta_a h_a}{\Omega_a 2D\|\mathbf{T}_a\|^2} \mathbf{T}_a^{ij} \partial_i \partial_j \frac{\partial \hat{\phi}_{ab}}{\partial \mathbf{x}_a} \quad (36)$$

$$\Omega_a \rightarrow 1 + \frac{1}{2D} \frac{h_a}{\|\mathbf{T}_a\|^2} \mathbf{T}_a^{ij} \sum_c m_c \partial_i \partial_j \left[\frac{\partial \hat{\phi}_{ac}}{\partial h_a} + \frac{\partial \hat{\phi}_{ac}}{\partial h_c} \right] \quad (37)$$

Physically, we can think of this as reflecting a generalized tidal (e.g. Hill or Roche or tidal radius) criterion, where in the limit of relevance for N -body treatments of collisionless fluids (where the mass of one particle m_a is small compared to the collective background), this enforces that the softening h_a scales as a fixed multiple of the tidal radius of the mass represented by that N -body particle. In denser/less dense regions, this will be tidally compressed or sheared out approximately following Eq. 35 (though of course the actual self-consistent evolution would require evolving f_s).

Numerically, this is designed to ensure both of the criteria in § 3.4-3.5, that the maximum velocity/energy deflection, and maximum acceleration, as well as the maximum tidal field strength and gravitational jerk, in a two-body encounter are always small compared to the smooth background component (see § 10 & § C for more discussion).

While the exact value of ϵ in Eq. 35 has no effect on our subsequent equations, in § C we discuss the its normalization and provide some guidelines for reasonable choices for a given kernel.

3.7 Illustration in an Example Problem

In Fig. 1, we illustrate the different softening rules proposed above in a simple problem. We initialize an isotropic, equilibrium Plummer sphere with $N = 10^5$ equal-mass N -body collisionless particles, and evolve it for ~ 10 dynamical times in the GIZMO code (Hopkins 2015), with each softening rule in turn. Because the exact normalization of h is somewhat arbitrary, we have repeated this with each force law for different normalizations of h (e.g. ϵ values) and different softening kernels. First, we can immediately validate that all the models discussed here, when the Υ terms are included, conserve momentum and energy to the desired integration accuracy.³ If we drop the Υ terms, we see order-unity violations of energy conservation appear in a few dynamical times. This is expected and has been seen in many previous, much more detailed studies of these methods, to which we refer for details (e.g. Price & Monaghan 2007;

³ Given the antisymmetry of Eq. 20, momentum conservation would be machine-accurate as opposed to integration-accurate in our formulation if one ensured equal timesteps for all pairs a, b , and explicit pair-wise forces. However, standard tree and tree-PM methods using hierarchical timestepping, as adopted here, reduce this to integration accuracy (Springel 2005).

Springel 2010; Iannuzzi & Dolag 2011; Iannuzzi & Athanassoula 2013; Hopkins 2015).

Comparing the actual values of h , we see that most of the “adaptive” methods similarly produce $h \sim \text{constant}$ in the Plummer sphere “core” (where the mass density and therefore particle number density is also constant), with rising h at larger radii (where the density declines $\propto r^{-5}$), as desired. But as we will discuss in § 10, we see some ambiguities in the $\hat{\Phi}$ and $\hat{\mathbf{a}}$ methods in their normalization, where e.g. adopting a more naive $\epsilon \sim \mathcal{O}(1)$ for e.g. the $\hat{\Phi}$ method would produce unreasonable small softenings (a factor $\sim m_{\text{particle}}/M_{\text{plummer}}$ smaller than the inter-particle spacing), in a way which appears to require some manual resolution-dependent rescaling of ϵ . For the $\hat{\mathbf{a}}$ method, we also see that h actually begins to rise again in the central regions: this is because even though the density is constant, the acceleration vanishes (so formally h would diverge if we had a particle exactly at the origin in a well-sampled potential) as $r \rightarrow 0$.

Fig. 2 plots a diagnostic of the errors (particle-by-particle, relative to analytic) in the potential and acceleration. Importantly, we see that there is not actually much difference between the different softening rules here (even the small differences that appear are largely noise-dominated and average out over time). If, however, we change the mass resolution (number of particles), we see the errors uniformly move up or down, approximately scaling as $\propto N^{-1/2}$ for acceleration (where N is the number of particles). This confirms the well-known result that force softening actually has very weak effects on either the instantaneous acceleration or L_1 -norm type errors (what is plotted here) in the acceleration/potential, or convergence properties of collisionless N -body integrators for *most* properties (some major exceptions discussed below), so long as a “catastrophically bad” (orders-of-magnitude too small or large) value of the softening is not used (for different detailed studies of this, we refer to e.g. Power et al. 2003; Diemand et al. 2004; Stadel et al. 2009; Wheeler et al. 2015; Hopkins et al. 2018; van den Bosch et al. 2018; van den Bosch & Ogiya 2018).⁴ This is important to remember in any application of these methods: mass resolution is usually far more important than force softening. That in turn means an adaptive force softening method which is too expensive will produce worse errors, in practice, than a faster method that enables one to run larger-particle-number simulations. But we stress that this does not mean force-softening is meaningless: *some* softening is required, and even the studies above found that seriously incorrect results could be obtained for much too-large or too-small h . In a simple, single-species Plummer sphere problem here, it is easy to assign a “reasonable” h , but this is much more difficult to define *a priori* in a high-dynamic range multi-physics simulation (e.g. galaxy formation simulations). And we will show below that there are differences in the results from such choices, they just do not appear so obviously in the classic “error norm” type tests of Fig. 2.

4 ENFORCING A MAXIMUM OR MINIMUM SOFTENING

It is often desirable, even when adaptive softenings are used, to enforce some minimum (and sometimes maximum) softening length. This may be for purely numerical optimization reasons, or to reflect situations where other physics (e.g. collapse to compact objects) would become unresolved. Usually, this is enforced ad-hoc by simply imposing $h_a = \text{MAX}(\mathcal{H}_a, h_{\min})$ or $h_a = \text{MIN}(\mathcal{H}_a, h_{\max})$,

⁴ Formally, as discussed in Ma et al. (2022), one can think of force softening as truncating a Coulomb logarithm that arises from integrating the contributions to discreteness noise from particle sampling of the potential on all scales. Hence the weak (logarithmic) effect of changing h on the instantaneous errors in \mathbf{a} .

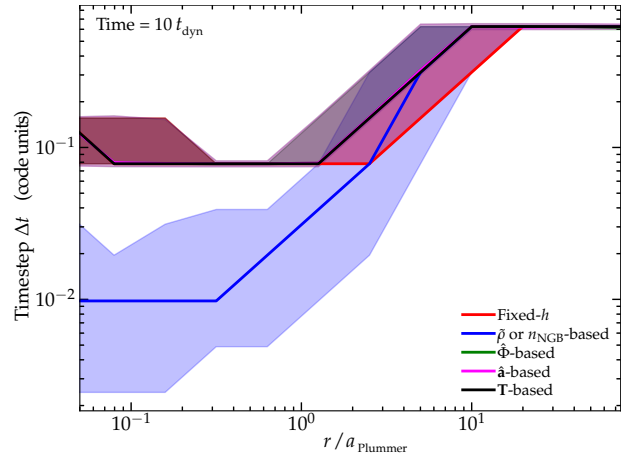


Figure 3. Numerical timesteps in the Plummer test from Fig. 1. Note the code uses a discretized power-of-two timestep hierarchy (the reason for discrete “levels”) and adopts a standard universal timestep criterion for integrating gravity alongside the adaptive-softening-specific additional criterion in Eq. 40 (with $C = 0.25$). The fixed- h and potential/acceleration/tidal criteria have timesteps primarily determined by the standard gravity criterion (Eq. 40 is already met and imposes no significant additional burden). The neighbor-based ($\tilde{\rho}$ and n_{NGB}) models require much shorter timesteps to accurately integrate through collisionless particle-particle crossings (see § 5).

but this is not differentiable and so can cause numerical errors and even instability when applied using the scalings above (even if one simply sets $\Upsilon_{ab} = \mathbf{0}$ for sufficiently small h_a).

However it is easy to incorporate maxima or minima self-consistently in our formulation, by slightly modifying the definition of \mathcal{H}_a , as e.g. $h_a^n = h_{\min, \max}^n + \mathcal{H}_a^n$ (where $n > 0$ enforces a minimum, $n < 0$ a maximum), or

$$\mathcal{H}_a \rightarrow \left((h_{\min/\max})^n + (\mathcal{H}_a^0)^n \right)^{1/n} \quad (38)$$

where \mathcal{H}_a^0 is the function \mathcal{H}_a we would have in the absence of the introduced maximum/minimum softening. Then everything above in our derivations is perfectly identical, we just need to slightly modify $\partial \mathcal{H}_a / \partial \mathbf{G}_a$ appropriately for the revised definition of \mathcal{H}_a .

For example, if we adopt a tidal softening (Eq. 35) with a minimum h_{\min} and $n = 1$, we have $h_a = \mathcal{H}_a = h_{\min} + \epsilon (G m_a / \|\mathbf{T}_a\|)^{1/D}$, and we simply replace $h_a \rightarrow h_a - h_{\min}$ in Eq. 36–37 for Υ_{ab} and Ω_a .

5 CORRESPONDING TIMESTEP CRITERIA

Any gravity solver imposes various timestep criteria for the sake of stability, usually posed in terms of the acceleration \mathbf{a} or tidal tensor \mathbf{T} (see e.g. Rasio & Shapiro 1991; Monaghan 1992; Kravtsov et al. 1997; Truelove et al. 1998; Aarseth 2003; Power et al. 2003; Rodionov & Sotnikova 2005; Grudić & Hopkins 2020). Our derivations and the introduction of adaptive force softening do not fundamentally alter any of these. However, this does introduce a new variable h_a which can vary in time and appears in multiple places in the dynamics equations. It is therefore immediately obvious that we should also impose a restriction requiring that h_a cannot change too much in a timestep Δt_a , i.e. $|\Delta t_a dh_a/dt| < C h_a$ where dh_a/dt is the comoving derivative with particle a and C is some Courant-like factor. But expanding dh_a/dt , it is easy to show that it is trivially related to the quantities we already derived above, giving:

$$\left| \frac{dh_a}{dt} \right| = \left| \sum_b \frac{m_b}{\zeta_a} \Upsilon_{ab} \cdot (\mathbf{v}_b - \mathbf{v}_a) \right| \quad (39)$$

$$\Delta t_a < C \frac{h_a}{|dh_a/dt|} \quad (40)$$

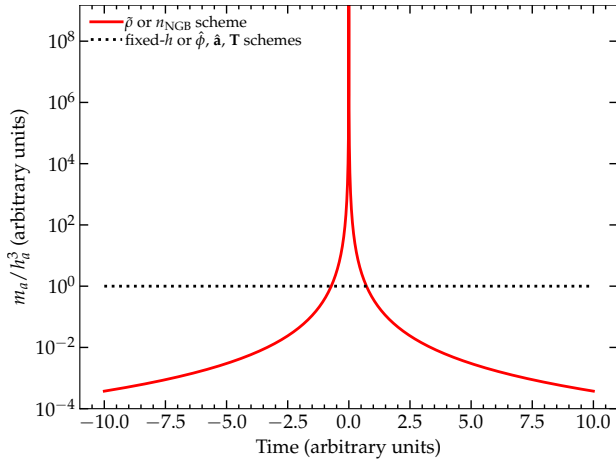


Figure 4. Toy illustration of the reason for the timestep difference in Fig. 3, following the discussion in § 5. We model an encounter of two test particle masses $m_a = m_b$ which pass through each other along a one-dimensional line at constant velocity (so the “crossing” occurs at time = 0 here), in some arbitrary fixed external potential (to which their self-gravity contributes negligibly). For the fixed- h or gravity-based ($\hat{\Phi}$, $\hat{\mathbf{a}}$, \mathbf{T}) methods, h remains constant through such an encounter by construction. For the local-neighbor ($\bar{\rho}$, n_{NGB}) methods, h_a shrinks and the “effective density” m_a/h_a^3 as the particles approach (and then declines as they recede), even though they represent a strictly collisionless fluid by definition (see also discussion in § 10).

This can easily be computed alongside the forces defined above at no additional computational cost.

Briefly, for the “local neighbor” based models for h_a (e.g. the $\bar{\rho}$ and n_{NGB} models in § 3.2-3.3), inserting the definition of Υ immediately shows that this is equivalent to $\Delta t_a \lesssim C/|\nabla_{\text{SPH}} \cdot \mathbf{v}|$, where $\nabla_{\text{SPH}} \cdot \mathbf{v}$ is the classic SPH kernel estimator of the velocity divergence. This is itself roughly equivalent to a (comoving) Courant-like criterion, $\Delta t_a \lesssim Ch_a/v_{\text{sig},a}$, where the signal velocity $v_{\text{sig},a}$ is some appropriately-weighted measure of the maximum *relative* velocity $|\mathbf{v}_a - \mathbf{v}_b|$ of all particles within the interaction kernel W . This is illustrated in Fig. 3. As shown in Hopkins et al. (2018) (especially § 2 & 4 and Figs. 15-20 therein), where adaptive softening methods following both the $\bar{\rho}$ and n_{NGB} methods are extensively tested with different timestep and integration schemes, it is essential to include this sort of timestep limiter in order to integrate these schemes stably, because of how the softening is sensitive to the local particle order (by definition). There the authors show explicitly that such a restriction (with $C \lesssim 0.25$, for Eq. 40, and a similar signal-velocity based criterion to catch cases where $|\nabla_{\text{SPH}} \cdot \mathbf{v}|$ under-estimates the change about to occur), as well as a corresponding “wake-up” condition for adaptive timestepping as in Saitoh & Makino (2009)⁵ are all required not just to maintain accuracy, but also to actually ensure that the scheme conserves energy (the point of adding the correction terms in the first place) and to prevent a serious numerical instability that can occur which can cause artificial collapse of particle clusters to arbitrarily high densities (somewhat akin to hydrodynamic instabilities with $C \gg 1$, but with a pairing-instability-like runaway condition).⁶

⁵ Defined, like with hydrodynamics, such that any particle which has a potentially-interacting neighbor approach its kernel on a much smaller timestep must be “awakened” and moved to a lower corresponding timestep to prevent the faster-evolving neighbor from changing *its own* neighbor configuration too much in a timestep.

⁶ As discussed in Hopkins et al. (2018), this can be simply understood by considering the “test particle limit,” illustrated in Fig. 4. Take two nearby, equal-mass particles a and b in (relative) isolation, with velocities approaching one another, in a smooth, static background potential. Since they are collisionless, the particles should simply “move through” one another with-

out feeling any perturbation, and most integrators with e.g. fixed softening will allow them to do so (correctly) in an arbitrarily large timestep. The “gravity-based” methods (the $\hat{\Phi}$, $\hat{\mathbf{a}}$, \mathbf{T} -based softening models in § 3) of course allow this (as they should), since the background potential is smooth. But in the “local neighbor” based methods ($\bar{\rho}$ and n_{NGB} -based rules in § 3), the softening length by definition depends on the local particle or mesh-generating-point configuration. This changes, deforming h and giving rise to $\mathcal{O}(1)$ changes in Υ , as the two particles “move through” each other’s softening kernels (with the change especially rapid as their centers approach). As a result, integrating “smoothly” and accurately through this (and maintaining energy conservation, since this is only ensured at integration-accuracy level in the methods here) necessarily requires a Courant-like condition where the particles are only allowed to move a small fraction of their own softening length per timestep, to spread the “encounter” over many timesteps.

In contrast, from the definition of h_a , we immediately have for the potential/acceleration/tidal models $h_a/|d_t h_a| \sim |\hat{\Phi}_a|/|d_t \hat{\Phi}_a|$ or $\sim 2|\hat{\mathbf{a}}_a|/|d_t \hat{\mathbf{a}}_a|$ or $\sim D\|\mathbf{T}_a\|/|d_t \|\mathbf{T}_a\||$. In other words, the timestep criterion imposed here is simply that the potential/acceleration/tidal tensor seen by particle a should not change by a large ($\mathcal{O}(1)$ or larger) factor within a single timestep. But any reasonable timestep criterion for accurate gravitational integration should *already* ensure this (see references above) – otherwise the particle orbit could not possibly be integrated correctly because a particle could simply “skip over” a region with a strongly varying tidal tensor in a single timestep. So in practice, for these potential-based model choices for h_a , we find that formally including the restriction of Eq. 40 makes no significant difference compared to just using the “normal” timestepping, in terms of accuracy as well as energy conservation and numerical stability.

Some illustrations of this are shown in Fig. 3 for the Plummer sphere test of Fig. 1 (§ 3.7), which plots the distribution of numerical timesteps at different radii in the Plummer sphere. Because we adopt a standard timestep criteria for integrating gravity (here following Grudić & Hopkins 2020), this largely dominates over Eq. 40 and means the timestep distribution is essentially identical for the fixed- h , and potential/acceleration/tidal models. But for the “local neighbor” models we see in the Plummer sphere core (where particle-particle encounters are more common) that the median timestep is an order-of-magnitude smaller (with the larger scatter in timestep associated with different impact parameters for particle encounters). We see the same effect (with similar magnitude) in our tests with cosmological simulations discussed further below.

6 CORRECTLY HANDLING MIXED INTERACTIONS IN MULTI-SPECIES SIMULATIONS

Imagine we have different softening rules for different particle *species* (e.g. gas, stars, dark matter, black holes, planets, neutrinos, etc.), so $\mathcal{H}_b \rightarrow \mathcal{H}_b(\dots, s_b)$ where s_b indicates the species label of particle b . We will also allow the “symmetrization rule” or form of $\hat{\phi}_{bc}$ to depend on (s_b, s_c) . This adds s_b to the state vector \mathbf{U}_b above, but does not fundamentally change our derivation because s_b does not change in time or space under pure gravitational operations.

We therefore have, for a given species and particle a , that ζ_a , Ω_a , and even Υ_{ab} remain the same as we derived above, but e.g. Υ_{ab} , ζ_a , etc. (all entries leading index “ a ”) use the rule for particle a . Their “rule” \mathcal{H}_a is what appears in these terms. And likewise for b . Mixed terms will still automatically give rise to antisymmetric forces, according to the definition of Eq. 20.

So for example, imagine type $s = 0$ (e.g. a collisionless gas) uses the $\bar{\rho}$ rule, based on a kernel W that only includes particles of the same type; while type $s = 1$ (e.g. dark matter) uses the tidal tensor \mathbf{T} ; and type $s = 2$ (e.g. sink particles) uses constant softenings. For each pair in the force sum a, b , if $s_a = s_b$, obviously we use the “normal” $\Upsilon_{ab} - \Upsilon_{ba}$ according to the rule

out feeling any perturbation, and most integrators with e.g. fixed softening will allow them to do so (correctly) in an arbitrarily large timestep. The “gravity-based” methods (the $\hat{\Phi}$, $\hat{\mathbf{a}}$, \mathbf{T} -based softening models in § 3) of course allow this (as they should), since the background potential is smooth. But in the “local neighbor” based methods ($\bar{\rho}$ and n_{NGB} -based rules in § 3), the softening length by definition depends on the local particle or mesh-generating-point configuration. This changes, deforming h and giving rise to $\mathcal{O}(1)$ changes in Υ , as the two particles “move through” each other’s softening kernels (with the change especially rapid as their centers approach). As a result, integrating “smoothly” and accurately through this (and maintaining energy conservation, since this is only ensured at integration-accuracy level in the methods here) necessarily requires a Courant-like condition where the particles are only allowed to move a small fraction of their own softening length per timestep, to spread the “encounter” over many timesteps.

for that species. In an interaction with $s_a = 0$, $s_b = 1$, we have $\Upsilon_{ab} = (\zeta_a h_a / \Omega_a D \tilde{\rho}_a) \partial W_{ab}(h_a, \mathbf{U}_a, \mathbf{U}_b) / \partial \mathbf{x}_a$ (the rule for $s_a = 0$), but this vanishes ($W_{ab} \rightarrow 0$), because the kernel function W_{ab} (by definition) used to estimate h_a vanishes for any particles of a different type (the $s = 0$ or “gas” particles only “see” particles of their same species when calculating their h_a , in this example). But since b with $s_b = 1$ uses the tidal tensor to estimate its h_b , which “sees” all particles that have non-zero mass, we have $\Upsilon_{ba} = (\zeta_b h_b / \Omega_b D \|\mathbf{T}_b\|^2) \mathbf{T}_b^{ij} \partial_i \partial_j \partial_{\mathbf{x}_b} \hat{\phi}_{ab} \neq 0$ as usual. If $s_a = 0$, $s_b = 2$, we have $\Upsilon_{ba} = 0$, because this is the rule for $s_b = 2$ (fixed softenings), and $\Upsilon_{ab} = (\zeta_a h_a / \Omega_a D \tilde{\rho}_a) \partial W_{ab}(h_a, \mathbf{U}_a, \mathbf{U}_b) / \partial \mathbf{x}_a = 0$, because again b does not appear in the kernel for a .

As detailed in § A, these rules are consistent in mixed interactions with species such as gas in finite-volume fluid dynamics simulations, or “true” point-mass like particles, for which the “correct” force softenings can be rigorously derived.

7 CHOICE OF SYMMETRY RULE FOR THE SOFTENED POTENTIAL

As discussed in § 2, the function $\tilde{\phi}_{bc} = \tilde{\phi}_{bc}(\mathbf{x}_b - \mathbf{x}_c, h_b, h_c)$ must obey the symmetry $\tilde{\phi}_{bc} = \tilde{\phi}_{cb}$ for any physical system. The choice of how to ensure this is arbitrary as is the detailed functional form of $\tilde{\phi}$, but the overwhelming majority of the literature makes one of a couple choices to ensure this, which we review and generalize here. Recall, when the function $\tilde{\phi}_{bc}$ is Newtonian (outside the compact support radius of h_b, h_c), $\tilde{\phi}_{bc} = G/|\mathbf{x}_b - \mathbf{x}_c|$, so $\tilde{\phi}_{bc} = \tilde{\phi}_{cb}$ is trivially satisfied. But with two different softening parameters $h_b \neq h_c$, it is convenient to define $\tilde{\phi}(h_b, h_c)$ with respect to the “single softening parameter” function ϕ^0 , defined as

$$\phi_{ab}^0 \equiv \phi_{ab}^0(r_{ab} \equiv |\mathbf{x}_a - \mathbf{x}_b|, H). \quad (41)$$

Many different symmetrization options have been proposed but the most widely-used include:

$$\tilde{\phi}_{ab} \rightarrow \frac{1}{2} \left[\phi_{ab}^0(r_{ab}, H = h_a) + \phi_{ab}^0(r_{ab}, H = h_b) \right] \quad (42)$$

$$\tilde{\phi}_{ab} \rightarrow \phi_{ab}^0 \left(r_{ab}, H = \frac{h_a + h_b}{2} \right) \quad (43)$$

$$\tilde{\phi}_{ab} \rightarrow \phi_{ab}^0(r_{ab}, H = \text{MAX}[h_a, h_b]) \quad (44)$$

The first of these (Eq. 42, averaging the forces) is by far most widely used for prior adaptive softening implementations (e.g. Price & Monaghan 2007; Springel 2010; Hopkins 2015; Hubber et al. 2018; Borrow et al. 2022), and the second (Eq. 43, which amounts to averaging h before computing the forces) is also discussed in e.g. Hernquist & Barnes (1990); Benz (1990); Price & Monaghan (2007). The third (Eq. 44) is most widely used for fixed-softening simulations (e.g. Barnes 1985; Springel 2005).

Most previous comparisons of these choices (e.g. Hernquist & Barnes 1990; Dehnen 2001) considered idealized test problems with a single collisionless species, such that the softening lengths of neighboring particles were generally similar. In that case, these and other subsequent studies largely concluded that the differences in accuracy were minimal (there could be some advantages to the averaging based schemes, but these are usually negligible compared to differences in the gravity integrator, timestepping scheme, and normalization of the softenings chosen, see e.g. Power et al. 2003; Grudić & Hopkins 2020). However going back to Barnes (1985), and more recently in e.g. Grudić et al. (2021) and references therein, it is well-known that the “averaging” schemes (especially Eq. 42) can produce catastrophically large errors and unphysical results in systems with highly unequal softenings. Consider, for example, two neighboring particles in a smooth background, one “more extended” (“a”) with a potential given by $m_a \phi_a^0(|\mathbf{x} - \mathbf{x}_a|, h_a)$, the other (“b”) with mass m_b and softening $h_b \ll h_a$ which is very small (illustrated explicitly in Fig. 5). This can arise quite easily in a multi-physics, multi-species simulation: for example a simulation of star formation or stellar or black hole or planetary dynamics where a represents some smooth extended “background” collisionless medium (e.g. dark matter, or populations of low-mass stars on galactic scales), while b represents a point-like mass (e.g. a sink particle or individual black hole/star/planet) which should have $h_b \rightarrow 0$, effectively. Since these particles are collisionless, they can and should be able to “pass through” one another so imagine that particle b approaches and moves through the center of particle a , i.e. $\mathbf{x}_b \rightarrow \mathbf{x}_a$ (there is no force that can or should “restore particle order” or prevent this). In any reasonable physical picture, the compact object b should pass through a “sea” of background particles represented by the ex-

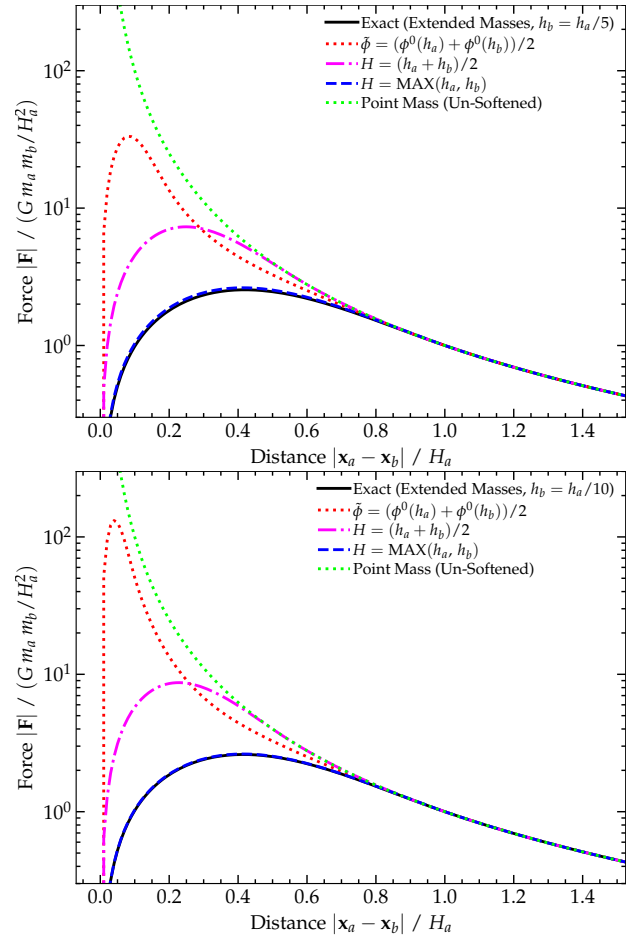


Figure 5. Behavior of the force in a close particle encounter following different symmetrization rules for $\tilde{\phi}_{bc} = \tilde{\phi}_{cb}$ discussed in § 7, as a function of the separation between the particles in units of the compact support radius H of the (non-Keplerian) softening kernel. We consider an encounter of two particles a, b of masses m_a, m_b with unequal softenings $h_a \neq h_b$ (ratio of h_a and h_b taken to be $= 5$ or $= 10$ at *top* and *bottom*), and plot the magnitude of the total force along the line connecting their centers-of-mass. We compare the un-softened limit (treating both as point masses) and the softened result (all adopt a cubic spline K , see § 8) for the “average the force” rule ($\tilde{\phi} = (1/2)(\phi^0(h_a) + \phi^0(h_b))$, Eq. 42), “average the softening” ($\tilde{\phi} = \phi^0(H)$ with $H = (h_a + h_b)/2$, Eq. 43) and “maximum softening” ($H = \text{MAX}(h_a, h_b)$) rules. We also compare the exact result if we treat each particle as an extended mass distribution with size parameter h_a obeying $\nabla^2 \phi_a(h_a) = 4\pi G \rho$ (§ 8). By definition all models become Keplerian at large distance. In close encounters, the “MAX” rule gives nearly identical results to the exact extended-mass calculation (and becomes exact for highly-unequal softenings), while the “average H ” rule deviates systematically and the “average the force” rule remains nearly-Keplerian (un-softened) until both particles are well inside the *smaller* of the two force softenings.

with mass m_b and softening $h_b \ll h_a$ which is very small (illustrated explicitly in Fig. 5). This can arise quite easily in a multi-physics, multi-species simulation: for example a simulation of star formation or stellar or black hole or planetary dynamics where a represents some smooth extended “background” collisionless medium (e.g. dark matter, or populations of low-mass stars on galactic scales), while b represents a point-like mass (e.g. a sink particle or individual black hole/star/planet) which should have $h_b \rightarrow 0$, effectively. Since these particles are collisionless, they can and should be able to “pass through” one another so imagine that particle b approaches and moves through the center of particle a , i.e. $\mathbf{x}_b \rightarrow \mathbf{x}_a$ (there is no force that can or should “restore particle order” or prevent this). In any reasonable physical picture, the compact object b should pass through a “sea” of background particles represented by the ex-

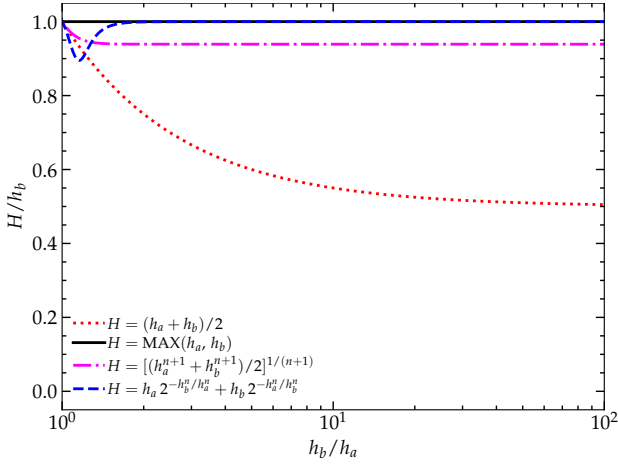


Figure 6. Illustration of the behavior of different symmetry rules for H discussed and proposed in § 7. For a particle pair a, b we compare the symmetrized kernel size H (in units of h_b) to the ratio h_b/h_a (for values $h_b \geq h_a$; we can trivially swap a and b to see behavior for $h_b \leq h_a$). The MAX rule gives $H = h_b$ trivially. The averaging rule leads to $H \sim h_b/2$ when $h_b \gg h_a$, the origin of the systematic deviation seen in Fig. 5. Our new proposed rules Eq. 45 and Eq. 46, here both plotted for $n = 10$, behave most similar to the MAX rule but remain differentiable for all h (though Eq. 45 produces a small systematic deviation for $h_b \gg h_a$, which is smaller for larger n).

tended softening of a . Physically, it is trivial to show that in the limit $h_b \rightarrow 0$ (a point mass b), the “interaction potential” (excluding self terms of a and b in isolation) is exactly $m_a m_b \tilde{\phi}_a^0(\mathbf{x}_b - \mathbf{x}_a, h_a)$, i.e. $H = \text{MAX}(h_a, h_b)$ as Eq. 44. In contrast, if we used Eq. 42, then the interaction potential would unphysically diverge as $\mathbf{x}_b \rightarrow \mathbf{x}_a$, as $\sim (1/2) m_a m_b / |\mathbf{x}_b - \mathbf{x}_a|$ (i.e. it is only suppressed by a factor of 2, relative to completely unsoftened gravity). This can obviously produce extremely large N -body scattering events, and in Grudić et al. 2021 the authors note this can easily lead to unphysical ejection of stars or gas, artificial dissolution of binaries and multiples, and related effects. It also defeats the entire point of introducing softened gravity in the first place. Eq. 43 avoids the divergence, but gets the interaction potential systematically wrong by a factor of ~ 2 in this regime.

Other examples (e.g. interactions of two extended spheres) are discussed in e.g. Dyer & Ip (1993), and in complete generality solving for the interaction potentials between two arbitrary extended mass distributions with arbitrary kernel functions is highly non-trivial. But it is always the case that when the softenings are highly unequal ($h_b \gg h_a$ or $h_a \gg h_b$), the $H = \text{MAX}(h_b, h_a)$ approach (Eq. 44) gives a result much closer to any real physical model (for the reasons above) and most importantly avoids the unphysical divergence of Eq. 42; whereas when the softenings are similar, all these approaches give very similar results. However this $\text{MAX}(h_a, h_b)$ approach naively has the same problem for our scheme as the enforcement of a minimum/maximum softening by simple application of a MIN or MAX function in § 4, in that it is not differentiable so seems at first incompatible with our derivation. We therefore introduce the formulations

$$\tilde{\phi}_{ab} \rightarrow \phi_{ab}^0 \left(r_{ab}, H = \left[\frac{h_a^{n+1} + h_b^{n+1}}{2} \right]^{\frac{1}{n+1}} \right) \quad (45)$$

$$\tilde{\phi}_{ab} \rightarrow \phi_{ab}^0 \left(r_{ab}, H = \left[h_a 2^{-h_b^n/h_a^n} + h_b 2^{-h_a^n/h_b^n} \right] \right). \quad (46)$$

which allow one to interpolate as desired between a linear average like Eq. 43 ($n \rightarrow 0$) and $\text{MAX}(h_a, h_b)$ ($n \rightarrow \infty$), but also allow for harmonic averages and other behaviors. A simple example is illustrated in Fig. 6. In practice, using Eq. 45 or Eq. 46 with any modest $n \gtrsim 10$ gives results nearly identical to the MAX formulation of

Eq. 44 while remaining differentiable (though Eq. 45 produces a small systematic deviation as $h_b/h_a \rightarrow \infty$ shown in Fig. 6, this is not a large source of error in most applications).

For any of the formulations where $H = H(h_a, h_b)$, then in e.g. ζ and Ω terms where one needs to calculate derivatives such as $\partial_{h_a} \tilde{\phi}_{bc} = \partial \tilde{\phi}_{bc} / \partial h_a$, it is trivial to evaluate these according to a simple chain rule $\partial_{h_a} \tilde{\phi}_{bc} \rightarrow (\partial_H \tilde{\phi}_{bc})(\partial_{h_a} H)$, etc. As noted below there is essentially no detectable difference in computational cost per timestep between these different formulations.

8 CHOICE OF THE SOFTENING FUNCTION

Of course, for a real simulation, we must choose and define some $\tilde{\phi}$ by virtue of defining $\phi^0(r, H)$ in § 7. The easiest way to do so in a manner that will automatically ensure that the final function meets all of the additional criteria defined in § 2 is to build ϕ^0 directly from a dimensionless kernel function K which has the properties needed for good behavior in applications such as kernel density estimation, kernel-based volume partition or Voronoi approximation, or smoothed-particle hydrodynamics (e.g. Schoenberg 1946; Liu et al. 1995; Fulk & Quinn 1996; Liu et al. 2003; Hongbin & Xin 2005; Dehnen & Aly 2012; Yang et al. 2014).⁷ This amounts to

$$\phi^0 \rightarrow -\frac{4\pi G}{H} \left[\frac{1}{u} \int_0^u K(u') u'^2 du' + \int_u^\infty K(u') u' du' \right] \quad (47)$$

where $u \equiv r/H$.

Consider, for example, the popular Morris (1996) cubic B-spline in $D = 3$: $K = (8/\pi)(1 - 6u^2(1 - u))$ for $u \leq 1/2$, $K = (16/\pi)(1 - u)^3$ for $1/2 < u \leq 1$, and $K = 0$ for $u > 1$. This gives $\phi^0 = (2G/15H)(-21 + 40u^2 - 72u^4 + 48u^5)$ for $u \leq 1/2$, $\phi^0 = (G/15r)(1 - 48u + 160u^3 - 240u^4 + 144u^5 - 32u^6)$ for $1/2 < u \leq 1$, and $\phi^0 = -G/r$ for $u > 1$.

For completeness, in the public GIZMO code⁸ (Hopkins 2015; Hopkins & Raives 2016; Hopkins 2017a), the functions: ϕ^0 , $\partial_H \phi^0$, $\partial_{x,i} \phi^0$, $\partial_{x,i} \partial_{x,j} \phi^0$, $\partial_{x,i} \partial_{x,j} \partial_{x,k} \phi^0$, K , $\partial_u K$ needed to construct any quantity defined in this paper, in $D = 1, 2$, and 3 dimensions, are given for each of many different generating kernels K . The functions K there include: the Schoenberg (1946) or Morris (1996) cubic, quartic, and quintic B-splines (b_4, b_5, b_6), the Wendland C^2, C^4 , and C^6 functions (Dehnen & Aly 2012), and the quadratic 2-step and “peak” kernels and linear ramp kernels widely used in image processing.

Our derivations are agnostic to this choice, but we have experimented with a variety of kernels using the different h_a estimators here, in a variety of applications including cosmological, galaxy formation, star formation, accretion disk, and stellar and planetary dynamics simulations. We find (consistent with most previous studies) no appreciable systematic increase in accuracy using more complicated higher-order kernels compared to the cubic spline. This is

⁷ For example, $K(u)$ is positive-definite, finite, and sufficiently smooth within a domain of compact support with vanishing central and boundary derivatives, and is normalized so $\int K(u) d^D \mathbf{u} = 1$. Note many of these conditions are similar to those considered “optimal” in Dehnen (2001), but as noted in subsequent studies (including Dehnen & Read 2011; Dehnen & Aly 2012) the “negative density” kernels proposed therein (equivalent to a non-positive-definite K here) can produce not just numerical instabilities but a tidal tensor without negative definite eigenvalues or trace, which leads immediately to catastrophic failure of many higher-order numerical integration methods, timestepping schemes, and other multi-physics applications like sink formation/accretion criteria (see references above and Hopkins et al. 2018; Guszejnov et al. 2018; Grudić & Hopkins 2020; Grudić et al. 2021; Grudić 2021). This leaves the “optimal” softening schemes studied therein (which considered only accuracy of reproduction of forces in an instantaneous sense) akin to the spline models here.

⁸ <http://www.tapir.caltech.edu/~phopkins/Site/GIZMO.html>

quite different from e.g. the situation with some kernel-based hydrodynamics solvers such as SPH (where high-order kernels are often necessary; see e.g. Agertz et al. 2007; Read et al. 2010; Dehnen & Aly 2012), for several reasons: most obviously, in any situation where adaptive softening is needed the forces should be dominated by collective long-range effects, not by the immediate neighbors; moreover there are no “intercell fluxes” or pressure forces across some effective face where higher-order kernels are needed to minimize E0 and other errors in SPH related to the “closure” of the faces (Abel 2011; Hopkins 2013, 2016, 2017b); in addition the softening kernel ϕ^0 is already automatically two orders “more smooth” than K , if defined as above. On top of this, to achieve similar accuracy, the higher-order kernels ($C^{>2}$, $b_{>4}$) require larger radii of compact support, which substantially increases the computational expense (by factors of several) and effectively degrades the resolution per particle. So we generally favor the simple cubic spline in our practical applications in GIZMO multi-physics simulations.

9 COMPUTATIONAL EXPENSE

It is always difficult to compare computational/CPU costs of different methods, because it is highly problem and implementation-dependent. Comparing adaptive softening methods to “fixed softening” methods is especially fraught. Of course, the added operations here add some CPU cost per timestep if all else (e.g. h) were exactly equal. But if the problem has a high dynamic range of densities (e.g. a cosmological simulation), then in fixed-softening methods with the softening chosen to match some mean inter-particle spacing the dense regions will have huge numbers of particles inside the softening kernel which becomes very expensive (shared-softening generally requiring explicit N^2 operations). One could adopt fixed softening with small h , but this would give large force errors, and could become expensive if the timestep criterion depends on h (as commonly adopted, e.g. Power et al. 2003). Moreover, adaptive and fixed-softening methods often develop non-linearly different small-scale structures, which lead to different CPU costs that usually swamp any “all else equal” cost comparison (see Hopkins et al. 2018).

It is slightly more well-posed to compare the adaptive methods here (§ 3) to one another. All of the method variants discussed here fundamentally require the same number of “loops” of the neighbor/force trees. This is a modest cost and at least one such loop is already required for fixed softenings. Moreover, modern higher-order integrators already require multiple tree-walks (e.g. the fourth-order Hermite integrator in Grudić et al. 2021, implemented in our tests in GIZMO, or any other integrator built on Makino & Aarseth 1992, or those in Aarseth 2003), so all computations can be done alongside existing operations. The “local neighbor” type criteria (e.g. the $\bar{\rho}$ and n_{NGB} -based rules) may require more loops, since the equation defining h is usually solved implicitly via an iterative bisection method (Springel & Hernquist 2002), but these iterations can be made efficient. If desired, we actually find in most of our experiments that one can use a suitably drifted value of quantities like h , \mathbf{T} , ζ from the previous timestep, allowing one to collapse all operations into a single loop, with negligible loss of accuracy. On a per-loop basis, if h were identical, some of the softening rules for h in § 3, such as the tidal tensor \mathbf{T} based method, appear to involve more computations, but that difference is largely negligible: the cost of a few additional floating-point operations inside the loop is minuscule compared to the tree-walk and communication/imbalance costs, and many codes (e.g. those above, or following Grudić & Hopkins 2020 for timestepping, or those with sink formation/accretion prescriptions as reviewed in e.g. Federrath et al. 2010; Grudić et al. 2021; Hopkins et al. 2022) already compute quantities like \mathbf{T} . While it is true that the number of neighbors needed for computing terms in

\mathbf{T} is smaller in the $\bar{\rho}$ or n_{NGB} methods, for the same reasons this gives a negligible performance improvement. Comparing different softening kernels, the cost scales primarily with the radius of compact support as discussed in § 8. Properly-optimized, the CPU cost difference between different symmetry rules (§ 7) is negligible. The cost difference “all else equal” of enforcing a minimum/maximum softening is also negligible (§ 4), although this can be useful in some specific types of problems to prevent very small timesteps from small h or to prevent large load imbalances from large h .

The biggest difference in cost between the methods here is largely between the “local neighbor” type criteria and the “gravity” type criteria (e.g. the $\hat{\Phi}$, $\hat{\mathbf{a}}$, and $\hat{\mathbf{T}}$ -based rules) for h , where the “local neighbor” criteria tend to be much more expensive (by factors of two to an order of magnitude, in e.g. a dark-matter only cosmological simulation), owing primarily to the Courant-like timestep condition it imposes (§ 5) – when two particles are near each other in the “test particle” limit, the “local neighbor” methods require much smaller timesteps compared to the gravity-based methods. Over the course of a simulation with highly inhomogeneous density fields, this is a much larger effect compared to the others discussed above.

Of course, non-linear differences either in the problem evolution, or distribution of h values and how this interacts with load balancing and timestepping can in many problems dominate. And in multi-physics simulations such as galaxy/star/planet/black hole formation, the relative cost differences between any force-softening methods for collisionless species are usually small compared to the cost of the collisional parts of the integration.

10 SOME ADVANTAGES AND DISADVANTAGES OF DIFFERENT METHODS

Our primary goal here is to present the derived equations-of-motion for a flexible family of energy and momentum-conserving schemes for adaptive force softening for collisionless fluids. Given a choice of schemes, of course the “optimal” method will always be problem-dependent. Nevertheless, it is useful to comment on some advantages and disadvantages of different choices for the many options discussed here, in common astrophysical simulation contexts.

10.1 Choice of Softening Rule

Comparing the choices of the scheme used to determine h in § 3, we generally find that the “local neighbor” based methods ($\bar{\rho}$ and n_{NGB} in § 3.2-3.3) have some significant disadvantages in a variety of problems. First, as discussed in § 5 & 9, these methods impose a serious CPU cost in the form of their much stricter timestep condition. They also can introduce unphysical behaviors: consider the test particle limit of two (relatively) isolated collisionless N -body particles a and b “passing through” one another in a smooth, static, dominant background field: as detailed in § 5, because h depends only on the local neighbor/mesh-generating-point configuration, this not only imposes very short timesteps, but the values of h and therefore implied “extent” of the mass distribution represented by a and b deforms as they pass through one another (effectively, the collisionless fluid behaves as if it is “compressed” as a and b approach, then “expands” as they recede). But physically, in this situation for a *collisionless* system, there should be no such deformation. Finally, while it often works reasonably well in sufficiently smooth, homogeneous systems, there is no actual guarantee that softening with something like the “inter-particle separation” actually ensures that the two-body deflection or acceleration from an individual close N -body encounter is actually small compared to the characteristic background gravitational velocity or acceleration.

The “gravity based” $\hat{\Phi}$ (§ 3.4) and $\hat{\mathbf{a}}$ (§ 3.5) models avoid most of these disadvantages, but have some ambiguities. The $\hat{\Phi}$ model, in particular, requires a definition of the zero-point of $\hat{\Phi}$ (Φ_0), which

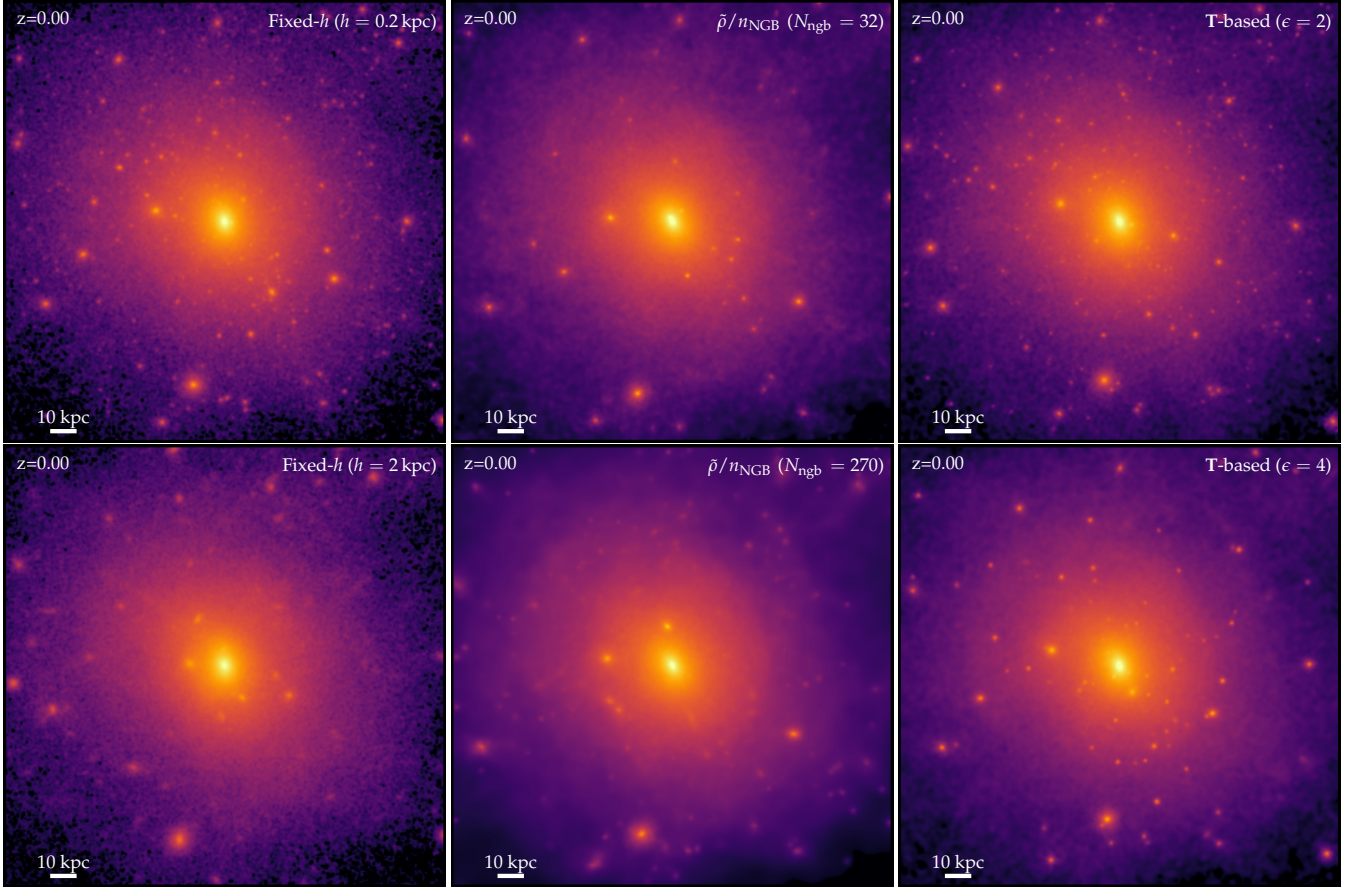


Figure 7. Application of different force-softening rules (from § 3, labeled) to a cosmological dark-matter-only simulation evolved to present-day (redshift $z = 0$), zooming in on the ~ 100 kpc around a $\sim 10^{11} M_{\odot}$ dark matter halo realized with a few million equal-mass N -body particles. We plot the projected surface mass density map, after “smearing” each N -body particle into the corresponding extended mass density distribution K for the cubic spline kernel adopted (with its value of softening h). *Left:* The fixed- h (§ 3.1) simulation with small $h = 0.2$ kpc shows the most substructure but also visible noise in the “density” field and many of the smallest visually-apparent substructures consist of just $\sim 1 - 10$ particles. Making $h = 2$ kpc much larger wipes out most of the substructure, with only a modest decrease in the visible noise at large radii. *Middle:* The $\tilde{\rho}$ or n_{NGB} (§ 3.2-3.3) simulations exhibit a much less noisy distribution but the scheme appears to suppress a considerable amount of substructure, even for $N_{\text{ngb}} = 32$ (the smallest neighbor number for this softening kernel where the kernel core radius would include more than a couple particles). This scheme also requires shorter timesteps which greatly increase the CPU cost (§ 9). *Right:* The tidal or T-based (§ 3.6) simulations are similarly smooth but appear to retain all but the smallest (marginally-resolved) substructures even with the larger $\epsilon = 4$ and essentially all with $\epsilon = 2$. Note $\epsilon = 2$ ($= 4$) would produce an h equivalent to $N_{\text{ngb}} = 32$ ($= 270$) in an isotropic, homogeneous medium, so this is not simply an effect of h being larger or smaller on average.

is arbitrary and difficult to define at all in e.g. a cosmological or periodic box simulation. Related, in regions like the center of some massive structure where the potential becomes \sim constant, there is no clear way to choose the normalization parameter ϵ except to require $\epsilon \gtrsim 1$, but seemingly sensible choices can lead to problematic values of h (for example, in the Plummer sphere test, we have to choose $\epsilon \sim 10^4$ to obtain a value of h_a which is order-of-magnitude comparable to the other softening schemes). It also introduces a quite strong dependence of softening on particle mass, in a manner which does not strictly ensure that the single-particle contribution to gradients of Φ (e.g. the acceleration) are small (e.g. for fixed ϵ , changing the particle number by a factor of $\sim 10^3$, which would naively translate to changing the linear spatial resolution by a factor of ~ 10 , produces a factor of ~ 1000 change in h). For the $\hat{\mathbf{a}}$ model there are similar challenges. Most notably, in a locally isotropic potential, $\hat{\mathbf{a}}$ should vanish, so $h \rightarrow \infty$. A more subtle issue is that technically such a model does not obey the equivalence principle since it depends on the absolute value of \mathbf{a} , but most simulations are designed so the “lab/simulation frame” is free-falling so the reference point is usually less ambiguous. It also cannot always ensure the jerk and orbital perturbation are small in a two-body interaction.

On the other hand, the tidal-tensor (T)-based scheme (§ 3.6)

appears to avoid all of these disadvantages. Per § 5 & 9 it is slightly more computationally complex but as cheap or cheaper than other schemes above. Its physical behaviors are generally well-motivated (§ 3.6). It pairs naturally with adaptive timestepping criteria one would already use for gravitational dynamics, such as that in Grudić & Hopkins (2020). It depends only on $\|\mathbf{T}\|$ which is a true invariant of what is often considered the only “real” gravitational object: it is coordinate and frame-independent and gauge-invariant and ensures all of the desired symmetries (e.g. translation and Galilean invariance and the equivalence principle) are respected. Unlike all the other schemes discussed in this paper, in some background gravitational field with characteristic total mass M_{enc} and length scale ℓ (i.e. acceleration $\mathcal{O}(GM_{\text{enc}}/\ell^2)$), in the only limit where N -body collisionless dynamics should be valid (particle mass $m_a \ll M_{\text{enc}}$), it is easy to see immediately from Eq. 35 that the maximum two-body tidal field ($\mathcal{O}(Gm_a/h_a^3)$), acceleration ($\mathcal{O}(Gm_a/h_a^2)$) and energy change/work done ($\mathcal{O}(Gm_a/h_a)$) will all be small compared to the background tidal field/acceleration/potential (characteristic gravitational velocities), respectively.

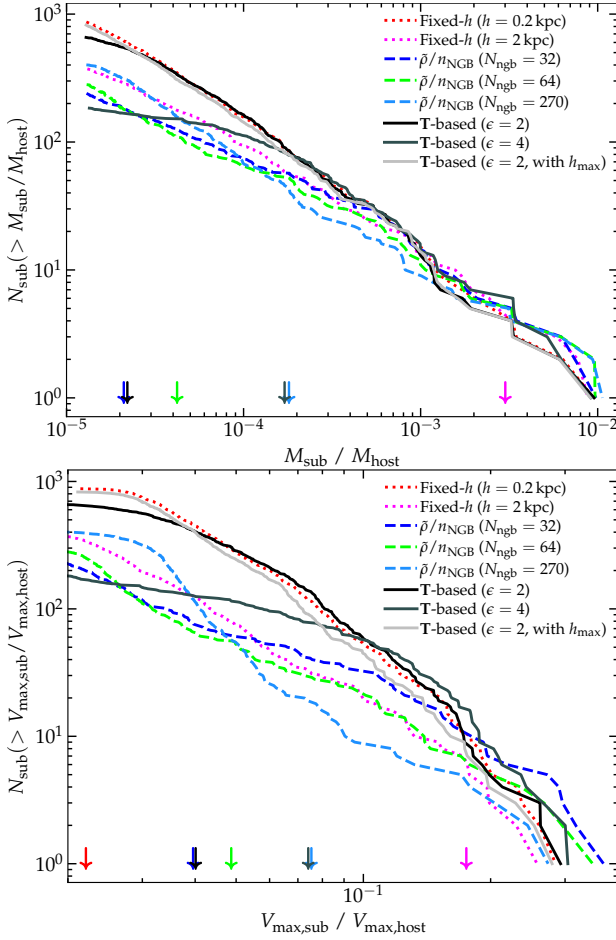


Figure 8. *Top:* Subhalo mass functions (MFs; cumulative number above some mass relative to the host, at $z = 0$, at radii $< 2R_{\text{vir}}$) for different softening models from Fig. 7. We also consider a tidal model with a maximum $h_{\text{max}} = 0.2$ kpc ($n = -1$ in Eq. 38) instead of a minimum (as assumed otherwise). *Bottom:* Same for V_{max} . In both, we label (arrows) the approximate virial mass or V_{max} where an NFW halo in isolation (with concentration ~ 10) would have a softening kernel with a radius of compact support $\gtrsim 1.6R_s$ (the NFW scale-radius) and thus its concentration could not be resolved. The tidal models can suppress the subhalo MF at sufficiently small M_{sub} , but only below the “threshold” mass where $h \gtrsim R_s$, as expected. The neighbor-based models, on the other hand, suppress the subhalo MF even at masses much larger than this threshold.

10.2 The Symmetry Rule and Other Choices

For practical reasons, it is almost always useful to define a maximum and minimum softening as in § 4. We see no advantage or disadvantage to choosing $n \gg 1$ instead of simply $n = 1$ (which makes the equations simpler) in Eq. 38. For the reasons in § 8, there is also no obvious advantage (while there is an obvious computational cost) to using higher-order kernels, as compared to a relatively simple, well-behaved, and widely-used kernel such as the cubic-spline for K used to define ϕ^0 in Eq. 47. For the choice of how to “symmetrize” $\tilde{\phi}(\phi^0)$, the examples given in § 7 and § A strongly favor a $\text{MAX}(h_a, h_b)$ -type choice (Eq. 44, 45, or 46), while the “ h -averaging” Eqs. 43 can produce systematically incorrect results and “force-averaging” Eq. 42 can produce spurious divergences and severe N -body scattering as described therein. Eq. 46 with modest $n \sim 10$ has the advantages of differentiability and reducing exactly to the correct answer independent of n in the $h_a \ll h_b$ or $h_b \ll h_a$ limits, but in practice the differentiability concern appears minor and we have not seen much difference between Eq. 44 and Eq. 46 in real simulations.

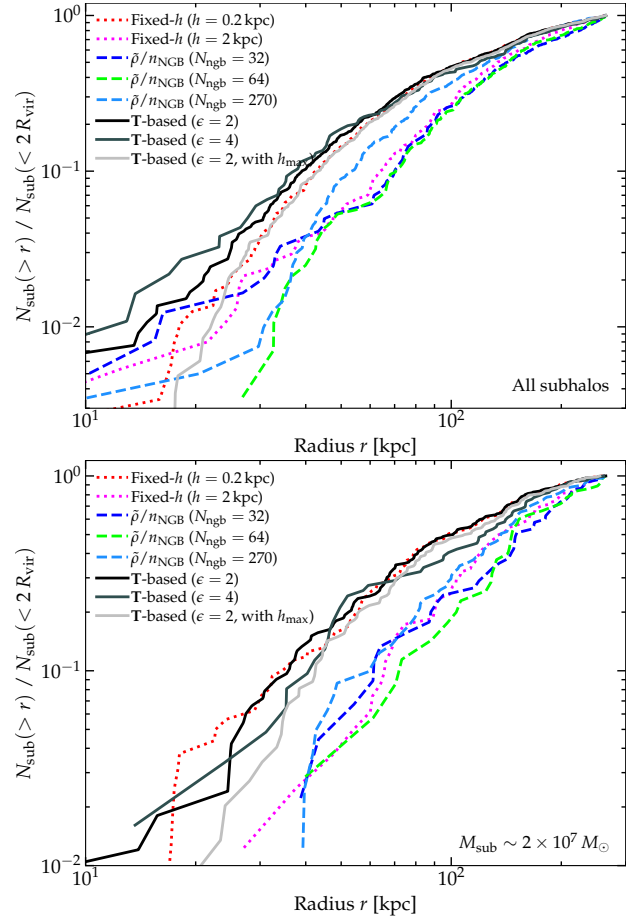


Figure 9. Radial distribution of the subhalos in Fig. 8. We plot the cumulative number of subhalos versus halo-centric radius, normalized to the total number at $< 2R_{\text{vir}}$, for each softening model. *Top:* Including all subhalos in Fig. 8. *Bottom:* Focusing on a narrow range (factor < 3) in subhalo mass (where the larger- ϵ tidal softening is more complete). The results are qualitatively independent of the mass range we consider: in all cases the tidal-softening models produce similarly concentrated profiles to the small fixed- h model. This means the suppression of the subhalo MF for $\epsilon = 4$ is to first order a pure mass/resolution effect, independent of tidal environment. The “neighbor-based” models and large fixed- h model produce less-concentrated radial distributions: subhalos are preferentially artificially disrupted in stronger tidal environments.

11 EXAMPLE APPLICATION IN A COSMOLOGICAL SIMULATION: THE IMPORTANCE FOR SUBSTRUCTURE

11.1 Setup and Overview

Figs. 7–10 consider these choices from § 10 above, comparing the T-based h rule to the neighbor-based or fixed- h schemes, in a slightly more realistic application, namely a cosmological simulation of collisionless dark matter forming collapsed dark matter halos. Specifically, we use GIZMO to run a dark-matter-only cosmological zoom-in simulation of the halo **m11i** from the Feedback In Realistic Environments (FIRE) project (Hopkins et al. 2014),⁹ using the methodology studied extensively in Hopkins et al. (2018, 2022) but updated with the force softening options proposed herein. The simulation begins from cosmological initial conditions (small fluctuations in the linear regime) at redshift $z > 100$ and is evolved to redshift $z = 0$. The halo of interest (around which the high-resolution region is constructed) has a virial mass of $\sim 10^{11} M_{\odot}$ at $z = 0$ and a collisionless particle mass here of $\sim 4 \times 10^4 M_{\odot}$ (though

⁹ <http://fire.northwestern.edu>

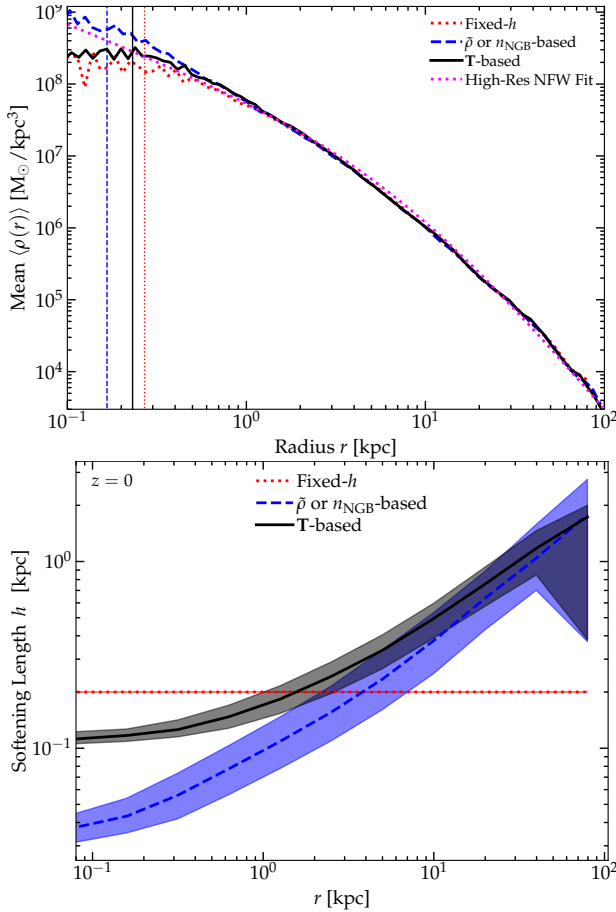


Figure 10. Radial profiles of the spherically-averaged dark matter mass density (*top*), and softening length h (*bottom*, as Fig. 1) in a subsample of the cosmological simulations from Fig. 7 (for the full set, see § D). The h profiles show a similar qualitative behavior to the idealized Plummer test, as expected (note the scatter at large r arises from dense subhalos in which h is smaller). In the density profiles, we compare the best-fit NFW profile from a much higher-resolution fixed- h simulation (from Hopkins et al. (2018)), as well as the radii interior to which the profile encloses < 200 particles (vertical lines) – an approximate resolution criterion from Hopkins et al. (2018). We see excellent convergence in the main-halo mass profile at larger radii. The **T**-based model may (tentatively) show *slightly* better convergence by a factor of ~ 2 in spatial scale. The neighbor-based ($\bar{\rho}$ and n_{NGB}) methods produce a slight excess at smaller radii, for reasons discussed in Hopkins et al. (2018). The mass profile and other properties of the “primary” (extremely well-resolved) halo are not especially sensitive to details of the softening scheme (nor to the value of h , N_{ngb} , ϵ).

since this is a dark-matter only simulation and structure formation is approximately scale-free, the number of particles is much more important than the actual mass scale of either). For completeness, we adopt the cubic-spline K kernel, with ϵ or N_{ngb} similar to Fig. 1, and Eq. 46 for the symmetry rule. We have experimented with these choices: re-running with different splines gives little difference in the results, consistent with Fig. 2. Here the symmetry rule also produces little effect since as we show below there is little dispersion in h at a given halo-centric radius – we expect the effects to be much larger in multi-physics simulations including e.g. sink particles, for the reasons in § 7.

We focus here on the softening scheme: we have tested simulations (a) with fixed- h set to $h = (0.01, 0.05, 0.2, 2)$ kpc; (b) using the “neighbor-based” schemes ($\bar{\rho}/n_{\text{NGB}}$, both are identical since the particle masses are equal here) with effective neighbor number $N_{\text{ngb}} = (32, 48, 64, 270)$ (corresponding to $h \approx (1, 1.1, 1.2, 2) \langle \Delta x \rangle_{\text{NGB}}$; see § 3.3); (c) the tidal or **T**-based schemes with $\epsilon = (1, 2, 4)$ (corresponding to $h \approx (0.5, 1, 2) \langle \Delta x \rangle_{\text{NGB}}$ in a ho-

mogenous, isotropic medium; see § C), with a minimum softening $h_{\text{min}} = (0.01, 0.03, 0.03)$ kpc (enforced with Eq. 38 with $n = 1$, but varying this has little effect) and one run with $\epsilon = 2$ and instead a maximum $h_{\text{max}} = 0.2$ kpc (Eq. 38 with $n = -1$).

11.2 Subhalo Mass Functions & Radial Distributions

Fig. 7 shows images of the projected surface-mass-density distribution at $z = 0$. This demonstrates that the force softening algorithm clearly makes a difference for small substructures in the halo. Specifically, the constant-softening model with a small h ($= 0.2$ kpc), while visibly noisy, retains the most substructure (down to subhalos resolved via a few particles). Increasing the softening to a much larger value, $= 2$ kpc wipes out the majority of the substructure, but has surprisingly little effect on the visible noise level at large radii. The neighbor-based ($\bar{\rho}/n_{\text{NGB}}$) models exhibit reduced noise but wipe out almost all the substructure as well, even when we make the neighbor number essentially “as small as possible” while retaining a smoothing length comparable to the inter-neighbor separation ($N_{\text{ngb}} = 32$), with surprisingly little difference even at much larger $N_{\text{ngb}} = 270$. Both of these also impose the timestep penalty discussed in § 10 and their total CPU cost is several times larger than the **T**-based models. For the **T**-based models, we see relatively little noise at large radii, but significantly more substructure: with $\epsilon = 2$ ($h \approx 1 \langle \Delta x \rangle_{\text{NGB}}$ in a homogeneous, isotropic medium) we see essentially all the substructure of the small $h = 0.2$ kpc run (far more than the $N_{\text{ngb}} = 32$ nearest-neighbor “equivalent” run), and even for $\epsilon = 4$ ($h \approx 2 \langle \Delta x \rangle_{\text{NGB}}$ in a homogeneous, isotropic medium) we still see more substructure than any $\bar{\rho}/n_{\text{NGB}}$ -based or the large fixed- $h = 2$ kpc run (with only the smallest substructures missing).

Note that the runs with fixed- $h = 0.01$ kpc or tidal with $\epsilon = 1$ or $\epsilon = 2$ and $h_{\text{max}} = 0.2$ kpc are visually identical to the $h = 0.2$ kpc and $\epsilon = 2$ runs, respectively.

Fig. 8 makes this more quantitative, showing the actual subhalo mass and V_{max} distributions,¹⁰ with some of the additional runs from the survey above. The “smaller- h ” group of both fixed- h and **T**-based models, specifically the fixed- $h = 0.01$ kpc, $h = 0.2$ kpc, **T**-based with a maximum h_{max} , and **T**-based with $\epsilon = 1$ or $\epsilon = 2$ models are all very similar to one another. For all of these, the subhalo MF exhibits essentially identical normalization within the shot noise and a slope close to the approximate expected value $dn/dM_{\text{sub}} \propto M_{\text{sub}}^{-2}$ down to $M_{\text{sub}} \sim 10^{-5} M_{\text{host}}$, corresponding to substructures with $\lesssim 20$ particles.

Fig. 9 plots the radial distribution of subhalos, both across the entire mass range and in a narrow mass interval (our comparison is not sensitive to which mass range we choose). Again, the “smaller- h ” group of both fixed- h and **T**-based models are quite similar. And in § D we consider a number of other (sub)halo properties including axis ratios, scale radii, and velocity dispersions; but all of these are consistent with the same trends we see in Figs. 8-9.

For reference, Fig. 10 plots radial profiles of the (spherically-averaged) mass density of the primary halo and range of softening lengths h for a subset of the runs (the full set is given in § D). As expected the primary halo is close to NFW, so has a stronger tidal field at smaller r which we will discuss below. The qualitative behavior of the median h and its dispersion with radius (which is generally quite small except within dense substructures) is very similar to the idealized Plummer test in Fig. 1 and our simple analytic expectations.

¹⁰ Subhalo properties are computed using the ROCKSTAR halo finder (Behroozi et al. 2013). Systematically varying the parameters used for (sub)halo identification produces systematic effects on the resulting mass functions and other statistics, as expected, but does not have any effect on our *relative* comparison of different softening methods.

11.2.1 Fixed- h Models

In the fixed- h models, we see the results are essentially independent of h for sufficiently small $h \lesssim 0.2$ kpc, but substantial suppression of the subhalo MF up to $\sim 10^{-3} M_{\text{host}}$ for the large $h = 2$ kpc model. We see a more dramatic effect in the V_{max} distribution where even the most massive subhalos (that do survive) appear to have slightly suppressed V_{max} for $h = 2$ kpc. This is consistent with the additional diagnostics in § D that show that at essentially all masses probed here, the $h = 2$ kpc model (sub)halos are directly influenced by softening (exhibiting e.g. inflated scale radii and suppressed binding energy and velocity dispersions). In the radial distribution, we see a clear bias where subhalos at small r (in a stronger tidal field) are preferentially suppressed at large h .

This is consistent with a number of recent studies that have argued that *over*-softening can be a serious problem and significantly suppress substructure in collisionless N -body simulations (see e.g. van den Bosch et al. 2018; van den Bosch & Ogiya 2018; Ludlow et al. 2019b; Mansfield & Avestruz 2021; Jiang et al. 2021; Joyce et al. 2021; Green et al. 2021; Moliné et al. 2021; Shen et al. 2022; Nadler et al. 2022; Benson & Du 2022). These studies – which variously considered idealized (non-cosmological, analytic host-halo) satellite simulations, zoom-in simulations like those here, or large-volume cosmological simulations, generally with only collisionless dark matter and fixed- h models (varying h) – argued that unlike most of the properties of the *primary* halo, satellite or subhalo disruption is quite sensitive to force softening. In particular, these studies concluded that some common force softening prescriptions tend to *over-soften* in tidal encounters; even a subhalo using a softening which was “optimal” in an isolated environment would be over-softened in a strong tidal field, resulting in easier tidal disruption in peri-centric passages, and causing a runaway effect where this leads to even easier subsequent unbinding.

Based on these arguments we can crudely estimate where we might expect over-softening to become problematic, by calculating the halo mass (or V_{max}) at which a halo *in isolation* (assuming an NFW profile and a concentration $c = 10$) would have its scale radius R_s appreciably softened. For specificity, we define this to be when the acceleration at R_s would deviate by more than $\sim 20\%$ from its Newtonian value (though our comparisons are not especially sensitive to this choice), which corresponds (for our adopted kernel) to roughly $h \gtrsim 0.8 R_s$ or the radius of compact support of the kernel $\gtrsim 1.6 R_s$. For the fixed- h models, this is reasonably consistent with where we see deviations in the subhalo MF, though we do see some propagation of errors to even larger halos in the $h = 2$ kpc model, consistent with the more detailed studies in the references above.

11.2.2 Neighbor-Based Models

In the neighbor-based models, we see more problematic behavior. Even for the smallest N_{ngb} , where the median softening h is $\ll 2$ kpc at most radii, we see suppression of the subhalo MF and V_{max} distribution up to much larger masses – much larger, in particular, than the halo mass where we would naively expect isolated halos to be “over-softened” (where $h \gtrsim 0.8 R_s$, calculated now appropriate for this model for h given N_{ngb} and our mass resolution). There is still a clear trend that larger h (larger N_{ngb} here) causes deviations at larger (sub)halo masses, but the suppression at lower masses even for the smallest N_{ngb} can be significantly larger than even the largest fixed- $h = 2$ kpc model, and is surprisingly weakly sensitive to N_{ngb} (and even non-monotonic). Moreover, at essentially all masses – even masses where the subhalo MF appears “complete” in Fig. 8 for $N_{\text{ngb}} = 32$, we see a radial bias in the subhalo mass distribution akin to the $h = 2$ kpc model (subhalos preferentially suppressed at small- r).

While the studies focused on “over-softening” referred to

above focused on fixed- h models, it is worth noting that van den Bosch & Ogiya (2018) specifically suggested that traditional adaptive softening schemes – essentially all based on the “local neighbor” approximation ($\tilde{\rho}$ or n_{NGB}) – would make the “over-softening problem” *worse*, not better. This is because of how h expands in the test particle limit as a subhalo unbinds even if the “core” of the halo should retain a constant density as it is tidally stripped or undergoes tidally-induced mass loss (it should indeed lose mass, but retain the dense, tidally resistant core). In short, h tends to respond in the opposite manner to that “desired” during tidal deformation.

11.2.3 Tidal Models

In the tidal models, the $\epsilon = 1$ and $\epsilon = 2$ with $h_{\text{max}} = 0.2$ kpc models resemble closely the “small fixed- h ” models in essentially every respect we examine. There is a very slight suppression of the very smallest substructures (with $\lesssim 30 - 40$ particles) in the $\epsilon = 2$ model (without a maximum h) and more notable suppression for $\epsilon = 4$ extending up to $M_{\text{sub}} \sim 10^{-4} M_{\text{host}}$ or $V_{\text{max,sub}} \sim 0.1 V_{\text{max,host}}$ ($\lesssim 200$ particles). This also defines the mass scale where deviations appear in the additional (sub)halo properties in § D.

However, three things are noteworthy about this suppression even in the large- ϵ simulation:

- (i) At masses above where the (sub)halos become spatially unresolved owing to the force softening, the agreement is nearly perfect. In other words, there appears to be no visible “upwards propagation” of softening errors to larger scales or instability/runaway effect.
- (ii) There is no radial bias in the subhalo MF or V_{max} distribution at a given mass – i.e. even if small halos are uniformly suppressed by large softening (as they should be because their scale radii cannot be resolved), this is not any *worse* in dense tidal environments.
- (iii) The deviations from the smaller-softening runs appear almost exactly where we would naively predict – i.e. where the softening becomes larger than the halo scale radii. Thus the convergence properties appear remarkably well-defined (even moreso than for constant-softening models).

We stress that these desirable behaviors do not simply stem from “smaller softenings on average.” For example, at radii $\gtrsim 100$ kpc where half the subhalos in Fig. 9 reside, we see (e.g. Fig. 10) that the median softening in the T-based models with $\epsilon = 2 - 4$ is comparable to ~ 2 kpc, and yet we see nothing like the suppression in the fixed- $h = 2$ kpc model. Moreover, the models with $\epsilon = 2 - 4$ feature comparable or larger median h at essentially *all* radii compared to the “neighbor-based” models with $N_{\text{ngb}} \lesssim 64$, and yet again show none of the systematic biases those models exhibit. But this is because we are comparing median softenings across all particles at a given radius, which as we see in the mass profile in Fig. 10 is dominated by mass *not* contained in dense subhalos. Since the T and $\tilde{\rho}$ or n_{NGB} models here are calibrated to give broadly similar softening in an isotropic, locally-constant-density medium (see § C), they have similar values (as they should), but since T has an additional contribution from the external tidal field while $\tilde{\rho}$ or n_{NGB} can see *only* the local neighbor density, h is able to drop more rapidly within a dense subhalo in the tidal models than in the local neighbor models, which we confirm by direct examination.

In the context of the “over-softening” errors, van den Bosch & Ogiya (2018) went so far as to state that their simulation results were “extremely sensitive to the softening length used, whose optimal value appears to depend on the strength of the tidal field.” This, of course, is exactly what our tidal model seeks to address. It appears that for reasonable choices of ϵ , these models are indeed able to avoid over-softening while still minimizing noise and N -

body scattering and retaining a softening length comparable to the inter-neighbor separation in diffuse regions.

11.3 Convergence of the Primary (Isolated) Halo

Returning to Fig. 10, we note that the mass density profiles of the primary halo show remarkably good agreement at almost all radii outside $\gtrsim 0.5$ kpc (approximately radii enclosing ~ 2000 particles, suggested as a more conservative convergence criterion by e.g. Power et al. 2003). The same is true for the larger set of models shown in § D. Clearly, the different substructures seen in Fig. 7 do not appreciably influence the average mass profiles on large scales, i.e. radii just a $\sim 5 - 6$ times the mean inter-particle spacing (or smaller), that we start to see appreciable differences from force softening. Indeed, the only model which shows deviations outside these radii is the

Note that differences in the *isolated* halo mass functions at low masses are qualitatively broadly similar to what we discussed at length above for subhalo MFs, but exhibit a weaker dependence on the softening, consistent with previous studies in e.g. Springel et al. (2008); Tinker et al. (2008); Reed et al. (2013); van den Bosch & Jiang (2016); Jiang & van den Bosch (2017). Hence our focus on substructure above.

This is yet another example (as discussed in § 3.7) of the fact that mass resolution or particle number has a much larger effect on formal convergence of mass profiles, velocity distribution functions, and related quantities of the “primary halo,” compared to the actual force softening algorithm. Since this has been explored rather extensively in previous studies, including those with adaptive softening, we do not explore it further here but refer to Iannuzzi & Dolag (2011); Iannuzzi & Athanassoula (2013). On these very small scales, we do see some tentative evidence for slightly better convergence with our T-based scheme compared to a fixed- h scheme, but more study would be needed to know if this is systematic. The neighbor-based schemes produce a small excess density at small radii, related to “capture” that can occur in close passages when the effective densities of particle neighbors become high (see Fig. 4), as discussed and shown extensively in Hopkins et al. (2018).

11.4 Small Fixed- h Softening, or Tidal Softening?

The comparisons above clearly favor use of either fixed- h models with “sufficiently small” h , or the tidal softening models with some reasonable $\epsilon \sim \mathcal{O}(1)$. They do not alone strongly argue for one or the other. For the sake of computational simplicity and speed, it will still be preferable in many circumstances to adopt a simple fixed- h model with an “appropriately chosen” value of h (following e.g. Ludlow et al. 2019b).

However, it is easy to imagine circumstances where the tidal T-based models here would have advantages. For example:

- In many simulations, it is not obvious *a priori* what a “good” value of h will be. Prescriptions like those in Ludlow et al. (2019b) or Mansfield & Avestruz (2021) are specific to cosmological simulations of NFW-like cold dark matter halos and their substructure – and even then, were not actually predicted *a priori* but are empirically derived criteria from many high-resolution simulations run with varied h . In simulating different regimes and parameter spaces, non-cosmological simulations, new physics (e.g. alternative dark-matter), or multi-physics simulations which can produce nonlinearly different types of substructure it is not obvious if these prescriptions provide useful guidance.

- As the dynamic range of any simulation increases, it becomes more and more problematic to invoke a single fixed h . Consider for example the simple case of dark matter halos: if we ran a zoom-in of an NFW halo (with $c = 10$) using $\sim 10^{10}$ particles (near

the limit of what is possible today), and applied the precise criteria above (designed to ensure against “over-softening” and suppressing convergence of the halo profile or substructure), we would require $h \lesssim 10^{-5} R_{\text{vir}}$. But this implies in the diffuse IGM that h would be approximately 1000 times smaller than the typical inter-particle spacing in the simulation! In short, the trade-off between noise/artificial scattering and suppression of substructure becomes more severe as one moves to higher resolution.¹¹

- In simulations with different particle masses (whether multi-species or simply particles with a range of masses representing the same collisionless species), the “light” particles can be more strongly heated and their mass profiles strongly perturbed by N -body heating where it would not appear in the “heavy” particles heating themselves (Ludlow et al. 2019a). Binney & Knebe (2002) showed that this effect is strongest in fixed- h simulations with small h , and is greatly ameliorated by adopting an adaptive softening where the softening scales with some measure of the local density (which our tidal scheme automatically ensures).

- It is well-known that dynamically cold structures are much more sensitive to N -body heating (see discussion and references in e.g. Toth & Ostriker 1992; Hopkins et al. 2008). Recently Ludlow et al. (2021); Wilkinson et al. (2022) pointed out that this could significantly heat cold structures such as thin disks embedded in a dynamically hot collisionless medium (although see also Hopkins et al. 2018 for examples where the effect is weaker than might be expected). The small fixed- h models represent the “worst case scenario” for this: if the background collisionless medium has h much smaller than the inter-particle spacing for that background medium, then each particle acts like a bound “point mass” structure; in a cosmological simulation with a thin gas/stellar disk for example, setting a fixed, small h for dark matter means that every dark matter particle acts as if it were a very dense subhalo with mass equal to the particle mass when it encounters the disk. However it is expected from simple analytic considerations in tidal heating/shock calculations (Spitzer 1958), and confirmed in direct numerical experiments (e.g. Ludlow et al. 2021) that this effect is greatly reduced if the collisionless background is appropriately softened.

Note that the latter two cases above are also cases where the choice of symmetry rule (§ 7) can be potentially important, and in both cases a MAX-like rule (e.g. our Eq. 46) will further minimize errors.

Thus, for situations like these, the tidal scheme proposed here could provide a substantial improvement in accuracy and enable more general applications to a broad range of problems and physics, without imposing either the computational/timestep costs or suppression of substructure imposed by the more traditional “neighbor-based” adaptive softening schemes.

12 CONCLUSIONS

We have discussed and derived generalized, flexible schemes for adaptive softening of collisionless systems in general N -body methods, conserving energy and momentum. Specifically:

- We derive a fully-generalized version of the energy-conserving equations for adaptive gravitational softening for an arbitrary choice of softening “rule” (§ 2) used to determine a variable softening.
- We then provide several new examples of such softening “rules” (§ 3) including softenings based on the potential (§ 3.4),

¹¹ This is because the maximum softening h_{max} needed to avoid artificially suppressing substructure and/or the central cusp structure in a $\rho \propto r^{-1}$ density profile scales as $h_{\text{max}} \propto N^{-1/2}$ (Ludlow et al. 2019b; Mansfield & Avestruz 2021), while the inter-particle spacing at a given density scales as $\propto N^{-1/3}$.

acceleration (§ 3.5) and tidal tensor (§ 3.6). Some of these can have unique advantages in many applications (§ 10).

- We derive a novel, simple mechanism to enforce maximum or minimum softenings, needed in many contexts, while maintaining the conservation properties of the method (§ 4).

- We provide a general timestep constraint condition applicable to any of these which must be enforced to maintain stability, accuracy, and conservation (§ 5).

- We detail how to correctly deal with interaction terms between different particle species which use *different* softening rules, without sacrificing conservation (§ 6). This is necessary in almost any applications with multi-physics, where e.g. some particles might have fixed softening (e.g. sinks, individual stars/black holes/planets), some consistent softenings set by finite-volume meshes (e.g. gas/fluids), some adaptive set by arbitrary criteria (e.g. dark matter or dust or stellar populations).

- We outline several different schemes for symmetrizing the potential (in order to ensure momentum conservation), including new schemes which capture advantages of older, non-differentiable schemes largely used for fixed-softening simulations in multi-fluid simulations in particular (§ 7).

- We provide relevant scalings for many different softening kernel functions, in the public GIZMO code (§ 8), though our derivations are agnostic to this choice.

- We also discuss computational costs (§ 9), advantages of different choices (§ 10), and subtleties of cross-application of methods here to cases where a self-consistent softening can be defined (where the full phase-space distribution function is evolved; § A) and of the “self” potential (§ B), as well as guidance on normalization choices for softening (§ C).

- We compare the tidal-softening scheme here to historically-adopted fixed-softening and neighbor-based schemes in cosmological dark matter simulations (§ 11). We show that neighbor-based schemes exacerbate the “oversoftening” problems seen in fixed- h models when too-large a value of h is used, which leads to excessive disruption of substructures and artificially suppressed substructure in dense environments. The tidal-softening schemes however automatically adapt to this and agree well with fixed- h schemes with “well-chosen” (and sufficiently small) fixed softenings, but without needing to specify the softening in an *ad-hoc* manner or with foreknowledge of the problem, and while simultaneously reducing noise and N -body scattering (keeping the softening close to the inter-neighbor separation in diffuse environments).

We provide full implementations of the numerical methods described here, for modular choices of different symmetry rules, softening rules, kernel functions, etc., in the public GIZMO code.

ACKNOWLEDGMENTS

Support for PFH was provided by NSF Research Grants 1911233, 20009234, 2108318, NSF CAREER grant 1455342, NASA grants 80NSSC18K0562, HST-AR-15800. Numerical calculations were run on the Caltech compute cluster “Wheeler,” allocations AST21010 and AST20016 supported by the NSF and TACC, and NASA HEC SMD-16-7592.

DATA AVAILABILITY STATEMENT

The data supporting this article are available on reasonable request to the corresponding author.

REFERENCES

Aarseth S. J., 2003, Gravitational N-Body Simulations. Gravitational N-Body Simulations Vol. Gravitational N-Body Simulations, Cambridge University Press, Eds. Sverre J. Aarseth, Cambridge, UK, Cambridge, UK

Abel T., 2011, *MNRAS*, **413**, 271
 Abel T., Hahn O., Kaehler R., 2012, *MNRAS*, **427**, 61
 Agertz O., et al., 2007, *MNRAS*, **380**, 963
 Athanassoula E., Fady E., Lambert J. C., Bosma A., 2000, *MNRAS*, **314**, 475
 Barnes J., 1985, *MNRAS*, **215**, 517
 Barnes J. E., 2012, *MNRAS*, **425**, 1104
 Behroozi P. S., Wechsler R. H., Wu H.-Y., 2013, *ApJ*, **762**, 109
 Benson A. J., Du X., 2022, *MNRAS*,
 Benz W., 1990, in Buchler J. R., ed., 1990 Vol. Proceedings of the NATO Advanced Research Workshop on The Numerical Modelling of Non-linear Stellar Pulsations Problems and Prospects, held in Les Arcs, France, March 20-24, Numerical Modelling of Nonlinear Stellar Pulsations Problems and Prospects. Kluwer Academic Publishers, Dordrecht, The Netherlands and Boston, p. 269
 Binney J., 2004, *MNRAS*, **350**, 939
 Binney J., Knebe A., 2002, *MNRAS*, **333**, 378
 Binney J., Tremaine S., 1987, Galactic dynamics. Princeton, NJ, Princeton University Press, 1987
 Borrow J., Schaller M., Bower R. G., Schaye J., 2022, *MNRAS*, **511**, 2367
 Cheng C. Z., Knorr G., 1976, *Journal of Computational Physics*, **22**, 330
 Colombi S., Touma J., 2014, *MNRAS*, arXiv:1404.5175,
 Dehnen W., 2001, *MNRAS*, **324**, 273
 Dehnen W., Aly H., 2012, *MNRAS*, **425**, 1068
 Dehnen W., Read J. I., 2011, *European Physical Journal Plus*, **126**, 55
 Diemand J., Moore B., Stadel J., 2004, *MNRAS*, **353**, 624
 Dyer C. C., Ip P. S. S., 1993, *ApJ*, **409**, 60
 Earn D. J. D., Sellwood J. A., 1995, *ApJ*, **451**, 533
 Federrath C., Banerjee R., Clark P. C., Klessen R. S., 2010, *ApJ*, **713**, 269
 Filbet F., Sonnendrücker E., Bertrand P., 2001, *Journal of Computational Physics*, **172**, 166
 Fulk D. A., Quinn D. W., 1996, *Journal of Computational Physics*, **126**, 165
 Green S. B., van den Bosch F. C., Jiang F., 2021, *MNRAS*, **503**, 4075
 Grudić M. Y., 2021, *MNRAS*, **507**, 1064
 Grudić M. Y., Hopkins P. F., 2020, *MNRAS*, **495**, 4306
 Grudić M. Y., Guszejnov D., Hopkins P. F., Offner S. S. R., Faucher-Giguère C.-A., 2021, *MNRAS*, **506**, 2199
 Guszejnov D., Hopkins P. F., Grudić M. Y., Krumholz M. R., Federrath C., 2018, *MNRAS*, **480**, 182
 Hahn O., Abel T., Kaehler R., 2013, *MNRAS*, **434**, 1171
 Hernquist L., Barnes J. E., 1990, *ApJ*, **349**, 562
 Hernquist L., Katz N., 1989, *ApJS*, **70**, 419
 Hongbin J., Xin D., 2005, *Journal of Computational Physics*, **202**, 699
 Hopkins P. F., 2013, *MNRAS*, **428**, 2840
 Hopkins P. F., 2015, *MNRAS*, **450**, 53
 Hopkins P. F., 2016, *MNRAS*, **462**, 576
 Hopkins P. F., 2017a, ArXiv e-prints, arXiv:1712.01294,
 Hopkins P. F., 2017b, *MNRAS*, **466**, 3387
 Hopkins P. F., Raives M. J., 2016, *MNRAS*, **455**, 51
 Hopkins P. F., Hernquist L., Cox T. J., Younger J. D., Besla G., 2008, *ApJ*, **688**, 757
 Hopkins P. F., Keres D., Onorbe J., Faucher-Giguère C.-A., Quataert E., Murray N., Bullock J. S., 2014, *MNRAS*, **445**, 581
 Hopkins P. F., et al., 2018, *MNRAS*, **480**, 800
 Hopkins P. F., et al., 2022, *MNRAS*, submitted, arXiv:2203.00040, p. arXiv:2203.00040
 Hubber D. A., Rosotti G. P., Booth R. A., 2018, *MNRAS*, **473**, 1603
 Iannuzzi F., Athanassoula E., 2013, *MNRAS*, **436**, 1161
 Iannuzzi F., Dolag K., 2011, *MNRAS*, **417**, 2846
 Jiang F., van den Bosch F. C., 2017, *MNRAS*, **472**, 657
 Jiang F., Dekel A., Freundlich J., van den Bosch F. C., Green S. B., Hopkins P. F., Benson A., Du X., 2021, *MNRAS*, **502**, 621
 Joyce M., Garrison L., Eisenstein D., 2021, *MNRAS*, **501**, 5051
 Kravtsov A. V., Klypin A. A., Khokhlov A. M., 1997, *ApJS*, **111**, 73
 Liu W. K., Jun S., Zhang Y. F., 1995, *International Journal for Numerical Methods in Fluids*, **20**, 1081
 Liu M. B., Liu G. R., Lam K. Y., 2003, *Journal of Computational and Applied Mathematics*, **155**, 263
 Ludlow A. D., Schaye J., Schaller M., Richings J., 2019a, *MNRAS*, **488**, L123
 Ludlow A. D., Schaye J., Bower R., 2019b, *MNRAS*, **488**, 3663

Ludlow A. D., Fall S. M., Schaye J., Obreschkow D., 2021, arXiv e-prints, p. [arXiv:2105.03561](#)

Ma L., Hopkins P. F., Ma X., Anglés-Alcázar D., Faucher-Giguère C.-A., Kelley L. Z., 2021, MNRAS, submitted, arXiv:2101.02727, p. [arXiv:2101.02727](#)

Ma L., Hopkins P. F., Kelley L. Z., Faucher-Giguère C.-A., 2022, MNRAS, submitted, arXiv e-prints, p. [arXiv:2208.12275](#)

Makino J., Aarseth S. J., 1992, PASJ, 44, 141

Mansfield P., Avestruz C., 2021, MNRAS, 500, 3309

Melott A. L., Shandarin S. F., Splinter R. J., Suto Y., 1997, ApJ, 479, L79

Merritt D., 1996, AJ, 111, 2462

Mitchell N. L., Vorobyov E. I., Hensler G., 2013, MNRAS, 428, 2674

Mocz P., Succi S., 2017, MNRAS, 465, 3154

Moliné Á., et al., 2021, arXiv e-prints, p. [arXiv:2110.02097](#)

Monaghan J. J., 1992, ARA&A, 30, 543

Morris J. P., 1996, Publications of the Astronomical Society of Australia, 13, 97

Nadler E. O., et al., 2022, arXiv e-prints, p. [arXiv:2209.02675](#)

Power C., Navarro J. F., Jenkins A., Frenk C. S., White S. D. M., Springel V., Stadel J., Quinn T., 2003, MNRAS, 338, 14

Price D. J., 2012, Journal of Computational Physics, 231, 759

Price D. J., Monaghan J. J., 2007, MNRAS, 374, 1347

Rasio F. A., Shapiro S. L., 1991, ApJ, 377, 559

Read J. I., Hayfield T., Agertz O., 2010, MNRAS, 405, 1513

Reed D. S., Smith R. E., Potter D., Schneider A., Stadel J., Moore B., 2013, MNRAS, 431, 1866

Rodionov S. A., Sotnikova N. Y., 2005, Astronomy Reports, 49, 470

Romeo A. B., 1998, A&A, 335, 922

Saitoh T. R., Makino J., 2009, ApJ, 697, L99

Schoenberg I. J., 1946, Q. Appl. Math, IV, 45

Shen X., Xiao H., Hopkins P. F., Zurek K. M., 2022, arXiv e-prints, p. [arXiv:2207.11276](#)

Silverman B. W., 1986, Density estimation for statistics and data analysis. Monographs on Statistics and Applied Probability Vol. Monographs on Statistics and Applied Probability, London: Chapman and Hall, 1986, Chapman and Hall, Eds. Silverman, B., London

Sonnendrücker E., Roche J., Bertrand P., Ghizzo A., 1999, Journal of Computational Physics, 149, 201

Sousbie T., Colombi S., 2016, Journal of Computational Physics, 321, 644

Spitzer Lyman J., 1958, ApJ, 127, 17

Springel V., 2005, MNRAS, 364, 1105

Springel V., 2010, MNRAS, 401, 791

Springel V., Hernquist L., 2002, MNRAS, 333, 649

Springel V., et al., 2008, MNRAS, 391, 1685

Stadel J., Potter D., Moore B., Diemand J., Madau P., Zemp M., Kuhlen M., Quilis V., 2009, MNRAS, 398, L21

Steinmetz M., White S. D. M., 1997, MNRAS, 288, 545

Tanaka S., Yoshikawa K., Minoshima T., Yoshida N., 2017, ApJ, 849, 76

Tinker J., Kravtsov A. V., Klypin A., Abazajian K., Warren M., Yepes G., Gottlöber S., Holz D. E., 2008, ApJ, 688, 709

Toth G., Ostriker J. P., 1992, ApJ, 389, 5

Truelove J. K., Klein R. I., McKee C. F., Holliman II J. H., Howell L. H., Greenough J. A., Woods D. T., 1998, ApJ, 495, 821

Weinberg M. D., Katz N., 2007, MNRAS, 375, 425

Wheeler C., Oñorbe J., Bullock J. S., Boylan-Kolchin M., Elbert O. D., Garrison-Kimmel S., Hopkins P. F., Kereš D., 2015, MNRAS, 453, 1305

Wilkinson M. J., Ludlow A. D., Lagos C. d. P., Fall S. M., Schaye J., Obreschkow D., 2022, arXiv e-prints, p. [arXiv:2208.07623](#)

Yang X. F., Peng S. L., Liu M. B., 2014, Appl Math Model, 38, 3822

Yoshikawa K., Yoshida N., Umemura M., 2013, ApJ, 762, 116

Zhang T., Liao S., Li M., Gao L., 2019, MNRAS, 487, 1227

van den Bosch F. C., Jiang F., 2016, MNRAS, 458, 2870

van den Bosch F. C., Ogiya G., 2018, MNRAS, 475, 4066

van den Bosch F. C., Ogiya G., Hahn O., Burkert A., 2018, MNRAS, 474, 3043

APPENDIX A: APPLICATION TO AND INTERACTIONS WITH COLLISIONAL FLUID OR N-BODY DYNAMICS

We have been careful throughout to emphasize that our derivations apply to collisionless (or weakly-collisional) self-gravitating systems in methods (like standard N -body approaches) that do not evolve the 6-dimensional phase space distribution function $f_s(\mathbf{x}, \mathbf{v}, t)$. Of course, if one did evolve the full f_s , then one can derive a unique and *consistent* energy-conserving adaptive force softening. By far the most common examples of this are for “collisional” systems: either collisional or “direct” N -body methods, or fluid dynamics.

First consider the simple case of collisional/direct N -body methods, where every mass really is point-mass-like relative to the simulation resolution. Then $f_s = \sum_a \delta_a(\mathbf{x} - \mathbf{x}_a, \mathbf{v} - \mathbf{v}_a, t)$ is actually the correct f_s and we actually have a system of point masses, as we started from in § 2. In this case, the correct, consistent, and physically derived equations of motion are just those in § 2 for a constant/fixed softening h_a ($\Upsilon \rightarrow 0$; § 3.1) with $h_a \rightarrow 0$ set to some arbitrarily small value (it can be non-zero to prevent divergences and represent e.g. compact object collisions or accretion).

In most modern fluid dynamics methods like finite-volume/element methods, one does evolve the full f_s in each cell, typically by decomposition into $f_s = \rho(\mathbf{x})\mathcal{U}_v(\mathbf{v} - \langle \mathbf{v} \rangle, \langle \mathbf{v} \rangle)$, where $\rho(\mathbf{x})$ is the *continuously-defined* ρ (usually defined by virtue of the cell-centered values $\rho(\mathbf{x}_a)$ and some gradient-based reconstruction which depends on the details and order of the method), $\langle \mathbf{v} \rangle$ is the mean velocity of the fluid in the cell, and the velocity distribution function \mathcal{U}_v is something like a Maxwellian (with the necessary moments of the distribution evolved via variables like the thermodynamic temperature).¹² Integrating over $d^D \mathbf{v}$ at a given position, one simply obtains the usual Euler or Navier-Stokes or MHD equations. In finite-volume/Godunov-type methods, these can then be integrated over volume $d^D \mathbf{x}$ appropriate for the method to define the integrated forces on a fluid element or “cell” at the desired integration accuracy for the method and cell shape. For some finite-volume examples: for fixed/static mesh codes,¹³ this gives equations again equivalent to the “fixed softening” models ($\Upsilon \rightarrow 0$; § 3.1), with h_a directly related to the cell size Δx_a ; for the quasi-Lagrangian MFM/MFV-type finite-volume methods, the consistent Υ terms are essentially identical to those we derive for the n_{NG} method (§ 3.3) for the same kernel function ($K = W$) and radius of compact support (and therefore h_a) used in the method to define the effective hydrodynamic mesh faces, as given in Hopkins (2015, Appendix H); for Voronoi tessellation-based moving mesh methods, the Υ terms are similar but given by a slightly different expression reflecting how the mesh depends on the neighboring mesh-generating point configuration, given in § 5 of Springel (2010).¹⁴ Of course in 6-dimensional finite-volume Vlasov-integrator type methods, we could define a consistent softening for collisionless fluids in the same way, but that is not the subject of our study here.

This means that one can easily treat these “consistent” limits in any code alongside other collisionless fluids where softening is ad-hoc, by simply noting the equivalence of these methods to different “rules” for h_a with correspondingly different Υ terms. This im-

¹² The implicit assumptions of collisionality (mean free paths small compared to resolution) and molecular chaos effectively enforce these forms and close the Vlasov moments hierarchy.

¹³ For non-moving but adaptive-mesh refinement (AMR) methods, this is inconsistent with the actual refinement step. Just like for the fluid dynamics, the self-gravity solver necessarily reverts to zeroth-order accuracy in a refinement step.

¹⁴ Specifically, the $m_a \mathbf{a}_a^{\text{soft}}$ terms in Eq. 107 therein are equivalent to our $m_a m_b (\Upsilon_{ba} - \Upsilon_{ab})$ term in Eq. 20.

mediately makes it clear how to handle interactions between these species and collisionless fluids using any of the “rules” from § 3, following the procedure in § 6, based on using the correct Υ_{ab} based on whether “ a sees b ” in a ’s rule for h_a and vice versa. The only (relatively modest) ambiguity arises in the symmetrization (§ 7), where symmetrizing a consistently-defined f_s element (e.g. gas) with an ad-hoc defined h_a element will, of course, break the strict consistency of the former. However, one case where we can consider a “mixed” multi-species interaction with an exactly-defined f_s is suggestive. Consider an interaction between a fluid-dynamic gas cell and a “true” point mass (direct- N -body) moving through it; it is easy to show the correct symmetrization rule in the mutual interaction is exactly the MAX rule (or our proposed Eq. 45-46 with large n), as argued in § 7. Finally, while for point-mass systems the self-potential term is not defined, if desired it can be defined consistently for fluid dynamics methods, where its effect *internally* causing a gas cell to collapse (resisted by e.g. pressure), as discussed in § B, can be self-consistently treated via sub-grid sink formation/accretion prescriptions.

APPENDIX B: ON THE “SELF” CONTRIBUTION

In § 2, we noted that the potential is defined only between masses, $\sum_b \sum_{c>b} \tilde{\phi}_{bc}$, i.e. there is no “self” contribution. This is important because, although some previous discussions of softening have argued that it can provide some definition of the self-potential (e.g. $m_b^2 \tilde{\phi}_{bb} \sim G m_b^2 / h_b \neq 0$), including such a term (i.e. allowing $\tilde{\phi}_{bb} \neq 0$) would introduce both numerical and physical inconsistencies. Numerically, there are many subtle issues, but we will note two dramatic examples. First, in our derivation (§ 2), if do not use the symmetry properties of $\tilde{\phi}_{ab}$ to simplify the derivation but retain all terms which should vanish under symmetry, then insert the symmetric form of $\tilde{\phi}_{ab}$ with respect to ϕ_{ab}^0 at some later step of our derivation (as in e.g. Price & Monaghan 2007), then depending on which symmetrized form of $\tilde{\phi}_{ab}$ we adopt and specifically where in the derivation we insert its definition, we can arrive at *different* number of countings of the “self potential” term (i.e. $\tilde{\phi}_{bb}$ appears with different pre-factors in terms like ζ) in our final equations-of-motion, while all other terms are identical (as they should be). Thus, the only way to define a consistent equation of motion is to enforce $\tilde{\phi}_{bb} = 0$. Second, consider an isolated particle a in a dominant, smooth, static background potential. If we include “self” potential, then the “self” contribution can, for sufficiently small h_a , dominate the potential Φ_a (and tidal tensor \mathbf{T}_a and contribution to the kernel sums $\tilde{\rho}_a, n_{\text{NGB},a}$). But per § 3, this is what is used to calculate h_a in the first place. Thus it is easy to show that there is no *unique* solution for h_a under these conditions, which can cause discontinuous “jumps” in h_a .

Physically, we can see even more fundamental reasons why this must vanish. Broadly speaking there are two interpretations of force softening for collisionless populations in N -body simulations (both of which recognize its intrinsically ad-hoc nature, per § 1-2, and ultimately give rise to identical equations of motion). The first is to view softening as a “smoothing operation” (see e.g. Hernquist & Katz 1989; Merritt 1996; Dehnen 2001; Barnes 2012). In this picture, one derives the discrete N -body Lagrangian from the continuous Vlasov-Poisson equation via the only truly consistent phase-space distribution function f_s which gives rise to the standard (single-valued velocity and position-centered) equations, namely a δ -function f_s , i.e. one obtains the potential for a set of point masses. One then *ad-hoc* convolves the potential with a (spatially-variable) smoothing operator to remove the divergences.¹⁵ In this picture,

since the self-potential of a point mass does not exist (i.e. the potential field derived is only that of “interaction terms”), one cannot “generate” such a term via convolution, and the softened self-potential is zero because it never existed in the first place.

A second interpretation of softening is what we will call the “rigid body” or “extended mass” interpretation (see e.g. Dyer & Ip 1993; Merritt 1996; Romeo 1998; Athanassoula et al. 2000; Rodionov & Sotnikova 2005; Price & Monaghan 2007). In this picture, one assumes that each N -body particle really does represent an extended mass distribution of many collisionless micro-physical collisionless particles, distributed according to some density function like K in § 8, with some characteristic spatial extent h_a , that defines the macroscopic N -body or “super-particle” a . Naively this might appear to naturally produce a consistent self-potential. However, recall that in deriving the discrete Lagrangian and equations of motion, if we do not evolve the entire velocity distribution function at each point in space and time ($f_s(\mathbf{x}, \mathbf{v}, t)$) – true of *all* N -body methods for collisionless systems for which adaptive force softening as described here is remotely applicable – then we *necessarily* assume that the distribution function “within” each extended mass or rigid body a is infinitely cold (i.e. a δ -function in velocity space, even if spatially extended, $f_s^a \propto K(\mathbf{x}, \dots, h_a[t]) \delta(\mathbf{v} - \mathbf{v}_a)$). If we did not do this, not only would our equations of motion be inconsistent and energy conservation be violated, but the “particles” would become arbitrarily distorted and mixed between one another over time (as they would if we actually evolved the f_s correctly in 6 dimensions with some explicit Vlasov integrator). Now again consider a single particle a in (relative) isolation in a smooth, static background potential. If we actually integrated the self-contribution correctly, since the distribution function is cold and the species collisionless, the extended mass distribution will necessarily collapse under its own self-gravity into a point mass $h_a \rightarrow 0$. This is both unphysical and defeats entirely the point of softening in the first place; as a result, for any sensible “rule” for h_a used in an actual softening implementation (e.g. every example in § 3), under these conditions h_a will instead remain constant. We have therefore necessarily implicitly invoked some artificial internal energy (e.g. some artificial “degeneracy pressure” or other artificial internal force) which resists this collapse.¹⁶ Since h_a is constant in the absence of any rearrangement of the external mesh/particle/gravity configuration, it follows that this artificial internal energy must *exactly* balance the gravitational self-energy at all times. Therefore if we wanted to account for total energy conservation accurately (the point of our derivations in § 2) including the gravitational “self-energy” of an N -body particle a , then we must necessarily *also* include the artificial internal energy terms. But the latter, by definition, exactly cancel the former. Thus the “net” self-energy contribution to the Lagrangian (Eq. 2) must vanish identically.

In any case, all of these arguments require $\tilde{\phi}_{bb}$ vanish for consistency, for any standard N -body method integrating softened *collisionless* particles. One can, of course, define a meaningful self term for a population f_s if one actually evolves the entire distribution function (as is done for collisional gases in e.g. finite-volume hydrodynamic methods; see § A, as well as some Vlasov solvers which integrate the entire 6-dimensional f_s for collisionless species in e.g.

tion, this becomes equivalent to the second, “extended mass” interpretation we discuss next.

¹⁶ Recall these particles are collisionless, so this is not analogous to real hydrodynamic pressure applicable for the gas, and despite this internal force, we must still allow the N -body particles to “pass through” one another, so this artificial internal energy acts only on the micro-particles inside “their own” macro-particle a , exactly opposing their internal gravitational collapse, with zero cross-term (zero interaction term between micro particles in different “macro” N -body particles $a \neq b$).

¹⁵ If one instead convolves f_s with some spatial smoothing operator before solving the Poisson problem, to obtain a spatially extended mass distribu-

Filbet et al. 2001; Yoshikawa et al. 2013; Colombi & Touma 2014; Sousbie & Colombi 2016; Mocz & Succi 2017; Tanaka et al. 2017, but these are not the methods of interest in our study here). One might think this is somewhat philosophical, since in the equations of motion, $\nabla_a \tilde{\phi}_{aa}$ would vanish for any of the definitions of ϕ^0 in § 8 even if $\tilde{\phi}_{aa} \neq 0$, but not only would $\tilde{\phi}_{aa} \neq 0$ appear in any energy accounting of the system if it were allowed, it would also appear in terms like ζ , and Φ and \mathbf{T} in the equations of motion as well as in many other places in a typical code, if these are used for determining h or timesteps or star formation or other rules in the simulation.

APPENDIX C: CHOOSING A REASONABLE NORMALIZATION FOR TIDAL SOFTENING

In Eq. 35 we propose a rule for the softening of the form $h_a = \epsilon (Gm_a / \|\mathbf{T}_a\|)^{1/D}$, and note that the choice of the normalization constant ϵ is somewhat arbitrary and irrelevant for our discussion. That said it is useful to give some estimates for “reasonable” values of ϵ (note the appropriate normalization constants N_{ngb} or M_0 for the n_{NGB} and $\tilde{\rho}$ methods are discussed already in detail in the literature cited in § 3.2-3.3). To do so, is helpful to consider two limiting cases for the matter distribution/potential.

First, consider a locally isotropic mass distribution with local mass density ρ , sampled with similar-mass particles m in the vicinity of the particle of interest. Then the local mean inter-particle spacing is $\Delta x = (\rho/m)^{-1/D}$, and the norm of the tidal tensor is $\|\mathbf{T}\| = 4\pi D^{-1/2} G \rho$. Rearranging Eq. 35, we obtain

$$\epsilon = \left(\frac{4\pi}{D^{1/2}} \right)^{1/D} \alpha_h \equiv \left(\frac{4\pi}{D^{1/2}} \right)^{1/D} \frac{h}{\Delta x} \quad (\text{C1})$$

where we have defined the parameter α_h to represent the “desired” ratio of h to the mean inter-particle spacing Δx

$$\alpha_h \equiv \frac{h}{\Delta x}. \quad (\text{C2})$$

Intuitively α_h should be $\mathcal{O}(1)$ in this setup, but the desired value of h depends, of course, on how it is defined in a particular softening kernel function. For the sake of specificity let us take the softening kernel (§ 8) generated by K equal to the cubic spline (b_4 kernel) in $D = 3$ dimensions, with $h = h_{b_4}$ defined to be the usual “core” radius (close to the RMS or FWHM) equal to $= 1/2$ the radius of compact support (Price 2012). Then we have $\epsilon \rightarrow 1.94 \alpha_h$, with the “optimal” softening considerations described in the many numerical studies discussed in § 1 & 3 favoring $h_{b_4} \approx (1-2) \Delta x$, i.e. α_h between 1 and 2, so $2 \lesssim \epsilon \lesssim 4$. Smaller values will produce excess noise in the potential, while larger values will degrade the effective resolution (the accuracy is qualitatively similar to that of density estimation, see e.g. Dehnen & Aly 2012, though note that there is more freedom in the problem here since there is no pairing instability).

With this in mind, consider an opposite extreme, of test particles of mass m in a smooth background (3-dimensional) collective potential which we will approximate as nearly-Keplerian $\sim GM_{\text{enc}}/\ell$ (a “maximally anisotropic” case). In this case $\|\mathbf{T}\| = \sqrt{6} GM_{\text{enc}}/\ell^3$. Applying the same rule and kernel definitions, we can calculate the maximum possible or worst-case “two body” acceleration experienced by such a particle passing directly through the center of another, $|\mathbf{a}|_{\text{max}}^a \approx 0.32 (m/M_{\text{enc}})^{1/3} \alpha_h^{-2} |\mathbf{a}_{\text{background}}|$ where $|\mathbf{a}_{\text{background}}| = GM_{\text{enc}}/\ell^2$ is the dominant smooth collective acceleration. Since $m \ll M_{\text{enc}}$ by definition in this situation, we are ensured $|\mathbf{a}|_{\text{max}}^a \ll |\mathbf{a}_{\text{background}}|$ for reasonable choice of α_h , but can minimize these errors by choosing a value of α_h towards the larger end of the range above, but this will come with a tradeoff in e.g. resolving substructure as discussed in the main text. The default implementation of this module in GIZMO, for example, adopts a value

$\alpha_h \sim 1$. It is more cumbersome to calculate the rms velocity deflection and effective “ N -body heating rate” for a given method (Ma et al. 2021, 2022), but a simple estimate of the “worst-case scenario” for a two-body encounter (marginalizing over particle trajectories and velocities) gives a fractional deflection (relative to Keplerian) of $\sim 0.01 (m/M_0)^{2/3}$ for $\alpha_h \sim 1-2$ and the same kernel (though a typical encounter will produce an effect orders-of-magnitude weaker, assuming the collisionless particles have relative velocities of order the Keplerian speed, see Hopkins et al. 2018 for discussion).

APPENDIX D: ADDITIONAL COMPARISONS

Here we include some additional tests and comparisons from the cosmological simulations already presented in § 10, which inform the discussion in the main text.

Fig. D1 repeats Fig. 10 from the main text, showing the primary halo mass density profile and median softening lengths, for a wider range of simulations. We did not show all of these for clarity in the main text because the different “groups” of simulations (using different models for h) behave essentially identically.

Fig. D2 shows some additional (sub)halo properties versus mass as diagnostics of their internal structure and how it is influenced by softening. In each case we see what we would expect from e.g. Figs. 7-9 in the main text, where the larger fixed- h and neighbor-based softening models exhibit systematic biases (with the sense of halos being artificially “less bound” or “puffed up”) at the same mass scales where the subhalo MF was suppressed.

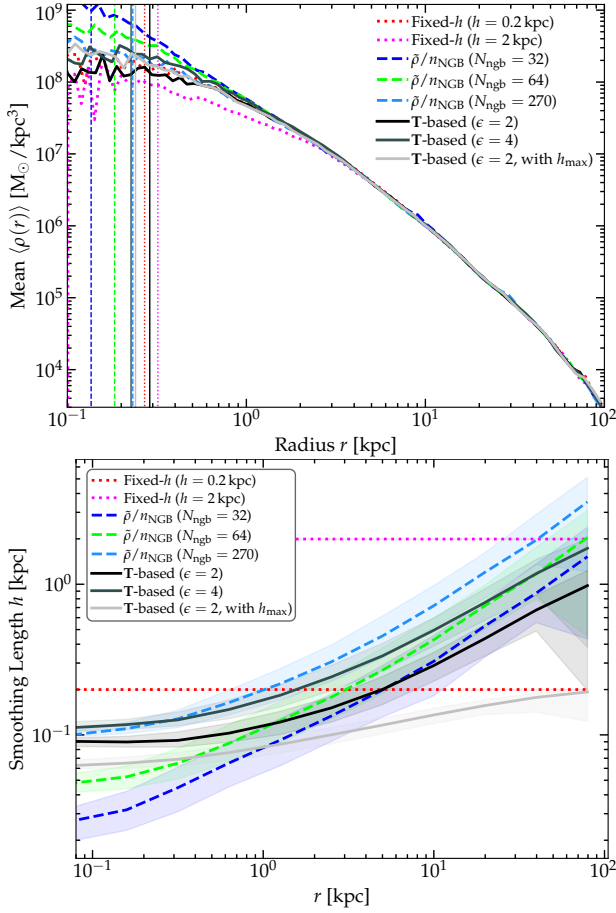


Figure D1. *Top:* Additional radial density profiles of the primary halo, as Fig. 10, for the additional softening variants run. For each softening “rule” (e.g. fixed- h , tidal, or neighbor-based), the behaviors are quite similar to the examples in Fig. 10, and all show excellent agreement at radii well outside the expected convergence radii in this particular diagnostic (except for the largest fixed-softening run with $h = 2$ kpc, which as expected deviates from the converged profile within a couple softening lengths). *Bottom:* Values of h versus radius r for the same models.

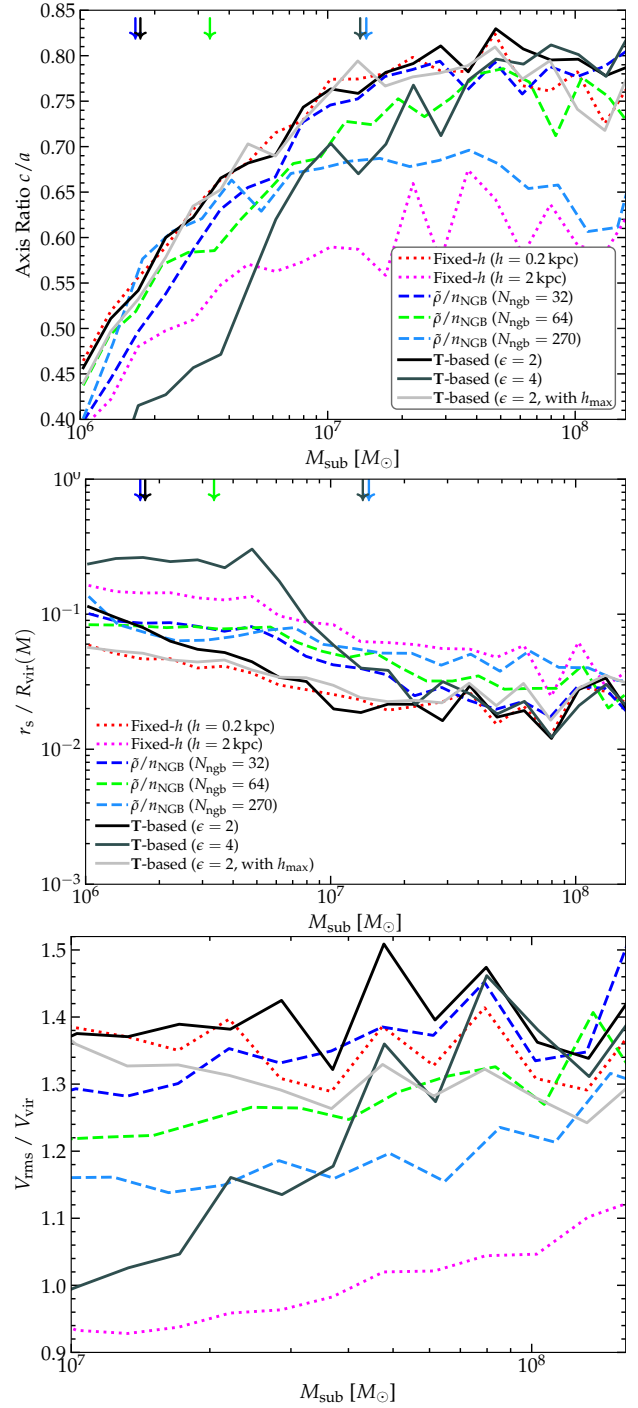


Figure D2. Internal properties of subhalos and isolated halos (qualitative trends are the same for both) in the specified mass range as a function of mass, for the simulations in Fig. 8. *Top:* Smallest-to-largest axis ratio c/a from the moments of the halo. *Middle:* Scale radius r_s , normalized to the expected virial radius for an isolated halo of the same virial mass as the instantaneous halo/subhalo mass. *Bottom:* Root-mean-square (rms) velocity dispersion relative to the expected virial velocity for an isolated halo of the same virial mass as the instantaneous halo/subhalo mass. For each, we plot the median value for all (sub)halos in narrow mass intervals. Arrows label the mass where we expect the scale radii of isolated halos to become unresolved for a given softening model, per Fig. 8. We see trends consistent with Fig. 8: at masses where a given model suppresses the subhalo MF, it tends to over-estimate r_s/R_{vir} (i.e. artificially “puff up” the halo) and under-estimate c/a and $V_{\text{rms}}/V_{\text{vir}}$.