

Massive black hole assembly in nuclear star clusters

Konstantinos Kritos,^{1,*} Emanuele Berti,^{1,†} and Joseph Silk^{1,2,3,‡}

¹*Department of Physics and Astronomy, Johns Hopkins University,
3400 North Charles Street, Baltimore, Maryland 21218, USA*

²*Institut d'Astrophysique de Paris, UMR 7095 CNRS and UPMC, Sorbonne Université, F-75014 Paris, France*

³*Department of Physics, Beecroft Institute for Particle Astrophysics and Cosmology,
University of Oxford, Oxford OX1 3RH, United Kingdom*

(Dated: December 15, 2022)

Nuclear star clusters, that fragment into metal-poor stars *in situ* at the centers of protogalaxies, provide ideal environments for the formation of intermediate-mass black holes with masses $10^3 - 10^6 M_\odot$. We utilize the semi-analytic model implemented in RAPSTER, a public rapid cluster evolution code. We implement simple recipes for stellar collisions and gas accretion/expulsion into the code and identify the regimes where each channel contributes to the dynamical formation of intermediate-mass black holes via repeated mergers of stellar black-hole seeds. We find that intermediate-mass black hole formation is almost inevitable if the initial mean density of the nuclear cluster is $> 10^8 M_\odot \text{pc}^{-3}$. Million solar mass black holes can form within 100 Myr in the heaviest ($> 10^7 M_\odot$) and most compact ($< 0.5 \text{ pc}$) nuclear clusters. We demonstrate that by today these resemble the observed range of nuclear clusters in dwarf galaxies and that there are potential gravitational-wave signatures of the massive black-hole formation process.

I. INTRODUCTION

A growing number of intermediate-mass black hole (IMBH) candidates, with masses in the range $10^3 - 10^6 M_\odot$, have been identified in the centers of nearby dwarf galaxies [1–4]. Often, these black holes (BHs) are surrounded by nuclear star clusters (NSCs), which are extremely crowded stellar environments [5]. This co-existence might suggest that NSCs have played a role in the formation of IMBHs.

Supermassive BHs, with masses of up to several billions of solar masses, are also believed to power quasars at redshift $z > 6$ [6–8] and are found in the centers of all massive galaxies [9]. The rapid emergence of these objects in the high-redshift Universe is puzzling, however, most researchers now believe that IMBH seeds may provide the missing link to the heaviest BHs observed in the Universe [10]. These seeds can then grow by a combination of clustering, merging and gas accretion [11]. The current challenge is then transformed into understanding how these seeds formed in the first place.

Direct collapse of pristine gas clouds at $z > 10$ [12–14], gravitational runaways of stars or of BHs in the cores of star clusters [15–23], and accretion [24] are a few channels for IMBH seed formation. While most studies focus on each channel independently, many of these mechanisms may apply simultaneously. This motivates us to consider IMBH growth in NSCs that formed *in situ* at the centers of protogalactic discs [25] in dwarf galaxies. To carry out these simulations, we make use of the semianalytic model RAPSTER [26], which is a rapid cluster evolution public code that simulates the dynamical formation of

black-hole binaries. We have implemented stellar merger and residual gas accretion/expulsion recipes into this code to consider the effects of these physical processes all at once.

In the following, we first identify the initial conditions for which gas accretion and stellar mergers apply (Sec. II). In Sec. III we discuss the anatomy of IMBH growth through examples, and in Sec. IV the gravitational-wave (GW) signal associated with mergers between IMBHs and smaller BHs. In Sec. V we present the results for a population of NSCs, estimate the probability for IMBH formation, and set bounds on the initial compactness of globular clusters (GCs) based on current constraints. We follow their evolution to the current epoch and compare with local observations. In Sec. VI we present conclusions and directions for future work. To improve readability, the details of our model (including the initial conditions and the physical processes we consider) are given in Appendix A.

II. INITIAL CONDITIONS

Depending on the initial conditions of NSCs, mass $M_{\text{cl},0}$ and half-mass radius $r_{\text{h},0}$, the IMBH can emerge as a consequence of runaway stellar mergers and/or repeated BH mergers. In Fig. 1 we identify the regions of the $r_{\text{h},0} - M_{\text{cl},0}$ parameter space where effects of stellar mergers and residual gas accretion affect IMBH growth, selecting three typical values of star formation efficiency of $\varepsilon = 3\%, 10\%, 30\%$ (consistent with observations in the local Universe [27]).

Stellar mergers are likely to trigger IMBH growth in lighter clusters, because their core collapse and relaxation timescales are small enough for massive stars to concentrate and collide before they evolve into compact objects. In particular, runaway stellar collisions occur if the core of

* kkritos1@jhu.edu

† berti@jhu.edu

‡ silk@iap.fr

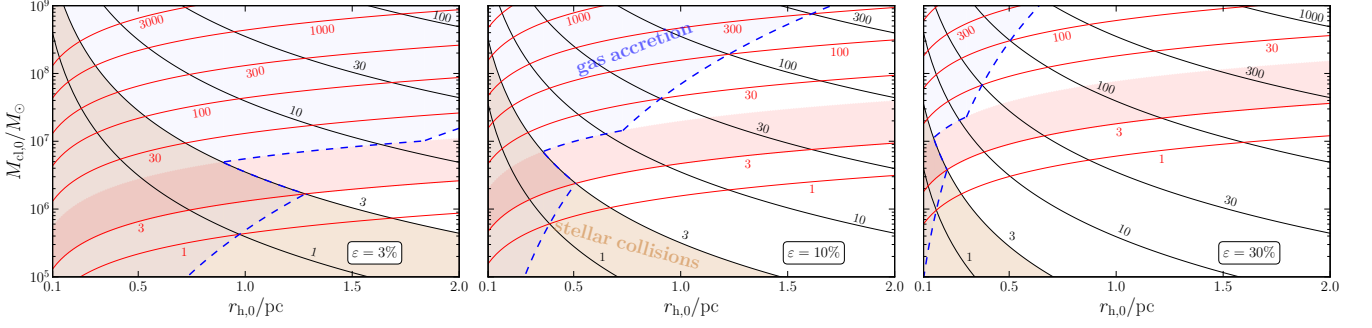


FIG. 1. Core-collapse time τ_{cc} (black, negative-slope contours) [cf. Eq. (A2)] and gas-expulsion timescale τ_{ge} (red, positive-slope contours) [cf. Eq. (A7)] in the parameter space of initial cluster mass $M_{cl,0}$ and initial half-mass radius $r_{h,0}$. Contour labels refer to timescales in Myr. The blue region above and to the left of the blue-dashed curves correspond to clusters for which $\tau_{cc} < \tau_{ge}$. The red stripes corresponds to clusters with a gas expulsion timescale of 3 Myr, the typical lifetime of massive stars. The peru-filled regions correspond to clusters for which $\tau_{cc} < 3$ Myr. The panels show the contour plots for three representative values of ε , the star formation efficiency.

the cluster collapses on a timescale less than the lifetime of massive stars, which is around 3 Myr.

Residual gas, not turned into stars, may be accreted by the central IMBH that just started to grow, as well as by smaller BHs, before the gas disperses away due to stellar feedback (radiation from OB stars and supernovae). Nevertheless, for gas to have an effect on the growing IMBH, it should be retained for tens or hundreds of Myr, and this requires very deep potential wells that prolong its presence in the cluster. As seen from Fig. 1, this is achieved for the most massive compact clusters, as the binding energy of the gas cloud is proportional to $(1 - \varepsilon)M_{cl}^2/r_h$ [28]. In those cases—with initial conditions that lie to the left of the blue-dashed line in Fig. 1—the gas expulsion timescale is much larger than the time necessary for the formation of the central BH subcluster.

III. GROWTH HISTORY OF INTERMEDIATE-MASS BLACK HOLES

As the number of retained stellar black holes (SBHs)—remnants of massive star evolution—can be up to hundreds of thousands, there can potentially be a large number of mergers among SBHs in a relatively small timescale. The reaction rate between SBHs is enhanced by mass segregation (in an attempt to reach energy equipartition with low-mass stars, SBHs sink toward the center [29]). Figure 2 shows the merger tree history of three NSC simulations, varying the initial total mass.

The two lighter simulated NSCs (red and blue points) collapse on a timescale < 3 Myr and a head-start IMBH forms via stellar collisions. Once the supermassive star collapses, the IMBH continues to grow slowly by merging with SBHs over the course of a Hubble time. The runaway star, due to rejuvenation as it merges with smaller stars, can survive a little longer than 3 Myr. Some gas accretion affects the IMBH of the $10^7 M_\odot$ model in the first $\simeq 30$ Myr. Even though the $10^6 M_\odot$ cluster initially had

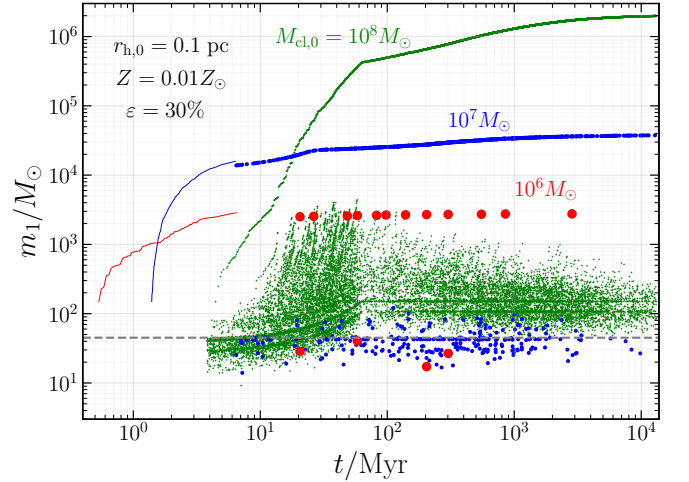


FIG. 2. Merger tree history of three clusters with $r_{h,0} = 0.1$ pc and initial masses shown with text in the plot, 30% of which fragmented into stars. The metallicity Z was set to 1% of the solar metallicity $Z_\odot = 1.4\%$ [34]. Every point corresponds to a binary merger episode at time t with primary mass m_1 . Models with $M_{cl} = 10^6 M_\odot$ and $M_{cl} = 10^7 M_\odot$ experienced an initial phase of runaway stellar collisions, and the evolution of the supermassive star—which collapses into an IMBH at $t \simeq 7$ Myr—is shown by the thin solid lines. The horizontal dashed line at $m_1 \simeq 45 M_\odot$ represents the lower edge of the pair-instability supernova gap [35].

an escape velocity of a few 10 km/s—which decreases as it expands and evaporates—the IMBH is not ejected, because IMBH-SBH events are low-mass ratio inspirals whose merger products hardly receive a significant GW kick [30]. In our model, GW kicks are computed using the PRECESSION code [31–33].

The heaviest cluster collapses on a timescale > 3 Myr, and thus stellar collisions have no effect. Regardless, the conditions in the core are so extreme that repeated BH

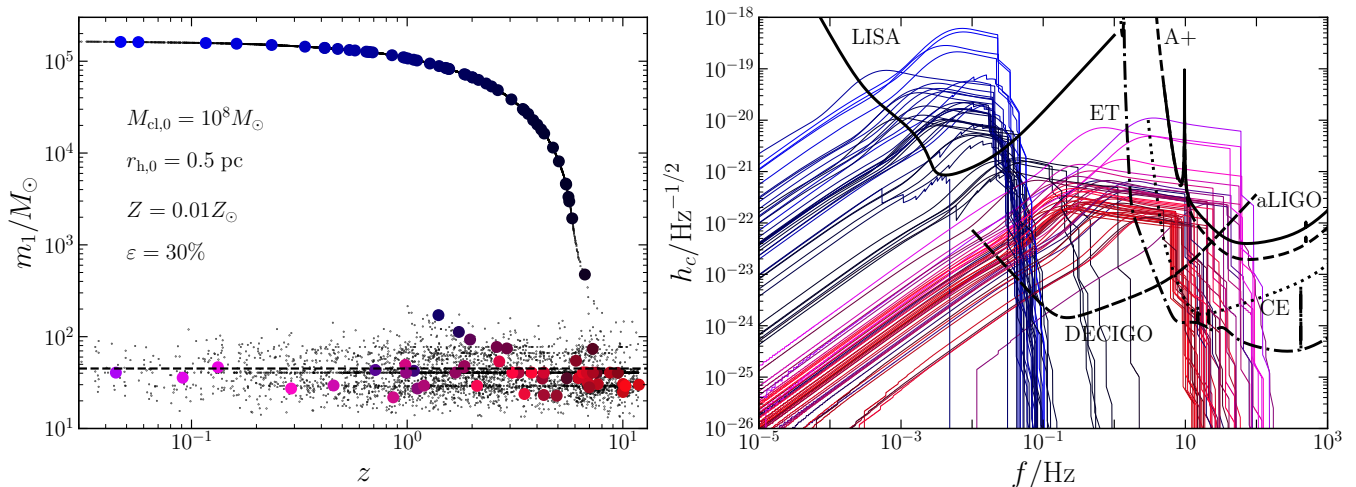


FIG. 3. Left panel: Merger tree history of a NSC (with initial conditions shown in the inset) and formation of an IMBH by repeated BH mergers. The points correspond to the primary masses m_1 of inspirals that merged at redshift z . A random sample of 100 mergers are shown with large colored dots. Right panel: the total characteristic GW strain h_c of the 100 random events highlighted in the left panel, as a function of detector-frame GW frequency f . All BBHs were evolved adiabatically using Peters’ formalism [36] from their formation until the last stable orbit. The black lines (solid, dashed, and dotted) correspond to $\sqrt{fS_n(f)}$ for future GW observatories. The sensitivity curves for LISA, DECIGO, and ground-based detectors (ET, CE, A+) were obtained from Ref. [37], [38], and [39], respectively. The strain for aLIGO can be found online [40]. The colors of the GW-strain lines in the right panel are mapped one-to-one with those in the left panel.

mergers and gas accretion rapidly build up the mass of a $5 \times 10^5 M_\odot$ IMBH within 100 Myr. Such a process has been referred to as a *cluster catastrophe* [41].

In fact, even SBHs experience gas accretion, increasing their mass up to hundreds of solar masses. This can be observed in the thousands of mergers among SBHs that shift the BH pile-up from $\simeq 35M_\odot$ (a feature of the BH mass spectrum in low-metallicity environments [42]) to $\simeq 100M_\odot$, thus polluting the pair-instability supernova gap [43]. After gas removal, the system becomes dry and the growth continues via mergers. The growth is *dictatorial* [44] in the sense that no second IMBH of comparable mass forms in the same environment, and any such attempt will fail as the primary IMBH will swallow it. In this simulation, the massive BH reaches a mass of $2 \times 10^6 M_\odot$ within a Hubble time.

IV. GWS FROM ECCENTRIC INSPIRALS

The majority of the mergers in our simulations are GW captures between two BHs (one of which might be the IMBH), during which a highly eccentric inspiral merges promptly [45]. The right panel of Fig. 3 shows the characteristic GW strain amplitude h_c (computed following Ref. [46]) including the first 10 harmonics, as calculated for a small random set of 100 inspirals from the simulation of the $10^8 M_\odot$ cluster in the left panel. We neglect for simplicity the merger-ringdown part of the signal.

The value of the initial half-mass radius chosen for this simulation ($r_{h,0} = 0.5$ pc) is larger than the value chosen

for Fig. 2 in order to effectively switch off gas accretion and focus on growth driven by black-hole mergers. There are two broad categories of inspirals: SBH-SBH and SBH-IMBH events.

In the figure we also plot the sensitivity curves of future ground-based and space-borne GW observatories. For consistency, we plot the noise amplitude defined as $\sqrt{fS_n(f)}$ [47], where $S_n(f)$ is the noise power spectral density of each detector. The area between the characteristic strain of each event and the noise amplitude is (very roughly) indicative of the signal-to-noise ratio of that event in a particular detector.

V. PROBABILITY OF IMBH FORMATION

We simulate thousands of NSC models with initial masses drawn log-uniformly in the range $10^4 - 10^9 M_\odot$, initial half-mass radii sampled in $0.1 - 3$ pc, metallicity from 0.01 to 0.5 of the solar metallicity, and for three discrete values of $\varepsilon = 3\%, 10\%, 30\%$. Each cluster is evolved until today ($z = 0$), and we assume that fragmentation took place at $z = 13$.

In Fig. 4 we plot the heaviest BH mass as a function of the cluster mass, at the end of each simulation. Every point represents a single NSC, and points are colored either by their initial mean density (left panel) or initial half-mass radius (right panel). The initial mean density is defined as $\bar{\rho}_0 \equiv 3M_{cl,0}/(4\pi r_{h,0}^3)$. We also plot observational data of NSCs along with their measured central BH masses (from Refs. [48] and [4]).

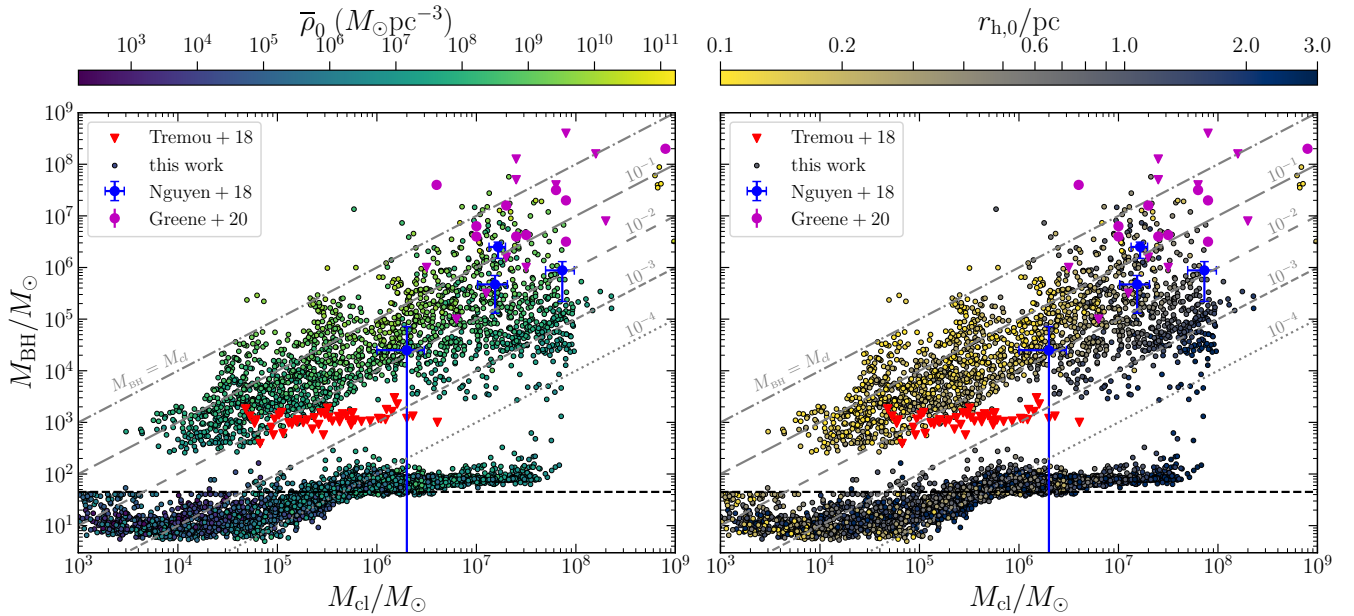


FIG. 4. Mass of the heaviest BH formed versus mass of the cluster at $z = 0$ for a population of simulated NSCs. The color bar shows the initial mean density (left panel) and initial half-mass radius (right panel). The blue, magenta and red points are observational data from Refs. [48], [4], and [49], respectively, while the magenta and red inverted triangles correspond to upper bounds in IMBH mass. The grey dashed lines show the fraction of the cluster’s mass in the IMBH.

The left panel of Fig. 5 shows that in these simulations the formation of a $> 10^3 M_\odot$ IMBH is very likely (with a probability of $\approx 70\%$) in clusters for which $\bar{\rho}_0 > 10^7 M_\odot \text{pc}^{-3}$, while if $\bar{\rho}_0 > 10^9 M_\odot \text{pc}^{-3}$ IMBH formation is inevitable. Furthermore, there is a least a 40% probability that a sparser cluster ($\bar{\rho}_0 < 10^5 M_\odot \text{pc}^{-3}$) may harbor a low-mass IMBH, which typically forms via stellar collisions.

The existence of IMBHs in GCs has perplexed astronomers who tried to find them in their cores [50–53]. It is possible that the conditions in GCs are not favorable for the dynamical growth of IMBHs [17, 54] due to their small escape speeds (commonly a few 10 km/s), which limits the retention of IMBHs formed through a hierarchical BH runaway. Current constraints place the mass of heavy BHs to no more than $\approx 10^3 M_\odot$ in the Milky Way GCs [49]. We show these upper bounds in both panels of Fig. 4 by the inverted red triangles. Nevertheless, our simulations indicate the formation of some IMBHs in systems with properties that resemble those of GCs. These typically correspond to compact clusters with $r_{h,0} \ll 1$ pc, which assembled their IMBHs via runaway stellar collisions. In GCs, the IMBH cannot grow via repeated BH mergers, because the GW kick imparted to the growing BH often exceeds the escape velocity, and residual gas is removed too quickly to have an effect (see Fig. 1).

To compare our results with the current constraints, we consider only clusters with present-day masses $< 10^6 M_\odot$. For a given $r_{h,0}$ we find only a fraction of all simulated systems to form an IMBH above $10^3 M_\odot$ (no larger than

about 30%). A cluster with $r_{h,0} > 0.6$ pc can form an IMBH that does not respect the upper bounds on GCs with probability $\simeq 2\%$, which is consistent with the non-observation of an IMBH in the 47 systems analyzed in Ref. [49]. This constraint weakens with ε , because the efficiency of stellar collisions depends on the relaxation timescale [cf. Eqs. (A1) and (A4)].

The absence of indisputable evidence for massive BHs in GCs allows us to constrain their initial half-mass radius to be not much smaller than 0.5 pc for efficiently ($\varepsilon \gtrsim 10\%$) star forming GCs (see Fig. 5, right panel), otherwise there should be evidence of $\sim 10^4 M_\odot$ IMBHs in some GCs. This conclusion is circumstantially supported by astronomical observations. Young massive clusters ($M_{\text{cl}} > 10^4 M_\odot$) are dense collisional environments detected in the local Universe with ages less than 100 Myr [55], and thus have sizes and masses that are not very different from their initial conditions and not as evolved as GCs. According to data (see e.g. Fig. 9 in Ref. [56]), they scarcely have half-mass radii less than 0.5 pc. If we accept that young clusters are progenitors of GCs, as some theories suggest [57], then it is very likely that the initial conditions of GCs were similar to present-day young massive clusters—albeit at lower metallicity.

VI. CONCLUSIONS

We studied the formation of IMBHs in NSCs evolved to the present epoch, and compared our results with

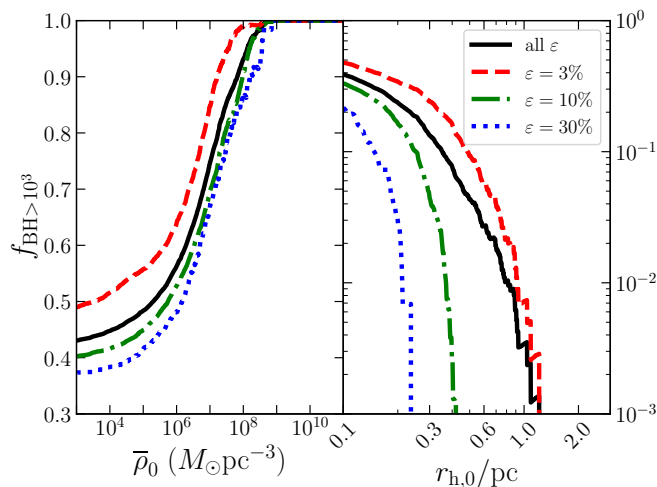


FIG. 5. Fraction of clusters that formed a $> 10^3 M_\odot$ IMBH with $\bar{\rho}_0$ ($r_{h,0}$) larger than the x-axis value in the left (right) panel, respectively. In the right panel, we considered only clusters with a present-day mass $< 10^6 M_\odot$. Colored lines refer to specific values of ϵ , while black solid lines account for all simulated NSCs (summed with a uniform weight).

local observations. We found that the non-observation of massive BHs in GCs suggests that it is unlikely that they formed with a half-mass radius < 0.6 pc. Recent work also found that $> 10^3 M_\odot$ IMBHs can form with high probability in large-mass, high-density star clusters [58].

Our treatment of stellar mergers relies on the collision rate calibrated to N -body simulations of Ref. [59]. More recent N -body studies of IMBH growth from stellar mergers reported the formation of smaller IMBHs, with typical masses of order at most a few hundred M_\odot [60–62]. Note however that the smallest cluster simulated via N -body studies has $r_{h,0} \sim 0.5$ pc [60]. In our simulations, stellar collisions are likely to form $> 10^3 M_\odot$ IMBHs only in the most compact clusters with $r_{h,0} \sim 0.1$ pc. Even in that case, the probability of forming such IMBHs ranges between $\sim 20\%$ and $\sim 50\%$, depending on the star formation efficiency (see Fig. 5). Furthermore, very massive star runaways, whose evolution is highly uncertain, may lose mass by stellar winds at a rate faster than their growth through repeated stellar mergers, resulting in lower-mass remnants [63, 64]. In summary: if the possibility of the formation of supermassive stars in ultra-compact metal-poor clusters is realized in nature, it implies rather stringent constraints on the initial half-mass radius $r_{h,0}$ of GCs.

Our assumption of a Plummer profile is somewhat conservative, because it has been shown that a cuspy distribution of stars may develop around the central IMBH [65, 66]. Cuspy profiles would enhance the interaction rates in the core and boost the growth of the IMBH seed.

IMBH seeds can further grow by accretion in the context of cosmological hierarchical assembly [67]. If two merging galaxies host a central IMBH each, then an IMBH-IMBH binary may form once the two IMBHs approach each

other. A recent study showed that dynamical friction and binary-single hardening lead to the efficient merging of such IMBH-IMBH pairs in the cores of nucleated dwarf galaxies [68].

Asymmetry studies show that some 4-5% of dwarf galaxies have undergone major mergers [69, 70]. Successive early merging events, when the dwarfs are gas-rich and gas accretion also plays a role, should be sufficient to allow seeding of SMBH by IMBHs in massive galaxies. This remains to be quantitatively demonstrated via merger-tree analysis, a topic to which we intend to return. However since most dwarf galaxies have not experienced mergers in the past, IMBH seeds remain as relics to the present day without growing their masses beyond the range that we have predicted.

Observations of gravitational runaways can be made with future GW observatories, such as LISA [71] and DECIGO [72], that will observe mergers of IMBHs and SBHs out to high redshift. In the local Universe, IMBHs that reside in the centers of dwarf galaxies may disrupt white dwarfs with an associated nuclear detonation transient [73] which, together with detections of intermediate-mass ratio inspirals, can unambiguously disclose the existence of the elusive IMBHs.

Finally we cannot resist noting that six young massive star clusters (with estimated stellar masses $10^6 - 10^7 M_\odot$, found in the reionization epoch via lensing of the Sunrise arc [74]) are unusually compact (down to ~ 1 pc) and potential candidates for early NSC formation according to our prescription for IMBH factories.

ACKNOWLEDGMENTS

We thank Andrea Antonelli, Floor Broekgaarden, Roberto Cotesta, Mark Cheung, Giacomo Fragione, Ken Ng, Luca Reali, and Vladimir Stokov for discussions and comments. K.K. and E.B. are supported by NSF Grants No. AST-2006538, PHY-2207502, PHY-090003 and PHY20043, and NASA Grants No. 19-ATP19-0051, 20-LPS20-0011 and 21-ATP21-0010. This work was carried out at the Advanced Research Computing at Hopkins (ARCH) core facility (rockfish.jhu.edu), which is supported by the NSF Grant No. OAC-1920103. The authors acknowledge the Texas Advanced Computing Center (TACC) at The University of Texas at Austin for providing HPC, visualization, database, or grid resources that have contributed to the research results reported within this paper [75]. URL: <http://www.tacc.utexas.edu>.

Appendix A: Methods

In this appendix, we describe the model used to perform NSC simulations (Sec. A 1), as well as our chosen initial conditions (Sec. A 2). We then discuss the most relevant physical processes and formation channels that affect BH growth (Sec. A 3).

1. The model

Our simulations rely on the semianalytical model `RAPSTER`, implemented in a `python` code designed to rapidly simulate the evolution of BH subsystems and the dynamical formation of binary BHs (BBHs) in the cores of star clusters [26]. The version of the code used in this work and the relative documentation are available on GITHUB [76]. BBH formation channels include GW captures during BH–BH hyperbolic encounters, and binary formation by the interaction of three BHs (the 3-body binary, or 3bb, mechanism). The model also accounts for the formation of BBHs through a pair of exchanges from star-star to BH-star to BBHs, as well as binary–binary interactions and the formation of hierarchical triples. It makes use of `PRECESSION` [33] to compute the remnant properties of BBH mergers, such as remnant mass, spin and GW recoil, while all BH spin directions are assumed to be isotropic. The minimum and maximum simulation time-steps are set to 0.1 Myr and 50 Myr, respectively.

A detailed description of the model and its assumptions can be found in Sec. 2 of Ref. [26]. In Sec. (A 3) below, we elaborate on the prescriptions of those physical processes that have been added for this study: runaway stellar collisions and gas accretion/expulsion. In our study of stellar systems in the centers of galaxies we have switched off any effects of dynamical friction and galactic tides.

2. Initial conditions

We consider giant molecular clouds in the central regions of proto-galactic discs within dark matter halos enriched with heavier elements from the first stars (also known as Population III stars [77]). The initial mass $M_{\text{cl},0}$ fragments into stars with metallicity above some critical threshold $Z \gtrsim 10^{-4}$ (referred to as Population II stars) [78, 79]. To accommodate the effect that various degrees of metal enrichment would have on the formation of SBHs we take $Z/Z_\odot \in \{0.1, 0.01\}$, where $Z_\odot = 1.4\%$ is the solar metallicity [34]. We do not regard Population III sites (that could occur at even higher redshift), because it has been shown by cosmological hydrodynamics simulations that these form in relatively low numbers compared to our targeted NSCs in the baryon-rich cores of dark matter haloes [80, 81].

Analysis of disc instabilities in high-redshift proto-galactic environments in the cores of early dark matter halos showed that fragmentation of the central regions into stars can give birth to NSCs formed *in situ* as massive as $10^6 M_\odot$, and with half-mass radii that can be as small as 0.5 pc [25, 82]. We focus on clusters with initial total mass $10^5 \leq M_{\text{cl},0}/M_\odot \leq 10^9$ for two reasons: (i) lighter systems have a lower escape velocity, and thus do not easily retain merger products due to gravitational recoils of the resulting BH [30, 83, 84]; (ii) the cores of more massive stellar environments take longer to collapse and virialize, since they evolve more slowly (e.g. the NSC of

the Milky Way has a relaxation timescale of $\simeq 11$ Gyr [24]) so that the BH subsystem does not form rapidly enough to provide the massive seeds for SMBH growth by $z \approx 6$. We assume the initial half-mass radius of the NSC, that controls the compactness and central density, to be in the range $r_{\text{h},0}/\text{pc} \in [0.1, 3.0]$.

We parameterize the fraction of the gas cloud that forms stars by specifying the star formation efficiency, ε . We take $\varepsilon \in \{3\%, 10\%, 30\%\}$, values which are consistent with observations of present-day star formation efficiencies [27]. The total stellar mass is given by $\varepsilon M_{\text{cl},0}$, whereas $(1 - \varepsilon)M_{\text{cl},0}$ represents the residual gas that did not form stars. To complete the description of our initial conditions, we assume that the NSC fragmented at redshift $z = 13$, the initial binary star fraction is set to 10%, and we take a Plummer profile for the distribution of stars. In particular, the initial central stellar density would be given by $3\varepsilon M_{\text{cl},0}/(4\pi(r_{\text{h},0}/1.3)^3)$, and it evolves self-similarly.

3. Physical processes

a. Core collapse

Star clusters evolve internally via two-body relaxation. The timescale over which energy is shared among the stars as the system attempts to establish thermal equilibrium is given by the half-mass relaxation timescale, and it is expressed as follows (see e.g. Ref. [85], page 40):

$$\begin{aligned} \tau_{\text{rh}} &= \left(\frac{r_{\text{h}}}{GM_{\text{cl}}} \right)^{\frac{1}{2}} \frac{N}{8 \ln \Lambda} \\ &\simeq 843 \text{ Myr} \cdot \varepsilon \left(\frac{r_{\text{h}}}{1 \text{ pc}} \right)^{\frac{3}{2}} \left(\frac{M_{\text{cl}}}{10^7 M_\odot} \right)^{\frac{1}{2}} \frac{0.7 M_\odot}{\bar{m}} \frac{10}{\ln \Lambda}, \end{aligned} \quad (\text{A1})$$

where $N = \varepsilon M_{\text{cl}}/\bar{m}$ is the number of stars in the cluster, and \bar{m} is the average mass $\simeq 0.7 M_\odot$ for a Kroupa (2001) initial mass function (IMF) [86]. Here, we emphasize that M_{cl} denotes the total mass in stars and gas and r_{h} is the half-mass radius. The Coulomb logarithm is approximated by $\Lambda \simeq 0.1N$.

The ultimate fate of self-gravitating systems is to evolve towards a state of core collapse with expanding outer layers, a phenomenon known as *gravothermal catastrophe* [87]. In systems with a broad mass spectrum, the timescale for core collapse is [59]

$$\tau_{\text{cc}} \simeq 0.20 \tau_{\text{rh},0}, \quad (\text{A2})$$

that is, a fraction of the initial half-mass relaxation timescale. Typically, the formation of hard binaries in the center of the system provides the energy source required to halt the collapse of the system into a singularity [88]. Moreover, the heaviest objects in the cluster (BHs in particular) tend to sink and settle into the core of the system, a process known as *mass segregation* [89]. Nevertheless,

complete energy equipartition is rarely attained in collisional stellar systems [90]. A BH subsystem then forms, which persists in the core for up to a Hubble time [91, 92].

In RAPSTER, whenever an interaction occurs among BHs, we draw masses from the list of available BHs in the system according to the dependence of the reaction rate on mass. This choice favors interactions of the heaviest BHs in our simulations.

b. Runaway stellar collisions

When the core of a star cluster collapses, the central density and reaction rates rise dramatically. If the core collapse timescale τ_{cc} occurs faster than massive stars evolve to compact objects, those stars will condense into the central region of the system and, due to finite-size effects, physical stellar collisions will become inevitable [59]. The lifetime of the most massive stars is below 4 Myr (see Table I in [93]), with some dependence on metallicity [94]. Furthermore, we extrapolate the stellar IMF to $150M_{\odot}$, which is believed to be the maximum stellar initial mass based on observations of stellar masses in the Arches cluster [95]. Occasionally we extend the IMF up to $340M_{\odot}$. Since we simulate massive low-metallicity giant molecular clouds which fragment into millions of stars, we almost always find at least one star with a mass above $100M_{\odot}$ for which the lifetime is ≈ 3 Myr. Based on these considerations, we account for the effect of runaway stellar collisions when $\tau_{cc} < 3$ Myr, i.e., when

$$\frac{M_{cl,0}}{10^7 M_{\odot}} \lesssim 3.2 \times 10^{-4} \frac{1}{\varepsilon^2} \left(\frac{r_{h,0}}{1 \text{ pc}} \right)^{-3}. \quad (\text{A3})$$

In this case, massive stars will start coalescing with each other to form a runaway massive star, that later collapses into an IMBH within a few Myr. If the condition (A3) is not met, then the most massive stars will form BHs on a timescale smaller than the core collapses, at which point the core will be BH-dominated.

To account for runaway stellar collisions we implement a simple model into RAPSTER based on Refs. [59, 96, 97]. According to simulations performed by Portegies Zwart et al. (1999) [98], it is typically the heavier stars that begin the runaway process. We assume that once the core collapses at $t = \tau_{cc}$, the first stellar collision occurs, and that it involves the heavier star (the seed) in the cluster [59]. As in Ref. [59], the minimum stellar mass $m_f(t)$ that sinks into the core at time t in the simulation is inversely proportional to t (see Eq. (9) from that reference), because the dynamical friction timescale depends on the mass m as a fraction $\sim \bar{m}/m$ of the half-mass relaxation timescale. To carry out the stellar collision at time t , we draw the mass $m_s \geq m_f(t)$ of the secondary from the list of stellar masses as sampled from the IMF. In order to favor the collision of heavier stars with the runaway, we draw m_s according to the distribution $p(m_s) \propto m_s^{3/2}$, based on the mass-dependence

of the reaction rate. The timescale between successive collisions of the runaway with other stars is computed as follows [see Eq. (17) from [59]]:

$$\tau_{coll} \simeq 0.23 \text{ Myr} \frac{\tau_{rh}}{500 \text{ Myr}} \frac{10^7}{N}. \quad (\text{A4})$$

After the collision, the two main sequence stars fuse together into a single new main sequence star. The mass m'_r of the collision product is $m'_r = (1 - \phi)(m_r + m_s)$, where m_r is the mass of the runaway star and ϕ is the fraction of mass lost during the collision (see the fit given in Ref. [96]). Since $m_s \ll m_r$, often this equation reduces to $m'_r \simeq m_r + m_s$, known as the sticky-sphere approximation [60].

Typically, the runaway star (which is the primary) is the most evolved of the two stars involved in the merger. Therefore, the secondary supplies fresh hydrogen fuel and extends the lifetime of the runaway star, provided efficient H/He mixing is achievable [99]. This rejuvenation process occurs only when both stars are burning Hydrogen. We compute the age of the collision product as [97, 100]

$$\tau'_r = f_{rej} \frac{\tau_{MS}(m'_r)}{m'_r} \left[\frac{m_r \tau_r}{\tau_{MS}(m_r)} + \frac{m_s \tau_s}{\tau_{MS}(m_s)} \right], \quad (\text{A5})$$

where τ_r and τ_s are the stellar ages of the runaway and the secondary before the collision, respectively, and $\tau_{MS}(m)$ is the lifetime of a star with mass m on the main sequence. We set f_{rej} , which quantifies the amount of rejuvenation experienced by the stellar collision remnant via hydrogen mixing, equal to 1.0, as in Ref. [60].

We update the simulation time at every collision and set the timestep equal to τ_{coll} (cf. Eq. (A4)). Over time, lighter stars penetrate the core of the cluster, and it becomes more likely that the runaway swallows smaller stars. Thus, the growth of the runaway saturates. The runaway persists as long as $\tau_{coll} < \tau_{MS}(m_r) - \tau_r$, i.e., when the remaining lifetime of the massive star is longer than the collision timescale, or when 50% of massive stars have collapsed into BHs. The latter condition is a conservative choice we make as a termination criterion for the stellar runaway growth.

In Fig. 6 we show that our stellar collision model is in good agreement with the analytical prescription of Ref. [59], as it should be (after all, our collision rate follows that reference). However, we predict slightly smaller masses near the end of the collisional runaway, especially in massive clusters. We have checked that during the simulation some massive stars that do not undergo coalescence evolve into BHs in real time as the runaway coalescence proceeds. Thus, the mass of the runaway star saturates, as it is only fed by lighter stars. This is more realistic than the analytical formula presented in in [59], which does not take into account stellar evolution. We have verified this hypothesis by turning off stellar evolution, and indeed we get better agreement with Ref. [59], as shown by the thin solid lines in Fig. 6. In our main simulations we do allow for the depletion of heavier-mass runaway stars due to stellar evolution.

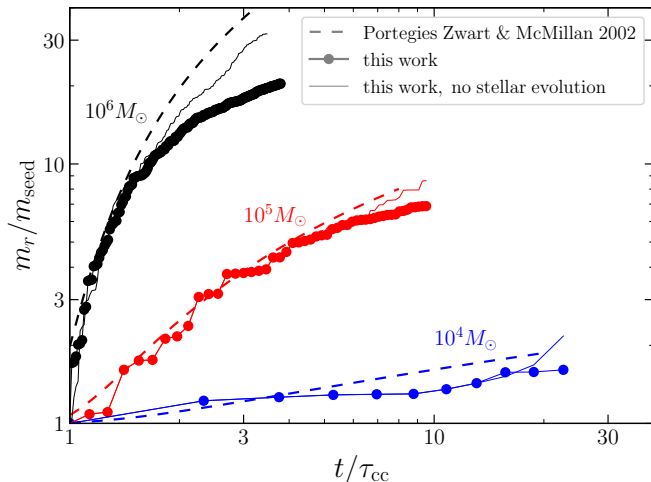


FIG. 6. Comparison of our stellar collision model with the analytical prescription of Ref. [59]. We plot the mass m_r of the runaway star normalized to the seed mass m_{seed} as it grows in time (where time t is measured in units of the core collapse timescale τ_{cc} for each cluster) for three values of the cluster mass, as indicated in the figure. Each filled dot corresponds to a stellar collision. The initial half-mass radius is $r_{h,0} = 0.1$ pc for all three clusters. The thin solid lines show the seed growth when we ignore the effect of stellar evolution.

c. Residual gas accretion and removal

Only a fraction ε of the original giant molecular cloud turns into stars and for the first Myr the star cluster is embedded into a gas cloud [27]. The remaining gas within the cluster does not settle into the core forever, but it is expelled from the system altogether due to stellar feedback (radiation and winds from OB stars) [101]. The expulsion timescale of this residual gas due to feedback from OB stars depends on the depth of the potential well of the cluster, and is given by [28]:

$$\tau_{\text{ge}}^{\text{OB}} \simeq 0.71 \text{ Myr} \frac{1 - \varepsilon}{\varepsilon} \frac{M_{\text{cl}}}{10^7 M_{\odot}} \frac{1 \text{ pc}}{r_h}. \quad (\text{A6})$$

It is usually assumed that any remaining gas is removed from the cluster on timescales smaller than that of stellar evolution, thus the impact of residual gas accretion onto BHs is ignored in most studies. However it could have a significant effect if the gas expulsion timescale τ_{ge} is longer than the formation of the compact BH subsystem. Therefore, BHs accrete from the residual gas until its complete dispersion as long as $\tau_{\text{ge}} > \tau_{\text{cc}}$. Evidently, massive compact clusters, with deep potential wells, expel their gas component on a longer timescale, thus allowing for stellar BHs (SBHs), with masses up to $\sim 100 M_{\odot}$, to feed from gas. Moreover, the smaller ε , the larger the amount of residual gas and the smaller the core collapse timescale, since the latter scales with the number of stars: cf. Eq. (A1). We grow the mass of all in-cluster BHs (both single and in binaries) by applying the Bondi accretion

rate formula for dm_{BH}/dt capped by the Eddington limit. For simplicity, we do not implement spin-up prescriptions for the accreting BHs.

Individual supernova (SN) explosions release large amounts of energy, typically of order 10^{51} erg. The total amount of energy produced by all SNe altogether, E_{SN} , is given by Eq. (15) from [28]. We denote by $E_{\text{gas}} \simeq 0.4(1 - \varepsilon)GM_{\text{cl}}^2/r_h$ the binding energy of the residual gas cloud in the cluster. If $E_{\text{SN}} > E_{\text{gas}}$, feedback from supernovae is capable of removing the gas from the cluster on a timescale of $t_{\text{ge}}^{\text{SN}} = 3 \text{ Myr}$ [28]. However, if $E_{\text{SN}} < E_{\text{gas}}$, feedback from SNe cannot unbind the gas cloud from the cluster, and its removal proceeds by stellar winds and radiation on a longer timescale. In that case, formally, we have $\tau_{\text{ge}}^{\text{SN}} = \infty$.

Finally, the gas cannot disperse faster than the dynamical time, r_h/c_s , which sets the lower bound for the gas expulsion timescale τ_{ge} . Putting all the pieces together, and assuming that the total power released is the sum of the power produced by each different feedback mechanism, we compute τ_{ge} as

$$\tau_{\text{ge}} = \max \left\{ \frac{r_h}{c_s}, \min [\tau_{\text{ge}}^{\text{OB}}, \tau_{\text{ge}}^{\text{SN}}] \right\}. \quad (\text{A7})$$

We assume that the gas (primarily composed of Hydrogen) disperses and its mass evolves exponentially with time [102], but unlike that reference we do not consider an initial time delay in gas expulsion:

$$M_{\text{gas}}(t) = (1 - \varepsilon)M_{\text{cl},0}e^{-t/\tau_{\text{ge}}}. \quad (\text{A8})$$

The sound speed in the gas is computed using the virial theorem as $c_s = (0.4GM_{\text{cl}}/r_h)^{1/2}$. Assuming the gas is homogeneous and follows the Plummer profile, its mass density in the core is given by $\rho_{\text{gas}}(t) \simeq 0.53M_{\text{gas}}(t)/r_{h,\text{gas}}(t)^3$. The half-mass radius of gas evolves according to Eq. (3) from Ref. [103], and at time $t = 0$ we set $r_{h,\text{gas}}(t = 0) = r_{h,0}$ as the initial condition.

d. Black hole mergers

Once the residual gas disperses away from the cluster, the BH subsystem becomes dry. The MBH can now continue growing—or emerge, if it did not form to begin with—by repeated mergers of stellar-mass BHs, remnants of stellar evolution. Below, we discuss the limitation of hierarchical BH growth due to GW kicks imparted to the merger remnant (which can eject it from its host environment), and then describe the dynamical formation scenarios that contribute to the formation channels of BBHs in our model. We start with our assumptions on the initial BH mass spectrum.

a. Natal BH masses: We compute the mass of SBHs, remnants of stellar evolution, using the remnant-mass prescription of Ref. [35] with pulsational pair-instability and pair-instability supernova conditions from Ref. [42]. We make use of the “delayed” supernova engine (the

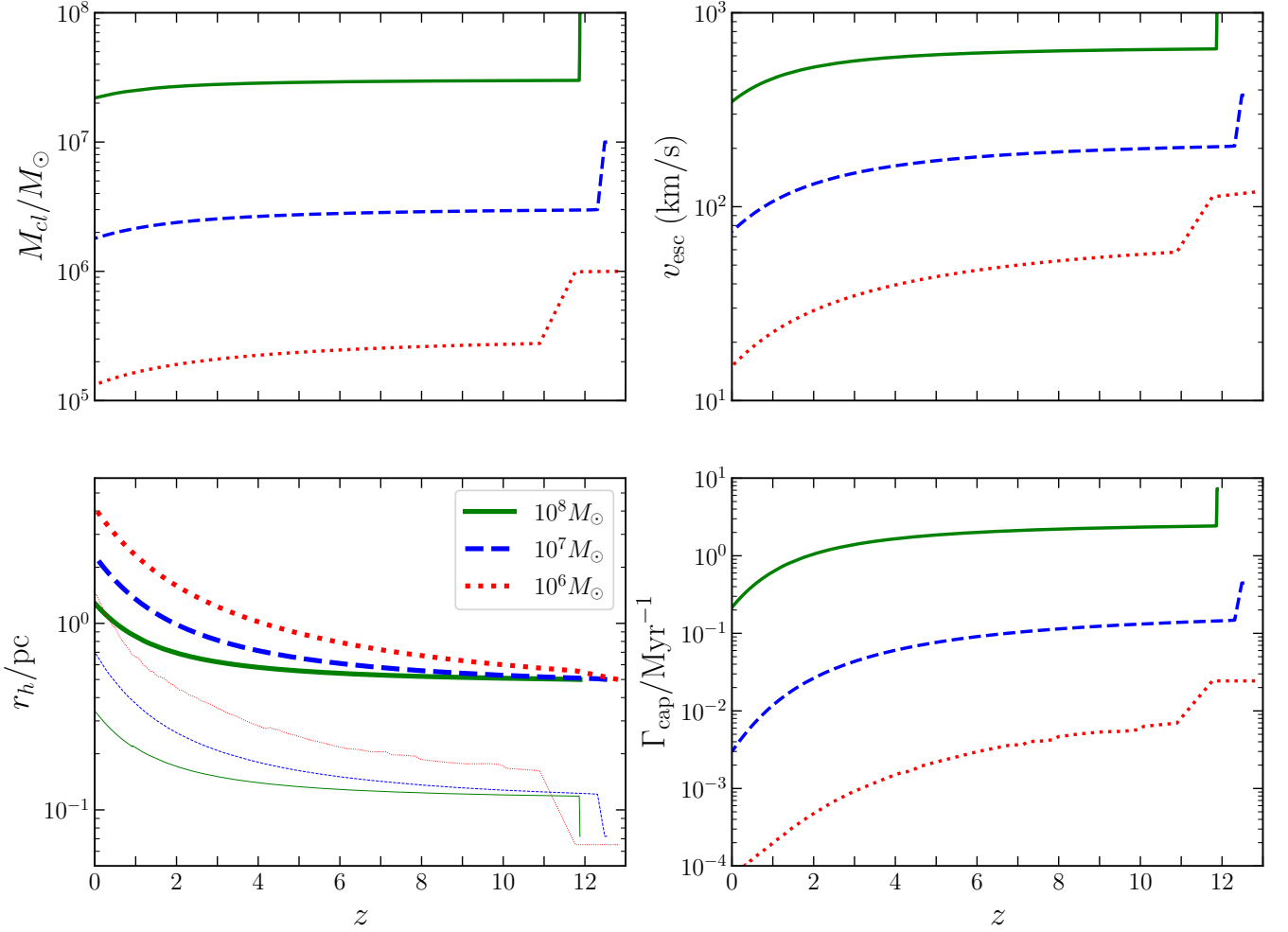


FIG. 7. Redshift evolution of cluster mass (upper left), half-mass radius (lower left), escape velocity (upper right), and GW capture rate (lower right). We show the evolution of models with $r_{h,0} = 0.5$ pc and initial cluster masses $10^8 M_{\odot}$ (green), $10^7 M_{\odot}$ (blue), and $10^6 M_{\odot}$ (red), while $\varepsilon = 30\%$ and $Z = 0.01 Z_{\odot}$. The thin lines in the lower-left panel correspond to the evolution of the segregation radius of BHs for the three models considered in this figure.

“rapid” model differs from the “delayed” model only for BH masses below $20 M_{\odot}$, but these are unlikely to be relevant for dynamical environments, because the most massive BHs are the ones that segregate strongly to the center and react more often). In order to evolve single stars, we make use of the **SSE** subroutine from the publicly available, updated **BSE** package [104]. The remnant-mass prescription is extrapolated to very massive stars, and we apply Eq. (7) from Ref. [35] to predict the mass of the IMBH that forms from the process of runaway collisions. In particular, for stars more massive than a few hundred M_{\odot} , the mass of the IMBH remnant is given by

$$M_{\text{IMBH}} = \left(1 - 1.3 \sqrt{\frac{Z}{Z_{\odot}}}\right) m_{\star} + 18.35 M_{\odot} \sqrt{\frac{Z}{Z_{\odot}}}, \quad (\text{A9})$$

where m_{\star} and Z are the mass and absolute metallicity of the progenitor star, respectively. Moreover, we assume BHs are born non-spinning. Second- and higher-

generation BHs obtain a non-zero spin by inheriting the orbital angular momentum of the progenitor BBH, as calculated with **PRECESSION** [33].

b. GW kick and BH retention: When two BHs coalesce, the merger remnant obtains a significant recoil velocity due to asymmetric GW emission [105]. For instance, the GW kick is about 175 km/s when the mass ratio is $q \approx 0.36$ and the BHs are non-spinning [106]. Moreover, second-generation BHs—products of first-generation BH mergers typically have large spins ($\chi \approx 0.7$ [107, 108]) and the merger remnant might even obtain a superkick of thousands of km/s, with a sensitive dependence on the spin configuration [109]. Hierarchical mergers are limited by the escape speed of the host environment. Therefore, BH growth via repeated mergers requires a massive dense environment for which the escape velocity is larger than a few $\times 100$ km/s [19, 54, 110–112], and NSCs are exceptional examples. In particular, the escape velocity from a

cluster with total (stars + gas) mass M_{cl} and half-mass radius r_{h} is given by (Ref. [85], page 12):

$$v_{\text{esc}} = 2\sigma \simeq 262 \text{ km/s} \left(\frac{M_{\text{cl}}}{10^7 M_{\odot}} \right)^{\frac{1}{2}} \left(\frac{r_{\text{h}}}{1 \text{ pc}} \right)^{-\frac{1}{2}}. \quad (\text{A10})$$

The properties of a merger remnant (mass, spin, and GW kick) depend crucially on the mass ratio of the progenitor BBH and BH spins [30]. Those are computed in RAPSTER implementing the PRECESSION code [33]. As the runaway BH grows in mass through a series of successive coalescence episodes and the mass ratio tends to zero, the remnant spin is dominated by the primary's spin, and given the randomized orientations the latter tends to decrease with time [113]. Obviously, assuming the merger remnants are retained in the same dense environment, the mass increases at a steady rate, however the spin of the BH asymptotically approaches to zero executing a random walk. Such an anticorrelation between the mass and spin of the runaway BH has been reported before [23, 41, 108].

c. Dynamical BBH formation channels: In star clusters, BBHs form primarily via 2-body and 3-body interactions. For a description of our treatment for these processes in RAPSTER, see Sec. II of Ref. [26]. These include GW captures, which occur during close BHBH hyperbolic encounters and the interaction of three single BHs in the core, with the third BH carrying away the excess kinetic energy required to be converted into the internal degree of freedom (binding energy) of the induced BBH. This is also known as the 3-body binary (or 3bb) channel.

The formation of BBHs via a pair of exchanges from binary stars, process of the form star-star \rightarrow BH-star \rightarrow BH-BH is also implemented in RAPSTER; however, this exchange channel is quenched for very massive dense clusters, because in those environments the hard-soft boundary occurs at very small values of the semimajor axis (since the velocity dispersion is very high) [114]:

$$a_{\text{h}} = \frac{G\bar{m}}{4\sigma^2} \simeq 3.3 R_{\odot} \frac{\bar{m}}{0.7 M_{\odot}} \left(\frac{\sigma}{100 \text{ km/s}} \right)^{-2}. \quad (\text{A11})$$

Thus, most hard binary stars are near-contact binaries, and the binary cross section is small enough to make the exchange channel inefficient for massive clusters. In particular, we do not observe exchanged pairs in our models of massive clusters.

The strong dependence of the 3bb rate on the velocity dispersion σ (it scales as σ^{-9}) makes the 3bb channel rare in those NSCs. However, the absence of hard BBHs in the core leads to its collapse, and the dramatic isothermal increase in the central density overcomes the σ^{-9} -dependence [29]. Hence, a large number of 3-body hard BBHs still form in those massive clusters able to stop

complete core collapse. On the other hand, BBHs that merge on a time smaller than the interaction timescale (such as GW captures) cannot heat up the cluster [115].

e. Cluster evolution

Our time evolution simulations begin once the core has collapsed, at time $t = \tau_{\text{cc}}$: cf. Eq. (A2). We track the evolution of the cluster as an isolated system, by modeling mass loss due to gas expulsion and star loss from two-body relaxation. We have modified the RAPSTER model to ignore the effect of tidal stripping mass loss from the host galaxy, since we have assumed the nuclear cluster rests in the center of the galactic potential well. Hard binaries in the core generate energy that heats up the whole cluster on the half-mass relaxation timescale τ_{rh} of Eq. (A1), and causes the cluster to slowly expand. In the evolution of half-mass radius, we also account for the expansion due to gas dispersion by adding an adiabatic term. In summary, the semi-analytic differential equations that govern the evolution of the cluster mass $M_{\text{cl}} = M_{\text{gas}} + M_{\star}$ and half-mass radius r_{h} are given by [116, 117]

$$\frac{dM_{\text{cl}}}{dt} = \frac{dM_{\text{gas}}}{dt} - 2.5\xi_e \frac{M_{\star}}{\tau_{\text{rh}}}, \quad (\text{A12a})$$

$$\frac{dr_{\text{h}}}{dt} = \zeta \frac{r_{\text{h}}}{\tau_{\text{rh}}} + 2 \frac{r_{\text{h}}}{M_{\text{cl}}} \frac{dM_{\text{cl}}}{dt} - \frac{r_{\text{h}}}{M_{\text{cl}}} \frac{dM_{\text{gas}}}{dt}, \quad (\text{A12b})$$

where $\zeta = 0.0926$ and $\xi_e = 0.0074$. The first term in Eq. (A12a) is calculated by differentiating Eq. (A8). Notice that in our model M_{\star} accounts for both the stellar and BH components. We solve these differential equations numerically as the simulation proceeds, with the time-step dt_1 set by the algorithm of the code (see Ref. [26] Sec. II.E.2).

The redshift evolution of cluster mass, half-mass radius, escape velocity and GW capture rate are shown in Fig. 7 for the three models in Fig. 2, but with $r_{\text{h},0} = 0.1 \text{ pc}$. Since $\varepsilon = 0.3$ for these models, the mass of the clusters drops to 30% of its initial value due to rapid gas expulsion in the initial phase on short timescales ($\sim \text{Myr}$). Subsequent evolution proceeds via two-body relaxation on longer timescales ($\sim \text{Gyr}$). The half-mass radius expands from 0.5 pc to a few pc within a Hubble time (Fig. 7, lower left panel), which is typical of the effective radii of present-day observed NSCs at $\sim 3 \text{ pc}$ [118]. The BHs settle within a smaller volume, with typical segregation radii that are on average a factor of ~ 3 smaller than the cluster's half-mass radius. The evolution of the BH segregation radii is shown by thin lines in the lower left panel of Fig. 7. Finally, the capture rate declines with time as a consequence of expansion of the BH sub-cluster, and its present-day value depends on the cluster mass. For properties similar to the NSC that reside in the center of our Milky Way ($M_{\text{cl}} \simeq 2 \times 10^7 M_{\odot}$ and $r_{\text{h}} \simeq 4 \text{ pc}$) [119], our simulations indicate that the capture rate in its core could be of the order of one GW-capture every 10 Myr.

- [1] A. E. Reines, J. E. Greene, and M. Geha, *Astrophys. J.* **775**, 116 (2013), arXiv:1308.0328 [astro-ph.CO].
- [2] I. V. Chilingarian, I. Y. Katkov, I. Y. Zolotukhin, K. A. Grishin, Y. Beletsky, K. Boutsia, and D. J. Osip, *Astrophys. J.* **863**, 1 (2018), arXiv:1805.01467 [astro-ph.GA].
- [3] J.-H. Woo, H. Cho, E. Gallo, E. Hodges-Kluck, H. A. N. Le, J. Shin, D. Son, and J. C. Horst, *Nature Astronomy* **3**, 755 (2019), arXiv:1905.00145 [astro-ph.GA].
- [4] J. E. Greene, J. Strader, and L. C. Ho, *ARA&A* **58**, 257 (2020), arXiv:1911.09678 [astro-ph.GA].
- [5] N. Neumayer, A. Seth, and T. Boeker, *Astron. Astrophys. Rev.* **28**, 4 (2020), arXiv:2001.03626 [astro-ph.GA].
- [6] A. J. Barth, P. Martini, C. H. Nelson, and L. C. Ho, *ApJ* **594**, L95 (2003), arXiv:astro-ph/0308005 [astro-ph].
- [7] D. J. Mortlock, S. J. Warren, B. P. Venemans, M. Patel, P. C. Hewett, R. G. McMahon, C. Simpson, T. Theuns, E. A. Gonz  les-Solares, A. Adamson, S. Dye, N. C. Hambly, P. Hirst, M. J. Irwin, E. Kuiper, A. Lawrence, and H. J. A. R  tgering, *Nature* **474**, 616 (2011), arXiv:1106.6088 [astro-ph.CO].
- [8] X.-B. Wu, F. Wang, X. Fan, W. Yi, W. Zuo, F. Bian, L. Jiang, I. D. McGreer, R. Wang, J. Yang, Q. Yang, D. Thompson, and Y. Beletsky, *Nature* **518**, 512 (2015), arXiv:1502.07418 [astro-ph.GA].
- [9] J. Kormendy and L. C. Ho, *Ann. Rev. Astron. Astrophys.* **51**, 511 (2013), arXiv:1304.7762 [astro-ph.CO].
- [10] M. Volonteri, *Science* **337**, 544 (2012), arXiv:1208.1106 [astro-ph.CO].
- [11] A. Askar, M. B. Davies, and R. P. Church, *MNRAS* **511**, 2631 (2022), arXiv:2107.10862 [astro-ph.GA].
- [12] L. Mayer, S. Kazantzidis, A. Escala, and S. Callegari, *Nature* **466**, 1082 (2010), arXiv:0912.4262 [astro-ph.CO].
- [13] M. A. Latif, D. J. Whalen, S. Khochfar, N. P. Herrington, and T. E. Woods, *Nature* **607**, 48 (2022), arXiv:2207.05093 [astro-ph.GA].
- [14] M. C. Begelman, M. Volonteri, and M. J. Rees, *MNRAS* **370**, 289 (2006), arXiv:astro-ph/0602363 [astro-ph].
- [15] M. C. Begelman and M. J. Rees, *MNRAS* **185**, 847 (1978).
- [16] G. D. Quinlan and S. L. Shapiro, *ApJ* **321**, 199 (1987).
- [17] M. C. Miller and M. B. Davies, *Astrophys. J.* **755**, 81 (2012), arXiv:1206.6167 [astro-ph.GA].
- [18] A. Lupi, M. Colpi, B. Devecchi, G. Galanti, and M. Volonteri, *Mon. Not. Roy. Astron. Soc.* **442**, 3616 (2014), arXiv:1406.2325 [astro-ph.GA].
- [19] F. Antonini and F. A. Rasio, *Astrophys. J.* **831**, 187 (2016), arXiv:1606.04889 [astro-ph.HE].
- [20] N. C. Stone, A. H. W. K  pper, and J. P. Ostriker, *Mon. Not. Roy. Astron. Soc.* **467**, 4180 (2017), arXiv:1606.01909 [astro-ph.GA].
- [21] Y. Sakurai, N. Yoshida, M. S. Fujii, and S. Hirano, *Mon. Not. Roy. Astron. Soc.* **472**, 1677 (2017), arXiv:1704.06130 [astro-ph.GA].
- [22] G. Fragione and J. Silk, *Mon. Not. Roy. Astron. Soc.* **498**, 4591 (2020), arXiv:2006.01867 [astro-ph.GA].
- [23] G. Fragione, B. Kocsis, F. A. Rasio, and J. Silk, *Astrophys. J.* **927**, 231 (2022), arXiv:2107.04639 [astro-ph.GA].
- [24] T. Panamarev, A. Just, R. Spurzem, P. Berczik, L. Wang, and M. Arca Sedda, *Mon. Not. Roy. Astron. Soc.* **484**, 3279 (2019), arXiv:1805.02153 [astro-ph.GA].
- [25] B. Devecchi, M. Volonteri, M. Colpi, and F. Haardt, *Mon. Not. Roy. Astron. Soc.* **409**, 1057 (2010), arXiv:1001.3874 [astro-ph.CO].
- [26] K. Kritos, V. Strokov, V. Baibhav, and E. Berti, (2022), arXiv:2210.10055 [astro-ph.HE].
- [27] C. J. Lada and E. A. Lada, *Ann. Rev. Astron. Astrophys.* **41**, 57 (2003), arXiv:astro-ph/0301540.
- [28] H. Baumgardt, P. Kroupa, and G. Parmentier, *Mon. Not. Roy. Astron. Soc.* **384**, 1231 (2008), arXiv:0712.1591 [astro-ph].
- [29] H. M. Lee, *Mon. Not. Roy. Astron. Soc.* **272**, 605 (1995), arXiv:astro-ph/9409073.
- [30] C. O. Lousto, M. Campanelli, Y. Zlochower, and H. Nakano, *Class. Quant. Grav.* **27**, 114006 (2010), arXiv:0904.3541 [gr-qc].
- [31] M. Kesden, D. Gerosa, R. O’Shaughnessy, E. Berti, and U. Sperhake, *Phys. Rev. Lett.* **114**, 081103 (2015), arXiv:1411.0674 [gr-qc].
- [32] D. Gerosa, M. Kesden, U. Sperhake, E. Berti, and R. O’Shaughnessy, *Phys. Rev. D* **92**, 064016 (2015), arXiv:1506.03492 [gr-qc].
- [33] D. Gerosa and M. Kesden, *Phys. Rev. D* **93**, 124066 (2016), arXiv:1605.01067 [astro-ph.HE].
- [34] M. Asplund, N. Grevesse, A. J. Sauval, and P. Scott, *ARA&A* **47**, 481 (2009), arXiv:0909.0948 [astro-ph.SR].
- [35] C. L. Fryer, K. Belczynski, G. Wiktorowicz, M. Dominik, V. Kalogera, and D. E. Holz, *Astrophys. J.* **749**, 91 (2012), arXiv:1110.1726 [astro-ph.SR].
- [36] P. C. Peters, *Phys. Rev.* **136**, B1224 (1964).
- [37] T. Robson, N. J. Cornish, and C. Liu, *Class. Quant. Grav.* **36**, 105011 (2019), arXiv:1803.01944 [astro-ph.HE].
- [38] K. Yagi and N. Seto, *Phys. Rev. D* **83**, 044011 (2011), [Erratum: *Phys. Rev. D* 95, 109901 (2017)], arXiv:1101.3940 [astro-ph.CO].
- [39] S. Borhanian and B. S. Sathyaprakash, (2022), arXiv:2202.11048 [gr-qc].
- [40] Updated Advanced LIGO sensitivity design curve: <https://dcc.ligo.org/LIGO-T1800044/public>.
- [41] M. Zevin and D. E. Holz, *Astrophys. J. Lett.* **935**, L20 (2022), arXiv:2205.08549 [astro-ph.HE].
- [42] K. Belczynski *et al.*, *Astron. Astrophys.* **594**, A97 (2016), arXiv:1607.03116 [astro-ph.HE].
- [43] S. E. Woosley and A. Heger, *Astrophys. J. Lett.* **912**, L31 (2021), arXiv:2103.07933 [astro-ph.SR].
- [44] E. D. Kovetz, I. Cholis, M. Kamionkowski, and J. Silk, *Phys. Rev. D* **97**, 123003 (2018), arXiv:1803.00568 [astro-ph.HE].
- [45] R. M. O’Leary, B. Kocsis, and A. Loeb, *Mon. Not. Roy. Astron. Soc.* **395**, 2127 (2009), arXiv:0807.2638 [astro-ph].
- [46] M. Bonetti and A. Sesana, *Phys. Rev. D* **102**, 103023 (2020), arXiv:2007.14403 [astro-ph.GA].
- [47] C. J. Moore, R. H. Cole, and C. P. L. Berry, *Class. Quant. Grav.* **32**, 015014 (2015), arXiv:1408.0740 [gr-qc].
- [48] D. D. Nguyen, A. C. Seth, N. Neumayer, S. Iguchi, M. Cappellari, J. Strader, L. Chomiuk, E. Tremou, F. Pacucci, K. Nakanishi, A. Bahramian, P. M. Nguyen, M. den Brok, C. C. Ahn, K. T. Voggel, N. Kacharov, T. Tsukui, C. K. Ly, A. Dumont, and R. Pechetti, *ApJ*

- 872**, 104 (2019), arXiv:1901.05496 [astro-ph.GA].
- [49] E. Tremou *et al.*, *Astrophys. J.* **862**, 16 (2018), arXiv:1806.00259 [astro-ph.HE].
- [50] E. Noyola, K. Gebhardt, M. Kissler-Patig, N. Lützgendorf, B. Jalali, P. T. de Zeeuw, and H. Baumgardt, *ApJ* **719**, L60 (2010), arXiv:1007.4559 [astro-ph.GA].
- [51] K. Gebhardt, R. M. Rich, and L. C. Ho, *Astrophys. J.* **634**, 1093 (2005), arXiv:astro-ph/0508251.
- [52] J. Gerssen, R. P. van der Marel, K. Gebhardt, P. Guhathakurta, R. C. Peterson, and C. Pryor, *Astron. J.* **124**, 3270 (2002), arXiv:astro-ph/0209315.
- [53] M. Mezcuca, *International Journal of Modern Physics D* **26**, 1730021 (2017), arXiv:1705.09667 [astro-ph.GA].
- [54] D. Gerosa and E. Berti, *Phys. Rev. D* **100**, 041301 (2019), arXiv:1906.05295 [astro-ph.HE].
- [55] S. F. Portegies Zwart, S. L. W. McMillan, and M. Gieles, *ARA&A* **48**, 431 (2010), arXiv:1002.1961 [astro-ph.GA].
- [56] M. R. Krumholz, C. F. McKee, and J. Bland-Hawthorn, *ARA&A* **57**, 227 (2019), arXiv:1812.01615 [astro-ph.GA].
- [57] J. M. D. Kruijssen, *Classical and Quantum Gravity* **31**, 244006 (2014), arXiv:1407.2953 [astro-ph.GA].
- [58] D. A. A. Trani, K. Kremer, N. C. Weatherford, G. Fragione, M. Spera, and F. A. Rasio, (2022), arXiv:2211.09670 [astro-ph.GA].
- [59] S. F. Portegies Zwart and S. L. W. McMillan, *Astrophys. J.* **576**, 899 (2002), arXiv:astro-ph/0201055.
- [60] K. Kremer, M. Spera, D. Becker, S. Chatterjee, U. N. Di Carlo, G. Fragione, C. L. Rodriguez, C. S. Ye, and F. A. Rasio, *Astrophys. J.* **903**, 45 (2020), arXiv:2006.10771 [astro-ph.HE].
- [61] U. N. Di Carlo *et al.*, *Mon. Not. Roy. Astron. Soc.* **507**, 5132 (2021), arXiv:2105.01085 [astro-ph.GA].
- [62] E. G. Prieto, K. Kremer, G. Fragione, M. A. S. Martinez, N. C. Weatherford, M. Zevin, and F. A. Rasio, *Astrophys. J.* **940**, 131 (2022), arXiv:2208.07881 [astro-ph.HE].
- [63] M. Mapelli, *Mon. Not. Roy. Astron. Soc.* **459**, 3432 (2016), arXiv:1604.03559 [astro-ph.GA].
- [64] E. Glebbeek, E. Gaburov, S. E. de Mink, O. R. Pols, and S. F. Portegies Zwart, *A&A* **497**, 255 (2009), arXiv:0902.1753 [astro-ph.SR].
- [65] J. N. Bahcall and R. A. Wolf, *ApJ* **209**, 214 (1976).
- [66] T. Alexander and C. Hopman, *Astrophys. J.* **697**, 1861 (2009), arXiv:0808.3150 [astro-ph].
- [67] J. Yoo and J. Miralda-Escude, *Astrophys. J. Lett.* **614**, L25 (2004), arXiv:astro-ph/0406217.
- [68] F. M. Khan and K. Holley-Bockelmann, *Mon. Not. Roy. Astron. Soc.* **508**, 1174 (2021), arXiv:2109.12129 [astro-ph.GA].
- [69] K. R. V. Casteels, C. J. Conselice, S. P. Bamford, E. Salvador-Solé, P. R. Norberg, N. K. Agius, I. Baldry, S. Brough, M. J. I. Brown, M. J. Drinkwater, S. P. Driver, A. W. Graham, J. Bland-Hawthorn, A. M. Hopkins, L. S. Kelvin, A. R. López-Sánchez, J. Loveday, A. S. G. Robotham, and J. A. Vázquez-Mata, *MNRAS* **445**, 1157 (2014), arXiv:1409.1358 [astro-ph.GA].
- [70] A. Guzmán-Ortega, V. Rodríguez-Gómez, G. F. Snyder, K. Chamberlain, and L. Hernquist, *MNRAS* (2022), 10.1093/mnras/stac3334, arXiv:2211.05785 [astro-ph.GA].
- [71] P. Amaro-Seoane *et al.* (LISA), (2017), arXiv:1702.00786 [astro-ph.IM].
- [72] S. Sato *et al.*, in *Journal of Physics Conference Series*, Journal of Physics Conference Series, Vol. 840 (2017) p. 012010.
- [73] M. MacLeod, J. Guillochon, E. Ramirez-Ruiz, D. Kasen, and S. Rosswog, *Astrophys. J.* **819**, 3 (2016), arXiv:1508.02399 [astro-ph.HE].
- [74] E. Vanzella, A. Claeysens, B. Welch, A. Adamo, D. Coe, J. M. Diego, G. Mahler, G. Khullar, V. Koko-rev, M. Oguri, S. Ravindranath, L. J. Furtak, T. Y.-Y. Hsiao, Abdurro'uf, N. Mandelker, G. Brammer, L. D. Bradley, M. Bradac, C. J. Conselice, P. Dayal, M. Nonino, F. Andrade-Santos, R. A. Windhorst, N. Pirzkal, K. Sharon, S. E. de Mink, S. Fujimoto, A. Zitrin, J. J. Eldridge, and C. Norman, arXiv e-prints, arXiv:2211.09839 (2022), arXiv:2211.09839 [astro-ph.GA].
- [75] D. Stanzione, J. West, R. T. Evans, T. Minyard, O. Ghattas, and D. K. Panda, in *Practice and Experience in Advanced Research Computing*, PEARC '20 (Association for Computing Machinery, New York, NY, USA, 2020) p. 106–111.
- [76] Rapster (Rapid population synthesis code for binary black hole mergers in dynamical environments): <https://github.com/Kkritos/Rapster/tree/accretion>.
- [77] V. Bromm, *Rept. Prog. Phys.* **76**, 112901 (2013), arXiv:1305.5178 [astro-ph.CO].
- [78] V. Bromm, A. Ferrara, P. S. Coppi, and R. B. Larson, *Mon. Not. Roy. Astron. Soc.* **328**, 958 (2001), arXiv:astro-ph/0104271.
- [79] F. Santoro and J. M. Shull, *Astrophys. J.* **643**, 26 (2006), arXiv:astro-ph/0509101.
- [80] H. Susa, K. Hasegawa, and N. Tominaga, *Astrophys. J.* **792**, 32 (2014), arXiv:1407.1374 [astro-ph.GA].
- [81] K. M. J. Wollenberg, S. C. O. Glover, P. C. Clark, and R. S. Klessen, *MNRAS* **494**, 1871 (2020), arXiv:1912.06377 [astro-ph.GA].
- [82] D. Bernadetta and V. Marta, *Astrophys. J.* **694**, 302 (2009), arXiv:0810.1057 [astro-ph].
- [83] M. Kesden, U. Sperhake, and E. Berti, *Astrophys. J.* **715**, 1006 (2010), arXiv:1003.4993 [astro-ph.CO].
- [84] E. Berti, M. Kesden, and U. Sperhake, *Phys. Rev. D* **85**, 124049 (2012), arXiv:1203.2920 [astro-ph.HE].
- [85] L. Spitzer, *Dynamical evolution of globular clusters* (1987).
- [86] P. Kroupa, *Mon. Not. Roy. Astron. Soc.* **322**, 231 (2001), arXiv:astro-ph/0009005.
- [87] D. Lynden-Bell and R. Wood, *MNRAS* **138**, 495 (1968).
- [88] M. Hénon, in *Dynamics of the Solar Systems*, Vol. 69, edited by A. Hayli (1975) p. 133.
- [89] J. Spitzer, Lyman, *ApJ* **158**, L139 (1969).
- [90] M. Trenti and R. van der Marel, *Mon. Not. Roy. Astron. Soc.* **435**, 3272 (2013), arXiv:1302.2152 [astro-ph.GA].
- [91] P. G. Breen and D. C. Hoggie, *Mon. Not. Roy. Astron. Soc.* **432**, 2779 (2013), arXiv:1304.3401 [astro-ph.GA].
- [92] M. Morscher, B. Pattabiraman, C. Rodriguez, F. A. Rasio, and S. Umbreit, *Astrophys. J.* **800**, 9 (2015), arXiv:1409.0866 [astro-ph.GA].
- [93] S. E. Woosley, A. Heger, and T. A. Weaver, *Reviews of Modern Physics* **74**, 1015 (2002).
- [94] J. R. Hurley, O. R. Pols, and C. A. Tout, *Mon. Not. Roy. Astron. Soc.* **315**, 543 (2000), arXiv:astro-ph/0001295.
- [95] D. F. Figer, *Nature* **434**, 192 (2005), arXiv:astro-ph/0503193.
- [96] E. Glebbeek and O. R. Pols, *Astron. Astrophys.* **488**,

- 1017 (2008), [arXiv:0806.0865 \[astro-ph\]](#).
- [97] C. A. Tout, S. J. Aarseth, O. R. Pols, and P. P. Eggleton, *MNRAS* **291**, 732 (1997).
 - [98] S. F. Portegies Zwart, J. Makino, S. L. W. McMillan, and P. Hut, *Astron. Astrophys.* **348**, 117 (1999), [arXiv:astro-ph/9812006](#).
 - [99] J. C. Lombardi, F. A. Rasio, and S. L. Shapiro, *Astrophys. J.* **468**, 797 (1996), [arXiv:astro-ph/9511074](#).
 - [100] J. R. Hurley, C. A. Tout, and O. R. Pols, *Mon. Not. Roy. Astron. Soc.* **329**, 897 (2002), [arXiv:astro-ph/0201220](#).
 - [101] H. Baumgardt and P. Kroupa, in *Dynamical Evolution of Dense Stellar Systems*, Vol. 246, edited by E. Vesperini, M. Giersz, and A. Sills (2008) pp. 36–40.
 - [102] H. Baumgardt and P. Kroupa, *Mon. Not. Roy. Astron. Soc.* **380**, 1589 (2007), [arXiv:0707.1944 \[astro-ph\]](#).
 - [103] P. Kroupa, S. J. Aarseth, and J. Hurley, *Mon. Not. Roy. Astron. Soc.* **321**, 699 (2001), [arXiv:astro-ph/0009470](#).
 - [104] S. Banerjee, K. Belczynski, C. L. Fryer, P. Berczik, J. R. Hurley, R. Spurzem, and L. Wang, *Astron. Astrophys.* **639**, A41 (2020), [arXiv:1902.07718 \[astro-ph.SR\]](#).
 - [105] M. J. Fitchett, *MNRAS* **203**, 1049 (1983).
 - [106] J. A. Gonzalez, U. Sperhake, B. Bruegmann, M. Hannam, and S. Husa, *Phys. Rev. Lett.* **98**, 091101 (2007), [arXiv:gr-qc/0610154](#).
 - [107] W. Tichy and P. Marronetti, *Phys. Rev. D* **78**, 081501 (2008), [arXiv:0807.2985 \[gr-qc\]](#).
 - [108] E. Berti and M. Volonteri, *Astrophys. J.* **684**, 822 (2008), [arXiv:0802.0025 \[astro-ph\]](#).
 - [109] M. Campanelli, C. O. Lousto, Y. Zlochower, and D. Merritt, *Phys. Rev. Lett.* **98**, 231102 (2007), [arXiv:gr-qc/0702133](#).
 - [110] D. Merritt, M. Milosavljevic, M. Favata, S. A. Hughes, and D. E. Holz, *Astrophys. J. Lett.* **607**, L9 (2004), [arXiv:astro-ph/0402057](#).
 - [111] D. Gerosa, S. Vitale, and E. Berti, *Phys. Rev. Lett.* **125**, 101103 (2020), [arXiv:2005.04243 \[astro-ph.HE\]](#).
 - [112] D. Gerosa and M. Fishbach, *Nature Astron.* **5**, 749 (2021), [arXiv:2105.03439 \[astro-ph.HE\]](#).
 - [113] S. A. Hughes and R. D. Blandford, *Astrophys. J. Lett.* **585**, L101 (2003), [arXiv:astro-ph/0208484](#).
 - [114] A. Sesana, F. Haardt, and P. Madau, *Astrophys. J.* **651**, 392 (2006), [arXiv:astro-ph/0604299](#).
 - [115] M. Morris, *ApJ* **408**, 496 (1993).
 - [116] O. Y. Gnedin, J. P. Ostriker, and S. Tremaine, *Astrophys. J.* **785**, 71 (2014), [arXiv:1308.0021 \[astro-ph.CO\]](#).
 - [117] F. Antonini and M. Gieles, *Mon. Not. Roy. Astron. Soc.* **492**, 2936 (2020), [arXiv:1906.11855 \[astro-ph.HE\]](#).
 - [118] I. Y. Georgiev, T. Böker, N. Leigh, N. Lützgendorf, and N. Neumayer, *MNRAS* **457**, 2122 (2016), [arXiv:1601.02613 \[astro-ph.GA\]](#).
 - [119] R. Schödel, A. Feldmeier, N. Neumayer, L. Meyer, and S. Yelda, *Classical and Quantum Gravity* **31**, 244007 (2014), [arXiv:1411.4504 \[astro-ph.GA\]](#).