

# Diverse Demonstrations Improve In-context Compositional Generalization

Itay Levy\* Ben Bogin\* Jonathan Berant

The Blavatnik School of Computer Science, Tel-Aviv University  
{itay.levy, ben.bogin, jobberant}@cs.tau.ac.il

## Abstract

In-context learning has shown great success in i.i.d semantic parsing splits, where the training and test sets are drawn from the same distribution. In this setup, models are typically prompted with demonstrations that are *similar* to the input question. However, in the setup of compositional generalization, where models are tested on outputs with structures that are absent from the training set, selecting similar demonstrations is insufficient, as often no example will be similar enough to the input. In this work, we propose a method to select *diverse* demonstrations that aims to collectively *cover* all of the structures required in the output program, in order to encourage the model to generalize to new structures from these demonstrations. We empirically show that combining diverse demonstrations with in-context learning substantially improves performance across three compositional generalization semantic parsing datasets in the pure in-context learning setup and when combined with finetuning.<sup>1</sup>

## 1 Introduction

Despite strong performance of pre-trained language models (LMs) across many tasks, they have been shown to struggle in a compositional generalization setting (Lake and Baroni, 2018; Furrer et al., 2020; Shaw et al., 2021), when tested on their ability to process and generate novel combinations of previously observed elements. For example, a model might fail to interpret the request “Book a meeting with Jake’s supervisor” even when “Book a meeting with Jake” and “Who is Jake’s supervisor?” were observed during training. In semantic parsing, the task of mapping natural language utterances to formal queries, such generalization is important (especially in a real-world setting), since models

\*Equal contribution

<sup>1</sup>Our code is available at: <https://github.com/itayle/diverse-demonstrations>

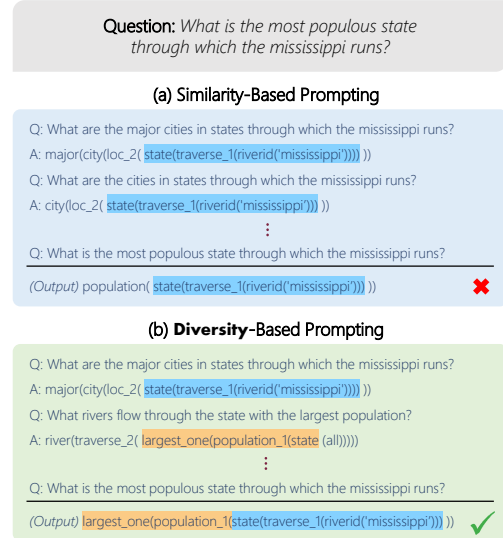


Figure 1: (a) Selecting demonstrations by considering only similarity yields repetitive demonstrations that do not cover the structures required for parsing the utterance. (b) However, diverse demonstrations that cover the target program lead to a correct model prediction in a compositional generalization setup.

are required to interpret new combinations that are not covered by the annotated training data (Herzig and Berant, 2019; Yin et al., 2021).

Recently, large LMs have shown impressive performance on downstream tasks by conditioning on a text-based prompt that contains a few training examples. This type of few-shot inference is known as *in-context learning* (ICL, Brown et al., 2020). A core component of in-context learning is the set of examples in the prompt, often termed task *demonstrations*. With the right demonstrations, ICL can be an effective approach to improving LMs’ compositional generalization abilities (Qiu et al., 2022b; Drozdov et al., 2022).

Selecting a relevant set of demonstrations is crucial for generalization. However, most past work only considered the relevance of each example *in isolation*, ignoring the quality of the entire set of examples (Liu et al., 2022; Rubin et al., 2022). For

instance, a retriever can be used to select the examples most similar to the input (Wang et al., 2022; Rubin et al., 2022). In a compositional generalization setup, however, retrieving the most similar examples is not enough: we want demonstrations that are not only similar, but also *diverse* enough such that they cover most or all structures in the test instance. Consider Figure 1 – selecting the most similar examples as demonstrations does not cover the structures needed for generation. Choosing a diverse set of demonstrations can solve this, helping the model generate a correct prediction.

In this paper, we study how to leverage ICL to improve compositional generalization for semantic parsing, by optimizing the entire set of demonstrations and increasing the diversity of examples in this set. We investigate two approaches for increasing diversity: (a) a *coverage-based* approach, where we define a set of elements conditioned on the input utterance, and select examples that cover those elements (e.g., covering potential substructures in the output program), and (b) a second approach, where we select a subset of examples that are most dissimilar from one another, such that diversity is independent of the input utterance. Empirically, we find that coverage-based diversity results in better performance.

Our method can be used in the “pure” in-context learning setup without finetuning, which leverages the ability of large LMs, such as Codex (Chen et al., 2021), to generalize from the selected diverse demonstrations. Furthermore, it can be combined with finetuning by training a model with demonstrations as part of the input. This can be viewed as meta-learning, where the model learns to use demonstrations during training and build new structures based on them during inference (Finn et al., 2017; Lake, 2019; Conklin et al., 2021; Min et al., 2022; Chen et al., 2022). It can, however, lead to an over-reliance on demonstrations, especially in compositional splits. We address this by using “noisy” demonstrations during training.

We empirically test our method on three compositional generalization semantic parsing datasets. We show that diverse demonstrations, both with and without finetuning, improve performance by up to 23 absolute points (e.g., 50.3  $\rightarrow$  73.5 on SMCaFlow-CS) compared to a baseline that retrieves demonstrations according to similarity alone, and lead to state-of-the-art results in multiple compositional setups. Finally, we show that

our method reduces the number of demonstrations needed for generalization and improves test performance on hard examples.

## 2 Diversity for Compositional Generalization

Compositional generalization is the ability to systematically produce unseen combinations of known concepts. In semantic parsing, the task of parsing an utterance into an executable program, we define compositional splits of datasets as splits in which there is no overlap between train and test programs (Finegan-Dollak et al., 2018). Recent work has shown that increasing the number of different program structures a model sees during training improves performance on compositional splits. This can be done by augmenting the training set with examples (Qiu et al., 2022a) or through efficient sampling of diverse examples (Oren et al., 2021; Bogin et al., 2022; Gupta et al., 2022a). While past work focused on increasing structure diversity in the *training set*, we focus on diversity in the *demonstration set* within an ICL setup.

Increasing diversity is important as we want the demonstrations to *cover* all structures of the expected output program. In the few-shot setting, where the model is unfamiliar with the formal language of the output programs, increasing coverage also improves generalization simply since otherwise the model will be unaware of the required program symbols (predicates and logical operators). However, selecting demonstrations that cover larger *structures* (sub-trees of the program tree) will be more beneficial, for two reasons: (1) it reduces the amount of new structures that the model needs to produce, making demonstration fusion easier, and (2) it exposes the model to structure compositions in different contexts, providing the model with valuable information about how structures can be composed in the data.

## 3 Diverse Demonstrations Selection

**Problem setup** Given a training set  $\mathcal{T} = \{(x_i, y_i)\}_{i=1}^n$  containing utterance-program pairs and a test utterance  $x_{\text{test}}$ , our objective is to select a subset of training examples  $\mathcal{D} = \{(x_j, y_j)\}_{j=1}^k \subset \mathcal{T}$ , where  $k \ll n$ , termed demonstrations. Those demonstrations are then formatted as a text-based prompt  $P$ . When feeding the concatenation of the prompt and the test utterance ( $[P; x_{\text{test}}]$ ) to the model, the desired output is  $y_{\text{test}}$ , which represents

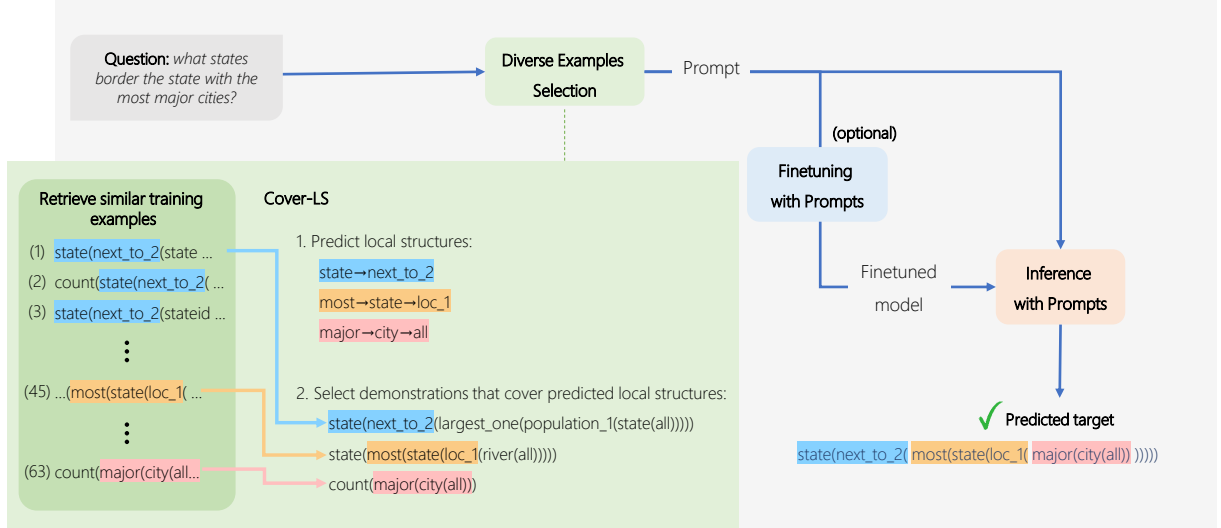


Figure 2: Overview of our framework. Given an utterance, we construct a prompt by selecting a set of diverse demonstrations. Feeding the prompt to the model yields the predicted target. Optionally, models can be fine-tuned (FT setup). In the bottom left corner, we see how *Cover-LS* selects diverse examples: predicting and covering *local structures*, thereby enabling the selection of complementary examples.

the meaning of  $x_{\text{test}}$ .

**Overview** Fig. 2 provides an overview of our framework for obtaining and leveraging diverse demonstrations for better compositional generalization. Given an input utterance,  $x_{\text{test}}$ , we propose two approaches for selecting demonstrations. In the first (§3.1), we optimize *coverage*: we define a set of elements that we want our demonstrations to cover (either structures in the program or utterance words), and then iteratively select examples that contain these elements. The second approach (§3.2) increases diversity by selecting a subset of examples with minimal similarity. Fig. 2 shows an example of the former approach (*Cover-LS*), where we predict and then attempt to cover *local structures* (LS), i.e., sub-trees of the output program. Local structures were shown to be key for compositional generalization in Bogin et al. (2022).

Having selected demonstrations, we use them to construct a prompt (§3.3). We show that our method can be combined with finetuning to meta-train the model to learn in-context (§3.4).

### 3.1 Coverage-based Selection

Bogin et al. (2022) have recently shown, in the context of finetuning semantic parsers, that models fail to generalize to programs with local structures that were not observed at training time, where local structures of a program are defined to be a set of its sub-trees. Inspired by this observation, we propose **Cover-LS**, an algorithm that given the test

utterance  $x_{\text{test}}$ , attempts to choose examples that collectively cover as many local structures as possible from the set  $\mathcal{S}_{y_{\text{test}}}$  of local structures of the program  $y_{\text{test}}$ . Since we have no access to  $y_{\text{test}}$  at test time, we predict what local structures are likely using an auxiliary model, assuming that predicting local structures is *easier* than predicting the entire program. Then, we iteratively select examples that cover the predicted local structures.

**Local structures definition** We follow the definition of Bogin et al. (2022), and given a program  $y$ , convert it to its abstract syntax tree, where each tree node is a program symbol and parent-child edges connect functions to their arguments. In addition, we add “sibling” edges between consecutive arguments. The local structures,  $\mathcal{S}_{y_{\text{test}}}$ , are a subset of all of the connected sub-graphs in the abstract syntax tree, and we provide full details of this subset along with examples in App. A. Fig. 2 also provides examples for local structures (e.g., `state→next_to_2` and `most→state→loc_1`). Unlike Bogin et al. (2022), we consider local structures with any number of nodes. In addition, we anonymize programs by replacing values such as strings and numbers with constants (`string` and `number`), since the value itself is not relevant for program coverage.

**Predicting local structures** As mentioned, we assume predicting local structures is easier than predicting an entire program. Thus, we train an auxiliary model by finetuning T5 (Raffel et al., 2020)

on the training set in the standard manner, training it to output programs given input utterances with no demonstrations. Then, for each test utterance,  $x_{\text{test}}$ , we use beam search to output  $B$  candidate programs  $\{\tilde{y}_b\}_{b=1}^B$  and define the set of local structures as  $\mathcal{S}_{\tilde{y}_{\text{test}}} = \bigcup_{b=1}^B \mathcal{S}_{\tilde{y}_b}$ .

**Covering local structures** Our goal is to choose a set of demonstrations,  $\mathcal{D}$ , that covers the local structures in  $\mathcal{S}_{\tilde{y}_{\text{test}}}$ . Choosing an example for each local structure is infeasible due to prompt length limitations, and thus we propose Alg. 1, whose goal is to choose a small set of demonstrations that are (a) similar to the test utterance  $x_{\text{test}}$  and (b) cover as many local structures in  $\mathcal{S}_{\tilde{y}_{\text{test}}}$  as possible.

We sort the LSs based on their size (number of nodes) in descending order (line 2). By first selecting training examples with programs that contain *larger* LSs from  $\mathcal{S}_{\tilde{y}_{\text{test}}}$ , we are more likely to include training examples similar to the test utterance, which should improve few-shot performance. Then, we iterate over all LSs, and for each local structure  $s$  we *retrieve* the most similar training example that contains  $s$  (line 6), and add it to  $\mathcal{D}$  (line 7). We then update the pool of LSs such that it will include only LSs that are not yet covered (line 8). To further encourage diversity, we remove from our example pool all examples that share the same template (program after anonymization) as the chosen examples (line 9). We keep choosing examples until reaching the desired amount of demonstrations, which might result in choosing more than one example for each local structure (lines 3-4).

We assume (line 6) access to a retriever that takes as input an utterance and returns similar training examples, from which we filter only examples that contain the desired structure. A variety of retrievers can be used, such as BM25 (Robertson and Zaragoza, 2009) or SBERT (Reimers and Gurevych, 2019). In §4 we experiment with and compare different retrievers.

**Utterance coverage** We propose a simpler variant that does not require predicting a set of local structures with an auxiliary model. This variant, termed **Cover-Utt**, uses the same coverage-oriented algorithm, but covers *words* in the input utterance, rather than predicted local structures. This is beneficial when the quality of the auxiliary model, and consequently predicted LSs, is low.

---

#### Algorithm 1: Cover-LS Algorithm

---

**Input** : List of candidate local structures to cover  $\mathcal{S}$ ; Pool of training examples  $\mathcal{T}$ ; Retriever  $R$ ; Desired prompt size  $k$

**Output** : Set of training examples to be used as a prompt  $\mathcal{D}$

---

```

1  $\mathcal{D} = \emptyset$ 
2 Sort  $\mathcal{S}$  from largest to smallest
3 while  $|\mathcal{D}| < k$  do
4    $\mathcal{S}_{\text{uncovered}} = \mathcal{S}$ 
5   for each  $s \in \mathcal{S}_{\text{uncovered}}$  do
6     Retrieve with  $R$  an example  $e \in \mathcal{T}$ 
       that contains  $s$ 
7     Add  $e$  to  $\mathcal{D}$ 
8     Remove from  $\mathcal{S}_{\text{uncovered}}$  all LSs that
       appear in  $e$ 
9     Remove from  $\mathcal{T}$  all examples with
       same anonymized program as  $e$ 
10    if  $|\mathcal{D}| == k$  then
11      break

```

---

### 3.2 Diversity without Coverage

The primary challenge with coverage-based approaches is identifying the elements that need to be covered. An alternative approach is to define diversity more explicitly and select a subset of demonstrations that are dissimilar from one another (while being relevant for the input utterance).

A natural approach for choosing a subset of high-quality and diverse demonstrations from the training set is Determinantal Point Process (DPP) (Kulesza and Taskar, 2012), a probabilistic model that defines a probability distribution over subsets of items, giving high probability to subsets that contain *relevant* and *diverse* items. DPP requires a *relevance score* for each item and a *similarity score* between pairs of items. In our case, we define the relevance of a demonstration through its *retriever score* for the input test utterance. To compute the similarity between demonstration pairs, we first extract LSs and compute tf-idf vectors for each demonstration. The similarity of each pair is then the cosine similarity between their tf-idf vectors. Full implementation details are in App. E.

### 3.3 Prompt Construction

After choosing demonstrations, we order them according to their retriever score with respect to the input utterance in ascending order, in accordance



Dataset	Example
SMCalFlow-CS <sup>†</sup>	<i>Can you make a meeting with David Lax 's reports ?</i>
SMCalFlow-CS Simple <sup>°</sup> (natural)	<pre> † (Yield :output (CreateCommitEventWrapper :event (CreatePreflightEventWrapper :constraint (Constraint[Event] :attendees (AttendeeListHasPeople :people (FindReports :recipient (Execute :intension (refer (extensionConstraint (RecipientWithNameLike :constraint (Constraint[Recipient]) :name # (PersonName "David Lax"))))))))))) ° CreateEvent (with_attendee (FindReports (recipient= refer (Recipient? (name= LIKE (David Lax))))) </pre>
GeoQuery (natural)	<i>What is the most populous state through which the mississippi runs ?</i> <pre> largest_one (population_1 (state (traverse_1 (riverid ("mississippi"))))) </pre>
COVER-10 (synthetic)	<i>What is the color of square dog ?</i> <pre> query_attr[color] (filter (square, find (dog))) </pre>

Table 1: An example utterance-program pair for each of the datasets.

to common practices (Rubin et al., 2022; Qiu et al., 2022b). When finetuning the model (§3.4), demonstrations are shuffled. Demonstrations are formatted to a prompt according to the format in App. C, concatenated with the test utterance, and fed to the model.

### 3.4 Finetuning with Prompts

Despite the success of “pure” in-context learning, where model parameters are frozen, it has been by and large restricted to very large LMs. Conversely, finetuning requires more training data, but performs well even with smaller models. In-context learning can be easily integrated with finetuning by training a model with demonstrations as part of the input. This paradigm can be considered as meta-learning, where the model learns how to use demonstrations during training (Finn et al., 2017; Lake, 2019; Conklin et al., 2021; Min et al., 2022; Chen et al., 2022).

When meta-learning is used in the i.i.d. setup, where the training and test examples are drawn from the same distribution, one can use the same procedure to select demonstrations at both training time and test time. However, in a compositional generalization setup, this does not work: at training time, the model will observe demonstrations that are similar to the target output and will learn to heavily rely on demonstrations and copy large chunks of them. Thus, the model will not learn to compose demonstration parts and will struggle with examples drawn from a different distribution.

To address this phenomenon, which we term *over-copying*, past work (Pasupat et al., 2021; Zemlyanskiy et al., 2022) used *sampling* to add noise to the demonstrations. Here, we also reduce the similarity of demonstrations to the input utterance, but with a simpler approach. Recall that our Cover-LS algorithm picks similar examples by (a)

finding demonstrations that share *large* LSs with the predicted program (lines 2-6 in Algorithm 1), and (b) using a retriever to find the most similar examples among these. To address over-copying, we modify this: at training time, we only consider local structures of size 1, i.e., program symbols, and for each such local structure randomly choose an example that contains this symbol rather than use a powerful retriever. We show the importance of this in §4.

## 4 Experiments

We present our experimental setup and results on different compositional semantic parsing tasks, with no finetuning (NFT) and with finetuning (FT).

### 4.1 Datasets

We evaluate our methods on three datasets (Examples in Table 1).

**SMCalFlow-CS** SMCalFlow-CS is a few-shot compositional generalization dataset proposed by Yin et al. (2021) derived from SMCalFlow (Andreas et al., 2020). It contains single-turn natural sentences involving two domains (organization structure and event creation), each having its own set of program symbols. The test set of the compositional splits contains only cross-domain examples, where both domains appear. We show results for a few-shot setting (split  $k$ -C, where  $k \in \{8, 16, 32\}$ ) where the training set includes only  $k$  cross-domain examples, and a zero-shot setting (split 0-C). We also evaluate on an i.i.d. split<sup>2</sup> where the test set contains only single-domain examples.

For our FT experiments, we use **SMCalFlow-CS Simple**, which contains the same utterances as SMCalFlow-CS, but with programs that use a

<sup>2</sup>The split we use for the i.i.d. setup is 8-S.

	GeoQuery				SMCalFlow-CS				COVR-10	
	i.i.d.	Templ.	TMCD	Len.	i.i.d.	0-C	8-C	16-C	32-C	
<b>Fine Tuned w/o prompts</b>										
T5	90.3	85.9	75.4	36.0	88.5	0.0	34.5	39.0	50.0	21.5
<b>Non Oracle</b>										
Random	53.7	49.7	42.0	30.7	43.0	1.3	0.3	0.7	2.0	69.4
Top-K	86.3	78.0	71.8	64.3	81.7	17.0	34.0	35.7	50.3	61.8
Cover-Utt	<b>89.0</b>	82.1	77.8	73.7	83.3	<b>35.3</b>	51.0	51.3	69.7	<b>78.1</b>
DPP	87.0	81.2	77.8	<b>74.3</b>	79.3	34.7	44.0	50.0	59.7	62.7
Cover-LS	88.7	<b>85.3</b>	<b>79.4</b>	72.7	<b>86.0</b>	0.3	<b>53.3</b>	<b>58.3</b>	<b>73.5</b>	64.4
<b>Oracle</b>										
Cover-LS	86.3	81.2	82.8	74.0	84.3	40.7	77.3	73.5	75.3	83.2

Table 2: **Main results, NFT setup.** We show results of the CODEX model on a random subset of 100 test examples across 3 seeds, with the results of a finetuned T5 model for comparison. Results for the GeoQuery Template and TMCD splits are averaged across the 3 variations of the splits.

simplified syntax provided by Meron (2022). We opt for this version because programs are much shorter, leading to a smaller memory footprint and accelerating training and inference.

**GeoQuery** GeoQuery (Zelle and Mooney, 1996; Tang and Mooney, 2001) contains 880 natural language questions about US geography (e.g., “*What states border Texas?*”). We use the standard (i.i.d.) and compositional splits created by Shaw et al. (2021): (1) template split, where target programs are anonymized into templates and then the templates are randomly split between training and test sets (Finegan-Dollak et al., 2018); (2) TMCD split, which makes the distributions of compounds in training and test sets as divergent as possible (Keyzers et al., 2020); and (3) length split, where test sequences are longer than training ones. Similar to prior work, we average results across three TMCD and template splits generated with different random seeds to reduce variance caused by the small dataset size.

**COVR-10** COVR (Bogin et al., 2022) is a synthetic dataset based on a variable-free functional language. COVR-10 contains 10 compositional grammar splits, in which each test set contains programs that contain a particular set of local structures not observed at training time. Results are averaged across the 10 splits.

## 4.2 Experimental setup

**Models** We use CODEX (code-davinci-002) (Brown et al., 2020; Chen et al., 2021) for all NFT experiments, and T5-large (Raffel et al., 2020) for

FT experiments. T5-large is used to predict LSs in both the NFT and FT setups.

**Evaluation** Like prior work, we use exact match accuracy as the main metric for evaluation. Results are averaged over 3 random seeds unless stated otherwise. In the FT setup, we use the entire test set for evaluation. In the NFT setup, we use 100 test examples due to rate limits of the CODEX inference API (and another 100 development examples for hyperparameter tuning).

**Prompt** We use a prompt size of  $k = 24$  for NFT experiments and  $k = 3$  for FT experiments, unless stated otherwise. A prompt is truncated when its length exceeds the model’s context length (excluding the tokens reserved for generation). In FT experiments, we included only the programs in our demonstrations and discarded their utterances, due to limitations of memory and sequence length.

**Retrievers** In the NFT setup, we use BM25 over lower-cased utterance words. In the FT setup, we use BM25 over predicted program symbols in  $\mathcal{S}_{\tilde{y}_{\text{test}}}$  (predicted using T5). We analyze other possible retriever choices in §4.5.

**Hyperparameter tuning and model selection** We train two types of models in this work: (a) models for predicting LSs, and (b) models finetuned with prompts. For both cases, we use the development set whenever it is available for model selection, otherwise, we use the last checkpoint. Similarly, we use the development set to tune the number of beam candidates  $B$  when predicting local structures, and if there is no development set, we set  $B = 1$ . We detail finetuning hyperparameters in Appendix D.

	GeoQuery				SMCalFlow-CS				
	i.i.d.	Templ.	TMCD	Len.	i.i.d.	0-C	8-C	16-C	32-C
Previous Results									
Qiu et al. 2022a									
T5 Base (FT)	93.3	84.8	69.2	41.8	84.7	-	34.7	44.7	59.0
T5 Base + CSL-Aug (FT)	93.3	<b>89.3</b>	74.9	67.8	83.5	-	51.6	<b>61.4</b>	70.4
Qiu et al. 2022b									
T5 Base (FT)	92.9	84.8	69.2	40.0	(Different dataset version)				
T5 11B (Prompt Tuning)	<b>93.6</b>	87.7	<b>81.2</b>	41.5					
PaLM 62B (FT)	92.5	85.1	72.7	44.2					
PaLM 540B (ICL)	86.8	76.6	63.6	57.9					
Our Results									
Fine Tuned w/o prompts									
T5 Large	92.5	83.8	73.5	37.2	<b>85.3</b>	0.0	34.3	43.0	56.1
NFT									
Top-K	88.9	74.7	69.4	65.8	79.3	19.8	32.7	37.7	49.6
Cover-LS	91.4	81.6	76.3	<b>70.0</b>	82.2	0.0	<b>52.5</b>	60.9	<b>75.1</b>

Table 3: **NFT setup compared to past approaches** on the entire test set (single seed).

**Local structure size** In some experiments, we limit the maximum size of local structures, which is the number of nodes they contain. A subscript notation (Cover-LS<sub>d</sub> or DPP<sub>d</sub>) indicates a limit to local structures of size up to  $d$ .

### 4.3 Baselines

We experiment with the following baselines, aiming to illustrate the efficacy of using diverse demonstrations for improving compositional generalization.

**Finetuning without prompts** Vanilla-finetuned T5 model which is trained without demonstrations, similar to the one used to predict LSs (§3.1), except that it is trained on non-anonymized programs.

**Top-K** We construct the prompt with the top- $k$  examples that are most similar to  $x_{\text{test}}$  according to the retriever score.

**Random** We construct a prompt by randomly sampling  $k$  training examples without repetition.

We also conduct an oracle experiment for Cover-LS, where at test time we have access to  $y_{\text{test}}$  both for retrieval and LS coverage. The retriever takes as input the gold program and scores demonstrations using BM25 over the gold program symbols. In addition, we cover local structures from  $\mathcal{S}_{y_{\text{test}}}$  without predicting them with a model.

### 4.4 Main Results

**NFT** Table 2 shows average results for all methods on a sample of 100 examples across 3 random

seeds (standard deviations are in App. F.1). For comparison with prior work, we also show results on the entire test set for a single seed in Table 3.

We observe in Table 2 that all methods for increasing diversity (Cover-Utt, DPP and Cover-LS) outperform Top-K, which selects similar demonstrations without accounting for diversity, in 7 out of 8 compositional splits. Similarly, diversity methods all improve performance compared to a finetuned T5 model in 7 out of 8 compositional splits. Furthermore, sampling random examples (Random baseline) results in poor performance in GeoQuery and SMCaFlow-CS splits, but achieves high accuracy in COVR-10, beating all methods except Cover-Utt. This can be explained by the synthetic nature and small vocabulary of COVR-10, where random sampling is sufficient.

Comparing diversity methods, Cover-LS and Cover-Utt are better than DPP in most splits (7 out of 10), showing that covering the target input/program goes beyond simply picking diverse examples. Cover-Utt, which covers utterance words, works surprisingly well considering its simplicity. One noticeable failure of Cover-LS is the 0-C split, where it fails to generalize, due to the poor T5 performance on this split (T5 baseline gets 0 accuracy). This emphasizes that if one cannot reasonably predict LSs, then covering input words is a viable alternative. Last, an oracle Cover-LS model with access to the gold program outperforms a non-oracle model in most but not all settings, a

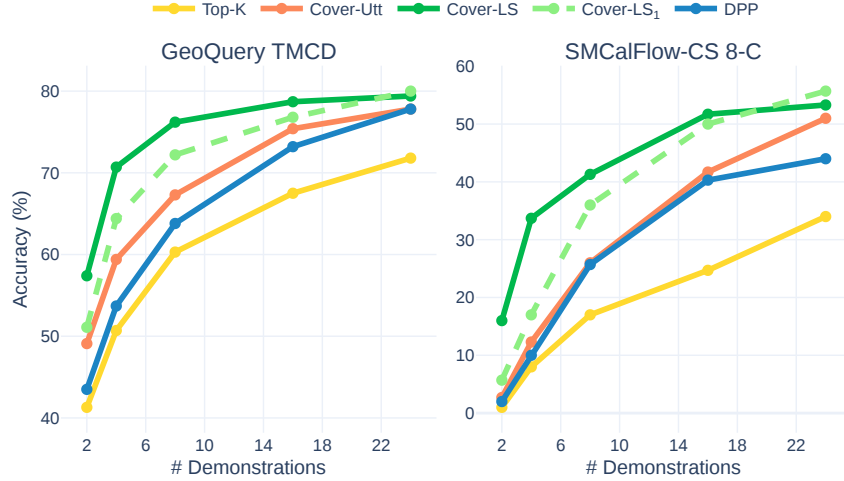


Figure 3: Comparing model accuracy (NFT setup) based on the number of demonstrations, with multiple methods for selecting demonstrations.

phenomena also observed in Qiu et al. (2022b).

Table 3 shows accuracy on the entire test set. Since the underlying models differ substantially, a fair comparison to previous work is impossible. Nevertheless, a comparison still provides a high-level overview for the state of these tasks. Results show that using CODEX with Cover-LS outperforms a T5 finetuned with augmentation (Qiu et al., 2022a) in 4 compositional splits out of 6 (TMCD, Length, 8-C and 32-C), and outperforms non-finetuned PaLM 540B where demonstrations are selected using a BM25 retriever in all comparable splits.

**Number of demonstrations (NFT)** We examine how performance is affected by the number of demonstrations and show results in Figure 3. Cover-LS outperforms Top-K by a large margin across all prompt sizes. Moreover, Cover-LS requires just four demonstrations in order to obtain roughly the same results as Top-K with 24 demonstrations. As the gap between Cover-LS and Cover-Utt or Cover-LS<sub>1</sub> shows, covering structures rather than just program symbols or utterance words is especially helpful for small demonstration sets.

**FT** Results for our FT experiments are shown in Table 4, where we detail separately the method used for demonstration selection at both training time and test time, as those may diverge to avoid over-copying.

First, using random demonstrations at test time, without controlling for diversity or using any retriever, is better compared to using no demonstrations at all. Our main method constructs prompts

with Cover-LS at test time, but during training, prompts are retrieved with Cover-LS<sub>1</sub>, that only covers program symbols, but not local structures, to avoid over-copying (see §3.4). This combination leads to higher performance in all compositional splits compared to baselines that use Top-K or random retrievers. Interestingly, using Top-K at both training time and test time yields low accuracy in compositional splits, which is likely explained by over-copying, but high results in i.i.d. splits. This corroborates our assumption that diversity is needed in compositional setups. Finally, A variant of our method, where Cover-LS<sub>1</sub> is used both during training and test time, is comparable to our main method across all splits.

In the ablations part of the table, we show that limiting coverage at training time to program symbols is crucial: accuracy drops in all splits if we limit Cover-LS to structures up to depth 2 (Cover-LS<sub>2</sub>), or if we have no such limitation at all. The oracle Cover-LS, which uses gold rather than predicted programs, outperforms all non-oracle models (unlike the NFT setup where this is not always the case).

#### 4.5 Analysis

This section investigates how different demonstration selection methods affect performance in the NFT setup. We use  $k = 24$  demonstrations and focus on two non-synthetic datasets, GeoQuery and SMCaFlow-CS, representative of practical scenarios.

**Robustness to retrieval methods** To assess our method’s robustness, we test how sensitive it is



Training Method	Test Method	GeoQuery				SMCalFlow-CS Simple				COVR-10
		i.i.d.	Templ.	TMCD	Len.	i.i.d.	8-C	16-C	32-C	
<b>Fine Tuned w/o prompts</b>										
T5	-	92.5	83.8	73.5	37.2	83.7	9.7	37.5	59.4	19.4
<b>Non Oracle</b>										
Random	Random	<b>93.2</b>	85.0	76.8	39.8	83.5	28.3	46.4	58.0	23.2
Random	Top-K	93.0	84.6	75.9	39.8	83.4	24.4	40.6	54.8	22.8
Top-K	Top-K	90.7	54.7	57.4	20.8	83.2	8.8	22.1	46.1	19.6
Cover-LS <sub>1</sub>	Cover-LS <sub>1</sub>	92.9	85.3	76.6	41.9	83.9	<b>31.0</b>	<b>51.3</b>	<b>62.6</b>	<b>29.8</b>
Cover-LS <sub>1</sub>	Cover-LS	93.1	<b>85.9</b>	<b>77.6</b>	<b>42.7</b>	<b>84.1</b>	30.5	50.6	61.5	28.6
<b>Ablations</b>										
Cover-LS <sub>2</sub>	Cover-LS	92.6	84.9	75.6	39.8	83.7	28.8	46.3	60.5	28.8
Cover-LS	Cover-LS	91.8	80.7	69.4	37.7	82.9	21.2	34.1	53.8	13.6
<b>Oracle</b>										
Cover-LS <sub>1</sub>	Cover-LS	93.7	87.7	79.8	48.9	87.4	48.0	64.1	73.5	41.1

Table 4: FT test set results using T5 with a random retriever used at training time. We detail the method used for demonstration selection at both training time and test time as those may differ to avoid over-copying.

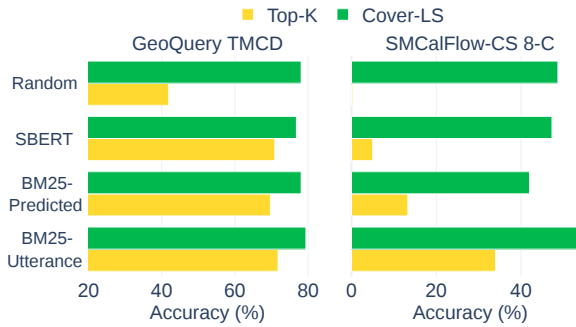


Figure 4: Comparing model accuracy across different retrievers, with demonstrations selected using Top-K or Cover-LS.

to the chosen retriever. First, we use our default retrievers, which are BM25 over utterance words (BM25-Utterance), and BM25 over predicted program symbols (BM25-Predicted). We add a random retriever that is identical to the RANDOM baseline introduced in §4.3 when combined with Top-K. We also evaluate the SBERT retriever (Reimers and Gurevych, 2019), which encodes input utterances and measures the cosine similarity between pairs of encodings. As seen in Figure 4, Cover-LS outperforms Top-K in all settings by a significant margin. Moreover, while BM25-Utterance performs best, variance across retrievers is low for Cover-LS, but higher for Top-K.

**Prompt metrics** We analyze the characteristics of prompts constructed with different demonstration selection methods (Top-K, Cover-LS and DPP) in Table 5. Symbol Coverage shows the average fraction of symbols in  $y_{\text{test}}$  that are covered by the

Prompt Metrics	GeoQuery TMCD			SMCalFlow-CS 8-C		
	Top-K	Cover-LS	DPP	Top-K	Cover-LS	DPP
Symbol Coverage	97.2	99.3	99.2	93.1	95.0	96.6
LS Coverage	69.2	73.0	71.0	70.0	86.8	76.1
Utterance Sim.	0.46	0.42	0.43	0.50	0.47	0.48
No. Unique LSs	306	505	484	2139	3647	4212

Table 5: Prompt metrics: coverage, similarity, and diversity in prompts constructed using various methods.

Error Types	GeoQuery TMCD			SMCalFlow-CS 8-C		
	Top-K	Cover-LS	DPP	Top-K	Cover-LS	DPP
Syntax Error	1.0	0.0	0.9	5.0	2.9	9.5
Over-Copying	19.8	16.9	15.8	41.4	41.4	10.7
OOV Hallucination	20.0	17.8	22.9	8.0	3.5	5.4
Missing Symbol(s)	88.7	75.2	77.9	87.4	77.7	79.8

Table 6: Error analysis. We automatically compute the fraction of different error types.

demonstration set, and similarly LS Coverage the fraction of covered LSs. Both these metrics show that indeed prompts constructed with Cover-LS cover more of the structures in the output program compared to Top-K. Moreover, symbol coverage is generally high across all methods. Utterance Similarity measures average cosine similarity between SBERT embeddings of the test utterance and prompt utterances, which is highest for Top-K as expected. To approximate diversity between demonstrations, we calculate the average number of unique LSs in demonstrations, and observe it is substantially higher in Cover-LS and DPP compared to Top-K. This implies coverage and structural diversity are more important than input similarity for compositional generalization.

**Error analysis** We analyze errors and show re-

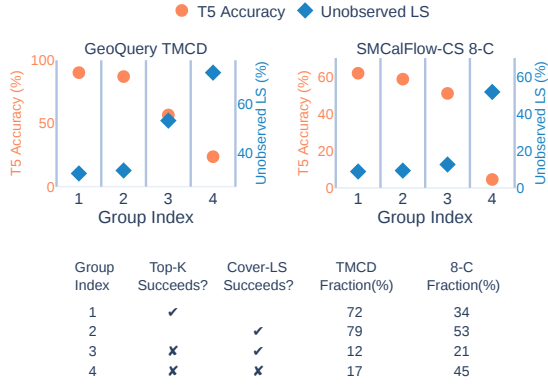


Figure 5: Properties of test example groups. Test examples are grouped based on their Top-K or Cover-LS success(✓) or failure(✗) in NFT setup. We also include the fraction of each group in the table.

sults in Table 6. Inspired by the metrics in Qiu et al. (2022b), we automatically compute statistics for the following cases when the prediction is wrong: (1) Syntax Errors, when the model produces a program with invalid parentheses; (2) Over-Copying, when the entire prediction has the same anonymized form as one of the demonstrations; (3) OOV (out-of-vocabulary) Hallucination, where the anonymized predicted program contains a symbol missing from the gold program or any prompt demonstration; and (4) Missing Symbol(s), where the predicted program is missing at least one symbol.

The distribution of errors is similar across demonstration selection methods. Syntax errors are rare in both datasets. Many predictions are over-copied, especially in SMCaFlow-CS, but when diversity is increased with DPP, this number decreases significantly. Surprisingly, despite having a smaller vocabulary, GeoQuery has more out-of-vocabulary hallucinations. Almost all incorrect predictions have a missing symbol, but Top-K predictions are especially prone to this type of error.

**Stratified analysis** Our main results showed that Cover-LS outperforms Top-K in most compositional splits. But what examples does it perform better on? We analyze the properties of four test example groups, where grouping is determined by the prediction outcome: (1) Top-K succeeds; (2) Cover-LS succeeds; (3) only Cover-LS succeeds; and (4) both fail. For each group we estimate difficulty by measuring the average accuracy achieved by the vanilla T5 model (finetuned without prompts), and also compute the percentage of examples that have an *unobserved local structure* (Unobserved

LS) with respect to the training set. This measure is central to determining whether generalization to a test instance is difficult, as demonstrated in Bogin et al. (2022).<sup>3</sup> As can be seen in Figure 5, T5 accuracy decreases as the group index changes from  $1 \rightarrow 2 \rightarrow 3 \rightarrow 4$ . Unobserved LS scores rise with this order. This finding confirms the claim in Bogin et al. (2022) that a test instance containing an unobserved LS is hard. Examining groups 1 and 3, we observe that group 3, the group for which Cover-LS performs better than Top-K, is also tougher for T5 and has more unobserved LS. Both methods fail on examples with low T5 accuracy and high unobserved LS scores (group 4). This is also an evidence that T5 and CODEX agree on the difficulty of examples, despite their very different training and inference schemes.

## 5 Related Work

**Example selection** One of the central issues in in-context learning is the selection of examples, which can either be based on parameter-free retrievers (Wang et al., 2022; Zemlyanskiy et al., 2022), neural-based retrievers (Pasupat et al., 2021; Liu et al., 2022; Gupta et al., 2022b; Rubin et al., 2022) or complexity criteria (Fu et al., 2022). These studies consider each example separately, which often leads to a lack of coverage and diversity. Our approach is similar to the retrieval procedure in Zemlyanskiy et al. (2022), which makes a preliminary prediction and retrieves demonstrations with similar programs. However, while they use classic tf-idf with predicted tokens, we use predicted local structures and aim to cover them with complementary demonstrations.

Some studies encourage diversity during example selection, regardless of prompting. To address multi-answer retrieval, Nandigam et al. (2022) employ DPP, and Min et al. (2021) utilize an autoregressive model to select instances based on previously selected ones. Other work include Su et al. (2022), in which instances with varying confidence scores are selected for annotation, Yu et al. (2022) that introduce a reinforcement learning algorithm and (concurrent to this work) Ye et al. (2022) who propose a maximal-marginal-relevance-based selection strategy.

**In-context learning for compositional generalization** There have been previous attempts to ad-

<sup>3</sup>To comply with Bogin et al. (2022), we measure Unobserved LS only for structures up to size 4.

dress compositional generalization problems using LLMs equipped with demonstrations. When selecting demonstrations, some also consider target coverage or structure similarity, but only in oracle setups (Hosseini et al., 2022; Qiu et al., 2022b). Drozdov et al. (2022) try to cover the syntactic parse tree constituents with demonstrations but rely heavily on manually-picked examples and explanations in their work.

By showing the benefits of structural coverage, we hope to stimulate research in this field. For example, the use of diverse generation strategies (Meister et al., 2021; Narayan et al., 2022) might provide a way to diversify predicted structures and improve gold structure coverage.

## 6 Conclusion

In this paper, we study how to leverage ICL to improve compositional generalization for semantic parsing, by increasing diversity among demonstrations. We find that choosing demonstrations that cover the structures required in the output program substantially improves performance across three compositional semantic parsing datasets in the pure in-context learning setup and when combined with finetuning. We further demonstrated that by aiming for structural coverage, we can reduce the number of demonstrations needed for generalization, and improve robustness as well as test performance on hard examples.

## Acknowledgements

This research was partially supported by The Yandex Initiative for Machine Learning, and the European Research Council (ERC) under the European Union Horizons 2020 research and innovation programme (grant ERC DELPHI 802800).

## References

Jacob Andreas, John Bufe, David Burkett, Charles Chen, Josh Clausman, Jean Crawford, Kate Crim, Jordan DeLoach, Leah Dorner, Jason Eisner, Hao Fang, Alan Guo, David Hall, Kristin Hayes, Kellie Hill, Diana Ho, Wendy Iwaszuk, Smriti Jha, Dan Klein, Jayant Krishnamurthy, Theo Lanman, Percy Liang, Christopher H. Lin, Ilya Lintsbakh, Andy McGovern, Aleksandr Nisnevich, Adam Pauls, Dmitriy Petters, Brent Read, Dan Roth, Subhro Roy, Jesse Rusak, Beth Short, Div Slomin, Ben Snyder, Stephon Striplin, Yu Su, Zachary Tellman, Sam Thomson, Andrei Vorobev, Izabela Witoszko, Jason Wolfe, Abby Wray, Yuchen Zhang, and Alexander

Zotov. 2020. [Task-oriented dialogue as dataflow synthesis](#). *Transactions of the Association for Computational Linguistics*, 8:556–571.

Ben Bogin, Shivanshu Gupta, and Jonathan Berant. 2022. Unobserved local structures make compositional generalization hard.

Tom B. Brown, Benjamin Mann, Nick Ryder, Melanie Subbiah, Jared Kaplan, Prafulla Dhariwal, Arvind Neelakantan, Pranav Shyam, Girish Sastry, Amanda Askell, Sandhini Agarwal, Ariel Herbert-Voss, Gretchen Krueger, Tom Henighan, Rewon Child, Aditya Ramesh, Daniel M. Ziegler, Jeffrey Wu, Clemens Winter, Christopher Hesse, Mark Chen, Eric Sigler, Mateusz Litwin, Scott Gray, Benjamin Chess, Jack Clark, Christopher Berner, Sam McCandlish, Alec Radford, Ilya Sutskever, and Dario Amodei. 2020. [Language models are few-shot learners](#). In *Advances in Neural Information Processing Systems 33: Annual Conference on Neural Information Processing Systems 2020, NeurIPS 2020, December 6-12, 2020, virtual*.

Mark Chen, Jerry Tworek, Heewoo Jun, Qiming Yuan, Henrique Ponde, Jared Kaplan, Harrison Edwards, Yura Burda, Nicholas Joseph, Greg Brockman, Alex Ray, Raul Puri, Gretchen Krueger, Michael Petrov, Heidy Khlaaf, Girish Sastry, Pamela Mishkin, Brooke Chan, Scott Gray, Nick Ryder, Mikhail Pavlov, Alethea Power, Lukasz Kaiser, Mohammad Bavarian, Clemens Winter, Philippe Tillet, Felipe Petroski Such, David W. Cummings, Matthias Plappert, Fotios Chantzis, Elizabeth Barnes, Ariel Herbert-Voss, William H. Guss, Alex Nichol, Igor Babuschkin, S. Arun Balaji, Shantanu Jain, Andrew Carr, Jan Leike, Joshua Achiam, Vedant Misra, Evan Morikawa, Alec Radford, Matthew M. Knight, Miles Brundage, Mira Murati, Katie Mayer, Peter Welinder, Bob McGrew, Dario Amodei, Sam McCandlish, Ilya Sutskever, and Wojciech Zaremba. 2021. Evaluating large language models trained on code. *ArXiv*, abs/2107.03374.

Yanda Chen, Ruiqi Zhong, Sheng Zha, George Karypis, and He He. 2022. [Meta-learning via language model in-context tuning](#). In *Proceedings of the 60th Annual Meeting of the Association for Computational Linguistics (Volume 1: Long Papers)*, pages 719–730, Dublin, Ireland. Association for Computational Linguistics.

Henry Conklin, Bailin Wang, Kenny Smith, and Ivan Titov. 2021. [Meta-learning to compositionally generalize](#). In *Proceedings of the 59th Annual Meeting of the Association for Computational Linguistics and the 11th International Joint Conference on Natural Language Processing (Volume 1: Long Papers)*, pages 3322–3335, Online. Association for Computational Linguistics.

Andrew Drozdov, Nathanael Scharli, Ekin Akyuurek, Nathan Scales, Xinying Song, Xinyun Chen, Olivier Bousquet, and Denny Zhou. 2022. Compositional

- semantic parsing with large language models. *ArXiv*, abs/2209.15003.
- Catherine Finegan-Dollak, Jonathan K. Kummerfeld, Li Zhang, Karthik Ramanathan, Sesh Sadasivam, Rui Zhang, and Dragomir Radev. 2018. [Improving text-to-SQL evaluation methodology](#). In *Proceedings of the 56th Annual Meeting of the Association for Computational Linguistics (Volume 1: Long Papers)*, pages 351–360, Melbourne, Australia. Association for Computational Linguistics.
- Chelsea Finn, Pieter Abbeel, and Sergey Levine. 2017. [Model-agnostic meta-learning for fast adaptation of deep networks](#). In *Proceedings of the 34th International Conference on Machine Learning, ICML 2017, Sydney, NSW, Australia, 6-11 August 2017*, volume 70 of *Proceedings of Machine Learning Research*, pages 1126–1135. PMLR.
- Yao Fu, Hao-Chun Peng, Ashish Sabharwal, Peter Clark, and Tushar Khot. 2022. Complexity-based prompting for multi-step reasoning. *ArXiv*, abs/2210.00720.
- Daniel Furrer, Marc van Zee, Nathan Scales, and Nathanael Scharli. 2020. Compositional generalization in semantic parsing: Pre-training vs. specialized architectures. *ArXiv*, abs/2007.08970.
- Matt Gardner, Joel Grus, Mark Neumann, Oyvind Tafjord, Pradeep Dasigi, Nelson F. Liu, Matthew Peters, Michael Schmitz, and Luke Zettlemoyer. 2018. [AllenNLP: A deep semantic natural language processing platform](#). In *Proceedings of Workshop for NLP Open Source Software (NLP-OSS)*, pages 1–6, Melbourne, Australia. Association for Computational Linguistics.
- Shivanshu Gupta, Sameer Singh, and Matt Gardner. 2022a. Structurally diverse sampling for sample-efficient training and comprehensive evaluation.
- Vivek Gupta, Akshat Shrivastava, Adithya Sagar, Armen Aghajanyan, and Denis Savenkov. 2022b. [RetroNLU: Retrieval augmented task-oriented semantic parsing](#). In *Proceedings of the 4th Workshop on NLP for Conversational AI*, pages 184–196, Dublin, Ireland. Association for Computational Linguistics.
- Jonathan Herzig and Jonathan Berant. 2019. [Don’t paraphrase, detect! rapid and effective data collection for semantic parsing](#). In *Proceedings of the 2019 Conference on Empirical Methods in Natural Language Processing and the 9th International Joint Conference on Natural Language Processing (EMNLP-IJCNLP)*, pages 3810–3820, Hong Kong, China. Association for Computational Linguistics.
- Arian Hosseini, Ankit Vani, Dzmitry Bahdanau, Alessandro Sordani, and Aaron C. Courville. 2022. On the compositional generalization gap of in-context learning.
- Vishal Kaushal, Ganesh Ramakrishnan, and Rishabh K. Iyer. 2022. Submodlib: A submodular optimization library. *ArXiv*, abs/2202.10680.
- Daniel Keysers, Nathanael Schärli, Nathan Scales, Hylke Buisman, Daniel Furrer, Sergii Kashubin, Nikola Momchev, Danila Sinopalnikov, Lukasz Stafiniak, Tibor Tihon, Dmitry Tsarkov, Xiao Wang, Marc van Zee, and Olivier Bousquet. 2020. [Measuring compositional generalization: A comprehensive method on realistic data](#). In *8th International Conference on Learning Representations, ICLR 2020, Addis Ababa, Ethiopia, April 26-30, 2020*. OpenReview.net.
- Alex Kulesza and Ben Taskar. 2012. Determinantal point processes for machine learning. *ArXiv*, abs/1207.6083.
- Brenden M. Lake. 2019. [Compositional generalization through meta sequence-to-sequence learning](#). In *Advances in Neural Information Processing Systems 32: Annual Conference on Neural Information Processing Systems 2019, NeurIPS 2019, December 8-14, 2019, Vancouver, BC, Canada*, pages 9788–9798.
- Brenden M. Lake and Marco Baroni. 2018. [Generalization without systematicity: On the compositional skills of sequence-to-sequence recurrent networks](#). In *Proceedings of the 35th International Conference on Machine Learning, ICML 2018, Stockholmsmässan, Stockholm, Sweden, July 10-15, 2018*, volume 80 of *Proceedings of Machine Learning Research*, pages 2879–2888. PMLR.
- Jiachang Liu, Dinghan Shen, Yizhe Zhang, Bill Dolan, Lawrence Carin, and Weizhu Chen. 2022. [What makes good in-context examples for GPT-3?](#) In *Proceedings of Deep Learning Inside Out (DeeLIO 2022): The 3rd Workshop on Knowledge Extraction and Integration for Deep Learning Architectures*, pages 100–114, Dublin, Ireland and Online. Association for Computational Linguistics.
- Clara Meister, Martina Forster, and Ryan Cotterell. 2021. [Determinantal beam search](#). In *Proceedings of the 59th Annual Meeting of the Association for Computational Linguistics and the 11th International Joint Conference on Natural Language Processing (Volume 1: Long Papers)*, pages 6551–6562, Online. Association for Computational Linguistics.
- Joram Meron. 2022. [Simplifying semantic annotations of SMCaFlow](#). In *Proceedings of the 18th Joint ACL - ISO Workshop on Interoperable Semantic Annotation within LREC2022*, pages 81–85, Marseille, France. European Language Resources Association.
- Sewon Min, Kenton Lee, Ming-Wei Chang, Kristina Toutanova, and Hannaneh Hajishirzi. 2021. [Joint passage ranking for diverse multi-answer retrieval](#). In *Proceedings of the 2021 Conference on Empirical Methods in Natural Language Processing*, pages 6997–7008, Online and Punta Cana, Dominican Republic. Association for Computational Linguistics.



- Sewon Min, Mike Lewis, Luke Zettlemoyer, and Hannaneh Hajishirzi. 2022. [MetaICL: Learning to learn in context](#). In *Proceedings of the 2022 Conference of the North American Chapter of the Association for Computational Linguistics: Human Language Technologies*, pages 2791–2809, Seattle, United States. Association for Computational Linguistics.
- Poojitha Nandigam, Nikhil Rayaprolu, and Manish Shrivastava. 2022. [Diverse multi-answer retrieval with determinantal point processes](#). In *Proceedings of the 29th International Conference on Computational Linguistics*, pages 2220–2225, Gyeongju, Republic of Korea. International Committee on Computational Linguistics.
- Shashi Narayan, Gonalo Simoes, Yao Zhao, Joshua Maynez, Dipanjan Das, Michael Collins, and Mirella Lapata. 2022. [A well-composed text is half done! composition sampling for diverse conditional generation](#). In *Proceedings of the 60th Annual Meeting of the Association for Computational Linguistics (Volume 1: Long Papers)*, pages 1319–1339, Dublin, Ireland. Association for Computational Linguistics.
- Inbar Oren, Jonathan Herzig, and Jonathan Berant. 2021. [Finding needles in a haystack: Sampling structurally-diverse training sets from synthetic data for compositional generalization](#). In *Proceedings of the 2021 Conference on Empirical Methods in Natural Language Processing*, pages 10793–10809, Online and Punta Cana, Dominican Republic. Association for Computational Linguistics.
- Panupong Pasupat, Yuan Zhang, and Kelvin Guu. 2021. [Controllable semantic parsing via retrieval augmentation](#). In *Proceedings of the 2021 Conference on Empirical Methods in Natural Language Processing*, pages 7683–7698, Online and Punta Cana, Dominican Republic. Association for Computational Linguistics.
- Linlu Qiu, Peter Shaw, Panupong Pasupat, Paweł Nowak, Tal Linzen, Fei Sha, and Kristina Toutanova. 2022a. [Improving compositional generalization with latent structure and data augmentation](#). In *Proceedings of the 2022 Conference of the North American Chapter of the Association for Computational Linguistics: Human Language Technologies*, pages 4341–4362, Seattle, United States. Association for Computational Linguistics.
- Linlu Qiu, Peter Shaw, Panupong Pasupat, Tianze Shi, Jonathan Herzig, Emily Pitler, Fei Sha, and Kristina Toutanova. 2022b. Evaluating the impact of model scale for compositional generalization in semantic parsing. *ArXiv*, abs/2205.12253.
- Colin Raffel, Noam M. Shazeer, Adam Roberts, Katherine Lee, Sharan Narang, Michael Matena, Yanqi Zhou, Wei Li, and Peter J. Liu. 2020. Exploring the limits of transfer learning with a unified text-to-text transformer. *ArXiv*, abs/1910.10683.
- Nils Reimers and Iryna Gurevych. 2019. [Sentence-BERT: Sentence embeddings using Siamese BERT-networks](#). In *Proceedings of the 2019 Conference on Empirical Methods in Natural Language Processing and the 9th International Joint Conference on Natural Language Processing (EMNLP-IJCNLP)*, pages 3982–3992, Hong Kong, China. Association for Computational Linguistics.
- Stephen E. Robertson and Hugo Zaragoza. 2009. The probabilistic relevance framework: Bm25 and beyond. *Found. Trends Inf. Retr.*, 3:333–389.
- Ohad Rubin, Jonathan Herzig, and Jonathan Berant. 2022. [Learning to retrieve prompts for in-context learning](#). In *Proceedings of the 2022 Conference of the North American Chapter of the Association for Computational Linguistics: Human Language Technologies*, pages 2655–2671, Seattle, United States. Association for Computational Linguistics.
- Peter Shaw, Ming-Wei Chang, Panupong Pasupat, and Kristina Toutanova. 2021. [Compositional generalization and natural language variation: Can a semantic parsing approach handle both?](#) In *Proceedings of the 59th Annual Meeting of the Association for Computational Linguistics and the 11th International Joint Conference on Natural Language Processing (Volume 1: Long Papers)*, pages 922–938, Online. Association for Computational Linguistics.
- Hongjin Su, Jungo Kasai, Chen Henry Wu, Weijia Shi, Tianlu Wang, Jiayi Xin, Rui Zhang, Mari Ostendorf, Luke Zettlemoyer, Noah A. Smith, and Tao Yu. 2022. Selective annotation makes language models better few-shot learners. *ArXiv*, abs/2209.01975.
- Lappoon R. Tang and Raymond J. Mooney. 2001. Using multiple clause constructors in inductive logic programming for semantic parsing. In *ECML*.
- Shuohang Wang, Yichong Xu, Yuwei Fang, Yang Liu, Siqi Sun, Ruochen Xu, Chenguang Zhu, and Michael Zeng. 2022. [Training data is more valuable than you think: A simple and effective method by retrieving from training data](#). In *Proceedings of the 60th Annual Meeting of the Association for Computational Linguistics (Volume 1: Long Papers)*, pages 3170–3179, Dublin, Ireland. Association for Computational Linguistics.
- Xi Ye, Srini Iyer, Asli Celikyilmaz, Ves Stoyanov, Greg Durrett, and Ramakanth Pasunuru. 2022. Complementary explanations for effective in-context learning. *ArXiv*, abs/2211.13892.
- Pengcheng Yin, Hao Fang, Graham Neubig, Adam Pauls, Emmanouil Antonios Platanios, Yu Su, Sam Thomson, and Jacob Andreas. 2021. [Compositional generalization for neural semantic parsing via span-level supervised attention](#). In *Proceedings of the 2021 Conference of the North American Chapter of the Association for Computational Linguistics: Human Language Technologies*, pages 2810–2823, Online. Association for Computational Linguistics.

Yu Yu, Shahram Khadivi, and Jia Xu. 2022. [Can data diversity enhance learning generalization?](#) In *Proceedings of the 29th International Conference on Computational Linguistics*, pages 4933–4945, Gyeongju, Republic of Korea. International Committee on Computational Linguistics.

John M. Zelle and Raymond J. Mooney. 1996. Learning to parse database queries using inductive logic programming. In *AAAI/IAAI, Vol. 2*.

Yury Zemlyanskiy, Michiel de Jong, Joshua Ainslie, Panupong Pasupat, Peter Shaw, Linlu Qiu, Sumit Sanghai, and Fei Sha. 2022. [Generate-and-retrieve: Use your predictions to improve retrieval for semantic parsing.](#) In *Proceedings of the 29th International Conference on Computational Linguistics*, pages 4946–4951, Gyeongju, Republic of Korea. International Committee on Computational Linguistics.

## A Local Structures

We follow the definition of local structures from [Bogin et al. \(2022\)](#), which were defined for structures of sizes 2-4, and extend them to local structures of any size. Given a program  $y$ , we parse it into a tree  $T = (\mathcal{V}, \mathcal{E})$ , such that each node  $v \in \mathcal{V}$  is labeled by the program symbol (function or value) that it represents in  $y$  (or a special symbol for the root node), and the set of edges  $\mathcal{E} = \{(p, c)\}$  expresses **parent-child** relations between the nodes.

We capture sibling relations by defining a graph based on the tree  $T$  that contains an edge set  $\mathcal{E}_{\text{sib}}$  of **sibling** edges:  $G = (\mathcal{V}, \mathcal{E} \cup \mathcal{E}_{\text{sib}})$ . Specifically, for each parent node  $p$ , the program  $y$  induces an order over the children of  $p$ :  $(c_1^p, \dots, c_{N_p}^p)$ , where  $N_p$  is the number of children. We then define  $\mathcal{E}_{\text{sib}} = \bigcup_p \{c_i^p, c_{i+1}^p\}_{i=1}^{N_p}$ , that is, all *consecutive* siblings will be connected by edges.

We define a local structure of size  $n$  as the subset  $G_{LS}$  of all connected sub-graphs of size  $n$  in  $G$  such that for every pair  $(x, y)$  of nodes in  $G_{LS}$  it holds that  $(x, y) \in \mathcal{E}_{\text{sib}}$  iff  $x$  and  $y$  are both leaves in  $G_{LS}$ . That is, informally, the relations between nodes in the sub-graph include parent-child and siblings, but not e.g. cousins or uncles. All program symbols are local structures of size 1. Table 8 shows a partial list of local structures for a given program.

## B Dataset Sizes

We report dataset sizes in Table 7.

## C Prompt Format and Examples

We add special prefixes “source:” and “target:” for retrieved source-target pairs and separate them with break lines. Table 9 shows prompt examples for different demonstration selection methods. The only prompt that contains all the required program symbols and produces the correct prediction is CoverLS’s prompt.

## D Finetuning Details

We provide implementation details for finetuning experiments (we use the same configuration for all FT experiments and training of the auxiliary model). We finetune the T5 model with the AdamW optimizer and a learning rate of  $1e^{-5}$ . We use a polynomial decay learning rate with an ending rate of  $1e^{-6}$ , and 100 warmup steps. We train for 250/50/70 epochs and evaluate on the validation

set every 3/5/10 epochs for Geo/SMCalFlow (both versions)/COVR respectively. We use batches of size 8 for all datasets (and gradient accumulation in case batch cannot fit in memory). We use the AllenNLP library ([Gardner et al., 2018](#)) for training and evaluation.

## D.1 Fixes for Local Structure Extraction

We try to fix syntax errors in the predictions made using the auxiliary model to enable parsing them to ASTs and extraction of LSs. We add or remove closing parentheses based on the number of missing or redundant parentheses at the end of the program.

Dataset	Split	Train	Development	Test
GeoQuery	Standard	600	-	280
	Template1	438	110	332
	Template2	439	110	331
	Template3	440	110	330
	TMCD1	440	110	330
	TMCD2	440	110	330
	TMCD3	440	110	330
	Length	440	110	330
SMCalFlow-CS	8-S	25412	662	662
	0-C	25404	662	663
	8-C	25412	662	663
	16-C	25420	662	663
	32-C	25436	662	663
SMCalFlow-CS Simple	8-S	25402	662	662
	8-C	25402	662	663
	16-C	25410	662	663
	32-C	25426	662	662
COVR-10	Each split	3000	-	500

Table 7: Dataset sizes

## E DPP Details

DPPs are probabilistic models that are effective at modeling a distribution on all the subsets of the ground set  $\mathcal{T}$  jointly considering the quality and diversity. A subset  $\mathcal{D}$  is drawn according to the probability distribution  $\mathcal{P}$ :

$$\mathcal{P}(\mathcal{D} \subset \mathcal{T}; L) \propto \det(L_{\mathcal{D}}) \quad (1)$$

Where  $L \in \mathbb{R}^{n \times n}$  is a PSD matrix and  $L_{L_{\mathcal{D}}}$  is the submatrix of  $L$  indexed by items in  $\mathcal{D}$ .  $L$  matrix takes into account the quality of each training example and its similarity to other training examples through:

$$L_{ij} = q_i \phi_i^\top \phi_j q_j \quad (2)$$

with  $q \in \mathbb{R}^n$  being normalized retriever scores that model the quality of each example; and  $\{\phi_i\}_{i=1}^n$

<b>Dataset</b>	SMCalFlow-CS Simple
<b>Utterance</b>	Create a new meeting on Friday called Work on Project.
<b>Program</b>	CreateEvent (AND (has_subject ("Work on Project"), starts_at (NextDOW ("Friday"))))
<b>Anonymized Program</b>	CreateEvent (AND (has_subject (string), starts_at (NextDOW (string))))
Size	Local structures
1	CreateEvent AND has_subject string starts_at NextDOW
2	<root> → CreateEvent CreateEvent → AND AND → has_subject AND → starts_at has_subject ↔ starts_at has_subject → string starts_at → NextDOW NextDOW → string
3	<root> → CreateEvent → AND CreateEvent → AND → has_subject CreateEvent → AND → starts_at AND → has_subject ↔ starts_at AND → has_subject → string AND → starts_at → NextDOW starts_at → NextDOW → string
	⋮
6	<root> → CreateEvent → AND → starts_at → NextDOW → string

Table 8: Local structures of different sizes for a specific example ( $\rightarrow$  denotes parent-child relations,  $\leftrightarrow$  denotes sibling relations)

denoting normalized tf-idf vectors over LSs, which model the different aspects that are contained within each training example. The dot product of those vectors is used to model the similarity between two train examples.

$\log \det(L_{\mathcal{D}})$  is a submodular function which satisfies the diminishing marginal returns property. Therefore, we can find a subset of training examples  $\mathcal{D} \subset \mathcal{T}$ ,  $|\mathcal{D}| = k$  that maximizes it in a feasible manner using a greedy optimizer (Kaushal et al., 2022).

The probability assigned by DPP can be interpreted geometrically as the volume of the parallelepiped covered by the quality and similarity measures (Kulesza and Taskar, 2012). A diverse subset occupies more volume than a subset of similar examples. Hence, DPP assigns higher probability to diverse and relevant examples rather than the most relevant and similar ones.

## F Additional NFT Results

### F.1 Standard deviation

We report standard deviation results in NFT setup in Table 10. Results are computed using 3 random seeds for a subset of 100 test examples.

### F.2 Tuning the Number of Beam Candidates

We use the development set to tune the number of beam candidates  $B$  when predicting local structures. Table 11 shows the results of using different values of  $B$  in NFT setup on a random subset of 100 development examples. Prompts are constructed using Cover-LS with  $k = 8$  demonstrations.



<b>Dataset</b>	GeoQuery
<b>Utterance</b>	through which states does the longest river in texas run
<b>Gold Program</b>	answer (state (traverse_1 (longest (river (loc_2 (stateid (string)))))))
<b>Selection Method</b>	<b>Prompt</b>
<b>Top-K</b>	source: which states does the mississippi river run through target: answer (state (traverse_1 (river (riverid (string))))) source: which states does the colorado river run through target: answer (state (traverse_1 (river (riverid (string))))) source: which states does the missouri river run through target: answer (state (traverse_1 (river (riverid (string))))) source: which states does the longest river run through target: answer (state (traverse_1 (longest (river (all))))) source: through which states does the longest river in texas run target:
<b>DPP</b>	source: what states does the shortest river run through target: answer (state (traverse_1 (shortest (river (all))))) source: which states does the mississippi run through target: answer (state (traverse_1 (riverid (string))))) source: which states does the missouri river run through target: answer (state (traverse_1 (river (riverid (string))))) source: which states does the longest river run through target: answer (state (traverse_1 (longest (river (all))))) source: through which states does the longest river in texas run target:
<b>Cover-LS</b>	source: what state borders the least states excluding alaska and excluding hawaii target: answer (fewest (state (next_to_2 (exclude (exclude (state (all)), stateid (string)), stateid (string))))) source: what is the longest river in texas target: answer (longest (river (loc_2 (stateid (string))))) source: which states does the missouri river run through target: answer (state (traverse_1 (river (riverid (string))))) source: which states does the longest river run through target: answer (state (traverse_1 (longest (river (all))))) source: through which states does the longest river in texas run target:

Table 9: Prompts produced with different demonstration selection methods for a specific test example. Each prompt contains  $k = 4$  demonstrations.

	GeoQuery				SMCalFlow-CS				COVR-10	
	i.i.d.	Templ.	TMCD	Len.	i.i.d.	0-C	8-C	16-C	32-C	
Random	1.5	6.6	2.5	5.0	4.6	0.6	0.6	0.6	3.5	3.1
Top-K	1.5	1.8	1.0	1.1	0.6	1.0	1.0	1.1	1.1	4.6
Cover-Utt	1.0	1.2	1.2	2.1	1.5	1.5	1.0	1.2	2.1	1.9
DPP	0.0	0.5	1.7	1.5	1.2	0.6	1.0	1.0	3.1	2.0
Cover-LS	1.5	1.1	2.4	2.1	1.4	0.6	1.1	0.6	3.5	4.2

Table 10: Standard deviation results in NFT setup. Results are computed on a random subset of 100 test examples across 3 random seeds.

	GeoQuery							SMCalFlow-CS				
$B$	Templ. 1	Templ. 2	Templ. 3	TMCD 1	TMCD 2	TMCD 3	Len.	i.i.d.	0-C	8-C	16-C	32-C
1	85	74	77	66	65	84	62	73	0	36	47	63
3	85	75	75	69	59	88	60	65	0	42	49	67
5	84	76	72	69	64	87	60	64	1	44	51	68

Table 11: The effect of number of beam candidates  $B$  on accuracy in NFT setup. Prompts are constructed using Cover-LS with  $k = 8$  demonstrations. Results are computed on a random subset of 100 development examples (single seed).