
Structured Prompting: Scaling In-Context Learning to 1,000 Examples

Yaru Hao*, Yutao Sun*, Li Dong, Zhixiong Han, Yuxian Gu, Furu Wei
Microsoft Research
<https://github.com/microsoft/LM0ps>

Abstract

Large language models have exhibited intriguing in-context learning capability, achieving promising zero- and few-shot performance without updating the parameters. However, conventional in-context learning is usually restricted by length constraints, rendering it ineffective to absorb supervision from a large number of examples. In order to go beyond few shots, we introduce *structured prompting* that breaks the length limit and scales in-context learning to thousands of examples. Specifically, demonstration examples are separately encoded with well-designed position embeddings, and then they are jointly attended by the test example using a rescaled attention mechanism. So we can scale the number of exemplars with linear complexity instead of quadratic complexity with respect to length. Experimental results on a diverse set of tasks show that our approach improves end-task performance and reduces evaluation variance over conventional in-context learning as the number of demonstration examples increases. Code has been released at <https://aka.ms/structured-prompting>.

1 Introduction

In-context learning [BMR⁺20] prompts pretrained language models to perform downstream tasks without any parameter update. Rather than fine-tuning the parameters for few-shot learning, we feed task-specific instructions and input-output demonstrations into large language models. Then the evaluation input is conditioned on the given context to make predictions. The paradigm is appealing since we can host language modeling inference as a general-purpose service for a wide range of tasks.

Most previous studies [BMR⁺20, RBC⁺21, SPN⁺22, HSD⁺22] of in-context learning are conducted for few-shot learning. For example, PaLM [CND⁺22] typically conditions on five demonstration examples for most benchmarks. However, the restricted number of training instances potentially limits the usage of in-context learning in practice, especially when we have many examples. In comparison, fine-tuning is able to consume much more training examples for supervision despite the costly training. The above data utilization issue motivates us to empower in-context learning with more demonstration examples. Directly scaling up the size is challenging. For example, the language models with absolute position embeddings are pretrained with a predefined length. So the naive concatenation of many examples typically exceeds the maximum length. Moreover, the conventional self-attention mechanism suffers from quadratic complexity in terms of computation and memory consumption, rendering scaling up infeasible. In addition, more shots tend to reduce the performance variance [ZWF⁺21, LBM⁺22] caused by different choices and permutations of demonstration examples.

In this paper, we propose structured prompting to scale the number of examples to orders of magnitude larger and significantly improve stability. Rather than simply concatenating all demonstrations

* Equal contribution.

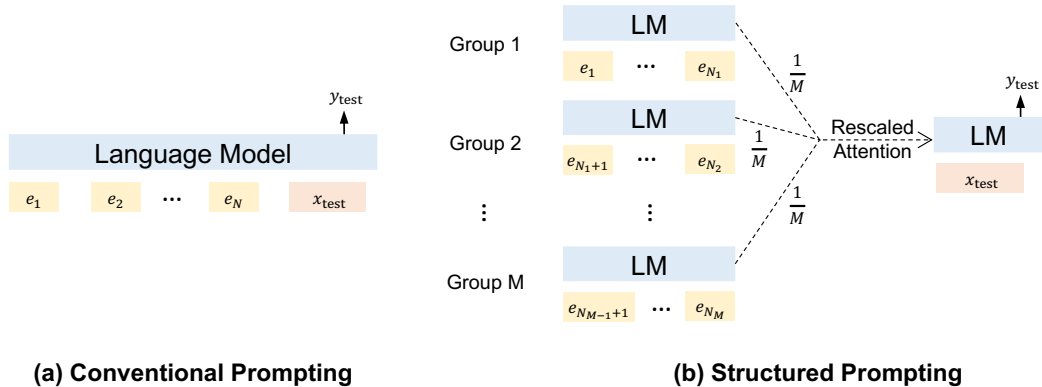


Figure 1: The illustrations of conventional prompting and structured prompting. We first encode group-structured exemplars independently. Then all exemplars are incorporated into the test input through the rescaled attention mechanism.

together, we divide a large number of demonstrations into multiple groups, which are independently encoded by the language model. So the encoding complexity becomes linear with respect to the number of groups, instead of quadratic complexity with respect to all examples. The position embeddings of grouped prompts are right-aligned to be next to the test input. Next, the input is encoded by conditioning on grouped prompts, where rescaled attention is proposed to normalize the attention scores. Our structured prompting is flexible to encode plenty of context in an efficient way. We conduct experiments on a variety of tasks, such as text classification, multi-choice, and open-ended tasks. Structured prompting successfully scales the number of demonstrations to much larger sizes. Our method substantially outperforms conventional in-context learning across various model sizes and tasks. Moreover, the approach greatly improves the stability of in-context learning.

2 Background: In-Context Learning

In-context learning [BMR⁺20] allows language models to recognize the desired task and generate answers for given inputs by conditioning on instructions and input-output demonstration examples, rather than updating model parameters as fine-tuning.

Formally, given a set of N labeled examples $\mathcal{D}_{\text{train}} = \{(x_i, y_i)\}_{i=1}^N$ (i.e., N -shot in-context learning), each of them is transformed into a semantically meaningful demonstration $d_i = \mathcal{T}(x_i, y_i)$ using a hand-crafted template \mathcal{T} . For example, the template of a binary sentiment classification task can be “Sentence: x_i . Sentiment: y_i ”, where y_i is *Negative* or *Positive*. All demonstrations are concatenated as the context $\mathcal{Z} = d_1 \oplus \dots \oplus d_N$. Newlines or special tokens are used to delimit them. For each test input x_{test} , we prompt the language model with the concatenation of \mathcal{Z} and x_{test} . The predicted answer is the completion with the highest language model probability, i.e., $\arg \max_{c \in \mathcal{Y}} P_{\text{LM}}(y^c | \mathcal{Z} \oplus \mathcal{T}(x_{\text{test}}))$, where \mathcal{Y} is the set of all possible candidates. For conventional in-context learning, the number of demonstrations N is restricted by the maximum length of pretrained Transformers (typically 2048), which typically fits 5 to 100 examples depending on the datasets.

3 Methods

In this section, we introduce *structured prompting*, which scales in-context learning to many examples under limited computation complexity. An overview of our approach is shown in Figure 1. First, we divide examples into groups. We obtain representations of group-structured exemplars independently with right-aligned position embeddings. Second, we incorporate the encoding results into the test input through the rescaled attention mechanism in each layer. Then the language model generates the answer.

3.1 Grouped Context Encoding

Suppose we have N demonstration examples. We randomly divide these examples into M groups $\{\mathcal{Z}_i\}_{i=1}^M$. Each group is a concatenation of exemplars $\mathcal{Z}_i = d_{N_{i-1}+1} \oplus \dots \oplus d_{N_i}$, where $N_0 = 0$ and $N_M = N$. As shown in Figure 1, all exemplar groups are separately encoded by the language model. Then we use the context encoding results for structured prompting. Notice that only key and value vectors of self-attention need to be cached, which are attended by the test input.

Grouped context encoding is able to consume longer sequences. In contrast, conventional in-context learning cannot exploit context efficiently because the concatenation of all examples far exceeds the window size of pretrained Transformers. Moreover, the computation complexity of conventional in-context learning is quadratic to the number of demonstration examples N because of the matrix multiplication of queries and keys. It is infeasible when N increases. Our approach improves it through splitting groups, which reduces the complexity from $\mathcal{O}(N^2)$ to $\mathcal{O}(N^2/M)$.

Right-Aligned Position Embedding We right-align all the groups so that they have the same maximum position index. Hence all groups can have the same relative distance with respect to the test input. It is critical that the test input can be adjacent to all exemplars and pay equal attention to them. One way is to use left padding, i.e., pad tokens or space tokens. The other way is to set a maximum length for grouped context, truncating exemplars from the left side.

3.2 Structured Prompting

After encoding context exemplars in groups, the next step is to use them for prompting. As shown in Figure 1, all exemplars are incorporated into representations of the test input through a rescaled attention mechanism. Specifically, the test input is fed into the language model, conditioning on both itself and grouped exemplars. Let L denote the maximum length of grouped context. The position index of the test input starts with $L + 1$ so that it is contiguous to all groups.

Rescaled Attention We use x instead of $\mathcal{T}(x_{\text{test}})$ for brevity. In each layer, we concatenate the keys and values of all exemplars and the test input, i.e., $\hat{K} = [K_{\mathcal{Z}_1}, \dots, K_{\mathcal{Z}_M}, K_x]$, $\hat{V} = [V_{\mathcal{Z}_1}, \dots, V_{\mathcal{Z}_M}, V_x]$. The test input x attends both demonstrations and itself with causal masks. Then the attention output is computed via:

$$\text{Attention}(Q_x, \hat{K}, \hat{V}) = A\hat{V} \tag{1}$$

$$A_{ij} \propto \begin{cases} M \exp(\frac{\mathbf{q}_i \cdot \mathbf{k}_j}{\sqrt{d}}) & j \in x \\ \exp(\frac{\mathbf{q}_i \cdot \mathbf{k}_j}{\sqrt{d}}) & j \in \mathcal{Z}_1, \dots, \mathcal{Z}_M \end{cases} \tag{2}$$

where $\sum_j A_{ij} = 1$, the query vector $\mathbf{q}_i \in Q_x$, the key vector $\mathbf{k}_j \in \hat{K}^\top$, and d is dimension of queries and keys.

Compared with vanilla self-attention used in Transformers [VSP⁺17], the only difference is the scaling factor M in Equation (2). Without rescaled attention, the test input will attend too much to exemplars and ignore itself as the number of exemplars increases. Intuitively, our method modifies the softmax function in self-attention by repeating test input tokens M times. So we can augment the test input with multiple groups of context.

4 Experiments

4.1 Setup

Models We conduct experiments on open-source GPT-like (i.e., decoder-only Transformer) models released by [ABG⁺21]. We use three models of different sizes with 1.3B, 6.7B, and 13B parameters. The context window contains up to 2048 tokens. For large-scale experiments, we use BLOOM-176B [SAW22].

Datasets We evaluate structured prompting on a wide range of tasks grouped into text classification, multi-choice, and open-ended generation tasks. For text classification, we use datasets

of sentiment: SST-2 [SPW⁺13], SST-5 [SPW⁺13], MR [PL05], Subj [PL04]; topic: DBPedia [ZZL15], AGNews [ZZL15], TREC [VT00]; natural language inference: CB [dMST19], RTE [DGM06, BHDD⁺06, GMDD07, BDD⁺09]; and question answering: BoolQ [CLC⁺19]. For multi-choice tasks, we consider sentence completion: HellaSwag [ZHB⁺19], StoryCloze [MRL⁺17]; commonsense reasoning: PIQA [BZB⁺20], OpenBookQA [MCKS18], ARC-Easy [CCE⁺18], ARC-Challenge [CCE⁺18]; and COPA from SuperGLUE benchmark [WPN⁺19]. For open-ended generation, we consider closed-book question answering: NaturalQS [KPR⁺19], WebQS [BCFL13], TriviaQA [JCWZ17]; and extractive reading comprehension: SQuAD [RZLL16], SQuADv2 [RJL18].

Evaluation Protocol Following [BMR⁺20], we randomly draw N fixed examples from the training set as conditioning and report evaluation results on the development set. The demonstrations are separated by a special token. For StoryCloze, there is no available training set so we draw from the development set and evaluate on the test set. To reduce cost, we use 4k test examples for inference. There are only six datasets with development sets larger than 4k and we randomly sample a fixed subset of them.

We design a hand-crafted template for each text classification dataset. For other datasets, we follow the same template in GPT-3. All templates are listed in Appendix A. Notice that demonstrations for reading comprehension datasets (SQuAD, SQuADv2) are constructed slightly differently from the original GPT-3. In GPT-3, the demonstrations provided for each test input are question-answer pairs from the same background passage as it. Here we consider a more strict setting where demonstrations are constructed with different passage-question-answer combinations from the training set.

For multi-choice tasks, we score each completion by the per-token language model likelihood (normalize perplexity by length) and pick the one with the highest score as the final answer. For text classification, we treat it as a multi-choice task with only one token per option and design meaningful names for each option. For open-ended generation tasks, we use beam search with a beam width of 3, a length penalty of $\alpha = 0.6$, and a maximum generation length of 30. We report exact-match accuracy for closed-book QA and F1 score for SQuAD and SQuADv2.

For conventional prompting, we report results for 0-shot and the largest shot that fills one context window ($1\times$). The maximum number of shots is calculated based on the average length of each dataset. Structured prompting is no longer limited by the context window size and can scale in-context learning to thousands of examples. For datasets with shorter lengths (e.g., SST-2, Subj), we report results of 500-shot and 1000-shot. For datasets with longer lengths (e.g., AGNews, SQuAD), we choose the number of shots according to their average lengths. We find it beneficial to put as many demonstrations as possible in each group. Thus we adopt it in our main experiments. Under each setting, we use six different random seeds for all tasks and report the mean and variance.

4.2 Results

Text Classification First, we consider text classification tasks, the results of nine datasets are shown in Table 1. Conditioning on thousands of examples, structured prompting brings consistent and significant improvements (3-5 absolute gains) for in-context learning. Moreover, our method makes in-context learning much more stable across multiple seeds, while conventional in-context learning is sensitive to different demonstration selections and permutations. In most cases, providing more examples leads to better performance and lower variance. For easier tasks like sentiment (SST-2, Subj, and MR) and topic classification (TREC and DBPedia), the improvement is more obvious and stable (the variance is generally less than 1.0). For natural language inference (CB), the result is relatively unstable, e.g., the 6.7B model has an outlier that classifies all examples into the same class, which indicates that inference is still a challenging task for in-context learning.

Multi-Choice Tasks The performance comparison of multi-choice tasks is shown in Table 2. Structured prompting still brings consistent gains on these tasks. However, we notice that the improvement of our method on these tasks is relatively small compared with text classification. Besides, utilizing more demonstrations does not always lead to better performance. Scaling up the model size instead of the number of demonstrations can bring more improvements in these tasks.

Open-Ended Generation Both text classification and multi-choice tasks restrict the label space. To evaluate structured prompting on open-ended generations tasks, we consider two types of datasets:

SST-2				SST-5				MR			
<i>N</i>	Model Size			<i>N</i>	Model Size			<i>N</i>	Model Size		
	1.3B	6.7B	13B		1.3B	6.7B	13B		1.3B	6.7B	13B
0	70.5 _{0.0}	65.9 _{0.0}	64.7 _{0.0}	0	39.2 _{0.0}	32.5 _{0.0}	37.6 _{0.0}	0	65.9 _{0.0}	58.0 _{0.0}	60.7 _{0.0}
102(1×)	88.0 _{7.1}	92.2 _{1.5}	93.8 _{0.7}	66(1×)	38.0 _{5.5}	46.1 _{2.6}	47.2 _{2.6}	63(1×)	84.1 _{4.1}	91.8 _{0.7}	92.7 _{0.4}
500	89.6 _{6.4}	93.3 _{0.9}	93.5 _{0.8}	500	42.6 _{1.1}	49.2 _{0.7}	50.1 _{1.2}	500	88.5 _{2.1}	92.2 _{0.2}	92.9 _{0.2}
1000	92.2 _{0.5}	93.3 _{0.6}	94.1 _{0.4}	1000	42.6 _{0.5}	49.3 _{0.4}	48.7 _{0.6}	1000	89.7 _{0.3}	92.2 _{0.2}	92.6 _{0.3}

Subj				DBPedia				AGNews			
<i>N</i>	Model Size			<i>N</i>	Model Size			<i>N</i>	Model Size		
	1.3B	6.7B	13B		1.3B	6.7B	13B		1.3B	6.7B	13B
0	72.5 _{0.0}	63.4 _{0.0}	76.2 _{0.0}	0	76.6 _{0.0}	77.3 _{0.0}	79.8 _{0.0}	0	46.4 _{0.0}	29.0 _{0.0}	37.3 _{0.0}
55(1×)	85.3 _{6.8}	67.1 _{7.0}	88.4 _{3.2}	21(1×)	84.7 _{5.6}	68.2 _{3.9}	91.5 _{3.1}	23(1×)	70.6 _{7.9}	76.7 _{5.9}	83.4 _{6.2}
500	88.9 _{0.7}	65.2 _{2.7}	90.2 _{1.2}	100	87.8 _{2.0}	93.8 _{0.6}	94.2 _{0.8}	100	71.6 _{14.5}	74.3 _{5.2}	85.4 _{1.9}
1000	89.5 _{0.8}	69.3 _{1.5}	89.3 _{1.2}	200	87.2 _{2.1}	94.3 _{0.4}	94.9 _{0.2}	200	76.2 _{9.0}	75.7 _{3.2}	86.3 _{1.3}

TREC				CB				BoolQ			
<i>N</i>	Model Size			<i>N</i>	Model Size			<i>N</i>	Model Size		
	1.3B	6.7B	13B		1.3B	6.7B	13B		1.3B	6.7B	13B
0	46.4 _{0.0}	41.6 _{0.0}	44.6 _{0.0}	0	37.5 _{0.0}	58.9 _{0.0}	28.6 _{0.0}	0	59.5 _{0.0}	64.2 _{0.0}	67.0 _{0.0}
116(1×)	62.3 _{3.5}	75.8 _{2.0}	81.4 _{3.5}	18(1×)	48.2 _{5.1}	50.3 _{0.7}	48.2 _{12.9}	6(1×)	57.4 _{8.0}	63.8 _{6.6}	70.2 _{2.2}
500	66.5 _{1.2}	79.3 _{1.0}	84.4 _{2.2}	125	56.5 _{1.9}	50.0 _{0.0}	62.2 _{1.9}	50	59.3 _{7.1}	61.7 _{8.8}	72.5 _{2.6}
1000	66.6 _{1.9}	79.4 _{0.9}	85.1 _{0.8}	250	56.9 _{2.8}	50.0 _{0.0}	59.8 _{0.9}	100	60.4 _{4.1}	63.9 _{5.0}	73.1 _{1.2}

Table 1: Results on text classification. (1×) is the maximum shot of conventional in-context learning.

HellaSwag				StoryCloze				ARC-E			
<i>N</i>	Model Size			<i>N</i>	Model Size			<i>N</i>	Model Size		
	1.3B	6.7B	13B		1.3B	6.7B	13B		1.3B	6.7B	13B
0	56.1 _{0.0}	67.6 _{0.0}	70.9 _{0.0}	0	77.0 _{0.0}	79.3 _{0.0}	80.2 _{0.0}	0	48.3 _{0.0}	57.5 _{0.0}	58.2 _{0.0}
24(1×)	56.0 _{0.4}	68.3 _{0.2}	71.9 _{0.3}	38(1×)	78.6 _{0.8}	83.2 _{0.5}	85.0 _{0.4}	70(1×)	61.9 _{0.5}	70.4 _{0.5}	73.9 _{0.6}
100	56.7 _{0.2}	68.7 _{0.3}	72.0 _{0.2}	500	78.7 _{0.2}	83.6 _{0.1}	86.1 _{0.2}	500	62.3 _{0.5}	71.2 _{0.5}	75.4 _{0.9}
200	56.4 _{0.3}	68.8 _{0.2}	72.1 _{0.2}	1000	78.3 _{0.2}	83.5 _{0.1}	85.7 _{0.2}	1000	61.9 _{0.5}	71.1 _{0.5}	75.3 _{0.3}

PIQA				OBQA				ARC-C				COPA			
<i>N</i>	Model Size			<i>N</i>	Model Size			<i>N</i>	Model Size			<i>N</i>	Model Size		
	1.3B	6.7B	13B		1.3B	6.7B	13B		1.3B	6.7B	13B		1.3B	6.7B	13B
0	74.3 _{0.0}	76.8 _{0.0}	78.1 _{0.0}	0	34.4 _{0.0}	35.8 _{0.0}	39.0 _{0.0}	0	30.2 _{0.0}	32.2 _{0.0}	35.9 _{0.0}	0	71.0 _{0.0}	83.0 _{0.0}	81.0 _{0.0}
54(1×)	74.4 _{0.5}	78.0 _{0.5}	79.8 _{0.4}	118(1×)	34.2 _{0.8}	39.6 _{0.4}	41.1 _{1.1}	61(1×)	33.9 _{1.5}	39.1 _{0.4}	42.3 _{0.7}	134(1×)	75.2 _{1.6}	85.7 _{1.4}	87.3 _{2.6}
500	74.3 _{0.2}	78.6 _{0.1}	79.9 _{0.1}	500	35.0 _{0.7}	41.0 _{1.0}	42.7 _{0.7}	500	32.6 _{0.6}	39.2 _{0.4}	42.6 _{0.8}	200	75.5 _{1.7}	85.7 _{1.7}	86.8 _{2.4}
1000	74.1 _{0.1}	78.3 _{0.3}	80.3 _{0.2}	1000	34.5 _{0.5}	40.9 _{0.7}	43.0 _{0.6}	1000	32.9 _{0.4}	39.4 _{0.6}	42.2 _{0.4}	400	76.5 _{2.3}	85.3 _{0.9}	87.7 _{1.5}

Table 2: Results on multi-choice tasks. (1×) is the maximum shot of conventional in-context learning.

NQ				WebQS				TriviaQA			
<i>N</i>	Model Size			<i>N</i>	Model Size			<i>N</i>	Model Size		
	1.3B	6.7B	13B		1.3B	6.7B	13B		1.3B	6.7B	13B
0	1.2 _{0.0}	0.4 _{0.0}	1.1 _{0.0}	0	0.8 _{0.0}	0.1 _{0.0}	0.8 _{0.0}	0	8.3 _{0.0}	1.4 _{0.0}	6.8 _{0.0}
100(1×)	7.2 _{0.2}	14.0 _{0.2}	16.1 _{0.3}	108(1×)	14.9 _{1.1}	22.2 _{1.4}	24.4 _{1.2}	66(1×)	17.9 _{1.2}	31.8 _{2.2}	37.5 _{3.4}
500	7.2 _{0.2}	13.9 _{0.1}	16.3 _{0.3}	500	16.6 _{0.3}	23.0 _{0.5}	26.4 _{0.5}	125	18.5 _{1.0}	31.5 _{1.7}	37.2 _{2.6}
1000	7.0 _{0.1}	13.7 _{0.2}	16.3 _{0.4}	1000	17.1 _{0.3}	23.7 _{0.7}	27.1 _{0.5}	250	19.5 _{0.6}	33.0 _{1.1}	39.9 _{1.4}

SQuAD				SQuADv2			
<i>N</i>	Model Size			<i>N</i>	Model Size		
	1.3B	6.7B	13B		1.3B	6.7B	13B
0	24.1 _{0.0}	25.6 _{0.0}	31.6 _{0.0}	0	11.3 _{0.0}	12.0 _{0.0}	14.8 _{0.0}
6(1×)	52.4 _{3.0}	67.0 _{1.2}	68.7 _{1.5}	6(1×)	30.3 _{3.0}	36.8 _{3.4}	36.2 _{2.2}
25	53.8 _{2.5}	68.2 _{0.8}	71.8 _{0.9}	25	31.6 _{2.1}	37.9 _{2.4}	37.6 _{1.2}
50	55.2 _{1.3}	69.3 _{0.5}	73.6 _{0.6}	50	32.0 _{1.4}	38.3 _{1.0}	38.3 _{0.9}

Table 3: Results on open-ended tasks. (1×) is the maximum shot of conventional in-context learning.

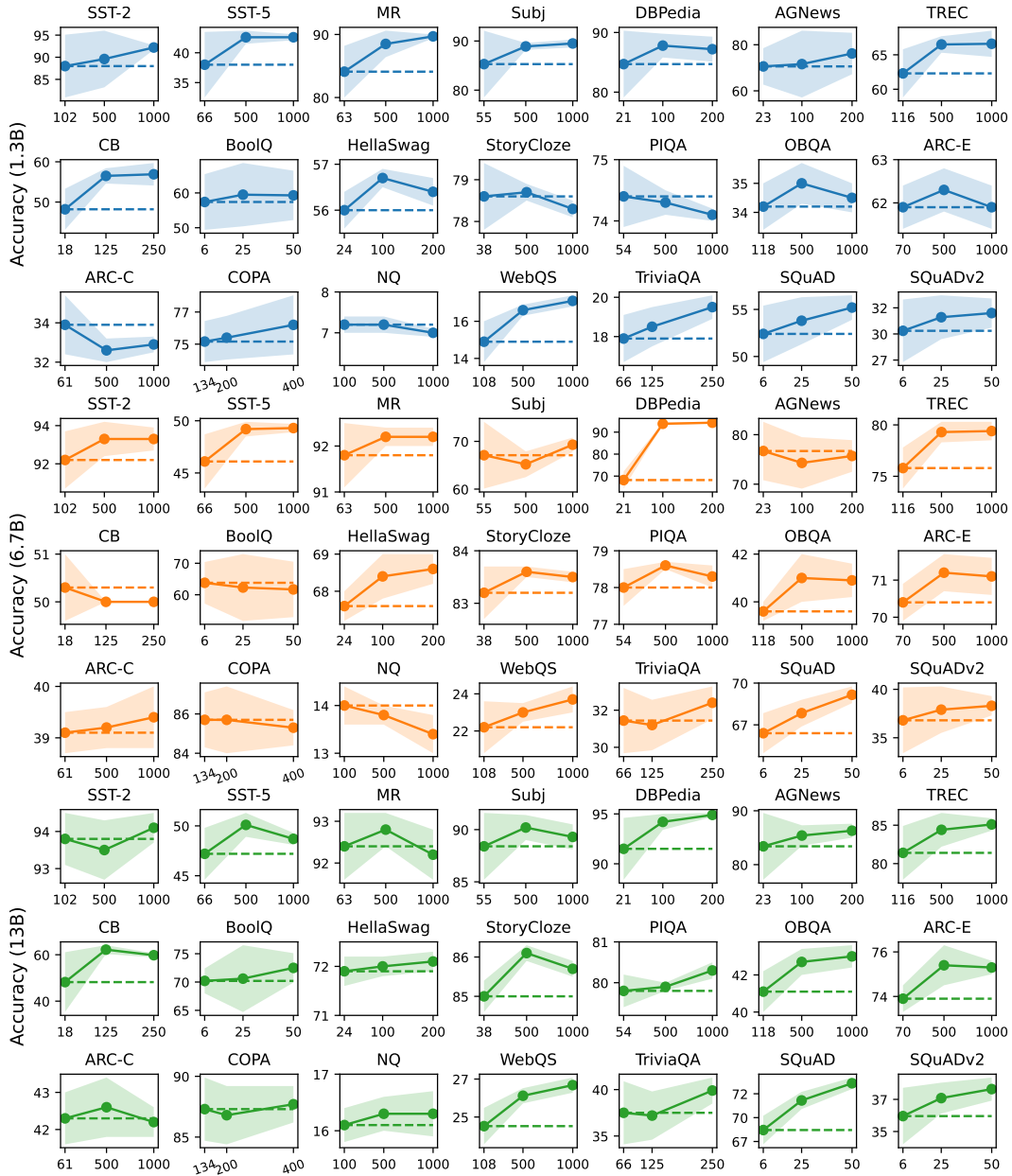


Figure 2: In-context learning performance with respect to the number of conditioning examples. The dotted line indicates the accuracy of the maximum shot that fills the entire context window. After adopting structured prompting, we can scale in-context learning to thousands of examples with better performance and lower variance.

closed-book question answering without conditioning on auxiliary information and extractive reading comprehension. Results are shown in Table 3. We observe that for all datasets except Natural Questions, incorporating more demonstrations via structured prompting leads to a monotonously increasing performance boost and a decreasing variance. Especially for SQuAD, our method has nearly five points improvement over the baseline on 13B LM with only 50 examples. For NQ, there is a negative observation that structured prompting has little gains compared with conventional in-context learning. For SQuAD, we tried up to 50-shot settings because of the long length of a single demonstration. We believe that the performance can still increase if the number of demonstrations can be further expanded.

4.3 Scale up to 176-Billion Model

The previous results show that the gains from structured prompting decrease slightly as the model size increases. To verify the effectiveness of our method on huge models, we conduct experiments with a subset of datasets on BLOOM-176B [SAW22].

Evaluation Protocol Our experiments are implemented on 8×80GB A100 GPUs. We evaluate conventional prompting under different prompt lengths (0.5× means the prompt fills half of the context window size) and structured prompting under different group numbers (5× means five groups of prompts). Under each setting, we use five different random seeds for all tasks and report the average results.

Large Model Results The performance comparisons on 176-Billion Model are shown in Table 4. For most datasets, the performance gets better as the number of groups increases. The variance results also show that structured prompting is highly stable when using five groups. For TREC and PIQA, we observe that 3× achieves better results than 5× but they both outperform the conventional in-context learning. Our experiments show that large language models still have the potential to achieve better prompting results when utilizing more demonstrations.

<i>BLOOM-176B</i>											
	RTE	CB	SST-2	SST-5	TREC	BoolQ	Subj	MR	OBQA	PIQA	Avg
0×	58.1 _{0.0}	39.3 _{0.0}	83.1 _{0.0}	35.0 _{0.0}	14.4 _{0.0}	62.2 _{0.0}	54.7 _{0.0}	63.5 _{0.0}	41.0 _{0.0}	78.5 _{0.0}	53.0
0.25×	67.8 _{4.9}	53.9 _{27.5}	94.1 _{1.1}	43.9 _{6.2}	51.8 _{4.8}	72.7 _{2.7}	88.5 _{6.3}	92.7 _{0.4}	44.0 _{0.8}	79.2 _{0.3}	68.9
0.5×	66.5 _{5.4}	62.5 _{10.0}	94.7 _{0.4}	41.1 _{3.7}	61.2 _{3.3}	74.7 _{1.5}	90.7 _{4.3}	92.6 _{0.5}	44.7 _{1.3}	79.8 _{0.3}	70.9
1×	67.1 _{7.7}	75.4 _{5.6}	94.2 _{0.5}	46.7 _{2.0}	88.6 _{2.3}	75.5 _{2.2}	93.6 _{1.2}	92.6 _{0.4}	45.4 _{1.1}	79.8 _{0.4}	75.9
3×	70.5 _{2.7}	76.4 _{3.2}	94.4 _{0.5}	45.7 _{4.4}	91.0 _{2.2}	77.1 _{1.8}	95.2 _{0.5}	93.0 _{0.4}	45.6 _{0.6}	80.3 _{0.4}	76.9
5×	72.3 _{2.6}	77.5 _{2.4}	94.7 _{0.4}	47.0 _{2.2}	89.7 _{2.4}	77.9 _{1.7}	95.7 _{0.4}	93.1 _{0.3}	46.0 _{0.3}	80.1 _{0.2}	77.4

	RTE	CB	SST-2	SST-5	TREC	Subj	MR	BoolQ	OBQA	PIQA
#shot (1×)	24	18	102	66	116	55	63	6	118	54

Table 4: Results averaged over 5 random seeds on BLOOM-176B. The table below shows the actual shot number that fills the entire context window. The shot number of other settings can be calculated by $N \times \text{\#shot}$.

4.4 Stability Analysis

Prior efforts demonstrate that different choices and permutations of conditioning examples can cause a high variance for in-context learning. We now investigate their impacts on structured prompting. Figure 2 shows how the performance and variance of in-context learning change as the number of examples increases. We observe that our method can significantly reduce inference variance for text classification and open-ended generation tasks. This phenomenon is less pronounced for multi-choice tasks that correlate better with pretraining. For larger LMs (13B), the baseline approach is stable enough in the max-shot case. Structured prompting can further boost its stability while achieving better performance. It suggests that in-context learning is underestimated under the few-shot setting and our method can bring key benefits to maximize its stability and effectiveness.

4.5 Ablation Studies

The Effect of Prompt Length The results of different prompt lengths are shown in Figure 3a. We control the number of examples as a constant value, so the group number is inversely proportional to the prompt length. Generally, the longer prompt length means better accuracy. In the small model (1.3B), the performance has a big drop when the prompt length is small (0.25×). It shows that the auto-regressive structure is still the most “natural” one. The best way to use structured prompting is to expand the groups under the maximal sequence length in pre-training. Therefore, we believe that the fundamental problem is language models’ ability to deal with exceeding sequence length. If the

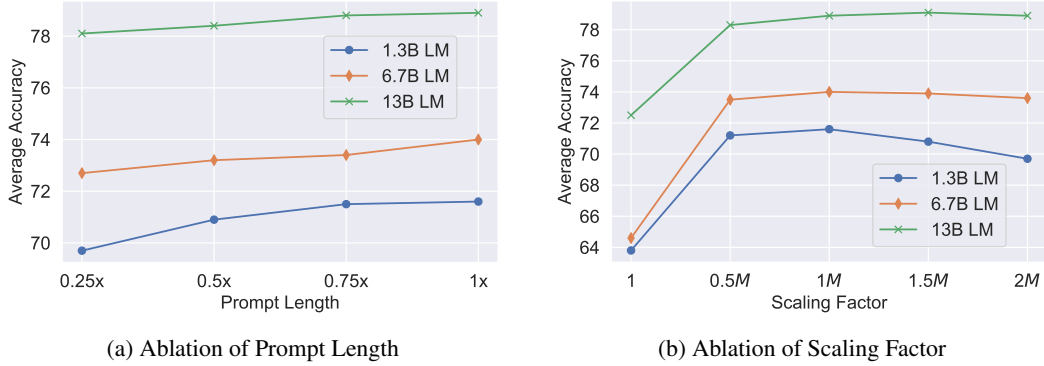


Figure 3: Ablations of structured prompting.

model’s extrapolation performance is satisfying, the benefits of structured prompting will degenerate to memory saving. We leave it for future work.

The Effect of Scaling Factor The scaling factor is essential in structured prompting. The results of various scaling factors are shown in Figure 3b. We observe that without the scaling factor, the attention distribution will focus on the demonstration, leaving the query alone. As illustrated before, a natural way is to repeat the query the same times as the group number. With that, the query tokens seem to be concatenated with every demonstration. The experiments show that the appropriate scaling factor contributes to huge progress compared with the naive inference. Besides, the exact M multiplier is best among the surrounding values, although large language models are more robust to the disturbance of the scaling factor.

The Effect of Alignment Strategies In structured prompting, the group should have the same length to ensure the query and demonstrations are continuous. In one group, we initialize tokens by padding the length which is set as a constant. Then, we fill with examples sequentially from right to left. When the vacancy’s length is smaller than the incoming example’s length, three ways are optional to deal with the left padding:

- **Attention Mask:** Masking the padding tokens during the whole process, including the calculation for (K_{Z_i}, V_{Z_i}) and the attention stage at inference step.
- **Pad Space:** Replacing the padding tokens with blank space tokens. In this case, the attention is calculated in every token.
- **Truncate:** filling the padding tokens with the incoming example but the front is truncated to maintain the constant length.

Table 5 shows that the “Truncate” strategy works well for both models. In FairseqLM, there is a `<bos>` token so that the subsequent tokens are less disturbed. In BLOOM, transitional invariance of Alibi [PSL21] is used to deal with padding and mask. However, it has a significant drop with “Pad Space”. The absence of `<bos>` seems to amplify the noise brought by blank space tokens. In conclusion, the “Truncate” strategy is the easiest and most natural way for aligning groups.

5 Related Work

Improving In-Context Learning Despite surprisingly effective, in-context learning suffers from certain vulnerabilities. For instance, the order of demonstrations and the choice of templates can cause a high variance in performance. [ZWF⁺21] show that the variance arises because of three types of biases (majority label, recency, and common token bias) and propose to calibrate model prediction by content-free output. [HHDW22] demonstrate that these biases cause the decision boundary shift and propose calibrating it by estimating the distribution of prototypical clusters. Other work focus on prompt engineering, including selecting the performant demonstration permutation [LBM⁺22] and semantically-similar in-context examples with a retrieval module [LSZ⁺22, RHB22]. We aim to improve in-context learning by scaling up the number of demonstrations.

Strategies	TREC	BoolQ	DBPedia	AGNews	HellaSwag	Average
<i>BLOOM-7B</i>						
w/o Right-Alignment	56.9	62.2	94.7	82.1	58.6	70.9
Attention Mask	61.9	62.2	94.5	83.4	58.6	72.1
Pad Space	58.0	62.2	93.1	84.8	58.1	71.2
Truncate	61.9	62.2	95.4	84.3	58.5	72.5
<i>FairseqLM-6.7B</i>						
w/o Right-Alignment	79.0	61.4	92.8	75.4	68.3	75.4
Attention Mask	79.3	61.9	92.9	75.4	68.7	75.6
Pad Space	80.0	62.0	93.0	74.7	68.7	75.7
Truncate	79.3	61.7	93.8	74.3	68.7	75.6

Table 5: Comparisons of different strategies for aligning multiple prompts. FaiseqLM is insensitive to alignment strategy, while BLOOM prefers “Attention Mask” and “Truncate”.

Understanding In-Context Learning Another line of work investigates understanding how in-context learning works. [XRLM22] propose a Bayesian inference framework to explain it, where the language model implicitly infers a concept when making a prediction. Since in-context learning emerges after pretraining on a large corpus, some efforts study the correlation between pre-training corpus and in-context learning performance [SLA⁺22, RIGS22]. Additionally, previous work [MLH⁺22, KKC⁺22] investigates whether the label-mapping of demonstrations matters as expected.

Fusion-In-Decoder [IG21] propose Fusion-In-Decoder for encoder-decoder fine-tuning. The method was applied to open-domain question answering in order to leverage retrieved passages. Specifically, each retrieved supporting passage is encoded by bidirectional encoders. Then the decoder performs conventional attention over the concatenation of the representations of passages. In comparison, we focus on in-context learning with decoder-only models (such as GPT), without fine-tuning the original parameters. There are also several key technical differences, which are critical to making the method work well. First, we proposed rescaled attention to balance the attention allocation between context and test input. Second, we right-align position embeddings for structured context so that they have the same relative distance with respect to the input.

6 Discussion and Conclusion

In this work, we explore how to utilize more examples for in-context learning and propose structured prompting to scale up the number of examples under restricted computation complexity. We encode each group of demonstrations independently and prompt the language model with the concatenations of their representations via the rescaled attention. Experimental results across a diverse set of tasks show that our method outperforms the conventional approach. As the number of examples increases, our method achieves further gains and is much more stable.

Despite the promising results, the current method still has some limitations. Ideal in-context learning should be invariant to demonstration permutations. If our method ensures that each group only contains one example, it satisfies the property indeed. However, in our experiments, we find that it works well on smaller models (i.e., 1.3B) but does not work on larger models (i.e., 13B). We hypothesize that larger models benefit more from autoregressive information, so we include multiple examples in each group. For future work, we will dive more deeply into this direction. Moreover, there is a mismatch between patterns of language model pretraining and in-context learning. The current objective makes language models only aware of sequential relationships but not parallel relationships. We would like to incorporate this prior knowledge during pretraining so that it aligns better with the scheme of downstream inference. In addition, structured prompting can be used to inject many long documents as context, e.g., using retrieved texts to augment generation.

References

- [ABG⁺21] Mikel Artetxe, Shruti Bhosale, Naman Goyal, Todor Mihaylov, Myle Ott, Sam Shleifer, Xi Victoria Lin, Jingfei Du, Srinivasan Iyer, Ramakanth Pasunuru, Giri Anantharaman, Xian Li, Shuohui Chen, Halil Akin, Mandeep Baines, Louis Martin, Xing Zhou, Punit Singh Koura, Brian O’Horo, Jeff Wang, Luke Zettlemoyer, Mona Diab, Zornitsa Kozareva, and Ves Stoyanov. Efficient large scale language modeling with mixtures of experts, 2021.
- [BCFL13] Jonathan Berant, Andrew Chou, Roy Frostig, and Percy Liang. Semantic parsing on Freebase from question-answer pairs. In *Proceedings of the 2013 Conference on Empirical Methods in Natural Language Processing*, pages 1533–1544, Seattle, Washington, USA, October 2013. Association for Computational Linguistics.
- [BDD⁺09] Luisa Bentivogli, Ido Dagan, Hoa Trang Dang, Danilo Giampiccolo, and Bernardo Magnini. The fifth pascal recognizing textual entailment challenge. In *In Proc Text Analysis Conference*, 2009.
- [BHDD⁺06] Roy Bar-Haim, Ido Dagan, Bill Dolan, Lisa Ferro, and Danilo Giampiccolo. The second PASCAL recognising textual entailment challenge. In *Proceedings of the Second PASCAL Challenges Workshop on Recognising Textual Entailment*, 01 2006.
- [BMR⁺20] Tom Brown, Benjamin Mann, Nick Ryder, Melanie Subbiah, Jared D Kaplan, Prafulla Dhariwal, Arvind Neelakantan, Pranav Shyam, Girish Sastry, Amanda Askell, Sandhini Agarwal, Ariel Herbert-Voss, Gretchen Krueger, Tom Henighan, Rewon Child, Aditya Ramesh, Daniel Ziegler, Jeffrey Wu, Clemens Winter, Chris Hesse, Mark Chen, Eric Sigler, Mateusz Litwin, Scott Gray, Benjamin Chess, Jack Clark, Christopher Berner, Sam McCandlish, Alec Radford, Ilya Sutskever, and Dario Amodei. Language models are few-shot learners. In *Advances in Neural Information Processing Systems*, volume 33, pages 1877–1901. Curran Associates, Inc., 2020.
- [BZB⁺20] Yonatan Bisk, Rowan Zellers, Ronan Le Bras, Jianfeng Gao, and Yejin Choi. Piqa: Reasoning about physical commonsense in natural language. In *Thirty-Fourth AAAI Conference on Artificial Intelligence*, 2020.
- [CCE⁺18] Peter Clark, Isaac Cowhey, Oren Etzioni, Tushar Khot, Ashish Sabharwal, Carissa Schoenick, and Oyvind Tafjord. Think you have solved question answering? try arc, the ai2 reasoning challenge. *arXiv:1803.05457v1*, 2018.
- [CLC⁺19] Christopher Clark, Kenton Lee, Ming-Wei Chang, Tom Kwiatkowski, Michael Collins, and Kristina Toutanova. BoolQ: Exploring the surprising difficulty of natural yes/no questions. In *Proceedings of the 2019 Conference of the North American Chapter of the Association for Computational Linguistics: Human Language Technologies, Volume 1 (Long and Short Papers)*, pages 2924–2936, Minneapolis, Minnesota, June 2019. Association for Computational Linguistics.
- [CND⁺22] Aakanksha Chowdhery, Sharan Narang, Jacob Devlin, Maarten Bosma, Gaurav Mishra, Adam Roberts, Paul Barham, Hyung Won Chung, Charles Sutton, Sebastian Gehrmann, Parker Schuh, Kensen Shi, Sasha Tsvyashchenko, Joshua Maynez, Abhishek B Rao, Parker Barnes, Yi Tay, Noam M. Shazeer, Vinodkumar Prabhakaran, Emily Reif, Nan Du, Benton C. Hutchinson, Reiner Pope, James Bradbury, Jacob Austin, Michael Isard, Guy Gur-Ari, Pengcheng Yin, Toju Duke, Anselm Levskaya, Sanjay Ghemawat, Sunipa Dev, Henryk Michalewski, Xavier García, Vedant Misra, Kevin Robinson, Liam Fedus, Denny Zhou, Daphne Ippolito, David Luan, Hyeontaek Lim, Barret Zoph, Alexander Spiridonov, Ryan Sepassi, David Dohan, Shivani Agrawal, Mark Omernick, Andrew M. Dai, Thanumalayan Sankaranarayanan Pillai, Marie Pellat, Aitor Lewkowycz, Erica Oliveira Moreira, Rewon Child, Oleksandr Polozov, Katherine Lee, Zongwei Zhou, Xuezhi Wang, Brennan Saeta, Mark Díaz, Orhan Firat, Michele Catasta, Jason Wei, Kathleen S. Meier-Hellstern, Douglas Eck, Jeff Dean, Slav Petrov, and Noah Fiedel. PaLM: Scaling language modeling with pathways. *ArXiv*, abs/2204.02311, 2022.

- [DGM06] Ido Dagan, Oren Glickman, and Bernardo Magnini. The PASCAL recognising textual entailment challenge. In *Proceedings of the First International Conference on Machine Learning Challenges: Evaluating Predictive Uncertainty Visual Object Classification, and Recognizing Textual Entailment*, MLCW'05, pages 177–190, Berlin, Heidelberg, 2006. Springer-Verlag.
- [dMST19] Marie-Catherine de Marneffe, Mandy Simons, and Judith Tonhauser. The CommitmentBank: Investigating projection in naturally occurring discourse. *Proceedings of Sinn und Bedeutung*, 23(2):107–124, Jul. 2019.
- [GMDD07] Danilo Giampiccolo, Bernardo Magnini, Ido Dagan, and Bill Dolan. The third PASCAL recognizing textual entailment challenge. In *Proceedings of the ACL-PASCAL Workshop on Textual Entailment and Paraphrasing*, pages 1–9, Prague, June 2007. Association for Computational Linguistics.
- [HHDW22] Zhixiong Han, Yaru Hao, Li Dong, and Furu Wei. Prototypical calibration for few-shot learning of language models, 2022.
- [HSD⁺22] Yaru Hao, Haoyu Song, Li Dong, Shaohan Huang, Zewen Chi, Wenhui Wang, Shuming Ma, and Furu Wei. Language models are general-purpose interfaces. *ArXiv*, abs/2206.06336, 2022.
- [IG21] Gautier Izacard and Edouard Grave. Leveraging passage retrieval with generative models for open domain question answering. In Paola Merlo, Jörg Tiedemann, and Reut Tsarfaty, editors, *Proceedings of the 16th Conference of the European Chapter of the Association for Computational Linguistics: Main Volume, EACL 2021, Online, April 19 - 23, 2021*, pages 874–880. Association for Computational Linguistics, 2021.
- [JCWZ17] Mandar Joshi, Eunsol Choi, Daniel Weld, and Luke Zettlemoyer. triviaqa: A Large Scale Distantly Supervised Challenge Dataset for Reading Comprehension. *arXiv e-prints*, page arXiv:1705.03551, 2017.
- [KKC⁺22] Junyeob Kim, Hyuhng Joon Kim, Hyunsoo Cho, Hwiyeol Jo, Sang-Woo Lee, Sang-goo Lee, Kang Min Yoo, and Taeuk Kim. Ground-truth labels matter: A deeper look into input-label demonstrations, 2022.
- [KPR⁺19] Tom Kwiatkowski, Jennimaria Palomaki, Olivia Redfield, Michael Collins, Ankur Parikh, Chris Alberti, Danielle Epstein, Illia Polosukhin, Matthew Kelcey, Jacob Devlin, Kenton Lee, Kristina N. Toutanova, Llion Jones, Ming-Wei Chang, Andrew Dai, Jakob Uszkoreit, Quoc Le, and Slav Petrov. Natural questions: a benchmark for question answering research. *Transactions of the Association of Computational Linguistics*, 2019.
- [LBM⁺22] Yao Lu, Max Bartolo, Alastair Moore, Sebastian Riedel, and Pontus Stenetorp. Fantastically ordered prompts and where to find them: Overcoming few-shot prompt order sensitivity. In *Proceedings of the 60th Annual Meeting of the Association for Computational Linguistics (Volume 1: Long Papers)*, pages 8086–8098, Dublin, Ireland, May 2022. Association for Computational Linguistics.
- [LSZ⁺22] Jiachang Liu, Dinghan Shen, Yizhe Zhang, Bill Dolan, Lawrence Carin, and Weizhu Chen. What makes good in-context examples for GPT-3? In *Proceedings of Deep Learning Inside Out (DeeLIO 2022): The 3rd Workshop on Knowledge Extraction and Integration for Deep Learning Architectures*, pages 100–114, Dublin, Ireland and Online, May 2022. Association for Computational Linguistics.
- [MCKS18] Todor Mihaylov, Peter Clark, Tushar Khot, and Ashish Sabharwal. Can a suit of armor conduct electricity? a new dataset for open book question answering. In *EMNLP*, 2018.
- [MLH⁺22] Sewon Min, Xinxu Lyu, Ari Holtzman, Mikel Artetxe, Mike Lewis, Hannaneh Hajishirzi, and Luke Zettlemoyer. Rethinking the role of demonstrations: What makes in-context learning work? *arXiv*, 2022.

- [MRL⁺17] Nasrin Mostafazadeh, Michael Roth, Annie Louis, Nathanael Chambers, and James Allen. Lsdsem 2017 shared task: The story cloze test. In *Proceedings of the 2nd Workshop on Linking Models of Lexical, Sentential and Discourse-level Semantics*, pages 46–51, 2017.
- [PL04] Bo Pang and Lillian Lee. A sentimental education: Sentiment analysis using subjectivity summarization based on minimum cuts. In *Proceedings of the 42nd Annual Meeting of the Association for Computational Linguistics (ACL-04)*, pages 271–278, Barcelona, Spain, July 2004.
- [PL05] Bo Pang and Lillian Lee. Seeing stars: Exploiting class relationships for sentiment categorization with respect to rating scales. In *Proceedings of the ACL*, 2005.
- [PSL21] Ofir Press, Noah A Smith, and Mike Lewis. Train short, test long: Attention with linear biases enables input length extrapolation. *arXiv preprint arXiv:2108.12409*, 2021.
- [RBC⁺21] Jack W. Rae, Sebastian Borgeaud, Trevor Cai, Katie Millican, Jordan Hoffmann, Francis Song, John Aslanides, Sarah Henderson, Roman Ring, Susannah Young, Eliza Rutherford, Tom Hennigan, Jacob Menick, Albin Cassirer, Richard Powell, George van den Driessche, Lisa Anne Hendricks, Maribeth Rauh, Po-Sen Huang, Amelia Glaese, Johannes Welbl, Sumanth Dathathri, Saffron Huang, Jonathan Uesato, John Mellor, Irina Higgins, Antonia Creswell, Nat McAleese, Amy Wu, Erich Elsen, Sidhant Jayakumar, Elena Buchatskaya, David Budden, Esme Sutherland, Karen Simonyan, Michela Paganini, Laurent Sifre, Lena Martens, Xiang Lorraine Li, Adhiguna Kuncoro, Aida Nematzadeh, Elena Gribovskaya, Domenic Donato, Angeliki Lazaridou, Arthur Mensch, Jean-Baptiste Lespiau, Maria Tsimpoukelli, Nikolai Grigorev, Doug Fritz, Thibault Sottiaux, Mantas Pajarskas, Toby Pohlen, Zhitao Gong, Daniel Toyama, Cyprien de Masson d’Autume, Yujia Li, Tayfun Terzi, Vladimir Mikulik, Igor Babuschkin, Aidan Clark, Diego de Las Casas, Aurelia Guy, Chris Jones, James Bradbury, Matthew Johnson, Blake Hechtman, Laura Weidinger, Iason Gabriel, William Isaac, Ed Lockhart, Simon Osindero, Laura Rimell, Chris Dyer, Oriol Vinyals, Kareem Ayoub, Jeff Stanway, Lorraine Bennett, Demis Hassabis, Koray Kavukcuoglu, and Geoffrey Irving. Scaling language models: Methods, analysis, insights from training gopher, 2021.
- [RHB22] Ohad Rubin, Jonathan Herzig, and Jonathan Berant. Learning to retrieve prompts for in-context learning. In *Proceedings of the 2022 Conference of the North American Chapter of the Association for Computational Linguistics: Human Language Technologies, NAACL 2022, Seattle, WA, United States, July 10-15, 2022*, pages 2655–2671. Association for Computational Linguistics, 2022.
- [RIGS22] Yasaman Razeghi, Robert L Logan IV, Matt Gardner, and Sameer Singh. Impact of pretraining term frequencies on few-shot reasoning. *ArXiv*, abs/2202.07206, 2022.
- [RJL18] Pranav Rajpurkar, Robin Jia, and Percy Liang. Know what you don’t know: Unanswerable questions for SQuAD. In *ACL*, pages 784–789, 2018.
- [RZLL16] Pranav Rajpurkar, Jian Zhang, Konstantin Lopyrev, and Percy Liang. SQuAD: 100,000+ questions for machine comprehension of text. In *Proceedings of the 2016 Conference on Empirical Methods in Natural Language Processing*, pages 2383–2392, Austin, Texas, November 2016. Association for Computational Linguistics.
- [SAW22] Teven Le Scao, 388 Authors, and Thomas Wolf. BLOOM: A 176B-parameter open-access multilingual language model. *ArXiv*, abs/2211.05100, 2022.
- [SLA⁺22] Seongjin Shin, Sang-Woo Lee, Hwijeen Ahn, Sungdong Kim, HyoungSeok Kim, Boseop Kim, Kyunghyun Cho, Gichang Lee, Woomyoung Park, Jung-Woo Ha, and Nako Sung. On the effect of pretraining corpora on in-context learning by a large-scale language model. In *Proceedings of the 2022 Conference of the North American Chapter of the Association for Computational Linguistics: Human Language Technologies*, pages 5168–5186, Seattle, United States, July 2022. Association for Computational Linguistics.

- [SPN⁺22] Shaden Smith, Mostofa Patwary, Brandon Norick, Patrick LeGresley, Samyam Rajbhandari, Jared Casper, Zhun Liu, Shrimai Prabhumoye, George Zerveas, Vijay Korthikanti, Elton Zhang, Rewon Child, Reza Yazdani Aminabadi, Julie Bernauer, Xia Song, Mohammad Shoeybi, Yuxiong He, Michael Houston, Saurabh Tiwary, and Bryan Catanzaro. Using DeepSpeed and Megatron to train Megatron-Turing NLG 530B, a large-scale generative language model, 2022.
- [SPW⁺13] Richard Socher, Alex Perelygin, Jean Wu, Jason Chuang, Christopher D. Manning, Andrew Ng, and Christopher Potts. Recursive deep models for semantic compositionality over a sentiment treebank. In *Proceedings of the 2013 Conference on Empirical Methods in Natural Language Processing*, pages 1631–1642, Seattle, Washington, USA, October 2013. Association for Computational Linguistics.
- [VSP⁺17] Ashish Vaswani, Noam Shazeer, Niki Parmar, Jakob Uszkoreit, Llion Jones, Aidan N Gomez, Łukasz Kaiser, and Illia Polosukhin. Attention is all you need. In *Advances in Neural Information Processing Systems*, pages 5998–6008. Curran Associates, Inc., 2017.
- [VT00] Ellen M Voorhees and Dawn M Tice. Building a question answering test collection. In *Proceedings of the 23rd annual international ACM SIGIR conference on Research and development in information retrieval*, pages 200–207, 2000.
- [WPN⁺19] Alex Wang, Yada Pruksachatkun, Nikita Nangia, Amanpreet Singh, Julian Michael, Felix Hill, Omer Levy, and Samuel R Bowman. SuperGLUE: A stickier benchmark for general-purpose language understanding systems. *arXiv preprint arXiv:1905.00537*, 2019.
- [XRLM22] Sang Michael Xie, Aditi Raghunathan, Percy Liang, and Tengyu Ma. An explanation of in-context learning as implicit bayesian inference. In *ICLR*, 2022.
- [ZHB⁺19] Rowan Zellers, Ari Holtzman, Yonatan Bisk, Ali Farhadi, and Yejin Choi. Hellaswag: Can a machine really finish your sentence? In *Proceedings of the 57th Annual Meeting of the Association for Computational Linguistics*, 2019.
- [ZWF⁺21] Zihao Zhao, Eric Wallace, Shi Feng, Dan Klein, and Sameer Singh. Calibrate before use: Improving few-shot performance of language models. In *ICML*, pages 12697–12706, 2021.
- [ZZL15] Xiang Zhang, Junbo Jake Zhao, and Yann LeCun. Character-level convolutional networks for text classification. In *Advances in neural information processing systems*, 2015.

A Templates

Dataset	Template	Label Space
<i>Text Classification</i>		
SST-2	Sentence: {Sentence} Label: {Label}	Negative / Positive
SST-5	Sentence: {Sentence} Label: {Label}	terrible / bad / neutral / good / great
MR	Review: {Sentence} Sentiment: {Label}	Negative / Positive
Subj	Input: {Sentence} Type: {Label}	objective / subjective
DBPedia	Input: {Sentence} Type: {Label}	company / school / artist / athlete / politics / transportation / building / nature / village / animal / plant / album / film / book
AGNews	Classify the news articles into the categories of World, Sports, Business, and Technology. News: {Sentence} Type: {Label}	World / Sports / Business / Technology
TREC	Question: {Sentence} Type: {Label}	Description / Entity / Expression / Person / Number / Location
CB	{Premise} Question: {Hypothesis} True, False, or Neither? Answer: {Label}	True / False / Neither
BoolQ	Passage: {Passage} Question: {Question} Answer:	No / Yes
RTE	Passage: {Premise} Question: {Hypothesis} Yes or No?	Yes / No
<i>Open-Ended Generation</i>		
NQ	Question: {Question} Answer:	Open-ended
WebQS	Question: {Question} Answer:	Open-ended
TriviaQA	Question: {Question} Answer:	Open-ended
SQuAD	Passage: {Passage} Question: {Question} Answer:	Open-ended
SQuADv2	Passage: {Passage} Question: {Question} Answer:	Open-ended (The golden label is “none” if the question is answerable)

Table 6: Prompt template and label mapping for text classification and open-ended generation tasks in our experiments. For multi-choice tasks, we use the same protocol as GPT-3, i.e., choose the best completion of a given prefix.