

# Diff-Font: Diffusion Model for Robust One-Shot Font Generation

Haibin He · Xinyuan Chen · Chaoyue Wang\* · Juhua Liu\* · Bo Du ·  
Dacheng Tao · Qiao Yu

Received: date / Accepted: date

**Abstract** Font generation presents a significant challenge due to the intricate details needed, especially for languages with complex ideograms and numerous characters, such as Chinese and Korean. Although various few-shot (or even one-shot) font generation methods have been introduced, most of them rely on GAN-based image-to-image translation frameworks that still face (i) unstable training issues, (ii) limited fidelity in replicating font styles, and (iii) imprecise generation of complex characters. To tackle these problems, we propose a unified one-shot font generation framework called Diff-Font, based on the diffusion model. In particular, we approach font generation as a conditional generation task, where the content of characters is managed through predefined embedding tokens and the desired font style

is extracted from a one-shot reference image. For glyph-rich characters such as Chinese and Korean, we incorporate additional inputs for strokes or components as fine-grained conditions. Owing to the proposed diffusion training process, these three types of information can be effectively modeled, resulting in stable training. Simultaneously, the integrity of character structures can be learned and preserved. To the best of our knowledge, Diff-Font is the first work to utilize a diffusion model for font generation tasks. Comprehensive experiments demonstrate that Diff-Font outperforms prior font generation methods in both high-fidelity font style replication and the generation of intricate characters. Our method achieves state-of-the-art results in both qualitative and quantitative aspects.

Haibin He and Juhua Liu are with the Research Center for Graphic Communication, Printing and Packaging, and Institute of Artificial Intelligence, Wuhan University, Wuhan, China (e-mail: haibinhe@whu.edu.cn; liujuhua@whu.edu.cn). Xinyuan Chen is with the Shanghai AI Laboratory, Shanghai 202150, China (e-mail: xychen9191@gmail.com).

Chaoyue Wang is with JD Explore Academy, JD.com, China. (e-mail: chaoyue.wang@outlook.com).

Bo Du is with the National Engineering Research Center for Multimedia Software, Institute of Artificial Intelligence, School of Computer Science and Hubei Key Laboratory of Multimedia and Network Communication Engineering, Wuhan University, Wuhan, China (e-mail: dubo@whu.edu.cn).

Dacheng Tao is with the School of Computer Science, Faculty of Engineering, The University of Sydney, Australia (e-mail: dacheng.tao@gmail.com)

Yu Qiao is the Shanghai AI Laboratory, Shanghai 202150, China, and also with Shenzhen Institute of Advanced Technology, Chinese Academy of Sciences, Shenzhen 518055, China (e-mail: yu.qiao@siat.ac.cn).

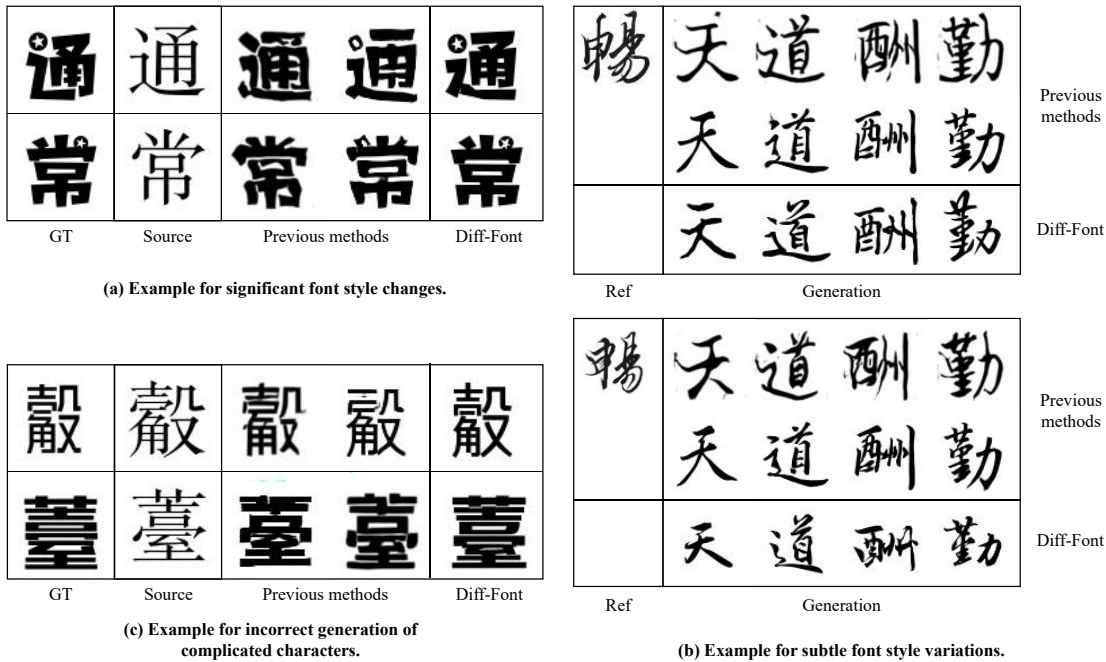
Haibin He and Xinyuan Chen contributed equally to this work. Corresponding Authors: Chaoyue Wang (e-mail: chaoyue.wang@outlook.com), Juhua Liu (e-mail: liujuhua@whu.edu.cn).

**Keywords** Font Generation · One-shot Image Generation · Diffusion Model-based Framework · Conditional Generation.

## 1 Introduction

Words are omnipresent in our everyday lives, appearing on book covers, signboards, advertisements, mobile phones, and even clothing. As a result, font generation holds significant commercial value and potential for application. However, designing a font library could be an extremely challenging task, particularly for glyph-rich languages with complex structures, such as Chinese (with over 60,000 glyphs) and Korean (with over 11,000 glyphs). Recently, the progress made in deep generative models, known for their capability to produce high-quality images, has indicated the feasibility of automatically generating diverse font libraries.

“Zi2zi” Tian (2017) is the first to adopt Generative Adversarial Networks (GANs) Goodfellow et al. (2020)



**Fig. 1 Illustration for the problems caused by the gap in font style and complicated characters.** (a) Example of significant font style changes: When the styles between the source and target glyphs differ significantly, methods based on an image-to-image translation framework may generate images with losing local details (column 3 and 4); (b) Example for subtle font style variations: Our proposed Diff-Font can well capture the subtle variations between two fonts with similar styles while previous methods cannot; (c) Example for incorrect generation of complicated character: Image-to-Image translation framework may not perform well in generating characters with complicated structure.

to automatically generate a Chinese font library by learning a mapping from one style font to another, however, it needs paired data which is labor-reliant and expensive to collect. To facilitate the automatic synthesis of new fonts in an easy manner, numerous Few-shot (or even one-shot) Font Generation (FFG) methods have been proposed. These methods use a character image as the content and a few (or one) target characters to supply the font style, then their models are trained to generate the content character’s image with the target font style. Most existing FFG methods are built upon the GAN-based image-to-image translation framework. Some works follow unsupervised methods to obtain content and style features separately, and then fuse them in a generator to generate new characters Zhang et al. (2018b), Gao et al. (2019), Xie et al. (2021). Meanwhile, some other works exploit auxiliary annotations (e.g., strokes, components) to make the models aware of the specific structure and details about glyphs Jiang et al. (2019), Cha et al. (2020), Park et al. (2022), Park et al. (2021), Kong et al. (2022), Tang et al. (2022).

Although GAN-based methods have made significant progress and achieved impressive visual quality, font generation remains a notoriously challenging long-tail task due to its stringent demands for intricate details. Most existing methods still grapple with three

types of challenges. Firstly, current GAN-based methods, which employ adversarial training schemes, may experience unstable training and convergence difficulties, particularly with large datasets. Secondly, these methods generally treat font generation as a style transfer problem between source and target image domains, often failing to separately model content and font style of characters. Consequently, neither significant font style transfers (i.e., drastic style changes) yield satisfactory results, nor subtle variations between two similar fonts are properly modeled. Last but not the least, when source characters become complex, these methods may struggle to ensure the integrity of the generated character structure. A qualitative illustration of problems arising from gaps in font style and complicated characters can be found in Fig. 1.

To tackle the aforementioned challenges, we introduce a novel diffusion model-based framework called Diff-Font for one-shot font generation. Instead of treating font generation as a style/domain transfer between a source font domain and a target font domain, the proposed Diff-Font approach considers font generation as a conditional generation task. Specifically, different character content is preprocessed into unique tokens, in contrast to the image inputs employed by previous methods which could cause confusion in similar

glyphs. Regarding font styles, we utilize a pre-trained style encoder to extract style features as our conditional inputs. Moreover, to mitigate imprecise generation issues associated with glyph-rich characters, we incorporate a more fine-grained condition signal to help Diff-Font better model character structures. For Chinese fonts, we use stroke conditions, as strokes represent the smallest units that make up Chinese characters. Likewise, the components of Korean characters serve as the additional conditional input for Korean font generation. Instead of using the one-bit encoding employed in StrokeGAN Zeng et al. (2021), we employ count encoding to represent stroke (component) attributes, which more accurately reflects the character’s stroke (component) properties. Consequently, the proposed Diff-Font effectively decouples the content and styles of characters, yielding high-quality generation results for complex characters. Simultaneously, thanks to the conditional generation pipeline and diffusion process, Diff-Font can be trained on large-scale datasets while exhibiting improved training stability compared to previous GAN-based methods. Lastly, we assemble a stroke-aware dataset for Chinese font generation and a component-aware dataset for Korean font generation.

In summary, the main contributions of this paper are as follows:

- We present Diff-Font, a unified generative network for robust one-shot font generation based on the diffusion model. In comparison to GAN-based methods, Diff-Font offers the advantages of stable training and the ability to be effectively trained on large datasets. To the best of our knowledge, this is the first attempt to develop a diffusion model for font generation.
- The proposed Diff-Font tackles the font generation task by employing a multi-attribute conditional diffusion model instead of the image-to-image translation framework. Character content and styles are processed as conditions, and the diffusion model utilizes these conditions to generate corresponding character images. Furthermore, a more fine-grained condition, such as stroke or component condition, is employed to enhance the generation of scripts with complex structures. Extensive experiments demonstrate the efficacy of our Diff-Font for one-shot font generation in comparison to previous state-of-the-art methods.
- We have compiled and annotated a stroke-wise dataset for Chinese and a component-wise dataset for Korean, which we believe can enhance font generation performance from the perspective of strokes and components. The source code, pre-trained models,

and datasets are available at <https://github.com/Hxyz-123/Font-diff>.

The rest of this paper is organized as follows. In Sec. 2, we briefly review the related works. In Sec. 3, we introduce our proposed method in detail. Sec. 4 reports and discusses our experimental results. Lastly, we conclude our study in Sec. 5.

## 2 Related Work

### 2.1 Image-to-Image Translation

The task of image-to-image translation involves learning a mapping function that can transform source domain images into corresponding images that preserve the content of the original images while exhibiting the desired style characteristics of the target domain. Generating fonts can be achieved by means of the image-to-image translation models, which can be used to generate any desired font styles from a given content font image. Image-to-image translation using generative adversarial networks (GANs) has been a classical problem in the field of computer vision. Many works have been proposed to address this problem. Conditional GAN-based methods Mirza and Osindero (2014), such as Pix2Pix Isola et al. (2017), require paired data to guide the generation process. To eliminate the dependency on paired data, unsupervised methods have been proposed, including cycle-consistency-based approaches Zhu et al. (2017a), Yi et al. (2017), Kim et al. (2017), Kancharagunta and Dubey (2019) and the UNIT Liu et al. (2017) framework that leverages CoGAN Liu and Tuzel (2016) and VAE An and Cho (2015). BicycleGAN Zhu et al. (2017b) enables one-to-many domain translation by building a bijection between latent coding and output modes. For many-to-many domain translation, methods such as MUNIT Huang et al. (2018), CD-GAN Yang et al. (2018) and FUNIT Liu et al. (2019) disentangle the content and style representations using two encoders and couple them. Recently, due to the impressive results of the diffusion model, many diffusion model-based methods Saharia et al. (2022a), Sasaki et al. (2021), Zhao et al. (2022), Li et al. (2022), Wolleb et al. (2022) are proposed to tackle image-to-image tasks. However, controlling the generated output using diffusion model-based methods remains a challenge, and further exploration and development are needed, especially in the context of font generation.

Existing image-to-image translation methods generally focus on transforming object pose, texture, color, and style while preserving the content structure, which may not be directly applicable to font generation. Unlike natural images, font styles are primarily defined

by variations in shape and specific stroke rules rather than texture and style information. As a result, content structure information may also change during the font generation process. Therefore, applying image-to-image translation methods directly cannot produce satisfactory results.

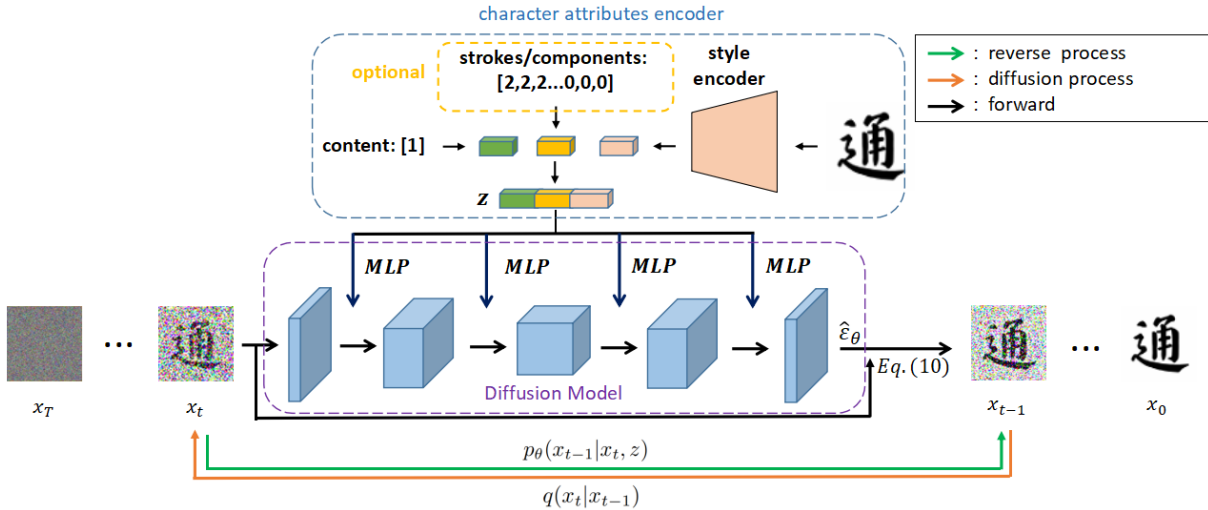
## 2.2 Few-Shot Font Generation

Few-shot font generation aims to generate an entire font library with thousands of characters with only a few reference-style images as input. Existing few-shot font generation methods are predominantly based on the image-to-image translation framework, which transfers the source style of content characters to the reference style. To incorporate font-specific prior information into the method or the labels for careful design, various approaches have been proposed, demonstrating the potential of integrating such knowledge to improve the quality and diversity of generated fonts. DG-Font [Xie et al. \(2021\)](#) implements effective style transfer by replacing the traditional convolutional blocks with deformable convolutional blocks in an unsupervised framework TUNIT [Baek et al. \(2021\)](#). ZiGAN [Wen et al. \(2021\)](#) projects the same character features of different styles into Hilbert space to learn coarse-grained content knowledge. Some methods employ extra information to enhance training, *e.g.*, strokes and components. SC-Font [Jiang et al. \(2019\)](#) uses stroke-level data to improve the correctness of structure and reduce stroke errors in generated images. DM-Font [Cha et al. \(2020\)](#) employs a dual-memory architecture to disassemble glyphs into stylized components and reassemble them into new glyphs. Its extension version LF-Font [Park et al. \(2022\)](#) designs component-wise style encoder and factorization modules to capture local details in rich text design. MX-Font [Park et al. \(2021\)](#) has a multi-headed encoder for specializing in different local sub-concepts, such as components, from the given image. FS-Font [Tang et al. \(2022\)](#) proposes a Style Aggregation Module (SAM) and an auxiliary branch to learn the component styles from references and the spatial correspondence between the content and reference glyphs. CG-GAN [Kong et al. \(2022\)](#) proposes a component discriminator to supervise the generator decoupling content and style at a fine-grained level. However, all methods mentioned above are based on GANs, which suffer from instability during training due to their adversarial objective and are prone to mode collapse, leading to suboptimal results especially for font styles with significant or subtle variations. As a result, there remains potential for improvement in the quality of font generation.

## 2.3 Diffusion Model

Diffusion Model is a new type of generative model that leverages the iterative reverse diffusion process to generate high-quality images and model complex distributions. It provides state-of-the-art performance in terms of image quality and can generate diverse outputs without mode collapse. Specifically, It employs a Markov chain to convert the Gaussian noise distribution to the real data distribution. Sohl-Dickstein *et al.* [Sohl-Dickstein et al. \(2015\)](#) first clarify the concept of diffusion probabilistic model and denoising diffusion probabilistic models (DDPM) [Ho et al. \(2020\)](#) improves the theory and proposed to use a UNet to predict the noise added into the image at each diffusion time step. Dhariwal *et al.* [Dhariwal and Nichol \(2021\)](#) propose a classifier-guidance mechanism that adopts a pre-trained classifier to provide gradients as guidance toward generating images of the target class. Ho *et al.* [Ho and Salimans \(2022\)](#) propose a technique that jointly trains a conditional and an unconditional diffusion model without using a classifier named classifier-free guidance. DDIM [Song et al. \(2020\)](#) extends the original DDPM to non-Markovian cases and is able to make accurate predictions with a large step size that reduces the sampling steps to one of the dozens. Glide [Nichol et al. \(2021\)](#), DALL-E2 [Ramesh et al. \(2022\)](#), Imagen [Saharia et al. \(2022b\)](#) and Stable Diffusion [Rombach et al. \(2022\)](#) introduce a pre-trained text encoder to generate semantic latent spaces and achieve exceptional results in a text-to-image task. Although the above methods have shown amazing results in image generation, they often focus on generating a specific category of objects or concept-driven generation guided by text prompts, with limited controllability.

Some other works explore the use of multiple conditions to guide the generation of diffusion models. SDG [Liu et al. \(2021\)](#) designs a sampling strategy, which adds multi-modal semantic information to the sampling process of the unconditional diffusion model for achieving language guidance and image guidance generation. ILVR [Choi et al. \(2021\)](#) uses a reference image at each time step during sampling to guide the generation. Diss [Cheng et al. \(2022\)](#) uses stroke images and sketch images as multi-conditions to train a conditional diffusion model to generate images from hand-drawings. Liu *et al.* [Liu et al. \(2022\)](#) consider the diffusion model as a combination of energy-based models and propose two compositional operators, conjunction and negation, to achieve zero-shot combinatorial generalization to a larger number of objects. Nair *et al.* [Nair et al. \(2022\)](#) guides the generation of diffusion model by calculating the comprehensive condition scores of multiple modes



**Fig. 2 Overview of our proposed method.** In the diffusion process, we gradually add noise to image  $x_0$ , and make it become approximately a Gaussian noise after time step  $T$ . For the reverse diffusion process, we use a latent variable  $z$ , which contains the content, style, and other optional attributes semantic information of  $x_0$ , as a condition to train a diffusion model (based on UNet architecture) to predict the added noise at each time step in the diffusion process.

to solve the problem of multi-modal image generation. ControlNet [Zhang and Agrawala \(2023\)](#) introduces an extra conditional control module to enable a pre-trained diffusion model to be applied to specific tasks. This work is further extended by the multi-attribute conditional diffusion model which introduces composite-wise and stroke-wise attributes conditional for better training and attribute-wise diffusion guidance strategy for stroke-aware or component-aware font generation.

### 3 Methodology

In this section, we introduce the details of Diff-Font. We first illustrate the framework of our model by incorporating the attributes of content, style, strokes and components (Sec 3.1). Then, we elucidate the training process by formulating our multi-attributes conditional diffusion model (Sec 3.2). Lastly, we present the adopted strategy to achieve attribute-wise guidance that can set the guidance level of attribute conditions separately during the generation process (Sec 3.3).

#### 3.1 The Framework of Diff-Font

The framework of our proposed Diff-Font is illustrated in Fig. 2. As shown, Diff-Font consists of two modules: a character attributes encoder, which encodes the attributes of a character (*i.e.*, content, style, strokes, components) into a latent variable, and a diffusion generation model, which uses the latent variable as a condition to generate the character image from Gaussian

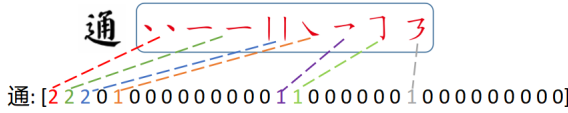
noise. The character attributes encoder is designed to process the attributes (content, style, strokes, components) of a character image separately.

In the character attributes encoder  $f$ , the content (denoted as  $c$ ), style (denoted as  $s$ ), and optional condition (like strokes or components, denoted as  $op$ ) are encoded as the latent variable:  $z = f(c, s)$ . If using the optional condition, then  $z = f(c, s, op)$ . Unlike previous font generation methods based on image-to-image translation that use the images from the source domain to obtain the content representations, we regard different content characters as different tokens. Similar to word embedding in the NLP community, we adopt an embedding layer to convert different tokens of characters into different content representations.

The style representation is extracted by a pre-trained style encoder. A trained style encoder in DG-Font is used as our pre-trained style encoder and its parameters are frozen in our diffusion model training. As for strokes (or components), we encode each character into a 32-dimensional vector. Each dimension of the vector represents the number of corresponding basic strokes (or components) it contains (shown in Fig. 3 and Fig. 4). This count encoding can better represent the stroke (or component) attribute of a character than one-bit encoding used in StrokeGAN [Zeng et al. \(2021\)](#). Thereafter, a stroke (or component) vector can be expanded into a vector consistent with the dimension of the content embedding. Using this method, we can obtain attribute representations of a character image and then concatenate them as a condition  $z$  for later conditional diffusion model training.

No	Stroke	Name	example	No	Stroke	Name	example
1	丶	Dian(点)	立	17	乙	HengZheWanGou(横折弯钩)	九
2	一	Heng(横)	丛	18	勹	HengPieWanGou(横撇弯钩)	那
3	丨	Shu(竖)	十	19	勹	HengZheZheZheGou(横折折折钩)	乃
4	丿	Pie(撇)	八	20	㇇	ShuZheZheGou(竖折折钩)	马
5	㇇	Na(捺)	人	21	㇇	ShuWan(竖弯)	四
6	㇇	Ti(提)	习	22	㇇	HengZheWan(横折弯)	没
7	丶	PieDian(撇点)	女	23	㇇	HengZhe(横折)	口
8	丨	ShuTi(竖提)	长	24	㇇	ShuZhe(竖折)	山
9	㇇	HengZheTi(横折提)	认	25	㇇	PieZhe(撇折)	云
10	㇇	WanGou(弯钩)	狗	26	㇇	HengPie(横撇)	水
11	丨	ShuGou(竖钩)	小	27	㇇	HengZhePie(横折撇)	及
12	㇇	ShuWanGou(竖弯钩)	儿	28	㇇	ShuZhePie(竖折撇)	专
13	㇇	XieGou(斜钩)	我	29	㇇	HengXieGou(横斜钩)	飞
14	㇇	WoGou(卧钩)	心	30	㇇	ShuZheZhe(竖折折)	鼎
15	㇇	HengGou(横钩)	买	31	㇇	HengZheZhe(横折折)	凹
16	㇇	HengZheGou(横折钩)	用	32	㇇	HengZheZheZhe(横折折折)	凸

(a) 32 basic strokes of Chinese characters.



(b) Strokes and stroke count encoding vector of Chinese character ‘Tong’.

**Fig. 3** (a) 32 basic strokes of Chinese characters. The first and sixth columns are the dimensional locations of the basic strokes in the stroke vector. (b) Strokes and stroke count encoding vector of Chinese character ‘Tong’. Each dimension of the encoding vector represents the counts of corresponding basic stroke it contains.


In the diffusion process, we add random gaussian noise to the real image  $x_0$  slowly to obtain a long Markov chain from the real image  $x_0$  to noise  $x_T$ . We adopt UNet architecture as our diffusion model and follow Dhariwal and Nichol (2021) to learn the reverse diffusion process. The reverse diffusion process generates characters images from gaussian noise by using multi-attributes condition latent variable  $z$ . This conditional generation is designed to mitigate the impact of the distinction in font style.

### 3.2 Multi-Attributes Conditional Diffusion Model

In our method, we regard each raw image of the character which is determined by its content ( $c$ ), style ( $s$ ) (and optional conditions ( $op$ )) attributes as a sample in the whole training data distribution, and denote the sample as  $x_0 \sim q(x_0 | f(c, s))$ . If using the optional condition, then,  $x_0 \sim q(x_0 | f(c, s, op))$ . Like the thermal motion of molecules, we add random Gaussian noise to the image thousands of times to gradually transform it

1	2	3	4	5	6	7	8
㇇	㇇	㇇	㇇	㇇	㇇	㇇	㇇
9	10	11	12	13	14	15	16
㇇	㇇	㇇	㇇	㇇	㇇	㇇	㇇
17	18	19	20	21	22	23	24
㇇	㇇	㇇	㇇	㇇	㇇	㇇	㇇

(a) 24 basic Korean components.



(b) Components and count encoding vector of example Korean character.

**Fig. 4** (a) 24 basic components of Korean characters. (b) Components and count encoding vector of example Korean character. We encode Korean components in the same way as Chinese strokes. Since Korean has only 24 basic components, we pad into 32 dimensions with 0.

from a stable state to a chaotic state. This process is called diffusion process and can be defined as:

$$q(x_{1:T} | x_0) = \prod_{t=1}^T q(x_t | x_{t-1}), \quad (1)$$

where

$$q(x_t | x_{t-1}) = \mathcal{N}(x_t; \sqrt{1 - \beta_t}x_{t-1}, \beta_t \mathbf{I}), \quad t = 1, \dots, T, \quad (2)$$

and  $\beta_1 < \dots < \beta_T$  is a variance schedule following Ho et al. (2020). According to the Eq.2,  $x_t$  can be rewritten as:

$$x_t = \sqrt{1 - \beta_t}x_{t-1} + \sqrt{\beta_t}\epsilon_{t-1}, \quad \epsilon_{t-1} \sim \mathcal{N}(\mathbf{0}, \mathbf{I}) \quad (3)$$

$$= \sqrt{\bar{\alpha}_t}x_0 + \sqrt{1 - \bar{\alpha}_t}\epsilon, \quad \bar{\alpha}_t = \prod_{i=1}^t \alpha_i, \quad \epsilon \sim \mathcal{N}(\mathbf{0}, \mathbf{I}) \quad (4)$$

$$\sim \mathcal{N}(x_t; \sqrt{\bar{\alpha}_t}x_0, (1 - \bar{\alpha}_t)\mathbf{I}) \quad (5)$$

where  $\alpha_t = 1 - \beta_t$ , and  $\alpha_t$  is negatively correlated with  $\beta_t$ , therefore  $\alpha_1 > \dots > \alpha_T$ . When the  $T \rightarrow \infty$ ,  $\bar{\alpha}_T$  close to 0,  $x_T$  nearly obeys  $\mathcal{N}(\mathbf{0}, \mathbf{I})$  and the posterior  $q(x_{t-1} | x_t)$  is also a Gaussian. So in the reverse process, we can sample a noisy image  $x_T$  from an isotropic Gaussian and generate the designated character image by denosing the  $x_T$  in the long Markov chain with a multi-attributes condition  $z = f(c, s)$  (if using the optional condition, then,  $z = f(c, s, op)$ ) that contains the semantic meaning of character. Since the posterior

$q(x_{t-1} | x_t)$  is hard to estimate, we use  $p_\theta$  to approximate the posterior distribution which can be denoted as:

$$p_\theta(x_{0:T} | z) = p(x_T) \prod_{t=1}^T p_\theta(x_{t-1} | x_t, z), \quad (6)$$

$$p_\theta(x_{t-1} | x_t, z) = \mathcal{N}(\mu_\theta(x_t, t, z), \Sigma_\theta(x_t, t, z)), \quad (7)$$

Following DDPM Ho et al. (2020), we set  $\Sigma_\theta(x_t, t, z)$  as constants and the diffusion model  $\epsilon_\theta(x_t, t, z)$  learns to predict the noise  $\epsilon$  added to  $x_0$  in diffusion process from  $x_t$  and condition  $z$  for easier training. Through these simplified operations, we can adopt a standard MSE loss to train our multi-attributes-conditional diffusion model:

$$L_{simple} = \mathbb{E}_{x_0 \sim q(x_0), \epsilon \sim \mathcal{N}(\mathbf{0}, \mathbf{I}), z} [\| \epsilon - \epsilon_\theta(x_t, t, z) \|^2]. \quad (8)$$

### 3.3 Attribute-wise Diffusion Guidance Strategy

For glyph-rich scripts (*e.g.*, Chinese and Korean), we adopt a two-stage training strategy to improve the generation effect. Based on the multi-attributes conditional training (*i.e.*, first training stage), we also design a fine-tuning strategy (second training stage) that randomly discards content attribute or stroke (or component) attribute vectors with a 30% probability. If the content and stroke (or component) are discarded at the same time, the style attribute vector also be discarded. Such strategy has two advantages: first, it can enable our model to be more sensitive to these three attributes, and second, it can reduce the number of hyperparameters for we only need two guidance scales instead of three. In our case, we use zero vectors to replace the discarded attribute vectors, denoted as  $\mathbf{0}$ . When sampling, we modify the predicted noise to  $\hat{\epsilon}_\theta$ :

$$\begin{aligned} \hat{\epsilon}_\theta(x_t, t, f(c, s, op)) &= \epsilon_\theta(x_t, t, \mathbf{0}) \\ &+ s_1 * (\epsilon_\theta(x_t, t, f(c, s, \mathbf{0})) - \epsilon_\theta(x_t, t, \mathbf{0})) \\ &+ s_2 * (\epsilon_\theta(x_t, t, f(\mathbf{0}, s, op)) - \epsilon_\theta(x_t, t, \mathbf{0})), \end{aligned} \quad (9)$$

where  $s_1$  and  $s_2$  are the guidance scales of content and strokes. Then we adopt DDIM Song et al. (2020) to sample on a subset of diffusion steps  $\{\tau_1, \dots, \tau_S\}$  and set the variance weight parameter  $\eta = 0$  to speed up the generation process. So, we can obtain  $x_{\tau_{i-1}}$  from  $x_{\tau_i}$  by the following equation:

$$x_{\tau_{i-1}} = \sqrt{\bar{\alpha}_{\tau_{i-1}}} \left( \frac{x_{\tau_i} - \sqrt{1 - \bar{\alpha}_{\tau_i}} \hat{\epsilon}_\theta}{\sqrt{\bar{\alpha}_{\tau_i}}} \right) + \sqrt{1 - \bar{\alpha}_{\tau_{i-1}}} \hat{\epsilon}_\theta. \quad (10)$$

The final character image  $x_0$  can be obtained by iterating through the above formula.

## 4 Experiments

In this section, we evaluate the performance of the proposed method on the one-shot font generation task by comparing it with state-of-the-art methods. In section 4.1, we first introduce the datasets and evaluation metrics used to conduct experiments. The implementation details are described in section 4.2. The results of qualitative and quantitative comparisons between Diff-Font and previous SOTA methods on different script generation are listed in sections 4.3, 4.4, 4.5, 4.6. Limitations are discussed in section 4.7.

### 4.1 Datasets and Evaluation Metrics

**Chinese font datasets.** We collect 410 fonts (styles) including handwritten fonts and printed fonts as our whole dataset. Each font has 6,625 Chinese characters that cover almost all commonly used Chinese characters. To evaluate the capacity of methods for different scale datasets, we use a small dataset and a large dataset for experiments. For the small dataset, the training set contains 400 fonts and 800 randomly selected characters, and the testing set contains the remaining 10 fonts with the same characters as the training set. For the large dataset, we use the same 400 fonts but all 6,625 characters in training. The testing set consists of the remaining 10 fonts and 800 characters with complex structures and multiple strokes. In our experiment, the number of small dataset is set consistent with previous methods Xie et al. (2021). For fair comparison, the image size is also the same as the previous methods Xie et al. (2021); Zhang et al. (2018b), which is set as  $80 \times 80$ .

**Evaluation metrics.** In order to quantitatively compare our method with other advanced methods, we use the common evaluation metrics in image generation task, *e.g.*, SSIM Wang et al. (2004), RMSE, LPIPS Zhang et al. (2018a), FID Heusel et al. (2017). SSIM (Structural Similarity) imitates the human visual system to compare the structural similarity between two images from three aspects: luminance, contrast and structure. RMSE (Root Mean Square Error) evaluates the similarity between two images by calculating the root mean square error of their pixel values. Both of them are pixel-level metrics. LPIPS (Learned Perceptual Image Patch Similarity), a perceptual-level metric, measures the distance between two images in a deep feature space. FID (Fréchet Inception Distance), measures the difference between generated image and real image in a distribution-wise manner. Moreover, we follow the similar idea in Park et al. (2021) to conduct user study for human testing.

## 4.2 Implementation Details

**Character attributes encoder.** Character attributes encoder in Diff-Font consists of a content embedding layer, a style encoder, a style embedding layer, and an optional embedding layer. The architecture of our style encoder is the same as the style encoder in DG-Font, and the dimensions of the output feature maps are set to 128. Specifically, we adopt an embedding layer for the content attribute and optional attribute respectively, and an MLP for the style attribute. If using the optional attribute, the dimensions of the content, style and optional attribute vectors are set to 128, 128 and 256, respectively. Otherwise, the dimensions of both the content and style vectors are set to 256. Finally, they are concatenated as a 512 dimensions conditional latent vector  $z$  for training.

**Multi-attributes conditional diffusion model.** Our multi-attributes conditional diffusion model is based on DDPM architecture. We list the hyperparameters setting for our training in TABLE 1. For sampling, we set 25 sampling steps to speed up the generation process.

**Table 1** Hyperparameters setting for multi-attributes conditional diffusion model.

	Small dataset	large dataset
Images trained	320K	2.65M
Batch size	24	64
Channels	128	128
Res. blocks num	3	3
Channel multiplier	1,2,3,4	1,2,3,4
Attention resolution	[40,20,10]	[40,20,10]
Diffusion steps	1000	1000
Noise Schedule	Linear	Linear
Conditional training iters	300k	420k
fine-tuning iters	300k	380k
Learning rate	1e-4	1e-4
Optimizer	Adam with no weight decay	
Loss	MSE	MSE

## 4.3 Comparison with state-of-the-art methods

In this section, we compare Diff-Font with previous methods for Chinese one-shot font generation: 1) **FUNIT** Liu et al. (2019): FUNIT is a few-shot image-to-image translation framework that disentangles content and style representations by two different encoders and uses AdaIN Huang and Belongie (2017) to couple them. 2) **MX-Font** Park et al. (2021): MX-Font extracts different local sub-concepts by employing multi-headed encoders. 3) **DG-Font** Xie et al. (2021): DG-Font uses the deformable convolution to replace the traditional convolution in an unsupervised framework. All these methods are based on GANs.

We use both datasets described in Sec 4.1 to retrain models of FUNIT, MX-Font and DG-Font. During the generation process, only one reference character image with the target font is used. When evaluating these GANs-based methods, we choose the Song font commonly used in the font generation task as the source font Park et al. (2021); Xie et al. (2021).

**Quantitative comparison.** TABLE 2 shows the quantitative comparison results between our method and other previous state-of-the-art methods. In the experiments on both small and large datasets, Diff-Font achieves the best performance on all evaluation metrics of SSIM, RMSE, LPIPS and FID. In particular, our method has a great improvement over the second-best method in terms of FID indicators, 22.4% for the small dataset and 39.2% for the large dataset. The excellent performance on two scale datasets demonstrates the effectiveness and advantage of our Diff-Font.

**Table 2** Quantitative comparison results on two different scale datasets. The best performance is marked in **bold**.

Methods	SSIM( $\uparrow$ )	RMSE( $\downarrow$ )	LPIPS( $\downarrow$ )	FID( $\downarrow$ )
Quantitative comparison on small dataset				
FUNIT	0.700	0.303	0.166	35.20
MX-Font	0.721	0.283	0.151	37.15
DG-Font	0.729	0.28	0.137	43.44
Diff-Font(ours)	<b>0.742</b>	<b>0.271</b>	<b>0.124</b>	<b>27.30</b>
Quantitative comparison on large dataset				
FUNIT	0.682	0.311	0.166	26.70
MX-Font	0.692	0.298	0.138	26.64
DG-Font	0.709	0.292	0.112	28.63
Diff-Font(ours)	<b>0.722</b>	<b>0.277</b>	<b>0.104</b>	<b>16.20</b>

**Qualitative comparison.** The qualitative comparison results are shown in Fig. 5. For qualitative comparison, we define style and content based on the difficulty of implementation as follows. The target styles similar to the source font are regarded as easy styles, otherwise as difficult styles. The characters with the number of strokes less than or equal to 10 are defined as easy contents, and the characters with the number of strokes more than or equal to 15 as difficult contents. We make qualitative comparisons under the three settings of ESEC (easy styles and easy contents), ESDC (easy styles and difficult contents), and DSDC (difficult styles and difficult contents), respectively. As shown in Fig. 5, FUNIT often generates incomplete characters, and when the character structure is more complex, it would produce distorted structures. MX-Font could maintain the shape of characters to a certain extent, but it tends to generate vague characters and unclear backgrounds. DG-Font performs well in ESEC task, but losses some important stroke detailed local components in ESDC and DSDC tasks. Compared to these previous meth-



Source:	蚧 蚧 蚤 虬	根 裕 裛 衿	讫 讫 讫 讫	讫 讫 讫 讫	祝 祝 祝 祝	祝 祝 祝 祝	邳 邳 邳 邳	邳 邳 邳 邳	邳 邳 邳 邳	邳 邳 邳 邳
FUNIT:	蚧 蚧 蚤 虬	根 裕 裛 衿	讫 讫 讫 讫	讫 讫 讫 讫	祝 祝 祝 祝	祝 祝 祝 祝	邳 邳 邳 邳	邳 邳 邳 邳	邳 邳 邳 邳	邳 邳 邳 邳
MX-Font:	蚧 蚧 蚤 虬	根 裕 裛 衿	讫 讫 讫 讫	讫 讫 讫 讫	祝 祝 祝 祝	祝 祝 祝 祝	邳 邳 邳 邳	邳 邳 邳 邳	邳 邳 邳 邳	邳 邳 邳 邳
DG-Font:	蚧 蚧 蚤 虬	根 裕 裛 衿	讫 讫 讫 讫	讫 讫 讫 讫	祝 祝 祝 祝	祝 祝 祝 祝	邳 邳 邳 邳	邳 邳 邳 邳	邳 邳 邳 邳	邳 邳 邳 邳
Diff-Font:	蚧 蚧 蚤 虬	根 裕 裛 衿	讫 讫 讫 讫	讫 讫 讫 讫	祝 祝 祝 祝	祝 祝 祝 祝	邳 邳 邳 邳	邳 邳 邳 邳	邳 邳 邳 邳	邳 邳 邳 邳
GT:	蚧 蚧 蚤 虬	根 裕 裛 衿	讫 讫 讫 讫	讫 讫 讫 讫	祝 祝 祝 祝	祝 祝 祝 祝	邳 邳 邳 邳	邳 邳 邳 邳	邳 邳 邳 邳	邳 邳 邳 邳

(a) Easy styles and easy contents.

Source:	藁 藁 薰 藪	虢 靡 藜 藜	睿 穀 覲 覲	躡 躡 躡 躡	鑣 鑣 鑣 鑣	鑣 鑣 鑣 鑣	鑣 鑣 鑣 鑣	鑣 鑣 鑣 鑣
FUNIT:	藁 藁 薰 藪	虢 靡 藜 藜	睿 穀 覲 覲	躡 躡 躡 躡	鑣 鑣 鑣 鑣	鑣 鑣 鑣 鑣	鑣 鑣 鑣 鑣	鑣 鑣 鑣 鑣
MX-Font:	藁 藁 薰 藪	虢 靡 藜 藜	睿 穀 覲 覲	躡 躡 躡 躡	鑣 鑣 鑣 鑣	鑣 鑣 鑣 鑣	鑣 鑣 鑣 鑣	鑣 鑣 鑣 鑣
DG-Font:	藁 藁 薰 藪	虢 靡 藜 藜	睿 穀 覲 覲	躡 躡 躡 躡	鑣 鑣 鑣 鑣	鑣 鑣 鑣 鑣	鑣 鑣 鑣 鑣	鑣 鑣 鑣 鑣
Diff-Font:	藁 藁 薰 藪	虢 靡 藜 藜	睿 穀 覲 覲	躡 躡 躡 躡	鑣 鑣 鑣 鑣	鑣 鑣 鑣 鑣	鑣 鑣 鑣 鑣	鑣 鑣 鑣 鑣
GT:	藁 藁 薰 藪	虢 靡 藜 藜	睿 穀 覲 覲	躡 躡 躡 躡	鑣 鑣 鑣 鑣	鑣 鑣 鑣 鑣	鑣 鑣 鑣 鑣	鑣 鑣 鑣 鑣

(b) Easy styles and difficult contents.

Source:	蠹 蠹 蠹 蠹	蠹 蠹 蠹 蠹	蠹 蠹 蠹 蠹	蠹 蠹 蠹 蠹	蠹 蠹 蠹 蠹	蠹 蠹 蠹 蠹	蠹 蠹 蠹 蠹	蠹 蠹 蠹 蠹	蠹 蠹 蠹 蠹	蠹 蠹 蠹 蠹
FUNIT:	蠹 蠹 蠹 蠹	蠹 蠹 蠹 蠹	蠹 蠹 蠹 蠹	蠹 蠹 蠹 蠹	蠹 蠹 蠹 蠹	蠹 蠹 蠹 蠹	蠹 蠹 蠹 蠹	蠹 蠹 蠹 蠹	蠹 蠹 蠹 蠹	蠹 蠹 蠹 蠹
MX-Font:	蠹 蠹 蠹 蠹	蠹 蠹 蠹 蠹	蠹 蠹 蠹 蠹	蠹 蠹 蠹 蠹	蠹 蠹 蠹 蠹	蠹 蠹 蠹 蠹	蠹 蠹 蠹 蠹	蠹 蠹 蠹 蠹	蠹 蠹 蠹 蠹	蠹 蠹 蠹 蠹
DG-Font:	蠹 蠹 蠹 蠹	蠹 蠹 蠹 蠹	蠹 蠹 蠹 蠹	蠹 蠹 蠹 蠹	蠹 蠹 蠹 蠹	蠹 蠹 蠹 蠹	蠹 蠹 蠹 蠹	蠹 蠹 蠹 蠹	蠹 蠹 蠹 蠹	蠹 蠹 蠹 蠹
Diff-Font:	蠹 蠹 蠹 蠹	蠹 蠹 蠹 蠹	蠹 蠹 蠹 蠹	蠹 蠹 蠹 蠹	蠹 蠹 蠹 蠹	蠹 蠹 蠹 蠹	蠹 蠹 蠹 蠹	蠹 蠹 蠹 蠹	蠹 蠹 蠹 蠹	蠹 蠹 蠹 蠹
GT:	蠹 蠹 蠹 蠹	蠹 蠹 蠹 蠹	蠹 蠹 蠹 蠹	蠹 蠹 蠹 蠹	蠹 蠹 蠹 蠹	蠹 蠹 蠹 蠹	蠹 蠹 蠹 蠹	蠹 蠹 蠹 蠹	蠹 蠹 蠹 蠹	蠹 蠹 蠹 蠹

(c) Difficult styles and difficult contents.

**Fig. 5 Example generation results on large test dataset.** Easy style means the style of the reference font is similar to the source font. The characters with 10 or fewer strokes are easy contents, and those with 15 or more are difficult contents.

ods, our proposed Diff-Font could generate high quality character images in all three tasks.

In addition, Fig. 6 shows more qualitative comparison results on four chosen art fonts to better illustrate the effectiveness and advantages of Diff-Font. As these comparison results, when there is significant stylistic difference between the source and target font, GAN-based image-to-image translation frameworks would lead to worse structural distortion and loss of details, and our proposed Diff-Font based on conditional diffusion model could effectively reduce the occurrence.

**Human testing.** We conducted a user study with 10 test fonts, as specified in Sec 4.1. Each method was applied to generate a line of ancient Chinese poetry on each font, and 64 participants were asked to evalu-

ate the results based on both style and content. Participants chosen their favorite output, so we obtained  $64 \times 10 = 640$  results and calculated the percentage of scores for each method. The visualization of generation example is shown in Fig. 7, and study results are presented in TABLE 3. As can be seen, our proposed Diff-Font achieves the best score in human testing, which also verifies the effectiveness of our proposed framework.

**Table 3** Results of Human testing. Best results is marked in bold.

FUNIT	MX-Font	DG-Font	Diff-Font
13.44%	13.28%	24.53%	<b>48.75%</b>

GT	覃	巽	痛	球	瘦	稍	俟	硝	粟	痞	森	情	啼	阮	深
MX-Font	覃	巽	痛	球	瘦	稍	俟	硝	粟	痞	森	情	啼	阮	深
DG-Font	覃	巽	痛	球	瘦	稍	俟	硝	粟	痞	森	情	啼	阮	深
Diff-Font	覃	巽	痛	球	瘦	稍	俟	硝	粟	痞	森	情	啼	阮	深
GT	淞	椅	毯	越	然	清	棉	涸	喃	崴	翕	婚	邵	跚	掏
MX-Font	淞	椅	毯	越	然	清	棉	涸	喃	崴	翕	婚	邵	跚	掏
DG-Font	淞	椅	毯	越	然	清	棉	涸	喃	崴	翕	婚	邵	跚	掏
Diff-Font	淞	椅	毯	越	然	清	棉	涸	喃	崴	翕	婚	邵	跚	掏
GT	晴	祁	浙	惟	棠	梁	喔	液	舜	善	媒	晰	跽	渊	腆
MX-Font	晴	祁	浙	惟	棠	梁	喔	液	舜	善	媒	晰	跽	渊	腆
DG-Font	晴	祁	浙	惟	棠	梁	喔	液	舜	善	媒	晰	跽	渊	腆
Diff-Font	晴	祁	浙	惟	棠	梁	喔	液	舜	善	媒	晰	跽	渊	腆
GT	惋	茱	探	葺	跹	舒	喂	胸	赧	悻	推	茹	猛	殖	散
MX-Font	惋	茱	探	葺	跹	舒	喂	胸	赧	悻	推	茹	猛	殖	散
DG-Font	惋	茱	探	葺	跹	舒	喂	胸	赧	悻	推	茹	猛	殖	散
Diff-Font	惋	茱	探	葺	跹	舒	喂	胸	赧	悻	推	茹	猛	殖	散

Fig. 6 Example generation results of MX-Font, DG-Font, Diff-Font on four art fonts. It can be seen that the structure of the characters generated by MX-Font is severely distorted and the characters generated by DG-Font may contain artifacts.

	妙	联	横	生	贴	门	前
聊 啤 宿	妙	联	横	生	贴	门	前
	妙	联	横	生	贴	门	前
	妙	联	横	生	贴	门	前
	妙	联	横	生	贴	门	前

Fig. 7 An example for human testing. The first column shows three characters with the reference target style, and the first row lists characters with source content.

#### 4.4 Ablation Studies

In this part, we further conduct ablation studies to evaluate the effectiveness of the stroke count encoding, and discuss the impact of guidance scales.

**Effectiveness of the stroke count encoding.** We train three Diff-Font separately on the small dataset, one does not use the stroke condition, one uses the one-bit encoding stroke condition and the remaining one uses the count encoding stroke condition. As is shown in TABLE 4, using count encoding stroke condition achieves the best quantitative results in all evaluation metrics among the three models and we can observe that adding the one-bit encoding stroke condition(Fig. 8) even causes a decline in model performance. In the visualization result of columns 2 and 3 in Fig. 9, we find that other characters with the same basic strokes



**Table 6** Quantitative results on Korean script. Best results is marked in **bold**.

Methods	SSIM( $\uparrow$ )	RMSE( $\downarrow$ )	LPIPS( $\downarrow$ )	FID( $\downarrow$ )
MX-Font	0.691	0.278	0.158	47.05
DG-Font	0.771	0.235	0.095	43.36
Diff-Font	<b>0.812</b>	<b>0.196</b>	<b>0.072</b>	<b>10.69</b>

can see that our method also achieves the best results in generating Korean script.

#### 4.6 Other Script Generation

As for some simple scripts without complex structures (*e.g.*, Latin and Greek), we can train a Diff-Font in the first stage by only using content and style attribute conditions without fine-tuning in the second stage. As shown in Fig. 11, our model is also effective in Latin and Greek font generation.

GT	A	B	C	D	S	T	U	V
Diff-Font	A	B	C	D	S	T	U	V
GT	w	x	y	z	l	k	$\pi$	$\rho$
Diff-Font	w	x	y	z	l	k	$\pi$	$\rho$

**Fig. 11** Example generation results of Diff-Font on Latin and Greek.

#### 4.7 Limitations

As our proposed Diff-Font is based on the denoising diffusion model, it has the same problem as most existing diffusion models with low inference efficiency. Moreover, our experimental results show that equipping with stroke/component condition for font generation could reduce generation errors, but cannot completely eliminate them. Some characters with extreme intricate structures or uncommon styles that were infrequently encountered in the training set still suffer generation failures. Some failure cases are shown in Fig. 12.

## 5 Conclusion

In this paper, we propose a unified method based on the diffusion model, namely Diff-Font, for one-shot font generation task. The proposed Diff-Font has a stable training process and can be well-trained on large

GT	鞣	靈	鎊	鑿	醪	醴	醢	醕
Diff-Font	鞣	靈	鎊	鑿	醪	醴	醢	醕
GT	豐	邨	躑	贛	讖	湧	審	襟
Diff-Font	豐	邨	躑	贛	讖	湧	審	襟

**Fig. 12** Some failure cases. Characters with extreme complex structures or uncommon styles still suffer generation failures.

datasets. To address the problems of unsatisfactory generation results on large or subtle differences in the style of source font and target font faced by previous GANs-based methods, we regard font generation as a conditional generation task and generate the corresponding character images according to the given character attribute conditions. Furthermore, we introduce stroke- and component-wise information to improve the structural integrity of generated characters and solve the problem of low generation quality of complicated characters for Chinese and Korean generation. The remarkable performance on two datasets with different scales shows the effectiveness of Diff-Font.

**Acknowledgements** This work was supported in part by the National Natural Science Foundation of China under Grants 62076186, 62225113, and 62102150, and in part by the Science and Technology Major Project of Hubei Province (Next-Generation AI Technologies) under Grant 2019AEA170. The numerical calculations in this paper have been done on the supercomputing system in the Supercomputing Center of Wuhan University.

## References

- An J, Cho S (2015) Variational autoencoder based anomaly detection using reconstruction probability. Special Lecture on IE 2(1):1–18
- Baek K, Choi Y, Uh Y, Yoo J, Shim H (2021) Rethinking the truly unsupervised image-to-image translation. In: Proceedings of the IEEE/CVF International Conference on Computer Vision, pp 14154–14163
- Cha J, Chun S, Lee G, Lee B, Kim S, Lee H (2020) Few-shot compositional font generation with dual memory. In: European Conference on Computer Vision, Springer, pp 735–751
- Cheng SI, Chen YJ, Chiu WC, Lee HY, Tseng HY (2022) Adaptively-realistic image generation from stroke and sketch with diffusion model. arXiv e-prints pp arXiv–2208

- Choi J, Kim S, Jeong Y, Gwon Y, Yoon S (2021) Ilvr: Conditioning method for denoising diffusion probabilistic models. arXiv preprint arXiv:210802938
- Dhariwal P, Nichol A (2021) Diffusion models beat gans on image synthesis. *Advances in Neural Information Processing Systems* 34:8780–8794
- Gao Y, Guo Y, Lian Z, Tang Y, Xiao J (2019) Artistic glyph image synthesis via one-stage few-shot learning. *ACM Transactions on Graphics (TOG)* 38(6):1–12
- Goodfellow I, Pouget-Abadie J, Mirza M, Xu B, Warde-Farley D, Ozair S, Courville A, Bengio Y (2020) Generative adversarial networks. *Communications of the ACM* 63(11):139–144
- Heusel M, Ramsauer H, Unterthiner T, Nessler B, Hochreiter S (2017) Gans trained by a two time-scale update rule converge to a local nash equilibrium. *Advances in neural information processing systems* 30
- Ho J, Salimans T (2022) Classifier-free diffusion guidance. arXiv preprint arXiv:220712598
- Ho J, Jain A, Abbeel P (2020) Denoising diffusion probabilistic models. *Advances in Neural Information Processing Systems* 33:6840–6851
- Huang X, Belongie S (2017) Arbitrary style transfer in real-time with adaptive instance normalization. In: *Proceedings of the IEEE international conference on computer vision*, pp 1501–1510
- Huang X, Liu MY, Belongie S, Kautz J (2018) Multimodal unsupervised image-to-image translation. In: *Proceedings of the European conference on computer vision (ECCV)*, pp 172–189
- Isola P, Zhu JY, Zhou T, Efros AA (2017) Image-to-image translation with conditional adversarial networks. In: *Proceedings of the IEEE conference on computer vision and pattern recognition*, pp 1125–1134
- Jiang Y, Lian Z, Tang Y, Xiao J (2019) Sfont: Structure-guided chinese font generation via deep stacked networks. In: *Proceedings of the AAAI conference on artificial intelligence*, pp 4015–4022
- Kancharagunta KB, Dubey SR (2019) Csgan: Cyclic-synthesized generative adversarial networks for image-to-image transformation. arXiv preprint arXiv:190103554
- Kim T, Cha M, Kim H, Lee JK, Kim J (2017) Learning to discover cross-domain relations with generative adversarial networks. In: *International conference on machine learning*, PMLR, pp 1857–1865
- Kong Y, Luo C, Ma W, Zhu Q, Zhu S, Yuan N, Jin L (2022) Look closer to supervise better: One-shot font generation via component-based discriminator. In: *Proceedings of the IEEE/CVF Conference on Computer Vision and Pattern Recognition*, pp 13482–13491
- Li B, Xue K, Liu B, Lai YK (2022) Vqbb: Image-to-image translation with vector quantized brownian bridge. arXiv preprint arXiv:220507680
- Liu MY, Tuzel O (2016) Coupled generative adversarial networks. *Advances in neural information processing systems* 29
- Liu MY, Breuel T, Kautz J (2017) Unsupervised image-to-image translation networks. *Advances in neural information processing systems* 30
- Liu MY, Huang X, Mallya A, Karras T, Aila T, Lehtinen J, Kautz J (2019) Few-shot unsupervised image-to-image translation. In: *Proceedings of the IEEE/CVF international conference on computer vision*, pp 10551–10560
- Liu N, Li S, Du Y, Torralba A, Tenenbaum JB (2022) Compositional visual generation with composable diffusion models. arXiv preprint arXiv:220601714
- Liu X, Park DH, Azadi S, Zhang G, Chopikyan A, Hu Y, Shi H, Rohrbach A, Darrell T (2021) More control for free! image synthesis with semantic diffusion guidance. arXiv preprint arXiv:211205744
- Mirza M, Osindero S (2014) Conditional generative adversarial nets. *CoRR*
- Nair NG, Bandara WGC, Patel VM (2022) Image generation with multimodal priors using denoising diffusion probabilistic models. arXiv preprint arXiv:220605039
- Nichol A, Dhariwal P, Ramesh A, Shyam P, Mishkin P, McGrew B, Sutskever I, Chen M (2021) Glide: Towards photorealistic image generation and editing with text-guided diffusion models. arXiv preprint arXiv:211210741
- Park S, Chun S, Cha J, Lee B, Shim H (2021) Multiple heads are better than one: Few-shot font generation with multiple localized experts. In: *Proceedings of the IEEE/CVF International Conference on Computer Vision*, pp 13900–13909
- Park S, Chun S, Cha J, Lee B, Shim H (2022) Few-shot font generation with weakly supervised localized representations. *IEEE Transactions on Pattern Analysis and Machine Intelligence*
- Ramesh A, Dhariwal P, Nichol A, Chu C, Chen M (2022) Hierarchical text-conditional image generation with clip latents. arXiv preprint arXiv:220406125
- Rombach R, Blattmann A, Lorenz D, Esser P, Ommer B (2022) High-resolution image synthesis with latent diffusion models. In: *Proceedings of the IEEE/CVF Conference on Computer Vision and Pattern Recognition*, pp 10684–10695
- Saharia C, Chan W, Chang H, Lee C, Ho J, Salimans T, Fleet D, Norouzi M (2022a) Palette: Image-to-

- image diffusion models. In: ACM SIGGRAPH 2022 Conference Proceedings, pp 1–10
- Saharia C, Chan W, Saxena S, Li L, Whang J, Denton E, Ghasemipour SKS, Ayan BK, Mahdavi SS, Lopes RG, et al. (2022b) Photorealistic text-to-image diffusion models with deep language understanding. arXiv preprint arXiv:220511487
- Sasaki H, Willcocks CG, Breckon TP (2021) Unit-ddpm: Unpaired image translation with denoising diffusion probabilistic models. arXiv preprint arXiv:210405358
- Sohl-Dickstein J, Weiss E, Maheswaranathan N, Ganguli S (2015) Deep unsupervised learning using nonequilibrium thermodynamics. In: International Conference on Machine Learning, PMLR, pp 2256–2265
- Song J, Meng C, Ermon S (2020) Denoising diffusion implicit models. arXiv e-prints pp arXiv:2010
- Tang L, Cai Y, Liu J, Hong Z, Gong M, Fan M, Han J, Liu J, Ding E, Wang J (2022) Few-shot font generation by learning fine-grained local styles. In: Proceedings of the IEEE/CVF Conference on Computer Vision and Pattern Recognition, pp 7895–7904
- Tian Y (2017) zi2zi: Master chinese calligraphy with conditional adversarial networks. Internet] <https://github.com/kaonashi-tyc/zi2zi> 3
- Wang Z, Bovik AC, Sheikh HR, Simoncelli EP (2004) Image quality assessment: from error visibility to structural similarity. *IEEE transactions on image processing* 13(4):600–612
- Wen Q, Li S, Han B, Yuan Y (2021) Zigan: Fine-grained chinese calligraphy font generation via a few-shot style transfer approach. In: Proceedings of the 29th ACM International Conference on Multimedia, pp 621–629
- Wolleb J, Sandkühler R, Bieder F, Cattin PC (2022) The swiss army knife for image-to-image translation: Multi-task diffusion models. arXiv preprint arXiv:220402641
- Xie Y, Chen X, Sun L, Lu Y (2021) Dg-font: Deformable generative networks for unsupervised font generation. In: Proceedings of the IEEE/CVF Conference on Computer Vision and Pattern Recognition, pp 5130–5140
- Yang X, Xie D, Wang X (2018) Crossing-domain generative adversarial networks for unsupervised multi-domain image-to-image translation. In: Proceedings of the 26th ACM international conference on Multimedia, pp 374–382
- Yi Z, Zhang H, Tan P, Gong M (2017) Dualgan: Unsupervised dual learning for image-to-image translation. In: Proceedings of the IEEE international conference on computer vision, pp 2849–2857
- Zeng J, Chen Q, Liu Y, Wang M, Yao Y (2021) Strokegan: Reducing mode collapse in chinese font generation via stroke encoding. In: Proceedings of the AAAI Conference on Artificial Intelligence, pp 3270–3277
- Zhang L, Agrawala M (2023) Adding conditional control to text-to-image diffusion models. arXiv preprint arXiv:230205543
- Zhang R, Isola P, Efros AA, Shechtman E, Wang O (2018a) The unreasonable effectiveness of deep features as a perceptual metric. In: Proceedings of the IEEE conference on computer vision and pattern recognition, pp 586–595
- Zhang Y, Zhang Y, Cai W (2018b) Separating style and content for generalized style transfer. In: Proceedings of the IEEE conference on computer vision and pattern recognition, pp 8447–8455
- Zhao M, Bao F, Li C, Zhu J (2022) Egsde: Unpaired image-to-image translation via energy-guided stochastic differential equations. arXiv preprint arXiv:220706635
- Zhu JY, Park T, Isola P, Efros AA (2017a) Unpaired image-to-image translation using cycle-consistent adversarial networks. In: Proceedings of the IEEE international conference on computer vision, pp 2223–2232
- Zhu JY, Zhang R, Pathak D, Darrell T, Efros AA, Wang O, Shechtman E (2017b) Toward multimodal image-to-image translation. *Advances in neural information processing systems* 30