

How Can Optical Communications Shape the Future of Deep Space Communications? A Survey

Sarah Karmous, Nadia Adem, Mohammed Atiquzzaman, and Sumudu Samarakoon

Abstract—With a large number of deep space (DS) missions anticipated by the end of this decade, reliable and high-capacity DS communications systems are needed more than ever. Nevertheless, existing DS communications technologies are far from meeting such a goal. Improving current DS communications systems does not only require system engineering leadership but also, very crucially, an investigation of potential emerging technologies that overcome the unique challenges of ultra-long DS communications links. To the best of our knowledge, there has not been any comprehensive surveys of DS communications technologies over the last decade. Free-space optical (FSO) technology is an emerging DS technology, proven to acquire lower communications systems size, weight and power (SWaP) and achieve a very high capacity compared to its counterpart radio frequency (RF) technology, the current used DS technology. In this survey, we discuss the pros and cons of deep space optical communications (DSOC). Furthermore, we review the modulation, coding, and detection, receiver, and protocols schemes and technologies for DSOC. We provide, for the very first time, thoughtful discussions about implementing orbital angular momentum (OAM) and quantum communications (QC) for DS. We elaborate on how these technologies among other field advances, including interplanetary network, and RF/FSO systems improve reliability, capacity, and security and address related implementation challenges and potential solutions. This paper provides a holistic survey in DSOC technologies gathering 200+ fragmented literature and including novel perspectives aiming to setting the stage for more developments in the field.

Index Terms—Deep space optical communications (DSOC), delay-tolerant networking (DTN), detection technologies, interplanetary network (IPN), link capacity, modulation and coding schemes, orbital angular momentum (OAM), quantum communications (QC), radio frequency (RF)/free space optical (FSO) systems, networking protocols.

I. INTRODUCTION

Space exploration offers an opportunity to understand the universe, which results in endless benefits for diverse aspects of human life such as technologies, transportation, environment, etc [1]. Therefore, there is an increased investment in global exploration from several worldwide governmental space agencies [2] as well as private companies [3], including recent Mars missions (e.g. [4]), with a unique aim for expanding human presence in and knowledge of the Solar system [5], [6]. Fig. 1 shows the timeline for a number of Mars orbiters, landers, and rovers and the corresponding data rate for their

communication links to Earth [7]–[18]. Many other missions are scheduled for the next several years, such as Rosalind Franklin [19], that aim to search for life on Mars and understand its atmosphere. There are also plans to send crews to Mars as early as 2026 [20]. The success of these missions relies heavily on advances in different fields such as physics, astronomy, and telecommunication. Therefore, advances in communication technology are natural drivers for achieving these goals.

A. Motivation

Space exploration is built upon reliable broadband interplanetary communication [21]. Yet, reliable interplanetary communication and networks are only possible through developing dedicated technology and protocols suitable for facing the unique deep space (DS) communications challenges. For instance, unlike Earth and near-Earth, DS communications suffer from non-guaranteed line-of-sight, ultra-long time-changing distances, variability of Sun-Earth-probe angles, solar scintillation, and atmospheric conditions. These challenges tremendously deteriorate the quality of the communication links and hence, limit channel capacity [22]. Current missions to Mars, for example, have data rates, as shown in Fig. 1, of only a few megabits per second at the minimum Earth-Mars distance [23]–[25]. These data rates drop by orders of magnitudes as the distance increases [7]. Moreover, higher attenuation is seen beyond Mars missions. For example, the Voyager 1 spacecraft, as of September 2022, located approximately at 23.62 billion km distance operates at a maximum data rate, for less than a minute only a few times a week, of a few kilo bits per second [26].

To build high-capacity DS communications links, research efforts have been recently devoted to exploring the potential of free-space optical (FSO) communications [22], [27]–[30]. Compared to radio frequency (RF)-based counterparts, FSO communications links enjoy larger bandwidth, smaller apertures at final stations, much-improved security, less transmit power and higher immunity against interference. Nevertheless, most recent DS Mars missions for example are RF-based [18], [25] and tremendous work is yet to be done to make the FSO technology more mature and ready for future missions [31]. In this regard, many projects have already adopted FSO and showed demonstrations for near-Earth, Moon, and Mars communication with plans to expand to other planets such as Jupiter [32]–[36] and a number of implementation-based studies have been done to evaluate the technology transition, e.g. [37].

Sarah Karmous and Nadia Adem are with the Department of Electrical and Electronic Engineering, University of Tripoli, Libya (e-mail: s.karmous,n.adem@uot.edu.ly). Mohammed Atiquzzaman is with the School of Computer Science, University of Oklahoma, USA (e-mail: atiq@ou.edu). Sumudu Samarakoon is with the Faculty of Information Technology and Electrical Engineering, University of Oulu, Finland (e-mail: Sumudu.Samarakoon@oulu.fi).

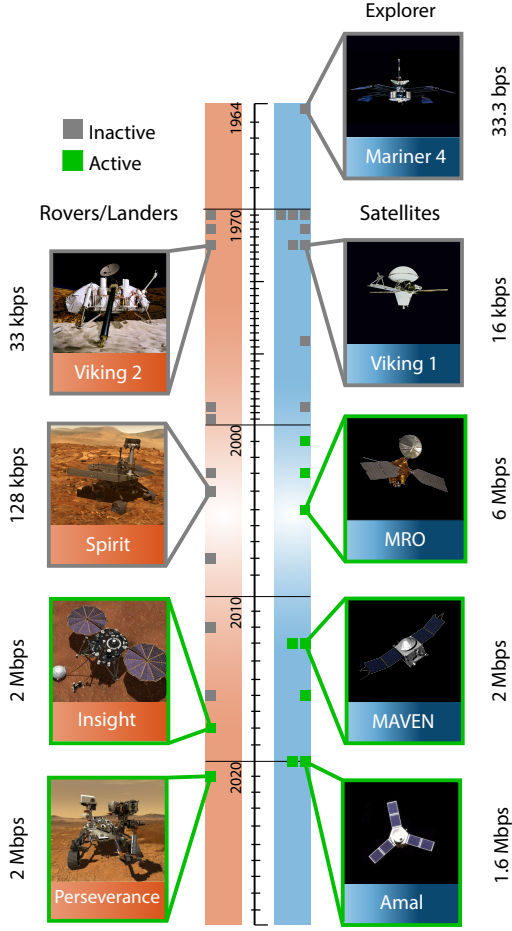


Fig. 1: Mars missions timeline with their communication links to Earth data rates.

Adopting FSO-based DS communications will play an important role in implementing interplanetary broadband networks (IPNs). Achieving such a goal, though, will depend on the reliability, effectiveness, and efficiency of so many other technologies, including modulation, coding, detection, and networking protocols. The criteria for selecting DS communications schemes differ tremendously from those for terrestrial, airborne, and even near-Earth communication systems. In this survey, we highlight the various DS optical communications (DSOC) system design criteria and present the latest research and innovations in the area.

B. Related Surveys

There are few surveys available on DS communications [28], [29], [35], [37]–[40], most of which are outdated and/or do not address the field comprehensively. Although [28] covers various aspects of DSOC, the fact that more than a decade has passed since the article was out necessities the need for an updated survey that reflects the field's current demands, challenges, and all efforts and advances emerged to address them. [29] is another comprehensive survey that covers FSO communications. However, this paper address DS communications only partially. Biswas et al. in [35] focus

merely on the progress made and status of DSOC national aeronautics and space administration (NASA) projects. In the same direction, [40] overviews mainly laser-based DS demonstration projects and future missions. [37], on the other hand, provides only studies about DS systems architects and discussions about the transition from the current RF technology to optical communications. In addition, while [38] focuses only on DS networking aspects, [39] covers mainly some aspects of RF-based DS communications systems.

None of the work presented above, which are, to the best of our knowledge, the only work done in the direction of DS surveys, is recent and covers the field comprehensively, despite of their valuable contributions. Our work, however, aims to cover the key aspects of DS communications and add the missing areas from the aforementioned related work while discussing the latest advances in the field, as we demonstrate in Table I.

C. Contributions

This survey emphasizes how technologies are shaping and potentially advancing DS communications. The reader can grasp the existing DSOC systems' limitations, the recommended technologies to cope with them, and the challenges facing their adoption. We aim, as a consequence, to increase awareness about these challenges and hence, encourage more research exploration in the field. Readers will be provided with a comprehensive set of references that address specific aspects of the field in more detail. The contributions of this survey are summarized as follows.

- 1) We survey major challenges for DS communications in general and DSOC in particular and discuss solutions to address them.
- 2) We cover the most widely used DSOC modulation, coding schemes, and the opportunities for enhancing performance by fusing them with some other emerging DSOC detection techniques, which we comprehensively survey their state-of-the-art.
- 3) We review the most recommended DS networking architecture models and present the key characteristics of the most promising protocols and identify related open research directions.
- 4) We showcase new promising technologies that overlap between communications and physics communities. The lack of doing so seems to make the communication society skeptical about contributing to developing many related techniques.
- 5) We present an overview of the currently implemented DS communication system and study existing visions for its future, including the envisioned Interplanetary Network (IPN).
- 6) To the best of our knowledge, we provide the first thoughtful discussion about implementing orbital angular momentum (OAM) for DS and identify major-related challenges and potential solutions. Literature is rich when it comes to OAM-based terrestrial communications, some related efforts are included in this survey to stimulate ideas and discussion, yet, only very sporadically one can

find a work that addresses the potential of OAM for the DSOC.

- 7) We discuss the advantages, efforts, and challenges for DS implementing quantum communications and partnering RF and FSO technologies in DS.

In this survey, we aim to pave the way for more rapid advancements in DS communications technologies and protocols to empower universe exploration and accessibility missions with more robust communications services.

D. Organization

The remainder of the paper is structured as follows. Section II outlines the advantages of using DSOC over RF-based DS communications, discusses the different DSOC challenges, and identifies some research directions in this context. Section III analyzes the most adopted modulations, coding, and detection schemes in DS links. It also discusses the different research directions for these technologies. While Section IV characterizes the link capacity limits of DSOC and related challenges, Section V shows the different space network protocols and related research efforts. Section VI presents the DSOC advances. The section starts with providing the vision for connecting planets based on the existing NASA's deep space network (DSN). It, moreover, provides OAM background, benefits, and challenges, and suggests solutions. The potential of using quantum communication in DS and integrating the RF and FSO technologies are also presented in the section. Finally, Section VII concludes the survey.

II. DSOC ADVANTAGES AND CHALLENGES

Optical communications promise tens to a hundredfold increase in the data rates, thanks to the high available bandwidth in the license-free spectrum in which the technology operates [29], [41]. Such a capacity improvement has already been proven in deep space demonstration [42]. To illustrate further the gain of using DSOC compared to RF-based communications, we, based on [31], define the figure of merit (FoM) metric as

$$FoM \triangleq 10 \times \frac{Dis^2 \times R}{Dia \times P}, \quad (1)$$

where Dis is the end-to-end DS link distance in the astronomical unit. R , P , and Dia are the data rate in bits per second, transmit power in Watts, and receiver diameter size in meters, respectively. As it accounts for space terminal performance, measured through data rate, and cost, reflected through receiver aperture size and communication power, at any distance, the FoM metric provides a direct comparison between the RF and FSO technologies at the system level.

Based on projections available in [23], [40], [42], Fig. 2 provides, based on the FoM, a comparison of RF and FSO Lunar and Mars systems. Unsurprisingly, an FSO system represents more than 30 dB gain over the RF counterpart.

However, implementing FSO in DS communications faces a number of unique challenges. For example, compared to geostationary orbit satellites, a 60 to 80 dB gain is required to reach Mars [28]. Below we discuss different challenges facing

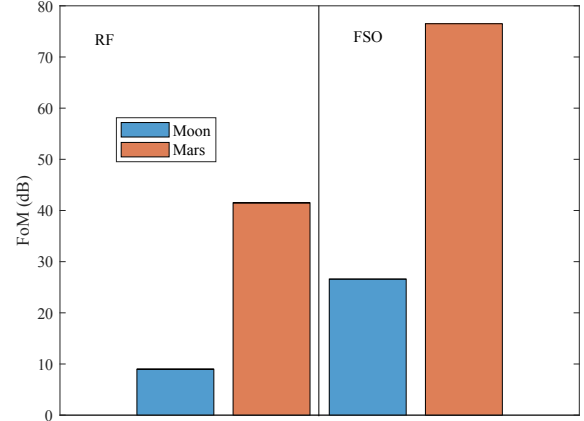


Fig. 2: FoM of DS communications systems.

DS in general at the link level, the DSOC link budget, and the optical communications challenges.

A. DS Communications Challenges

Ensuring high capacity and reliable DS communications faces different challenges. These challenges include:

- Ultra-long, which based on the International Telecommunications Union exceeds 2 Mkm, and time-changing distance between Earth and probes (satellites in other planets' orbiters, rovers, etc.).
- Interference from communication with other missions, radiation from the Sun, other celestial bodies, and cloud cover.
- Solar scintillation, atmospheric conditions, and other channel impairments.
- Variability of Sun-Earth-probe angles and the effect of that on blocking line-of-sight links.
- The burden of size, weight, and power (SWaP) of spacecraft communication systems.
- The readiness and availability of transmitting and receiving technologies and communication protocols that meet the desired performance.

The communications with targets in DS require sending signals over very long distances, leading to strong power dissipation and hence a huge signal attenuation. Even with relatively large gain transmit and receive antennas, the received power can still be very weak; below the detection sensitivity. Also, the long-distance links result in an inevitable significant latency that prevents real-time communication and control. For example, two-way communication with Mars may undergo 22 minutes transmission delay. Furthermore, the Solar flares are shown to affect the communications signals making them weaker and noisier [28]. Besides, solar scintillation and turbulence lead to performance degradation. It is important to carefully account for the near-Sun effect on the signal strength to compensate for any losses while preventing any damage to receiver circuits. Also, due to the movement of Earth and probes, communications link capacity get hugely

TABLE I: DS COMMUNICATIONS SURVEYS COMPARISON

Main theme	Key aspects	[28]	[37]	[38]	[39]	[29]	[40]	[35]	This work
Overview	Missions timeline	×	×	×	×	×	✓	✓	✓
	Demonstrations	✓	✓	×	×	✓	✓	✓	✓
	Existing systems	×	✓	×	×	×	✓	✓	✓
	Limitations	✓	✓	✓	✓	✓	✓	✓	✓
	Implementations	×	×	✓	×	×	×	✓	×
	Future prospective	✓	✓	✓	✓	×	✓	✓	✓
Basics	Link engineering	✓	×	×	✓	×	×	×	✓
	Overall challenges	✓	✓	×	×	×	×	×	✓
Enabling technologies	Protocols	×	×	✓	✓	✓	×	×	✓
	Modulation	✓	✓	×	✓	✓	×	×	✓
	Coding	✓	✓	✓	✓	✓	×	×	✓
	Receiver technologies	✓	✓	×	✓	✓	×	✓	✓
Performance analysis	Capacity	✓	✓	×	×	×	×	×	✓
Advances	OAM	×	×	×	×	✓	×	×	✓
	IPN	×	×	×	✓	×	×	×	✓
	Quantum	×	×	×	×	×	×	×	✓
	RF/FSO	×	✓	×	×	✓	✓	✓	✓
DS context		Fully	Fully	Fully	Fully	Partially	Fully	Fully	Fully
System technologies		FSO	RF&FSO	RF&FSO	RF	FSO	FSO	FSO	FSO
Time relevance		2011	2011	2011	2011	2017	2018	2018	2022

affected. The Sun may completely block a communication path. Lastly, existing terrestrial technologies, especially at the physical and protocol level, cannot be adopted directly for DS communications due to the DS-specific characteristics and challenges. New technologies and advanced techniques are needed to overcome all issues mentioned earlier and satisfy any SWaP constraints. Next, we discuss the optical communications link characteristics.

B. Link Engineering of DSOC

Designing DS optical links need to account for all link parameters and circuit characteristics. This includes the end-to-end distance between Earth and final targets, mission requirements, required capacity, atmospheric conditions, transmitter-Sun-receiver angle, etc. The received power at the target, after the receiver telescope, and before the photo-detector, can be expressed as [27]

$$P_{r,ap} = P_t G_t G_r L_{fs} L_a L_c L_s L_{pt} \eta_t \eta_r \quad (2)$$

where:

- P_t (Watt) is the transmitted power.
- G_t and G_r are the transmitter and the receiver aperture gains, respectively [43], [44].
- L_{fs} is the free space loss factor. Being inverse proportional with the link distance squared, L_{fs} represents the link dominant loss factor.
- L_{pt} is the pointing loss factor. A pointing error of λ/D radians, where λ and D are the signal wavelength and the transmitter diameter, respectively, corresponds to approximately 85% intensity reduction [43], [45].
- L_a is the atmospheric transmittance due to the aerosol and molecular particles in the atmosphere that cause the absorption and scattering of the signal. The recommendation is to operate close to the 1550 nm wavelength range for low attenuation transmission [46]–[48].
- L_c is the transmittance of the semi-transparent ice clouds, cirrus, present in the communication path [49].
- L_s is the scintillation loss factor, which refers to the random optical-power fluctuations caused by atmospheric turbulence (AT) [50], [51].

- η_t and η_r are the transmitter and receiver efficiencies, respectively [52].

Note that the last three loss terms are present only when considering a ground-to-space link and not a space-to-space link. The FSO technology is very promising for DS links where the atmospheric and weather limitations are not of concern as they are in ground-to-space links [28]–[30], [53], [54]. All the indicated impairments affect the DSOC and reflect the importance of the link engineering in deriving the needed transmit power to meet a certain detection sensitivity and hence a service quality. Discussions about potentials of the FSO technology in improving DS communications along with challenges facing its implementations are provided below.

C. DSOC Promises and Challenges

FSO has the promise to address the shortcomings of conventional RF-based communication systems. The high gain required to make up for the number of losses the DS signals go through including that resulting from the very long distances can be compensated through a number of approaches we discuss. Although these presented approaches are very promising to improve DS communications, they come with a number of challenges. The approaches along with their challenges are discussed below.

- Increasing the power efficiency by relying on laser beams and large gain transmitters, large aperture diameters. Nonetheless, the cost of building large optical ground transmitters is considered to be an implementation concern [55].
- Accurately tracking the space terminals using beacons to point lasers towards them before sending data. Achieving great beam acquisition at destinations can be achieved, at the cost of computational and hardware complexities though [56]. In addition, tracking and pointing beams toward mobile receivers in space require efficient design of accurate tracking algorithms [56].
- Relying on large gain receivers. Mission designers are concerned about the implications of doing so on the SWaP though [31].

- Considering advanced signaling and detection techniques that maximize photon efficiency, i.e. number of bits per photon, along with other technologies to be merged with the FSO like OAM to get the most out of its high capacity and further enhance the quality of DS data returns [29]. In this paper, we survey the efforts done in this direction and present related potentials, challenges, and possible solutions.

There are a number of efforts are being brought forth to facilitate the full implementation of the FSO technology in DS [32]–[35], [37], [57] and face the optical DS FSO technology engineering challenges and maturity requirements [28], [31].

III. DSOC PHYSICAL LAYER KEY CHARACTERISTICS

Previously, we discussed the potential of FSO to make high-capacity DS communications a reality from the perspective of link engineering and the challenges that need to be overcome, see Section II.

This section reviews the different physical techniques that mitigate a number of the previously discussed challenges to ensure DSOC reliability.

A. Modulation Schemes for DSOC

Conventional RF-based space communication relies commonly on binary phase shift keying (BPSK) modulation scheme [58]. BPSK has been favored thanks to its low bit error rate (BER) in the low signal-to-noise (SNR) ratio regime. However, for DSOC, there are other modulation schemes of interest: direct detection formats, on-off keying (OOK), pulse position modulation (PPM), wavelength modulation, and pulse intensity modulation. OOK and PPM are the most recommended among the schemes mentioned above, thanks to their simplicity and power efficiency [28], [29]. Even though they are similar in concept, PPM is more favored than OOK for DSOC as the former is more power-efficient. On the other hand, OOK is more suitable for near-Earth links as it is cost-effective and bandwidth efficient [29]. OOK modulates one as a pulse and zero with the absence of a signal. M-ary PPM modulation, however, which is often used with photon-counting (PC) detector [28], [46], [59], works by dividing each channel symbol period into M time slots. $\log_2 M$ bits are modulated by transmitting a single pulse in one of the M possible time slots of a symbol. For PPM, the information is encoded in the position of the pulse, making it robust against noise. However, it requires high bandwidth [60]. The good news, though, is that high bandwidth is readily offered by FSO and hence is not of much concern.

To characterize the effectiveness of PPM for DS applications, we provide the capacity offered by the PPM-PC receiver in the presence of noise and using a Poisson channel model, typically used for DS system characterization [61]. The approximate system capacity, denoted by C_{PCR} , is given by [62]

$$C_{PCR} = \frac{1}{\ln(2)E} \left(\frac{P_r^2}{P_n \frac{2}{M-1} + \frac{P_r}{\ln(M)} + P_r^2 \frac{M T_{slot}}{\ln(M) E}} \right), \quad (3)$$

where the photon energy $E = (hc)/\lambda$, h is Planck's constant, c is the light velocity, and λ is the signal wavelength. M is the modulation order. P_r and P_n are the received and noise power, respectively. T_{slot} is the pulse duration. The three terms in the denominator of the second term of (3) correspond to three different capacities versus power received behavior or regions. $P_n \frac{1}{M-1}$ is a noise-limited result. In the high received power regime, the capacity scales as a quadratic function of the signal power. The quantum-limited term, on the other hand, $P_r \frac{1}{\ln(M)}$, leads to a linear scaling of the capacity. Finally, the bandwidth-limited term, $P_r^2 \frac{M T_{slot}}{\ln(M) E}$ leads to capacity saturation when dominating. Note that when the received P_r is sufficiently high, the system capacity can be approximated as

$$C_{PCR} \approx \frac{1}{\ln(2)} \frac{\ln(M)}{M T_{slot}}. \quad (4)$$

From the above capacity expression, it is best to use low PPM modulation order if the received power is sufficiently high.

In Fig. 3 (a) and (b), we show the achieved capacity of the PPM system for Mars and beyond Mars distances, respectively. Here we pick the antenna diameter for transmitter and receiver as 0.22 m [27] and 4 m, respectively. The figures show that as the modulation order decreases, the capacity improves significantly but only up to a certain distance. As a communication signal travels a longer distance, in our settings close to 2000 Mkm, the trend changes. That is intuitive as increasing the modulation order implies a reduction in the transmission rate and BER. However, as distance gets larger and larger, to maintain a certain BER performance, the modulation order needs to be reduced. Hence the a higher modulation order achieves a better performance and hence capacity for a given channel model, detector, and other system parameters like receiver antenna diameter and transmission power. The figure indicates how crucial the increase in DS communications distance is in determining the PPM system parameters and hence performance.

The impact of combining the PPM modulation technique with coding will be discussed next.

B. Coding for DSOC Links

Channel coding is a very important block in the transmission chain to enhance performance and ensure reliability. Applying ideal error control coding (ECC) may lead to meeting a link capacity limit, i.e., the maximum possible achievable capacity. However, such ideal codes are hard to construct in practice. Therefore, it is important to consider the code efficiency, which refers to the difference between the capacity limit and the error code threshold at a specific BER, when designing communications links [63].

In the early missions to DS in the sixties, a decision was needed on whether to rely over a coding method or the other, namely block codes or convolutional codes. During the design of Mariner '69, a Mars mission, for example, block codes were the best options, given that developed sequential decoding algorithms were not that efficient for DS. Such a choice led to a poor data rate. Thanks to the development of a more efficient sequential decoding algorithm, convolutional

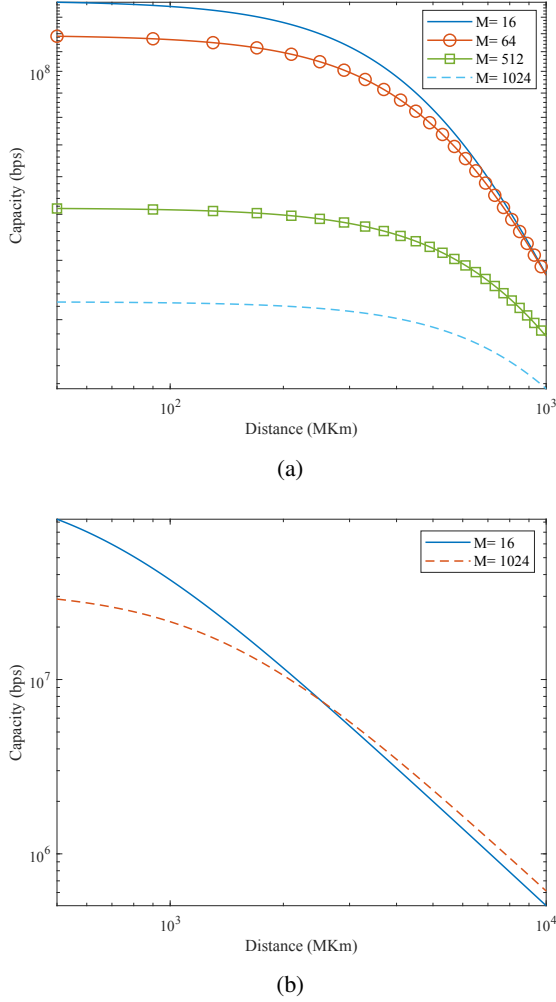


Fig. 3: Link capacity versus distance.

decoding has been adopted to various communication channels starting from Pioneer 9 mission [64], which was designed after Mariner '69 but launched earlier. Turbo codes, for example, are implemented in DS [65]. Such a change offered a coding gain, which is the power gain over the uncoded case, of 3 dB [66] compared to that of 2.2 dB [64] in the case of block code used by Mariner '69.

Reed-Solomon (RS) codes are commonly used with convolutional codes for DS application as it is efficient in correcting complex and bursty errors [28], [38], [46], [67], and has a code efficiency in the order of 2.5 to 3 dB [45]. As a reference, an uncoded PPM-based system would have a code efficiency in the order of 5 dB [60].

Despite the performance of the aforementioned codes, the most recommended and efficient DS coding scheme is the serially concatenated PPM (SCPPM) [60], [68], [69]. This coding technique has a code efficiencies between 0.5 and 1 dB [45], [60]. Fig. 4 shows the BER versus average signal power, measured in signal photons detected per modulation order and denoted by P_{av} , of SCPPM compared to the capacity limit, Reed-Solomon PPM (RSPPM) and uncoded PPM. The figure confirms the superiority of the SCPPM over RSPPM,

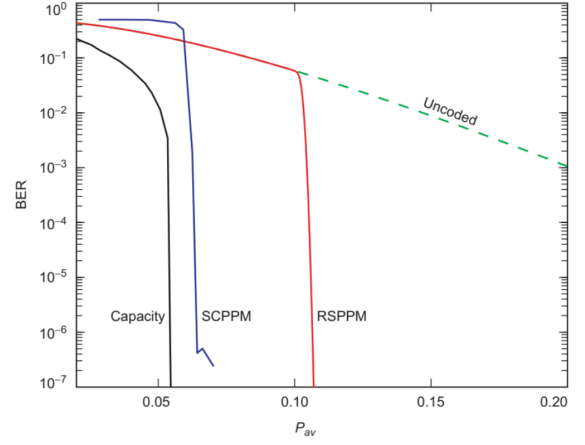


Fig. 4: Comparison in terms of BER between coding techniques compared to uncoded communications and capacity limit [46, Fig. 4-35].

as it is clearly demonstrating the lower coding efficiency and a higher coding gain the SCPPM achieves over the RSPPM.

Recently, there have also been some suggested codes in the field. For example, authors in [70] show that coded optical wavelength division multiple access (WDMA) with PPM can be a good candidate for DS. Using the coding gain metric WDMA has a 7 dB gain for a 0.8 coding rate, and a 12 dB coding gain for a coding rate of 1/6 at a frame error rate (FERFER) of 10^{-6} [70].

Since fixed-rate codes like low-density parity-check (LDPC) and Turbo codes are not efficient for DS communications as they fail to adapt to the changes in DS communications link due to time variability, authors in [71] proposed the use of rate-less codes such as raptor codes, and hence achieve a better performance than LDPC and Turbo codes. The authors propose to further combine spinal and polar coding to achieve even better performance. The reliability of DSOC link is explored by several other techniques in addition to the coding. We next address the importance of detection.

C. Detection Techniques for DSOC

Advances in detection technology play a role in providing efficient DSOC. The received signals incident on DSOC detectors are faint due to long-distance losses and SWaP constraints on the spacecraft. Hence, a large antenna gain with light weight is needed at the distant receivers [28]. Therefore, having improved sensitivity and efficient detection are regarded as means to overcome these limitations [46].

Signal detection receivers can either be coherent or non-coherent. Coherent receivers, for example, heterodyne and homodyne, have a higher spectral and dimensional efficiency, which the latter means the capacity to use modes or degree of freedom. Even though coherent receivers suffer from limited photon efficiency, they tend to be more practical when very high data rates are required. Non-coherent receivers, on the other hand, are energy efficient but come at the cost of an exponentially decreasing dimensional efficiency [72]. Rendering to their energy efficiency, non-coherent receivers

such as direct detector are commonly used in DS [45], [73]. There are different types of direct detectors among which are avalanche photodiode detector (APD), PIN (which stands for p-type, intrinsic, and n-type semiconductor regions in the diode structure), and photon counting (PC).

Due to their high sensitivity compared to other conventional direct detection methods, PC detectors are gaining great attention and are recommended along with PPM modulation to be used in the future DSOC. These detectors can count a single photon incident on them. PC detectors can be viewed as an extension of APD detectors with infinite gain in which a digital output signal is generated for each detected photon [73]. They can offer up to 20 dB gain along with PPM over APD and pre-amplified direct detectors [28], and sensitivities of a few photons per bit [61]. The PC detection process, though, is affected by noise sources which are the *i*) background noise that comes from the diffused energy from the sky, planets, or stars in the field of view of the receiver, *ii*) dark counts electrons generated by the detector, and *iii*) receiver thermal noise [27]. In addition to noise, the losses that degrade the PC detection efficiency are *i*) Blocking loss which results from the fact that a detector gets blind after a detection event missing all incident photons until reset. Blocking loss limits a detector to count at most one photon per reset time or dead time [52]. *ii*) Jitter loss which is the random delay from the incident of a photon on a detector to the time an electrical output pulse is generated in response to that photon. A significant loss occurs if the standard deviation of the jitter is in the order of the slot width of the pulse [74].

The choice of the detection and modulation schemes is essential in mitigating other losses resulting from link impairments. Detectors that handle a small duty cycle in the range of a few nanoseconds, for example, are resilient to long DSOC channel losses [75]. An example of a detector that can provide such a requirement is the superconducting nanowire single photon detector (SNSPD) [76], which is a commercialized highest-performing PC detector in the frequency range of 30-30,000 THz [77]. This detector can support slot widths down to 200 ps with detection efficiencies of 50-78% [76]. There are some other examples of detectors and receivers that are significant in DS communications, such as indium gallium arsenide (InGaAs) [78], Geiger-mode avalanche photodiode (GmAPD) [79]–[81], SNSPD [77], [82]–[85], single-quadrature (SQ) [86], European data relay system (EDRS) with single photon coherent (SPC) heterodyne detection [87], [88], and phase-sensitive optical amplifiers (PSA) [61].

In Table II, we include the main characteristics of the aforementioned detectors, including sensitivity, measured in photon per information bit (PPB), and supported data rate, advantages, and shortcomings.

D. Discussions and Outlook

We stated earlier the different potential modulation, coding, and detection schemes for DS communications. It is worth reiterating that yet experimentation with the efficiency of existing schemes needs to be conducted for DSOC. DSOC systems are expected to operate at the speed of several tens

of gigabits per second and beyond and hence will require a major improvement over existing receiver technology in terms of both data rate and sensitivity [46]. Thanks to their energy efficiency and simplicity, direct-detection systems are preferred over coherent systems. Nevertheless, coherent detection has recently started to get more interest due to its ability to increase the capacity in DS communications [61].

While using single-quadrature homodyne receivers, without a pre-amplifier, resulted in a sensitivity of 1.5 PPB at 156 Mbps [86], demonstrations have shown that pre-amplified erbium-doped fiber coherent receivers can achieve 0.51 PPB increase in sensitivity and 10 Gbps rate [89], [90]. In addition, it is also worth mentioning that there is some focus on in-phase and quadrature modulation homodyne detectors in optical transmission systems for terrestrial as well as DS communications as it promises to achieve higher spectral efficiency than other schemes [91].

IV. DSOC PHYSICAL LAYER PERFORMANCE ANALYSIS

In order to decide on a modulation type and order, a coding technique, and a detection approach discussed in Section III, the channel capacity needs to be determined or at least approximated for a given system setup. Usually, the Shannon capacity gives the maximum error-free data rate in a communication channel in classical information theory [92]. In the context of DSOC, the channel capacity is characterized by Holevo information, which is based on quantum mechanics theory [93]. The analytical closed-form expression of the quantum capacity is derived based on Holevo theorem [72], which expresses the dimensional information efficiency, measured in bits/dimension, asymptotically as

$$C_d^{Hol} = e c_p 2^{-c_p}, \quad (5)$$

where c_p is information efficiency, measured in bits/photon, and e is the exponential constant. In theory, the optimal coherent-state modulation achieves the ultimate quantum limit. Still, practical sub-optimal coherent receivers are operating in near limit but in the low photon efficiency region as they hit a brick wall of 1.44 bits/photon and by that are not efficient for DS applications [72].

In the case of PPM-PC receivers, the capacity can be approximated with respect to the Holevo limit as [94]

$$C_{Holevo} = 2.561 C_{PCR}, \quad (6)$$

where C_{PCR} is given by Eqn. (3). Dolinar et al. in [95] proposed using coherent states with PC to get closer to the Holevo limit; thanks to its ability to produce coherent states. Unfortunately, this is challenging and not practical from an implementation perspective. Instead, quantum number state (NS) communication could be an alternative, where the quantum state is a well-defined number of photons and shown to be able to reach the Holevo limit [95]. This could be challenging in practice since it requires high channel transmissivity, which is the probability of transmitted NS photon being received at the detector. To further illustrate this, considering OOK modulation, the single-photon NSs capacity at high photon

TABLE II: DSOC DETECTORS

Detectors/ Receivers		Type	Implementation	Sensitivity (PPB)	Data rate (Mbps)	Advantages	Disadvantages
InGaAs	Direct	PIN	Cubesats for DSOC systems	-	163	Relatively high temperature operation	Relatively high received power requirement, not a good option as a ground receiver due to atmospheric losses
GmAPD		APD	Mars laser communication demonstration (MLCD) project, imaging system for DSOC Project 2022	2	34.9	No read out noise penalty	Limited bandwidth
SNSPD		PC	Lunar laser communication demonstration (LLCD) demonstrations ,DSOC Project 2022	0.5	781	High detection efficiency (90%)	Cooling down to 4K requirement, impossibility for detecting high photon rate (Gbps)
SQ	Coherent	Homodyne	Near-Earth and DS applications	1.5	156	Energy efficient	Limited bandwidth
SPC		Heterodyne	EDRS, DS communications (suggested)	10	1800	Robust to severe background noise, near sun communications	High bandwidth requirement
PSA		Pre-amplified	DS application demonstrations	1	10500	Noise-free amplification	High performance in limited spectral efficiency range

information efficiency can be written in terms of the channel transmissivity, denoted by η , asymptotically as

$$c_d^{1NS} = C_d^{Hol}(2^{f(\eta)}), \quad (7)$$

where if $\eta \ll 1$, then $f(\eta) = \eta/e$ and when $\eta \sim 1$, $f(\eta) = (\eta - 1)^{(\eta-1)}/e^{1-\eta}$. In the case of PPM, we have

$$c_d^{1NS} = C_d^{Hol}(\eta/e). \quad (8)$$

As shown in Fig. 5, PPM cannot reach the Holevo limit even when $\eta = 1$. With a transmissivity of one, NS along with OOK gets to the ultimate limit. As the quantum NS transmissivity gets higher, the capacity gets closer to the Holevo limit in the case of OOK. We also show in the same figure the capacity limit for PPM plus PC, and quantum NS modulation with OOK and PPM.

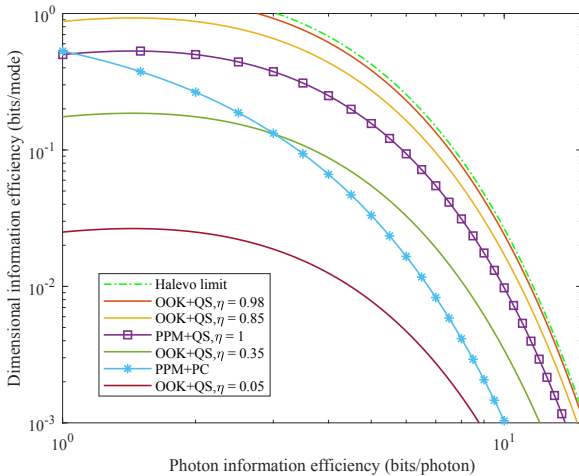


Fig. 5: Asymptotic capacity limit of different modulation schemes.

As a way to analyze the DSOC links performance for a PPM-PC detector at the average distance of various planets, we show the soft-decision capacity, which the capacity corresponds to implementing a soft-decision receiver that passes on slot counts and use it to determine the probability sending a certain sequence of bits [46], in Table ???. Here we assume that the transmitter and the receiver's aperture diameters to be 0.22 m and 4 m, respectively, a transmitted power of 4 W, a 0.25 ns time slot, a PPM modulation order of 16, and a noise power of 1.1620×10^{-16} W. The losses of Earth to Mars communications, for example in the considered setup, are as follows: a path-loss of 366 dB, the sum of other losses for the received power not including the detection loss is 6.6 dB, and the detection loss is 4.35 dB. We notice that the capacity dramatically gets smaller as we get to further planet distances. Performance gets even worse as the planets get further far from the Earth.

TABLE III: DIFFERENT PLANETS CAPACITY

Planet	Average distance (km)	Average delay (Minutes)	Received power (μ W)	Reached capacity (Mbps)
Mercury	58 million	3.22	5.1856e-6	139.45
Mars	225 million	12.5	4.5053e-6	123.42
Jupiter	778 million	43.22	1.7741e-6	52.527
Saturn	1.2 billion	66.66	9.2772e-7	28.173
Neptune	4.5 billion	250(4h)	7.8951e-8	2.4598
Pluto	5.9 billion	327.77(5.46h)	4.6219e-8	1.4409

A. Discussions and Outlooks

Although direct detectors cannot reach the link capacity limit, the capacity can be improved by increasing the detector sensitivity, selecting a modulation format with a high peak to average power ratio like PPM, and reducing the amount of background light detected. Compact array detectors, which

decrease blocking and pointing loss and help with beam acquisition and tracking process [96], achieve higher data rates than a single detector, only for limited distance though [27]. In addition, while being flexible and scalable, multiple receivers are considered more cost-effective than single receivers for data rate improvement [79]. However, the single receiver could outperform the array in case of no AT [97].

V. DSOC NETWORKING PROTOCOLS

In addition to the different physical layer techniques and their impact on DSOC performance as we discussed in the sections III and IV, networking protocols are of paramount importance to make the communications links reliable and overcome a number of different complex challenges facing DSOC discussed in Section II. Seamless coordination between satellites, ground communication systems on Earth, and DS probes is needed. Matured terrestrial network protocols are useless in DS environments where distances are extreme and connections are intermittent; hence calling for well-tailored network protocols is essential [98]. As a good alternative, NASA, for example, relies on delay/disruption tolerant networking (DTN) [99]–[101] architecture as an intuitive solution for space missions as it can handle excessive delays and fast-changing environment, and yet maintain reliability.

The Consultative Committee for Space Data Systems (CCSDS), which is one of the most important organizations that discuss and set standards for space data systems, recommends architectures for space networks, such as space communications protocol specifications (SCPS) architecture [102], space packet protocol (SP)-based architecture [103], IP architecture. Due to its ability to handle long and variable delays and link intermittent connectivity issues, DTN, however, is the most persuasive architecture. The automatic store-and-forward feature of DTN, which allows packets to be forwarded to the next destination only if the availability of the corresponding link is ensured [104], is making the DTN architecture a natural choice for severe environment [104], [105].

DTN architecture consists of the application, bundle, transport, internet, data link, and physical layers. Below we discuss some of the fundamentals and functionalities of the DTN architecture layers, along with some corresponding protocols and how they are designed to be dedicated to DS internetworking.

Starting from the application layer, CCSDS file delivery protocol (CFDP) is a widely used protocol [106]. In this protocol, the data units are delivered independently from each other, aiming to increase the amount of communicating data [107], [108]. Space missions, however, do not only rely on file transfer for all their communication requirements. CCSDS proposed messaging exchange protocol called asynchronous message service (AMS), which is suitable, for example, in real-time control and robotic operation collaboration. AMS is designed to reduce the communication burden of space missions and hence their cost and risk of failure [109]. The next layer of the DTN architecture is the bundle. This layer distinguishes DTN from the conventional transmission control protocol/internet protocol (TCP)/(IP) architecture. Due to frequent disruptions with long transmission delays, in a

hop-by-hop transport fashion, the bundle layer that only has the bundle protocol (BP) adds a store-and-forward mechanism for each DTN node, i.e., every engine that runs BP in the network, and the data sent in large packets called *bundles*. The BP mechanism is different than end-to-end protocols such as TCP, where reliability is achieved through end-to-end acknowledgments and retransmission excluding the intermediate nodes [110]. TCP or end-to-end protocols have decreased transport efficiency if used in the DS network [99]. The hop-by-hop principle, however, enhances transport efficiency in such challenging environments [99].

To enhance reliability and reduce congestion, BP supports custody transfer which is an automatic retransmission request (ARQ) mechanism that takes custody of a bundle, node by node, until it reaches its destination [111]. An optional end-to-end acknowledgment feature [112] could be used for situations where original data senders are hard to reach for a request of re-transmission [113]. Furthermore, BP can interface between different transport protocols and optimizes transportation in a heterogeneous DS networks [114].

As the topologies of DS networks and propagation delays are time-variant, conventional routing protocols, most built on top of TCP, are not efficient for them [99]. In efforts to tackle these challenges, contact graph routing (CGR) protocol has been developed for space networks based on DTN architecture [115]. CGR exploits the mission communication operation plans to construct a contact graph that maps time-varying network connections which is used as a consequence for bundles' best route calculation. TCP is considered an option for reliable data transmission over proximity links in the transport layer. User datagram protocol (UDP) could be another option for loss-tolerant connections [126]. On the other hand, the Licklider transmission protocol (LTP) [121] comes as an alternative transport protocol designed to overcome long delays and frequent interruptions. However, convergence layer adapters (CLAs) are needed to use a transport layer protocol with BP. These adapters are responsible for carrying out bundles to the corresponding transport protocol [127]. Examples of adapters are TCP, UDP, and LTP-based CLAs [128]. LTP is the most common transport layer protocol used in DS. It has most of the UDP and TCP functions; LTP, however, does not perform handshakes or congestion control like TCP [129]. Some efforts have been made to improve LTP in memory consumption [130], reliability and energy efficiency [131].

When it comes to addressing nodes and packet delivery, i.e., internet layer functionalities, nodes that are communicating in the same region, protocols like IP can be used [132]. In an attempt to make IP more compatible with the space environment, however, IP over CCSDS space links (IPoC) is recommended [123].

If a sender is located in a region different than the destination, however, e.g. two different planets, bundles are addressed differently for more effective routing. Addresses are represented in a naming structure called universal resource identifiers (URI), also referred to as endpoint identifiers (EID) [127]. Each DTN node gets associated with an identifier, a type of address that specifies the region, application, and host.

Packets from the internet layer get encapsulated either

TABLE IV: DTN ARCHITECTURE AND A CORRESPONDING CCSDS PROTOCOL STACK

Layers	Protocol	Functions & Mechanism	Advantages	Disadvantages
Application	CFDP	It is capable of file transfer, delivery, and storage management services, namely loading, dumping, and controlling [116]. It assumes that communication entities have storage mediums called filestore. The protocol operates by copying data between these mediums. It has a delivery process that gives the capability of transferring files in arbitrary networks and works in a reliable as well as an unreliable mode	Scalable, minimizes the resources required to only the necessary elements for file transfer operation [116]	Causes overhead in the network when used along with some other subsequent protocols [38], [106], does not perform well for one-directional transmission long-delay communication link [117]
	AMS	AMS provides a asynchronous message exchange services [118]. It is designed to make the functioning parts of an application, called modules, operate in isolation and make communication between these modules self-configuring. Hence complexity of the moulder data system is reduced	Simple to use, highly automated, flexible, robust, scalable, efficient [109]	-
Bundle	Bundle	It achieves overlay network principle which provides hop-by-hop transmission for data delivery and status reporting [111]. Information is sent in bundles, large groups of data, in a store and forward fashion and optional custody transfer network [119]	Data accountability, reliability in heterogeneous networks [111]	Relatively high memory consumption [111], not 100% reliable [120]
Transport	LTP	It provides optional reliable communications. It divides blocks of data into crucial data that need to be transmitted reliably, which called the red-part, and the rest as the green-part data, that does not necessarily need reliable delivery [121]	High throughput for the application level data, i.e. high good-put [122]	In-order delivery is not supported, low performance for short distance and small delay, with low BER link [122]
Internet	IPoC	IPoC specifies the implementation of the IP protocol over CCSDS SDLPs. The protocol data units (PDU) of IP get encapsulated by EP and then sent for framing by SDLP [123]	IPv4 and IPv6 are commercially available technologies directly implemented in space, with good transfer performance and cost-effectiveness for short links [110]	Routing fails in long delays [123]
Data link	USLP	It utilizes features and functions of existing CCSDS data link protocols which are Prox-1, TC, TM, and AOS, with added advances. It was developed to meet the requirements of space missions for efficient transfer of data [124]	Designed to reduce cost and complexity, increases data rate, and meet the required data rate expected for DSOC, which can not be reached with the previous CCSDS standards [124]	-
Physical	CCSDS-HPE	It specifies the characteristics of the transmitted laser signal [125]	-	-

by space packets (SP) [103] or encapsulation packets (EP) protocols [133] and then packets go through the framing process by the data link layer with protocols provided by the SDLPs. These protocols are telecommand (TC) [134], telemetry (TM) [135], proximity-1 (Prox-1) [136], advanced orbiting systems (AOS) [137], and unified space data link protocol (USLP) [138]. CCSDS SDLPs are responsible for transferring data with different types and variable lengths in space links. TM, AOS, and USLP can be used for optical communications [125].

Frames go through coding and synchronization data link sub-layer to prepare them to the physical layer, which transmits them to the medium based on the physical layer technical standard. For DSOC, high photon efficiency (HPE) specifications are recommended by CCSDS to be used in the physical layer. This standard characterizes the transmitted laser signal, including used modulation and related parameters, for space-ground and ground-space links [125].

In Table IV, we present some other aspects of the most significant and advanced DS protocols discussed above corresponding to their layers from the DTN architecture.

A. Discussions and Outlook

Combining protocols may lead to internetworking issues. Although CFDP accomplishes reliable file transmission, for example, it results in overhead when combined with BP and LTP. Kim et al. in [106] attempt to derive an optimization model to decrease the DTN network overhead for space missions caused by CFDP. In addition, to handle the performance degradation of CFDP over long-delay and one-directional communication links, erasure coding, which helps overcome packet loss due to link degradation and hence enhances overall performance, is suggested to be implemented [117]. There are encouragements to conduct further research to optimize the use of erasure coding in the DTN architecture though [110]. Even though the principle of hop-by-hop transmission adopted by BP enhances the transport efficiency, if one of the nodes fails, the bundle would be permanently lost. The end-to-end transmission mechanism is revisited to improve reliability, and new protocols have been developed for this purpose. One of these protocols is the deep-space transport protocol (DS-TP). DS-TP serves fast file delivery, two times faster than other conventional transport protocols under specific conditions [139].

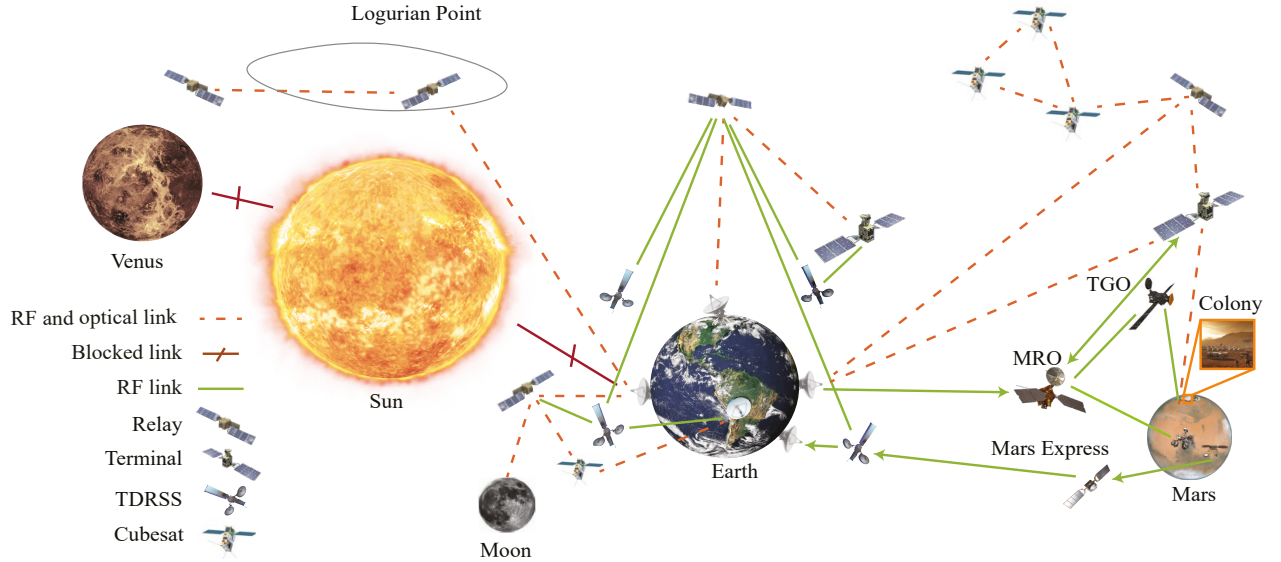


Fig. 6: Next-generation optical IPN.

However, when there is a difference in error rate estimation between a sender and receiver, DS-TP causes a malfunction in the re-transmission process [140], and it is considered to be not bandwidth efficient [129]. Despite the efforts made to analyze this protocol performance, much work is needed to fully understand its operation.

CGR, due to its accuracy and efficiency, has been gaining attention recently and is shown to be the most effective routing protocol for space networks. Nonetheless, CGR faces many challenges, making it an intriguing area for researchers. To enhance CGR resilience, for example, there is ongoing research on how to deal with uncertain contacts and take advantage of the opportunistic connections that are not scheduled [141]. In addition, CGR is not scalable as its computational complexity increases exponentially with the size of the network [142].

In [143], the authors proposed the earliest arrival optimal delivery ratio (EAODR) routing algorithm. When it comes to scheduling contacts, unlike the CGR, EAODR accounts for the earliest available contact and future contact that may lead to better performance. As a consequence, EAODR offers a 12.9% delay reduction over CGR.

Despite the efforts in developing DS internetworking protocols, some aspects like DTN scalability, network topology dynamicity, links, and entity heterogeneity are still open research challenges [110]. More advanced DTN protocols tailored for DS links accounting for the high delays and intermittent losses while still guarantying high capacity are needed. Furthermore, DS internetworking protocol needs to account for future services such as multicast/broadcast and be efficient as satellite-to-Earth transmission to meet the demand for expanding human presence in the Solar system. Achieving redundancy by deploying more relaying systems orbiting over the different planets and moons can contribute toward achieving such a goal.

VI. ADVANCES OF DSOC

Having discussed the key physical layers techniques and networking protocols along with their performance in the field of DSOC in sections III- V, we in this section address a number of other field emerging technologies and advancements that promise to address a number of the challenges, discussed in Section II, and take DS communications to the next level. The section reviews some research and implementations efforts done in direction of the IPN, OAM, QC, and RF/FSO systems and identifies gaps to be explored.

A. Interplanetary Network

NASA has three operational networks that provide communication services to support missions: DSN, near-Earth network (NEN), and space network (SN). DSN is the primary network that is responsible for most of the space missions communications worldwide. While DSN consists of three stations distributed around Earth separated by 120° for full coverage, NEN consists of ground stations that provide communication and tracking services from low-earth orbit to lunar orbit [144]. SN has a constellation of geosynchronous relays, which consists of 10 satellites called tracking and data relay satellite system (TDRSS) along with two ground facilities, which will undergo a complete redesigning of the architecture as arranged by the Space Network Ground Segment Sustainment (SSGS) project, to modernize the system to be capable of handling a few gigabits per second data rate capabilities [145].

The goal of the IPN is to provide connectivity all around the solar system, meeting the demand for high data volumes, including video-streaming and high-quality images transmitted by the ever-increasing number of missions. The IPN will ultimately need to be accessible by the public [146]. Connecting DSN, NEN, and SN networks is the first step in deploying

the IPN. In Fig. 6, we demonstrate the envisioned, based on studies from [147], [148] and [53], current IPN architecture.

Currently, through RF links, Mars and the Moon elements have merely an access to the main Earth network. In the future, however, planets will have their own networks, and the IPN will become a network of networks. Each planet, as depicted in Fig. 6, will have a dedicated relay that offers a continuous connection to Earth through optical and RF-based links, referred to as a trunk links [147]. Local services between planet elements are to be made possible through other, more available, optical and RF-based, links referred to as proximity links. The orbiting satellites around Mars, Mars reconnaissance orbiter (MRO), trace gas orbiter (TGO), and Mars Express, shown in the figure, are all part of the current Mars relay system. They are displayed to demonstrate Earth-Mars uplink and downlink communications. Terminal satellites, also shown in the figure, may act as a link to convert optical signals to RF and vice versa. Hence, providing a significant advantage in overcoming atmospheric effects [53].

To avoid interplanetary link unavailability due to obstruction and Sun-Earth conjunction, spare interplanetary communication links through spacecrafts located at Lagrangian points are to be included [148], as depicted in Fig. 6.

In addition, to implementing FSO-based relays, which are expected to offer 300 Mbps, for example, for Mars distances [147], FSO-based cubesats, which are SWaP reduced satellites and, in some cases, landers, are emerging to provide a 2 Gbps rate when thousands of them are implemented [149], [150]. The first two interplanetary cubesats launched by NASA in 2018, Mars Cube One (MarCO) probes, have successfully been deployed for navigation and monitoring of Mars [151]. The MarCOs mission, which is still operational, suggests more utilization of cubesats for future missions [152]. Lately, to improve the IPN further, it has been suggested to use asteroids as interplanetary relays [153]. It is proposed to use cubesat landers to form multiple antennas on the surface of an asteroid. Based on the numerical analysis provided in [153], an antenna of 400 m² size provides up to 80 Mbps in Mars distances. Although cubesat is a promising technology, networking issues resulting from long communication distances can become even more severe as the number of IPN nodes becomes large. For example, when cubesats are implemented in large quantities, network protocols like CGR, and similarly EAODR, become inefficient [154]. To mitigate that, however, rate adaptation with a bandwidth fair-sharing mechanism is suggested, for example, to enhance the process of bundle transfer and management [154].

B. Orbital Angular Momentum

To better utilize the tremendous capacity offered by FSO, a great deal of attention is being given to exploring the potential of merging the FSO with OAM multiplexing, which emerges as a technology to solve the high data rate demand of future terrestrial [155]–[160] and DS communications [54], [161]–[163]. OAM does not only tremendously enhance the spectral efficiency, but also it offers a great deal of improvement for two other very important aspects of communications,

namely energy and security, as discussed by [164] and [165], which concern terrestrial OAM communications. Thanks to the fact that the helical wavefront of a photon is distributed in infinite ways (or modes) spatially, allowing waves with various phase fronts to be multiplexed and transmitted over the same frequency spectrum since they can be distinguished after they propagate in space.

1) **OAM Beams Representation:** OAM modes are derived from the Laguerre-Gaussian (LG) mode. The mathematical description of the electromagnetic wave, in the cylindrical coordinates, of the LG beam mode is given as

$$E(r, \phi, z) = \frac{C^{|l|}}{w(z)} \left(\frac{\sqrt{2}r}{w(z)} \right)^{|l|} \exp\left(\frac{-r^2}{w(z)^2}\right) L_p^{|l|}\left(\frac{2r^2}{w(z)^2}\right) \times \exp\left(-i\frac{kr^2z}{2(z^2 + z_R^2)} + il\phi + i(2p + |l| + 1)\arctan\left(\frac{z}{z_R}\right)\right), \quad (9)$$

where r , ϕ , and z are cylindrical coordinates, ϕ is the azimuthal phase profile taking values from 0 to 2π . l is the azimuthal index that specifies the mode, which translates to the number of twists per wavelength. The sign of the mode (positive or negative) represents the direction of twist (clock or counter clockwise, respectively). p is the radial mode index which indicates the polarization of the beam. z_R is the Rayleigh range which is the distance from the beam waist to where the cross-section of the beam is doubled, it is equal to $z_R = \pi w_0^2/\lambda$, where w_0 is the beam waist at $z = 0$. $w(z) = w_0\sqrt{1 + z^2/z_R^2}$ is the radius of the beam at z . $L_p^{|l|}$ is the associated Laguerre polynomial, $C^{|l|} = \sqrt{\frac{2p!}{\pi(|l|+p)!}}$, and $\arctan(z/z_R)$ is the Guoy phase shift which is $n\pi/2$ axial shift that a converging light wave experiences as it passes through its focus, where n is a dimension that equals 1 in case of cylindrical wave and 2 when the wave is spherical [166].

2) **OAM Beams Generation:** The generation of OAM beams could be done using a spiral phase plate (SPP), which is a crystal plate that has a helical shape structure that converts a Gaussian beam to an OAM. Other OAM generation techniques involve the use of diffractive phase holograms, meta-materials, cylindrical lens pairs, fiber gratings, and couplers. Q-plates can also convert the spin angular momentum (SAM) of light to OAM [167]. Another generation method is computer-generated holograms (CGHs) printed on spatial light modulators (SLMs). Wang et al. in [162] discussed the use of CGH, SPP, and SLM methods in DSOC and opted to use SLM in their work for having a number of advantages over the other schemes including having a higher control accuracy and resolution. Dammann optical vortex grating (DOVG) [168] is another OAM generation method than can modulate more OAM modes than the SPP and generate independent collinear OAM channel [169].

3) **OAM Modes Detection:** In general, detection of OAM modes, in some cases, can be easily done by only using a camera and machine learning algorithms [170], but for withstanding some propagation effects, detection, on the other hand, can be achieved using either the inverse helical phase hologram, q-plates, SPP, photonic integrated circuit, free-space interferometers, which is an instrument for measuring optical

properties, or mode sorter, which is capable of demultiplexing multiple of orthogonal spatial components occupying the same space, which means its efficient detection technique when large number of OAM modes is used in the same medium. The most common used detection method is the CGH on the liquid crystal SLMs [170], as it can detect OAM beams with different charges and obtain the beams amplitude and phase information with high accuracy [171]. Specifically for DS the holographic or interferometric methods are recommended to be used for obtaining high photon efficiency [54], [161]. In the context of DSOC, while Wang et al. in [162] considered SLMs for OAM detection, and Zhang et al. in [163] used SPPs.

4) **OAM Configurations:** Specific configurations in the generation side result in different beam types, such as Mathieu, Hermite-Gaussian [172], Bessel, Ince-Gaussian, vortex, vector, hypergeometric, and LG beams, each of which has different characteristics. For example, perfect vortex beams could perform better than LG beams under turbulence for a QC based system [173]. Bessel beams, on the other hand, are diffraction-free and have a superior self-healing capability, size preserving for example, hence resiliency against AT but only for very limited distances [174]–[177]. LG beams, however, which also have the self-healing property, propagate for farther distances [178].

5) **DS OAM Implementation Challenges:** Many recent research and experimental work have, unprecedentedly, exhibited very significant results in the possibility of establishing hundreds of terabits per second capacity for OAM-based communications, as we elaborate in Table V. Nevertheless, there are some major challenges facing DSOC OAM implementation, as we demonstrate below.

Atmospheric turbulence: OAM modes can be subject to propagation effects, which can lead to crosstalk between the modes and affect the orthogonality between OAM states. Even though AT is not of concern in space-to-space links [29], it is the main challenge of OAM-DSOC probe-to-Earth links.

Spatial spread: The LG beam intensity profile exhibits a donut-like shape that gets bigger, i.e., spreads more spatially or diverges, as they travel in space making their detection at DS challenging. In Fig. (7), we show the LG beam intensity profile and spatial distribution for $l = 0, \pm 1, \pm 2$ at the communication distance of 410 Mkm when the transmitter diameter is considered to be 1 m. We can notice from the figure that OAM beams preserve their shape even after traveling very long distances and that beams spread more as the mode number increases. The spread and shape of different OAM modes are of crucial importance when it comes to locating DS communications nodes so that it is guaranteed that the singularity in the middle of a beam is avoided. In addition, although it has been proven experimentally that OAM modes can be detected even if the LG beam is partially received as a way to emulate the divergence of beam over relatively small distances [179], the partial signal detection of the OAM beams at DS distances, for our best knowledge has never been addressed, and it is yet to be investigated.

Lateral displacement error: Keeping the LG beam axis and the receiving end fully aligned is difficult for an actual communications systems. For long-distance transmissions, this

requirement is even more challenging. Alignment error does not only render optical power loss but also, more crucially, causes expansion of the spiral spectrum resulting in crosstalk effect and mode detection difficulty [180]. Even though, it has been shown that the later offset can improve resiliency against eavesdropping [181], it may not be of advantage to DS communications.

6) **OAM Challenges Mitigation:** Although there are significant contributions addressing the OAM challenges at limited distances, as we elaborate in Table V, only a few are addressing them at DS distances. The OAM detection challenges in the presence of divergence issue and the possibility of recovering modes from a small fraction of the OAM beam traveled DS distance. Even though imperative in the OAM technology implementation, it is still an open research problem. Aside from [54], [161]–[163], no other references analyzed OAM challenges in DS. The authors in [54] proposed combining the LDPC code with OAM-based modulation schemes to overcome AT effect. With their presented methods, the authors of [161] achieved a spectral efficiency of $N^2/\log_2(N)$ over that of PPM modulation, where N is the number of OAM modes. Wang et al. in [162] proposed encoding OAM states of a single photon with the deployment of relay nodes to enable a reliable and secure transmission. Analyzing the performance of the idea is missing though. In [163] weak beam intensity detection in presence of a high background noise has been realized using PC detectors, using a parallel coding method evaluated through theoretical simulation and experimental results, demonstrating the possibility of achieving a high capacity and low BER over long-distance communications in DS.

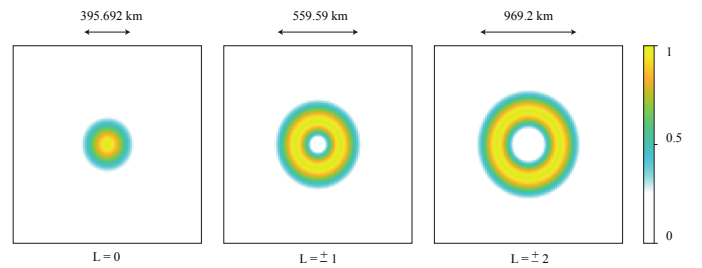


Fig. 7: OAM beam dimensions and intensity at the farthest Earth-to-Mars distance.

C. Quantum Communications

Some of the quantum properties have gained attention for being used in space [190], DS [191], and terrestrial [190] communications. Even though, enormous efforts have been dedicated to terrestrial free-space and fiber optical quantum communications, interestingly, when it comes to long distances communications, space links tend to be more suitable [192], [193].

The quantum technology is expected to break through the limit of classical technologies in the aspects of communications security, computational capabilities, as well as information transmissions. Theoretically, quantum cryptography

TABLE V: Terrestrial & DS OAM STATE-OF-THE-ART

Reference	Year	Model key aspects	Distance	Key findings
Area: capacity improvement				
[54]	2010	LDPC-coded OAM modulation in presence of AT	> 2 Mkm	Capacity of 100 Gbps could be implemented in DS
[161]	2011	LDPC-coded N modes OAM modulation and multiplexing	> 2 Mkm	The spectral efficiency of the proposed scheme is $N^2 \log_2 N$ times better than PPM
[156]	2012	80 Gbps 16 quadrature amplitude modulation (QAM) polarization multiplexed with 16 OAM modes	1 m	Capacity of 2.56 Tbps and spectral efficiency of 95.6 b/s/Hz
[157]	2014	100 Gbps quadrature phase-shift keying (QPSK) signal on 42 WDM channels with 12 OAM modes with polarization and wavelength multiplexing	1 m	Capacity of 100 Tbps
[182]	2014	54.139 Gbps Orthogonal Frequency-Division Multiplexing (OFDM) 8 QAM signals over 368 WDM pol-muxed 26 OAM modes		Capacity of 1.036 Pbps and spectral efficiency of 112.6 b/s/Hz
[160]	2015	52 OAM modes with polarization multiplexing carrying Nyquist 32-QAM signals		Capacity of 8.16 Tbps and ultra-high spectral efficiency of 435 b/s/Hz
[159]	2019	100 Gbps QPSK 4 OAM OAM-multiplexed channels-based on multiple-input multiple-output (MIMO)/ spatial-mode multiplexing (SMM)	4 km	Capacity of 400 Gbps
[163]	2022	16 OAM states 16 SP detectors coincidence, background noise of 10^7 counts per second	> 2 Mkm	BER, order of magnitude better than the traditional PPM, is as low as 1.27×10^{-5} . The channel capacity is 12 times more than that for the PPM
Turbulence compensation				
[183]	2019	diffraction deep neural network (D2NN) 10 types of multiplexed OAM modes		Recognition accuracy of 50% in high turbulence strength and 100% for medium and weak turbulence levels
[184]	2020	Using Gerchberg-Saxton algorithm and convolutional neural network (CNN) to overcome AT	1 to 6 km	Recognition accuracy of in high turbulence strength of 69.50% To 100% for medium and weak turbulence levels
[185]	2020	Recognition of OAM modes propagated in AT using CNN	1 to 6 km	Recognition accuracy of 97.1% under moderate turbulence and 80% under strong turbulence
[186]	2020	Sensorless adaptive optics and a CNN demodulating OAM modes	1.2 km	BER under strong turbulence decrease from 10^{-2} to 10^{-4}
[187]	2020	Adaptive optics compensation approach based on the Wirtinger flow algorithm	1 km	Root-mean-square error reduced by a factor of 10^{13} compared with algorithm Gerchberg-Saxton
Partial reception				
[179]	2013	Using infrared camera with SLM and a technique to transform OAM states into transverse momentum states	4 km	Capacity of 200 Gbps
[188]	2018	Considering area reduction receivers to reduce interference between modes	1 km	Two reduced-area receivers achieve 12 b/s/Hz higher rate at SNR 30 dB over a complete area receiver
[189]	2019	Using synthetic partial aperture receiving (SPAR) approach for OAM beams demultiplexing including the use of multiple receiver separately located		Up to 46.2% reduction in crosstalk intensity. Achieving a crosstalk intensity as low as 7.71% with a four non adjacent states and no more than 22% for a two adjacent modes

promises to obtain an absolute secure channel. There are many QC techniques among which are quantum key distribution (QKD) [194], quantum teleportation (QT) [195], quantum secret sharing (QSS) [196], and quantum secure direct communication (QSDC) [197].

1) *QC Implementation Challenges:* QKD protocol, which is used in free space communications as well as fiber optics, has been proven to achieve an average secret-key rate of 47.8 Kbps for up to 2600 km distance [198]. However, a global QKD and similarly scalable QC techniques significantly challenging to be realized, mainly due to the fact that quantum repeaters are challenging to be deployed [199]–[202]. Implementations of such repeaters require high accuracy of quantum measurements, operations, and memory efficiency. Nevertheless, there are attempts promise the practicality of quantum repeaters [203].

2) *DS QC Implementation Efforts and Solutions:* Theoretical and experimental results have shown that QC can increase the capacity of classical channels with methods, for example, superdense coding [204], [205], and superadditivity [205], [206]. Rengaswamy et al. in [207] demonstrated that quantum-optimal joint detection receiver which is based on the belief propagation with quantum messages (BPQM) algorithm [208], that, through the superadditivity concept can enhance classical communications. Such a receiver detects complete codewords getting, for BPSK pure-loss channel, to the possibility of attaining Holevo limit, hence it becomes suitable for DSOC. In the same direction, [209] showed that joint detection receivers out perform one at a time codeword BPSK demodulators reaching five times classical decoders rate. Kwiat et al. in [205] attempted to make QC possible in DS, taking advantage of the less lossy channel through superdense coding which enhances the classical communications capacity by a factor of two

without the need for preparing entanglement which is not easy to set up. Realization of superdense teleportation protocol (SDT), proposed in [205] as a candidate in DS and long distance communications in general, which is implementable in a high fidelity, is in progress [210]. Going beyond those accomplishments and establishing a quantum link by entangled photons in DS is still a goal, for example for the Deep Space Quantum Link (DSQL) project [191], which would require high performance QC system to be achieved [211]. Within the next decade, a full quantum teleportation from the Earth to Lunar Gateway, which is a space station that would be orbiting the Moon, though, is expected to be achieved [212].

D. Radio Frequency/Free Space Optical Systems

Despite the tremendous amount of performance gain FSO can offer to space communications proven through research and demonstration projects, RF technology still dominates space communications facilities for maturity and economic reasons. Owing to its ability to tolerate some weather conditions and AT along with its high tolerance for pointing precision, RF technology continues to appeal to the space industry. The idea of combining RF and FSO systems, in this regard, is emerging to get the best of both worlds.

The two schemes for integrating these technologies are hybrid RF/FSO and dual-hop RF/FSO. While a hybrid RF/FSO system combines the RF and FSO technologies in parallel, dual-hop RF/FSO implement them in series. The ability of hybrid RF/FSO to switch between RF and FSO leads to overall DS system performance improvement [213]. In addition, RF/FSO dual-hop method increases coverage, enhances DS communications reliability, and lowers the overall system cost [214], [215]. In [214], for example, the authors demonstrated the benefits of using dual-hop RF/FSO in lowering the probability of link outages in the presence of solar scintillation. Similarly, authors of [216] analyzed the performance of RF/FSO systems and showed that they outperform both the FSO and RF links in weak to moderate coronal turbulence. They also showed that the BPSK modulation outperforms some other commonly used schemes in such an environment. [217] has also shown that combining RF/FSO with OAM increases spectral efficiency. To boost capacity and reduce the effects of turbulence in DS, furthermore, [218] suggested combining OAM multiplexing in a MIMO system, which operates with modified PPM modulation with spatial mode multiplexing in a hybrid RF/FSO system.

E. Discussions and Outlook

The term IPN is now used to categorize networks that connect a number of spacecraft placed in different regions of space. For example, a network consisting of a number of Mars and Earth satellites is referred to as a third IP network [219]. However, the envisioned IPN is a network that connects all planets elements analog to the Internet on Earth reliably. The IPN will need to handle the growth of the multimedia data volume [220].

OAM is getting a lot of attention outside the scope of DS communications, and this is due-owing to its tremendous

capacity, which makes it a strong candidate for the upcoming big data era [221]. OAM has a remarkable performance in fiber optics as it can offer a large capacity for long-distance transmission [222]; the number of modes the fiber could handle, for example, can reach 394 [223]. When it comes to wireless communications, nonetheless, OAM performance can be significantly impacted by signal transmission distance, AT, and the ability to detect partially received beams. Hence, although some aspects indicate the interest in this technology in DS [161], more investigation and maturity for the technology will be needed until it becomes applicable to DS.

Among the other advantages quantum communications offer, the improvements they promise in terms of capacity, making them attractive to be implemented in DS to overcome the ultra-long distances losses and meet the demand for the high rate. It will be even of more interest to integrate, for channel multiplexing, OAM with QC, a similar idea was implemented in [224] for a fiber optic link, boosting the capacity even further.

Although implementing quantum repeaters is challenging. Studies have interestingly shown Earth-to-space, suffer less than their terrestrial counterparts from turbulence, hence quantum communications have been possible over them, reaching a distance of 1200 km without the need of repeaters [192], [193]. As the turbulence effects are even less between space-to-space links, it would be of interest to expand such studies in the DS.

DS systems have shown to be an effective method to offer reliability enhancement and communications improvement, for example, in terms of BER and outage probability [225], spectral efficiency [217], and link outage probability [214]. The gain of the technology will possibly, soon encourages the space industry to start implementing the FSO beyond the scope of research and development to meet the future demand for DS connectivity and capacity enhancement, especially since it seems the RF technology maturity along with the RF-to-FSO transition cost are leading to deferring doing so.

VII. CONCLUDING REMARKS

A. Lessons Learned

Our paper reviewed DSOC from various perspectives, addressed related challenges, and identified solutions. Literature lacks any recent surveys in the area despite the need driven by the Solar system exportation interest.

FSO emerges as a candidate to cope with existing barriers limiting data rates for DS communications. We provided the technology corresponding link budget and identified related implementation challenges, including number of losses, turbulence effects, and pointing errors. Furthermore, we discussed different DSOC physical layer characteristics, including modulation, coding, and detection approaches. Advantages of different techniques have been identified; however, further studies are needed. For example, although PPM is preferable in DS, this scheme has limitations when high data rates are required. We analyzed channel capacity, as a way to measure performance, for the most recommended modulation and detection schemes. In addition, we outlined a different

networking protocols and provided a detailed discussion of the DS stack structure. The bundle layer is introduced to DS compared to the TCP/IP stack and is crucial to achieving high reliability while accounting for the DS link characteristics. When the complexity and structure of missions change, several studied DS protocols do not work efficiently; hence, more investigations are needed to comprehend that.

To cover most DS communications advances, we studied the futuristic IPN and discussed related contributions and implementation requirements. Furthermore, we emphasized that OAM is a great candidate that promises to achieve high data rates in DSOC systems. However, the primary challenges facing FSO OAM are the partial beam reception and the limited distance transmission. Moreover, we addressed the limitations of applying the emerging quantum communication technology in DS which is getting attention as another candidate for improving communications link capacity. Finally, we reviewed the efforts that demonstrate how combining FSO with RF technology improves link reliability.

B. Conclusion

The success of space exploration missions relies heavily on the reliability and efficiency of DS communications. That is achieved through different technologies and protocols that can overcome the unique challenges of DS. In this paper, we provided an overview of different technologies and protocols for making DS communications more efficient in terms of reliability and data rate. We also discussed related challenges and suggested solutions. We presented a detailed discussion and outlook regarding covered DSOC physical layer characteristics, physical performance analysis, protocols, and the field advances. We covered the future requirements that need to be fulfilled to cope with the changes in space mission goals and complexity, including compromising between the matured existing technologies and recent advances. The paper should provide a basis for researchers interested in learning about and contributing to the underlying technologies

ACKNOWLEDGEMENT

The authors would like to thank Abderrahmen Trichili and Bassem Khalfi for their valuable inputs and feedback for the paper.

ABBREVIATIONS

AMS	Asynchronous Message Service
AOS	Advanced Orbiting Systems
APD	Avalanche Photo Diode
ARQ	Automatic Retransmission ReQuest
AT	Atmospheric Turbulence
BER	Bit Error Rate
BP	Bundle Protocol
BPQM	Belief Propagation with Quantum Messages
BPSK	Binary Phase-Shift Keying
CCSDS	Consultative Committee for Space Data Systems

CFDP	File Delivery Protocol
CGH	Computer-Generated hologram
CGR	Contact Graph Routing
CLA	Convergence Layer Adapters
CNN	Convolutional Neural Network
D2NN	Diffraction Deep Neural Network
DOVG	Dammann Optical Vortex Grating
DS	Deep Space
DS-TP	Deep Space Transport Protocol
DSN	Deep Space Network
DSOC	Deep Space Optical Communications
DSQL	Deep Space Quantum Link
DTN	Delay/Disruption Tolerant Networking
EAODR	Earliest Arrival Optimal Delivery Ratio
ECC	Error Correction Code
EDRS	European Data Relay System
EID	Endpoint Identifiers
EP	Encapsulation Packets
FER	Frame Error Rate
FoM	Figure of Merit
FSO	Free Space Optical Communication
GmAPD	Geiger-Mode Avalanche Photodiode
HPE	High Photon Efficiency
InGaAs	Indium Gallium Arsenide
IP	Internet Protocol
IPN	Interplanetary Network
IPoC	IP Over CCSDS Space Links
LDPC	Low Density Parity Check
LG	Laguerre Gaussian
LLCD	Lunar Laser Communication Demonstration
LTP	Licklider Transmission Protocol
MarCO	Mars Cube One
MIMO	Multiple Input Multiple Output
MLCD	Mars Laser Communication Demonstration
MRO	Mars Reconnaissance Orbiter
NASA	National Aeronautics and Space Administration
NEN	Near-Earth Network
NS	Number State
OAM	Orbital Angular Momentum
OFDM	Orthogonal Frequency-Division Multiplexing
OOK	On-off Keying
PC	Photon-Counting
PDU	Protocol Data Units
PPB	Photon Per Bit
PPM	Pulse Position Modulation
Prox-1	Proximity-1
PSA	Phase-Sensitive Optical Amplifiers
QAM	Quadrature Amplitude Modulation
QC	Quantum Communication
QKD	Quantum Key Distribution

QPSK	Quadrature Phase-Shift Keying
QSDC	Quantum Secure Direct Communication
QSS	Quantum Secret Sharing
QT	Quantum Teleportation
RF	Radio Frequency
RS	Reed-Solomon
RSPPM	Reed-Solomon Pulse Position Modulation
SAM	Spin Angular Momentum
SCPPM	Serially Concatenated Pulse Position Modulation
SCPS	Space Communications Protocol Specifications
SDLP	Space Data Link Protocols
SDT	Superdense Teleportation Protocol
SLM	Spatial Light Modulators
SMM	spatial-mode multiplexing
SN	Space Network
SNR	Signal to Noise Ratio
SNSPD	Superconducting Nanowire Single Photon Detector
SP	Space Packets
SPAR	Synthetic Partial Aperture Receiving
SPC	Single Photon Coherent
SPP	Spiral Phase Plate
SQ	Single-Quadrature
SWaP	Size Weight and Power
TC	Telecommand
TCP	Transmission Control Protocol
TDRSS	Tracking and Data Relay Satellite System
TGO	Trace Gas Orbiter
TM	Telemetry
UDP	User Datagram Protocol
URI	Universal Resource Identifiers
USLP	Unified Space Data Link Protocol
WDM	Wavelength Division Multiple Access

REFERENCES

- [1] International Space Exploration Coordination Group, "Benefits stemming from space exploration," <https://www.nasa.gov/sites/default/files/files/Benefits-Stemming-from-Space-Exploration-2013-TAGGED.pdf>, 2013.
- [2] National Aeronautics and Space Administration (NASA), "NASA perseveres through pandemic, looks ahead in 2021," <https://www.nasa.gov/feature/nasa-perseveres-through-pandemic-looks-ahead-in-2021>, 2021.
- [3] SpaceX, "The Moon: Returning humans to Lunar missions," <https://www.spacex.com/human-spaceflight/moon>, 2020.
- [4] China National Space Administration, "Tianwen 1 makes orbital correction as Mars arrival draws near," <http://www.cnsa.gov.cn/english/n6465652/n6465653/c6811227/content.html>, 2021.
- [5] B. L. Edwards, R. Daddato, K.-J. Schulz, C. Schmidt, J. Hamkins, D. Giggenbach, B. Robinson, L. Braatz, and R. Alliss, "An update on the CCSDS optical communications working group," in *2017 IEEE International Conference on Space Optical Systems and Applications (ICSOS)*. IEEE, 2017, pp. 1–9.
- [6] International Space Exploration Coordination Group, "The global exploration roadmap," https://www.global-space-exploration.org/wordpress/wp-content/isecg/GER_2018_small_mobile.pdf, 2018.
- [7] H. J. Kramer, "Hope Al-Amal EMM (Emirates Mars mission)," <https://www.eportal.org/satellite-missions/emm-hope#spacecraft>, 2021.
- [8] A. Zak, "Robotic missions to Mars," http://www.russianspaceweb.com/spacecraft_planetary_mars.html, 2020.
- [9] The Planetary Society, "Every mission to Mars, ever," <https://www.planetary.org/space-missions/every-mars-mission>, 2021.
- [10] Wikipedia, "List of artificial objects on Mars," https://en.wikipedia.org/wiki/List_of_artificial_objects_on_Mars, 2021.
- [11] Wikipedia, "List of Mars orbiters," https://en.wikipedia.org/wiki/List_of_Mars_orbiters, 2021.
- [12] Jet Propulsion Laboratory (JPL), "Telecommunications - NASA Mars exploration," <https://mars.nasa.gov/mro/mission/spacecraft/parts/telecommunications/>.
- [13] spaceflight101, "Spacecraft Information MAVEN," <https://spaceflight101.com/maven/spacecraft-information/>.
- [14] National Aeronautics and Space Administration (NASA), "Viking 2 lander," <https://nssdc.gsfc.nasa.gov/nmc/spacecraft/displayTelemetry.action?id=1975-083C>, 2021.
- [15] J. Taylor, A. Makovsky, A. Barbieri, R. Tung, P. Estabrook, and A. G. Thomas, "Mars exploration rover telecommunications," in *Deep Space Communications*. Wiley Online Library, 2016, pp. 251–356.
- [16] National Aeronautics and Space Administration (NASA), "Mariner 4," <https://nssdc.gsfc.nasa.gov/nmc/spacecraft/display.action?id=1964-077A>, 2021.
- [17] National Aeronautics and Space Administration (NASA), "Viking 1 orbiter," <https://nssdc.gsfc.nasa.gov/nmc/spacecraft/displayTelemetry.action?id=1975-075A>, 2021.
- [18] National Aeronautics and Space Administration (NASA), "Mars 2020 mission communications," <https://mars.nasa.gov/mars2020/spacecraft/rover/communications/>, 2020.
- [19] European Space Agency, "From the Earth to the Moon and on to Mars ESA and NASA take decisions and plan for the future," https://www.esa.int/Science_Exploration/Human_and_Robotic_Exploration/ExoMars/ExoMars_2022_rover, 2022.
- [20] S. Cao, "Elon musk reveals SpaceX timeline for landing humans on Mars," <https://observer.com/2020/12/elon-musk-says-spacex-will-land-humans-on-mars-in-a-few-years-if-theyre-lucky>, 2020.
- [21] European Space Agency, "Exploring Mars," https://www.esa.int/Science_Exploration/Human_and_Robotic_Exploration/Exploration/Mars.
- [22] A. Seas, B. Robinson, T. Shih, F. Khatri, and M. Brumfield, "Optical communications systems for NASA's human space flight missions," in *International Conference on Space Optics-ICSO 2018*, vol. 11180. International Society for Optics and Photonics, 2019, p. 111800H.
- [23] P.-D. Arapoglou, M. Bertinelli, P. Concari, A. Ginesi, and M. Lanucara, "Benchmarking the future of RF in space missions: From low Earth orbit to deep space," in *2017 IEEE MTT-S International Microwave Symposium (IMS)*. IEEE, 2017, pp. 388–390.
- [24] D. S. Network, "DSN Telecommunications Link Design Handbook, 810–005 Rev. E," JPL, Pasadena, CA, 2009.
- [25] C. D. Edwards, R. Gladden, C. H. Lee, and D. Wenkert, "Assessment of potential mars relay network enhancements," in *2018 IEEE Aerospace Conference*. IEEE, 2018, pp. 1–8.
- [26] Jet Propulsion Laboratory (JPL), "Voyager," <https://voyager.jpl.nasa.gov/mission/science/>.
- [27] N. K. Lyras, A. D. Panagopoulos, and P.-D. Arapoglou, "Deep-space optical communication link engineering: Sensitivity analysis," *IEEE Aerospace and Electronic Systems Magazine*, vol. 34, no. 11, pp. 8–19, 2019.
- [28] H. Hemmati, A. Biswas, and I. B. Djordjevic, "Deep-space optical communications: Future perspectives and applications," *Proceedings of the IEEE*, vol. 99, no. 11, pp. 2020–2039, 2011.
- [29] H. Kaushal and G. Kaddoum, "Optical communication in space: Challenges and mitigation techniques," *IEEE communications surveys & tutorials*, vol. 19, no. 1, pp. 57–96, 2016.
- [30] A. Trichili, M. A. Cox, B. S. Ooi, and M.-S. Alouini, "Roadmap to free space optics," *J. Opt. Soc. Am. B*, vol. 37, no. 11, pp. A184–A201, Nov 2020. [Online]. Available: <http://opg.optica.org/josab/abstract.cfm?URI=josab-37-11-A184>
- [31] K. B. Fielhauer, B. G. Boone, and D. E. Raible, "Concurrent system engineering and risk reduction for dual-band (RF/optical) spacecraft communications," in *2012 IEEE Aerospace Conference*. IEEE, 2012, pp. 1–7.
- [32] K. Wilson, P. Leatherman, R. Cleis, J. Spinhirne, and R. Fugate, "Results of the compensated Earth-Moon-Earth retroreflector laser link (CEMERLL) experiment," NASA JPL, Tech. Rep., 1997.
- [33] A. Biswas, D. Boroson, and B. Edwards, "Mars laser communication demonstration: what it would have been," in *Free-Space Laser Com-*

- munication Technologies XVIII*, vol. 6105. International Society for Optics and Photonics, 2006, p. 610502.
- [34] M. E. Grein, A. J. Kerman, E. A. Dauler, M. M. Willis, B. Romkey, R. J. Molnar, B. S. Robinson, D. V. Murphy, and D. M. Boroson, "An optical receiver for the Lunar laser communication demonstration based on photon-counting superconducting nanowires," in *Advanced Photon Counting Techniques IX*, vol. 9492. International Society for Optics and Photonics, 2015, p. 949208.
- [35] A. Biswas, M. Srinivasan, S. Piazzolla, and D. Hoppe, "Deep space optical communications," in *Free-Space Laser Communication and Atmospheric Propagation XXX*, vol. 10524. International Society for Optics and Photonics, 2018, p. 105240U.
- [36] D. Y. Oh, S. Collins, T. Drain, W. Hart, T. Imken, K. Larson, D. Marsh, D. Muthulingam, J. S. Snyder, D. Trofimov *et al.*, "Development of the Psyche mission for NASA's discovery program," 2019.
- [37] R. Cesarone, D. Abraham, S. Shambayati, and J. Rush, "Deep-space optical communications," in *2011 International Conference on Space Optical Systems and Applications (ICSOS)*. IEEE, 2011, pp. 410–423.
- [38] T. De Cola, E. Paolini, G. Liva, and G. P. Calzolari, "Reliability options for data communications in the future deep-space missions," *Proceedings of the IEEE*, vol. 99, no. 11, pp. 2056–2074, 2011.
- [39] G. Zhang, Z. Xie, D. Bian, and Q. Sun, "A survey of deep space communications," *Journal of Electronics (China)*, vol. 28, no. 2, p. 145, 2011.
- [40] W. Wu, M. Chen, Z. Zhang, X. Liu, and Y. Dong, "Overview of deep space laser communication," *Science China Information Sciences*, vol. 61, no. 4, pp. 1–12, 2018.
- [41] M. A. Khalighi and M. Uysal, "Survey on free space optical communication: A communication theory perspective," *IEEE communications surveys and tutorials*, vol. 16, no. 4, pp. 2231–2258, 2014.
- [42] D. M. Cornwell, "NASA's optical communications program for 2017 and beyond," in *2017 IEEE International Conference on Space Optical Systems and Applications (ICSOS)*. IEEE, 2017, pp. 10–14.
- [43] B. J. Klein and J. J. Degnan, "Optical antenna gain. 1: Transmitting antennas," *Applied optics*, vol. 13, no. 9, pp. 2134–2141, 1974.
- [44] S. L. Booth and R. M. Manning, "Optical communication link assessment utilizing a modulated retro-reflector on mars," 2018.
- [45] H. Hemmati, *Near-Earth laser communications*. CRC press, 2020, vol. 1.
- [46] H. Hemmati, *Deep space optical communications*. John Wiley & Sons, 2006, vol. 11.
- [47] A. G. Alkholidi and K. S. Altowij, "Free space optical communications theory and practices," *Contemporary Issues in Wireless Communications*, pp. 159–212, 2014.
- [48] C. 141.0-B-1, "Optical communications coding and synchronization. blue book. issue 1," August 2019.
- [49] J. J. Degnan, "Millimeter accuracy satellite laser ranging: a review," *Contributions of space geodesy to geodynamics: technology*, vol. 25, pp. 133–162, 1993.
- [50] G. R. Osche, "Optical detection theory for laser applications," 2002.
- [51] D. Giggenbach and H. Henniger, "Fading-loss assessment in atmospheric free-space optical communication links with on-off keying," *Optical Engineering*, vol. 47, no. 4, p. 046001, 2008.
- [52] B. Moision and J. Hamkins, "Downlink budget for Mars: Modulation and coding," *The Interplanetary Network Progress Report*, pp. 42–154, 2003.
- [53] W. J. Hurd, B. E. MacNeal, G. G. Ortiz, R. Moe, J. Z. Walker, M. Dennis, E. Cheng, D. Fairbrother, B. Eegholm, and K. J. Kasunic, "Exo-atmospheric telescopes for deep space optical communications," in *2006 IEEE Aerospace Conference*. IEEE, 2006, pp. 12–pp.
- [54] I. B. Djordjevic and M. Arabaci, "LDPC-coded orbital angular momentum (OAM) modulation for free-space optical communication," *Optics express*, vol. 18, no. 24, pp. 24 722–24 728, 2010.
- [55] L. J. Deutsch, S. M. Lichten, D. J. Hoppe, A. J. Russo, and D. M. Cornwell, "Creating a NASA Deep Space Optical Communications System," in *Space Operations: Inspiring Humankind's Future*. Springer, 2019, pp. 43–62.
- [56] M. S. Bashir and M.-S. Alouini, "Signal acquisition with photon-counting detector arrays in free-space optical communications," *IEEE Transactions on Wireless Communications*, vol. 19, no. 4, pp. 2181–2195, 2020.
- [57] D. Y. Oh, S. Collins, D. Goebel, B. Hart, G. Lantoine, S. Snyder, G. Whiffen, L. Elkins-Tanton, P. Lord, Z. Pirkel *et al.*, "Development of the Psyche mission for NASA's discovery program," in *35th International Electric Propulsion Conference*, 2017, pp. 1–19.
- [58] J. I. Statman and C. D. Edwards, "Coding, modulation, and relays for deep space communication mars rovers case study," 2004.
- [59] J. Li, A. Hylton, J. Budinger, J. Nappier, J. Downey, and D. Raible, "Dual-pulse pulse position modulation (DPPM) for deep-space optical communications: Performance and practicality analysis," in *2012 International Conference on Wireless Communications and Signal Processing (WCSP)*. IEEE, 2012, pp. 1–7.
- [60] B. Moision and J. Hamkins, "Coded modulation for the deep-space optical channel: Serially concatenated pulse-position modulation," *IPN Progress Report*, vol. 42, no. 161, pp. 1–26, 2005.
- [61] R. Kakarla, J. Schröder, and P. A. Andrekson, "One photon-per-bit receiver using near-noiseless phase-sensitive amplification," *Light: Science & Applications*, vol. 9, no. 1, pp. 1–7, 2020.
- [62] R. K. Tyson, "Adaptive optics and ground-to-space laser communications," *Applied optics*, vol. 35, no. 19, pp. 3640–3646, 1996.
- [63] B. Moision, J. Wu, and S. Shambayati, "An optical communications link design tool for long-term mission planning for deep-space missions," in *2012 IEEE Aerospace Conference*, 2012, pp. 1–12.
- [64] J. L. Massey, "Deep-space communications and coding: A marriage made in heaven," in *Advanced Methods for Satellite and Deep Space Communications*. Springer, 1992, pp. 1–17.
- [65] D. Divsalar and F. Pollara, "Multiple turbo codes for deep-space communications," *TDA progress report*, vol. 42, no. 121, pp. 66–77, 1995.
- [66] S. Lin and D. Costello Jr, "Error control coding: Fundamentals and applications, pretince-hall inc," *Englewood Cliffs, New Jersey*, 1983.
- [67] R. J. McEliece and L. Swanson, "Reed-Solomon codes and the exploration of the solar system," 1994.
- [68] M. K. Cheng, B. E. Moision, J. Hamkins, and M. A. Nakashima, "Sat05-4: Implementation of a coded modulation for deep space optical communications," in *IEEE Globecom 2006*. IEEE, 2006, pp. 1–5.
- [69] I.-R. R. SA.1742, "Technical and operational characteristics of interplanetary and deep-space systems operating in the space-to-Earth direction around 283 THz," *Geneva, Switzerland*, 2006.
- [70] D. Divsalar, S. Dolinar, W. Farr, D. J. Israel, M. Mohageg, M. Thill, E. Alerstam, M. Peng, M. Shaw, and E. Wollman, "Wavelength division multiple access for deep space optical communications," in *2020 IEEE Aerospace Conference*. IEEE, 2020, pp. 1–13.
- [71] H. Liang, A. Liu, X. Tong, and C. Gong, "Raptor-like rateless spinal codes using outer systematic polar codes for reliable deep space communications," in *IEEE INFOCOM 2020-IEEE Conference on Computer Communications Workshops (INFOCOM WKSHPS)*. IEEE, 2020, pp. 1045–1050.
- [72] S. Dolinar, K. M. Birnbaum, B. I. Erkmen, and B. Moision, "On approaching the ultimate limits of photon-efficient and bandwidth-efficient optical communication," in *2011 International Conference on Space Optical Systems and Applications (ICSOS)*. IEEE, 2011, pp. 269–278.
- [73] D. O. Caplan, "Laser communication transmitter and receiver design," in *Free-Space Laser Communications*. Springer, 2007, pp. 109–246.
- [74] B. Moision and W. Farr, "Communication limits due to photon detector jitter," *IEEE Photonics Technology Letters*, vol. 20, no. 9, pp. 715–717, 2008.
- [75] B. Book, "Optical communications coding and synchronization," 2019.
- [76] J. A. Stern and W. H. Farr, "Fabrication and characterization of superconducting NbN nanowire single photon detectors," *IEEE transactions on applied superconductivity*, vol. 17, no. 2, pp. 306–309, 2007.
- [77] Jet Propulsion Laboratory (JPL), "Superconducting nanowire single photon detectors for DSOC," <https://microdevices.jpl.nasa.gov/news/superconducting-nanowire-single-photon-detectors-for-dsoc/>, 2021.
- [78] A. Rajguru, N. Jerred, S. D. Howe, and A. Faler, "Laser space communication concept for deep-space interplanetary missions using cubesats," in *45th AIAA Plasmadynamics and Lasers Conference*, 2014, p. 2234.
- [79] J. A. Mendenhall, L. M. Candell, P. I. Hopman, G. Zogbi, D. M. Boroson, D. O. Caplan, C. J. Digenis, D. R. Hearn, and R. C. Shoup, "Design of an optical photon counting array receiver system for deep-space communications," *Proceedings of the IEEE*, vol. 95, no. 10, pp. 2059–2069, 2007.
- [80] N. Pestana, H. Clark, J. MacDonald, Z. Kranefeld, F. O'Donnell, H. Pretorius, K. McIntosh, and E. Duerr, "Evaluation of asynchronous Geiger-mode avalanche photodiode arrays for deep-space optical communications," in *Advanced Photon Counting Techniques XV*, vol. 11721. International Society for Optics and Photonics, 2021, p. 117210Q.
- [81] B. W. Horkley, "Optical communications with a Geiger mode APD array," Massachusetts Institute of Technology, Lexington, Tech. Rep., 2016.

- [82] D. M. Boroson, B. S. Robinson, D. V. Murphy, D. A. Burianek, F. Khatri, J. M. Kovalik, Z. Sodnik, and D. M. Cornwell, "Overview and results of the Lunar laser communication demonstration," in *Free-Space Laser Communication and Atmospheric Propagation XXVI*, vol. 8971. International Society for Optics and Photonics, 2014, p. 89710S.
- [83] B. S. Robinson, A. J. Kerman, E. A. Dauler, R. J. Barron, D. O. Caplan, M. L. Stevens, J. J. Carney, S. A. Hamilton, J. K. Yang, and K. K. Berggren, "781 Mbit/s photon-counting optical communications using a superconducting nanowire detector," *Optics letters*, vol. 31, no. 4, pp. 444–446, 2006.
- [84] J. Huang, W. Zhang, L. You, C. Zhang, C. Lv, Y. Wang, X. Liu, H. Li, and Z. Wang, "High speed superconducting nanowire single-photon detector with nine interleaved nanowires," *Superconductor Science and Technology*, vol. 31, no. 7, p. 074001, 2018.
- [85] M. Shaw, E. Wollman, J. Allmaras, A. Beyer, R. Briggs, F. Marsili, A. Velasco, B. Korzh, M. Srinivasan, R. Rogalin *et al.*, "Superconducting nanowire single photon detectors for deep space optical communications," 2018.
- [86] M. Stevens, D. Caplan, B. Robinson, D. Boroson, and A. Kachemyer, "Optical homodyne PSK demonstration of 1.5 photons per bit at 156 Mbps with rate-1/2 turbo coding," *Optics express*, vol. 16, no. 14, pp. 10412–10420, 2008.
- [87] F. Heine, G. Mühlhölzer, H. Zech, S. Philipp-May, and R. Meyer, "The european data relay system, high speed laser based data links," in *2014 7th Advanced Satellite Multimedia Systems Conference and the 13th Signal Processing for Space Communications Workshop (ASMS/SPSC)*. IEEE, 2014, pp. 284–286.
- [88] M. Reine, "Encyclopedia of modern optics 2005," 2005.
- [89] D. Lavery, S. Liu, Y. Jeong, J. Nilsson, P. Petropoulos, P. Bayvel, and S. J. Savory, "Realizing high sensitivity at 40 Gbit/s and 100 Gbit/s," in *OFC/NFOEC*. IEEE, 2012, pp. 1–3.
- [90] D. J. Geisler, T. M. Yarnall, W. E. Keicher, M. L. Stevens, A. M. Fletcher, R. R. Parenti, D. O. Caplan, and S. A. Hamilton, "Demonstration of 2.1 photon-per-bit sensitivity for BPSK at 9.94-Gb/s with rate-1/2 FEC," in *2013 Optical Fiber Communication Conference and Exposition and the National Fiber Optic Engineers Conference (OFC/NFOEC)*. IEEE, 2013, pp. 1–3.
- [91] S. N. Pottou, R. Goyal, and A. Gupta, "Development of 32-Gbaud DP-QPSK free space optical transceiver using homodyne detection and advanced digital signal processing for future optical networks," *Optical and Quantum Electronics*, vol. 52, no. 11, pp. 1–17, 2020.
- [92] C. E. Shannon, "Communication in the presence of noise," *Proceedings of the IRE*, vol. 37, no. 1, pp. 10–21, 1949.
- [93] A. S. Holevo, *Quantum systems, channels, information: a mathematical introduction*. Walter de Gruyter, 2012, vol. 16.
- [94] K. Banaszek, L. Kunz, M. Jachura, and M. Jarzyna, "Quantum limits in optical communications," *Journal of Lightwave Technology*, vol. 38, no. 10, pp. 2741–2754, 2020.
- [95] S. Dolinar, B. Moision, and B. Erkmen, "Fundamentals of free-space optical communications," 2012.
- [96] M. S. Bashir, "Free-space optical communications with detector arrays: A mathematical analysis," *IEEE Transactions on Aerospace and Electronic Systems*, vol. 56, no. 2, pp. 1420–1429, 2019.
- [97] V. Vilnrotter, C. Lau, M. Srinivasan, R. Mukai, and K. Andrews, "An optical array receiver for deep-space communication through atmospheric turbulence," *JPL Publication: IPN Progress Report, Report*, pp. 42–154, 2003.
- [98] A. Hooke, "The interplanetary internet," *Communications of the ACM*, vol. 44, no. 9, pp. 38–40, 2001.
- [99] S. Burleigh, A. Hooke, L. Torgerson, K. Fall, V. Cerf, B. Durst, K. Scott, and H. Weiss, "Delay-tolerant networking: an approach to interplanetary internet," *IEEE Communications Magazine*, vol. 41, no. 6, pp. 128–136, 2003.
- [100] Consultative Committee for Space Data Systems (CCSDS), "Space Communications Protocol Specification (SCPS) Transport Protocol," *CCSDS 714.0-B-2*, 2006, <https://public.ccsds.org/pubs/714x0b2.pdf>.
- [101] G. Papastergiou, I. Alexiadis, S. Burleigh, and V. Tsaoussidis, "Delay tolerant payload conditioning protocol," *Computer Networks*, vol. 59, pp. 244–263, 2014.
- [102] I. F. Akyildiz, O. B. Akan, C. Chen, J. Fang, and W. Su, "The state of the art in interplanetary internet," *IEEE Communications Magazine*, vol. 42, no. 7, pp. 108–118, 2004.
- [103] Consultative Committee for Space Data Systems (CCSDS), "Space packet protocol," *CCSDS 133.0-B-1*, 2003, <https://public.ccsds.org/Pubs/133x0b2e1.pdf>.
- [104] A. V. Vasilakos, Y. Zhang, and T. Spyropoulos, *Delay tolerant networks: Protocols and applications*. CRC press, 2016.
- [105] E. P. Jones and P. A. Ward, "Routing strategies for delay-tolerant networks," *Submitted to ACM Computer Communication Review (CCR)*, vol. 1, 2006.
- [106] J.-W. Kim, K.-R. Lee, J.-H. Jo, and I. Joe, "Performance modeling of DTN-based file transmission for space internet," *Advanced Science Letters*, vol. 25, no. 1, pp. 75–78, 2019.
- [107] S. C. Burleigh, "Operating CFDP in the interplanetary internet," in *SpaceOps Conference*, 2002, p. 22.
- [108] C. R. Haddow, M. Pecchioli, F. Keck, M. Schmidt, and F. Flentge, "File based operations-architectures and the euclid example," in *SpaceOps 2014 Conference*, 2014, p. 1750.
- [109] Consultative Committee for Space Data Systems (CCSDS), "Asynchronous message service," *CCSDS 735.1-B-1*, 2012, <https://public.ccsds.org/Pubs/735x0g1.pdf>.
- [110] K. Zhao and Q. Zhang, "Network protocol architectures for future deep-space internetworking," *Science China Information Sciences*, vol. 61, no. 4, pp. 1–16, 2018.
- [111] Consultative Committee for Space Data Systems (CCSDS), "Bundle protocol specification," *CCSDS 734.2-B-1*, 2015, <https://public.ccsds.org/Pubs/734x2b1.pdf>.
- [112] K. Fall, W. Hong, and S. Madden, "Custody transfer for reliable delivery in delay tolerant networks," *IRB-TR-03-030, July*, vol. 198, 2003.
- [113] G. Araniti, N. Bezirgiannidis, E. Birrane, I. Bisio, S. Burleigh, C. Caini, M. Feldmann, M. Marchese, J. Segui, and K. Suzuki, "Contact graph routing in DTN space networks: Overview, enhancements and performance," *IEEE Communications Magazine*, vol. 53, no. 3, pp. 38–46, 2015.
- [114] C. Caini, R. Firrincieli, and M. Livini, "DTN bundle layer over TCP: Retransmission algorithms in the presence of channel disruptions," *JCM*, vol. 5, no. 2, pp. 106–116, 2010.
- [115] S. Burleigh, "Dynamic routing for delay-tolerant networking in space flight operations," in *SpaceOps 2008 Conference*, 2008, p. 3406.
- [116] Consultative Committee for Space Data Systems (CCSDS), "File delivery protocol (CFDP)," *CCSDS 727.0-B-5*, 2020, <https://public.ccsds.org/Pubs/727x0b5.pdf>.
- [117] T. De Cola, H. Ernst, and M. Marchese, "Performance analysis of CCSDS file delivery protocol and erasure coding techniques in deep space environments," *Computer Networks*, vol. 51, no. 14, pp. 4032–4049, 2007.
- [118] S. Burleigh, "Asynchronous message service for deep space mission operations," in *SpaceOps 2006 Conference*, 2006, p. 5969.
- [119] K. Zhao, R. Wang, S. C. Burleigh, A. Sabbagh, W. Wu, and M. De Sanctis, "Performance of bundle protocol for deep-space communications," *IEEE Transactions on Aerospace and Electronic Systems*, vol. 52, no. 5, pp. 2347–2361, 2016.
- [120] G. Papastergiou, C. V. Samaras, and V. Tsaoussidis, "Where does transport layer fit into space DTN architecture?" in *2010 5th Advanced Satellite Multimedia Systems Conference and the 11th Signal Processing for Space Communications Workshop*. IEEE, 2010, pp. 81–88.
- [121] Consultative Committee for Space Data Systems (CCSDS), "Licklider transmission protocol (LTP)," *CCSDS 734.1-B-1*, 2015, <https://public.ccsds.org/Pubs/734x1b1.pdf>.
- [122] R. Wang, P. Parikh, R. Bhavanthula, J. Hou, L. Zhou, and T. Taleb, "Licklider transmission protocol (LTP)-based DTN for long-delay cislunar communications," in *2010 IEEE Global Telecommunications Conference GLOBECOM 2010*. IEEE, 2010, pp. 1–5.
- [123] Consultative Committee for Space Data Systems (CCSDS), "IP Over CCSDS space links," *CCSDS 702.1-B-1*, 2012, <https://public.ccsds.org/Pubs/702x1b1c1.pdf>.
- [124] Consultative Committee for Space Data Systems (CCSDS), "Overview of the unified transmission space data link protocols," 2020, <https://public.ccsds.org/Pubs/700x1g1.pdf>.
- [125] Consultative Committee for Space Data Systems (CCSDS), "Optical communications physical layer," *CCSDS 141.0-B-1*, 2019, <https://public.ccsds.org/Pubs/141x0b1.pdf>.
- [126] M. Sanchez Net, "Support of latency-sensitive space exploration applications in future space communication systems," Ph.D. dissertation, Massachusetts Institute of Technology, 2017.
- [127] K. Fall and S. Farrell, "DTN: An architectural retrospective," *IEEE Journal on Selected areas in communications*, vol. 26, no. 5, pp. 828–836, 2008.
- [128] J. Hu, R. Wang, X. Sun, Q. Yu, Z. Yang, and Q. Zhang, "Memory dynamics for DTN protocol in deep-space communications," *IEEE Aerospace and Electronic Systems Magazine*, vol. 29, no. 2, pp. 22–30, 2014.

- [129] M. Sarkar, K. Shukla, and K. Dasgupta, "A survey of transport protocols for deep space communication networks," *International Journal of Computer Applications*, vol. 31, no. 8, pp. 25–32, 2011.
- [130] K. Zhao, R. Wang, S. C. Burleigh, M. Qiu, A. Sabbagh, and J. Hu, "Modeling memory-variation dynamics for the Licklider transmission protocol in deep-space communications," *IEEE Transactions on Aerospace and Electronic Systems*, vol. 51, no. 4, pp. 2510–2524, 2015.
- [131] Z. Shi, S. Peng, Y. Zhou, L. Yang, R. Wang, H. Hu, and K. Zhao, "Study on checkpoint timer optimal setup of Licklider transmission protocol," *IEEE Aerospace and Electronic Systems Magazine*, vol. 35, no. 5, pp. 4–13, 2020.
- [132] Consultative Committee for Space Data Systems (CCSDS), "Overview of space communications protocols," *CCSDS 130.0-G-3*, 2014, <https://public.ccsds.org/Pubs/130x0g3.pdf>.
- [133] Consultative Committee for Space Data Systems (CCSDS), "Encapsulation service," *CCSDS 133.1-B-2*, 2009, <https://public.ccsds.org/Pubs/133x1b2sc2.pdf>.
- [134] Consultative Committee for Space Data Systems (CCSDS), "TC space data link protocol," 2015, <https://public.ccsds.org/Pubs/232x0b4.pdf>.
- [135] Consultative Committee for Space Data Systems (CCSDS), "TM synchronization and channel coding," *CCSDS 131.0-B-3*, 2003, <https://public.ccsds.org/Pubs/131x0b3e1.pdf>.
- [136] Consultative Committee for Space Data Systems (CCSDS), "Proximity-1 space link protocol - data link layer," *CCSDS 211.0-B-6*, 2020, <https://public.ccsds.org/Pubs/211x0b6.pdf>.
- [137] Consultative Committee for Space Data Systems (CCSDS), "AOS space data link protocol," *CCSDS 732.0-B-2*, 2006, <https://public.ccsds.org/Pubs/732x0b2c1s.pdf>.
- [138] Consultative Committee for Space Data Systems (CCSDS), "Unified space data link protocol," *CCSDS 700.1-G-1*, 2018, <https://public.ccsds.org/Pubs/700x1g1.pdf>.
- [139] I. Psaras, G. Papastergiou, V. Tsaoussidis, and N. Peccia, "DS-TP: Deep-space transport protocol," in *2008 IEEE Aerospace Conference*. IEEE, 2008, pp. 1–13.
- [140] G. Papastergiou, I. Psaras, and V. Tsaoussidis, "Deep-space transport protocol: A novel transport scheme for space DTNs," *Computer Communications*, vol. 32, no. 16, pp. 1757–1767, 2009.
- [141] J. A. Fraire, O. De Jonckère, and S. C. Burleigh, "Routing in the space internet: A contact graph routing tutorial," *Journal of Network and Computer Applications*, vol. 174, p. 102884, 2021.
- [142] G. Wang, S. C. Burleigh, R. Wang, L. Shi, and Y. Qian, "Scoping contact graph-routing scalability: Investigating the system's usability in space-vehicle communication networks," *IEEE Vehicular Technology Magazine*, vol. 11, no. 4, pp. 46–52, 2016.
- [143] S. El Alaoui and B. Ramamurthy, "Eaodr: A novel routing algorithm based on the modified temporal graph network model for DTN-based interplanetary networks," *Computer Networks*, vol. 129, pp. 129–141, 2017.
- [144] C. Roberts, D. L. Carter, J. Hudiburg, R. N. Tye, P. Celeste, and P. Peskett, "Evolving the NASA near Earth network for the next generation of human spaceflight," in *SpaceOps 2014 Conference*, 2014, p. 1689.
- [145] National Aeronautics and Space Administration (NASA), "Scan 101," https://www.nasa.gov/sites/default/files/files/SCaN_101_2013.pdf, 2013.
- [146] W. J. Weber, R. J. Cesarone, D. S. Abraham, P. E. Doms, R. J. Doyle, C. D. Edwards, A. J. Hooke, J. R. Lesh, and R. B. Miller, "Transforming the deep space network into the interplanetary network," *Acta Astronautica*, vol. 58, no. 8, pp. 411–421, 2006.
- [147] R. C. Reinhart, J. S. Schier, D. J. Israel, W. Tai, P. E. Liebrecht, and S. A. Townes, "Enabling future science and human exploration with NASA's next generation near Earth and deep space communications and navigation architecture," in *International Astronautical Congress (IAC) 2017*, no. IAC-17-B2. 1.1. 41830, 2017.
- [148] A. Alhilal, T. Braud, and P. Hui, "The sky is not the limit anymore: Future architecture of the interplanetary internet," *IEEE Aerospace and Electronic Systems Magazine*, vol. 34, no. 8, pp. 22–32, 2019.
- [149] J. Velazco, "An inter planetary network enabled by smallsats," in *2020 IEEE Aerospace Conference*. IEEE, 2020, pp. 1–10.
- [150] N. Saeed, A. Elzanaty, H. Almorad, H. Dahrouj, T. Y. Al-Naffouri, and M.-S. Alouini, "Cubesat communications: Recent advances and future challenges," *IEEE Communications Surveys & Tutorials*, vol. 22, no. 3, pp. 1839–1862, 2020.
- [151] T. J. Martin-Mur and B. Young, "Navigating marco, the first interplanetary cubesats," 2019.
- [152] K. Oudrhiri, O. Yang, D. Buccino, D. Kahan, P. Withers, P. Tortora, S. Matousek, N. Lay, J. Lazio, J. Krajewski *et al.*, "Marco radio occultation: How the first interplanetary cubesat can help improve future missions," in *2020 IEEE Aerospace Conference*. IEEE, 2020, pp. 1–10.
- [153] H. Kalita, A. Ravindran, and J. Thangavelautham, "Exploration and utilization of asteroids as interplanetary communication relays," in *2018 IEEE Aerospace Conference*. IEEE, 2018, pp. 1–9.
- [154] F. De Rango and M. Tropea, "DTN architecture with resource-aware rate adaptation for multiple bundle transmission in interplanetary networks," *IEEE Access*, 2022.
- [155] A. Trichili, K.-H. Park, M. Zghal, B. S. Ooi, and M.-S. Alouini, "Communicating using spatial mode multiplexing: Potentials, challenges, and perspectives," *IEEE Communications Surveys & Tutorials*, vol. 21, no. 4, pp. 3175–3203, 2019.
- [156] J. Wang, J.-Y. Yang, I. M. Fazal, N. Ahmed, Y. Yan, H. Huang, Y. Ren, Y. Yue, S. Dolinar, M. Tur *et al.*, "Terabit free-space data transmission employing orbital angular momentum multiplexing," *Nature photonics*, vol. 6, no. 7, pp. 488–496, 2012.
- [157] H. Huang, G. Xie, Y. Yan, N. Ahmed, Y. Ren, Y. Yue, D. Rogawski, M. J. Willner, B. I. Erkmen, K. M. Birnbaum *et al.*, "100 Tbit/s free-space data link enabled by three-dimensional multiplexing of orbital angular momentum, polarization, and wavelength," *Optics letters*, vol. 39, no. 2, pp. 197–200, 2014.
- [158] Y. Ren, Z. Wang, P. Liao, L. Li, G. Xie, H. Huang, Z. Zhao, Y. Yan, N. Ahmed, A. Willner *et al.*, "Experimental characterization of a 400 Gbit/s orbital angular momentum multiplexed free-space optical link over 120 m," *Optics letters*, vol. 41, no. 3, pp. 622–625, 2016.
- [159] B. B. Yousif and E. E. Elsayed, "Performance enhancement of an orbital-angular-momentum-multiplexed free-space optical link under atmospheric turbulence effects using spatial-mode multiplexing and hybrid diversity based on adaptive MIMO equalization," *IEEE Access*, vol. 7, pp. 84 401–84 412, 2019.
- [160] J. Wang, J. Liu, X. Lv, L. Zhu, D. Wang, S. Li, A. Wang, Y. Zhao, Y. Long, J. Du *et al.*, "Ultra-high 435-bits/Hz spectral efficiency using N-dimensional multiplexing and modulation link with pol-muxed 52 orbital angular momentum (OAM) modes carrying Nyquist 32-QAM signals," in *2015 European Conference on Optical Communication (ECOC)*, 2015, pp. 1–3.
- [161] I. B. Djordjevic, "Deep-space and near-Earth optical communications by coded orbital angular momentum (OAM) modulation," *Optics express*, vol. 19, no. 15, pp. 14 277–14 289, 2011.
- [162] X. Wang, Y. Liu, L. Guo, and H. Li, "Potential of vortex beams with orbital angular momentum modulation for deep-space optical communication," *Optical Engineering*, vol. 53, no. 5, p. 056107, 2014.
- [163] Q. Zhang, C. Pang, L. Yang, Z. Li, H. Huang, and G. Wu, "Parallel coded optical vortex beam free-space communication based on single-photon detection," *IEEE Photonics Journal*, vol. 14, no. 3, pp. 1–6, 2022.
- [164] X. Sun and I. B. Djordjevic, "Physical-layer security in orbital angular momentum multiplexing free-space optical communications," *IEEE Photonics Journal*, vol. 8, no. 1, pp. 1–10, 2016.
- [165] I. B. Djordjevic, "Multidimensional OAM-based secure high-speed wireless communications," *IEEE Access*, vol. 5, pp. 16 416–16 428, 2017.
- [166] S. Feng and H. G. Winful, "Physical origin of the Gouy phase shift," *Optics letters*, vol. 26, no. 8, pp. 485–487, 2001.
- [167] A. Thakur, "Twisted light-propagation properties and particle dynamics," Ph.D. dissertation, Universitäts-und Landesbibliothek Sachsen-Anhalt, 2013.
- [168] N. Zhang, X. Yuan, and R. Burge, "Extending the detection range of optical vortices by dammann vortex gratings," *Optics letters*, vol. 35, no. 20, pp. 3495–3497, 2010.
- [169] T. Lei, M. Zhang, Y. Li, P. Jia, G. N. Liu, X. Xu, Z. Li, C. Min, J. Lin, C. Yu *et al.*, "Massive individual orbital angular momentum channels for multiplexing enabled by dammann gratings," *Light: Science & Applications*, vol. 4, no. 3, pp. e257–e257, 2015.
- [170] A. Trichili, M. A. Cox, B. Perez-Garcia, B. S. Ooi, and M.-S. Alouini, "Theory and practice of orbital angular momentum and beyond," 2021.
- [171] J. Pinnell, I. Nape, B. Sephton, M. A. Cox, V. Rodríguez-Fajardo, and A. Forbes, "Modal analysis of structured light with spatial light modulators: a practical tutorial," *JOSA A*, vol. 37, no. 11, pp. C146–C160, 2020.
- [172] M. W. Beijersbergen, L. Allen, H. Van der Veen, and J. Woerdman, "Astigmatic laser mode converters and transfer of orbital angular momentum," *Optics Communications*, vol. 96, no. 1-3, pp. 123–132, 1993.

- [173] I. B. Djordjevic, Y. Zhang, and X. Gao, "Quantum channel capacity for OAM based free-space optical communications," in *Quantum Communications and Quantum Imaging X*, vol. 8518. International Society for Optics and Photonics, 2012, p. 851809.
- [174] A. Trichili, T. Mhlanga, Y. Ismail, F. S. Roux, M. McLaren, M. Zghal, and A. Forbes, "Detection of Bessel beams with digital axicons," *Optics Express*, vol. 22, no. 14, pp. 17 553–17 560, Jul 2014.
- [175] C. Vetter, R. Steinkopf, K. Bergner, M. Ornigotti, S. Nolte, H. Gross, and A. Szameit, "Realization of free-space long-distance self-healing Bessel beams," *Laser & Photonics Reviews*, vol. 13, no. 10, p. 1900103, 2019.
- [176] P. Birch, I. Ituen, R. Young, and C. Chatwin, "Long-distance Bessel beam propagation through Kolmogorov turbulence," *Journal of the Optical Society of America A*, vol. 32, no. 11, pp. 2066–2073, 2015.
- [177] S. Li and J. Wang, "Adaptive free-space optical communications through turbulence using self-healing Bessel beams," *Scientific reports*, vol. 7, no. 1, pp. 1–8, 2017.
- [178] J. Mendoza-Hernández, M. L. Arroyo-Carrasco, M. D. Iturbe-Castillo, and S. Chávez-Cerda, "Laguerre–Gauss beams versus Bessel beams showdown: Peer comparison," *Optics letters*, vol. 40, no. 16, pp. 3739–3742, 2015.
- [179] G. Xie, Y. Ren, H. Huang, Y. Yan, C. Bao, N. Ahmed, M. Willner, M. P. Lavery, M. J. Padgett, and A. E. Willner, "Analysis of aperture size for partially receiving and de-multiplexing 100-Gbit/s optical orbital angular momentum channels over free-space link," in *2013 IEEE Globecom Workshops (GC Wkshps)*. IEEE, 2013, pp. 1116–1120.
- [180] A. E. Willner, G. Xie, L. Li, Y. Ren, Y. Yan, N. Ahmed, Z. Zhao, Z. Wang, C. Liu, A. J. Willner *et al.*, "Design challenges and guidelines for free-space optical communication links using orbital-angular-momentum multiplexing of multiple beams," *Journal of Optics*, vol. 18, no. 7, p. 074014, 2016.
- [181] G. Gibson, J. Courtial, M. J. Padgett, M. Vasnetsov, V. Pas'ko, S. M. Barnett, and S. Franke-Arnold, "Free-space information transfer using light beams carrying orbital angular momentum," *Optics express*, vol. 12, no. 22, pp. 5448–5456, 2004.
- [182] J. Wang, S. Li, M. Luo, J. Liu, L. Zhu, C. Li, D. Xie, Q. Yang, S. Yu, J. Sun *et al.*, "N-dimensional multiplexing link with 1.036-pbit/s transmission capacity and 112.6-bit/s/Hz spectral efficiency using ofdm-8qam signals over 368 wdm pol-muxed 26 oam modes," in *2014 The European Conference on Optical Communication (ECOC)*. IEEE, 2014, pp. 1–3.
- [183] Q. Zhao, S. Hao, Y. Wang, L. Wang, and C. Xu, "Orbital angular momentum detection based on diffractive deep neural network," *Optics Communications*, vol. 443, pp. 245–249, 2019.
- [184] M. I. Dedo, Z. Wang, K. Guo, and Z. Guo, "OAM mode recognition based on joint scheme of combining the Gerchberg–Saxton (GS) algorithm and convolutional neural network (CNN)," *Optics Communications*, vol. 456, p. 124696, 2020.
- [185] Y. Hao, L. Zhao, T. Huang, Y. Wu, T. Jiang, Z. Wei, D. Deng, A.-P. Luo, and H. Liu, "High-accuracy recognition of orbital angular momentum modes propagated in atmospheric turbulences based on deep learning," *IEEE Access*, vol. 8, pp. 159 542–159 551, 2020.
- [186] Z. Li, J. Su, and X. Zhao, "Atmospheric turbulence compensation with sensorless AO in OAM-FSO combining the deep learning-based demodulator," *Optics Communications*, vol. 460, p. 125111, 2020.
- [187] S. Zhou, Q. Zhang, R. Gao, H. Chang, X. Xin, S. Li, X. Pan, Q. Tian, F. Tian, and Y. Wang, "High-accuracy atmospheric turbulence compensation based on a Wirtinger flow algorithm in an orbital angular momentum-free space optical communication system," *Optics Communications*, vol. 477, p. 126322, 2020.
- [188] A. ElHelaly, A. H. Mehana, and M. M. Khairy, "Reduced-complexity receiver for free-space optical communication over orbital angular momentum partial-pattern modes," *International Journal of Antennas and Propagation*, vol. 2018, 2018.
- [189] D. Deng, Y. Li, H. Zhao, Y. Liu, and S. Qu, "Orbital angular momentum demultiplexing with synthetic partial aperture receivers," *Optics Letters*, vol. 44, no. 11, pp. 2689–2692, 2019.
- [190] S. Zhang, Y. Chang, L. Yan, Z. Sheng, F. Yang, G. Han, Y. Huang, and J. Xia, "Quantum communication networks and trust management: A survey," *CMC-COMPUTERS MATERIALS & CONTINUA*, vol. 61, no. 3, pp. 1145–1174, 2019.
- [191] D. Antsos, "Jpl quantum projects' survey," 2020.
- [192] P. Villoresi, T. Jennewein, F. Tamburini, M. Aspelmeyer, C. Bonato, R. Ursin, C. Pernechele, V. Luceri, G. Bianco, A. Zeilinger *et al.*, "Experimental verification of the feasibility of a quantum channel between space and Earth," *New Journal of Physics*, vol. 10, no. 3, p. 033038, 2008.
- [193] J. Yin, Y. Cao, Y.-H. Li, S.-K. Liao, L. Zhang, J.-G. Ren, W.-Q. Cai, W.-Y. Liu, B. Li, H. Dai *et al.*, "Satellite-based entanglement distribution over 1200 kilometers," *Science*, vol. 356, no. 6343, pp. 1140–1144, 2017.
- [194] C. H. Bennett and G. Brassard, "Quantum cryptography: Public key distribution and coin tossing," in *IEEE International Conference on Computers, Systems and Signal Processing*. IEEE, 1984, pp. 175–179.
- [195] C. H. Bennett, G. Brassard, C. Crépeau, R. Jozsa, A. Peres, and W. K. Wootters, "Teleporting an unknown quantum state via dual classical and einstein-podolsky-rosen channels," *Physical review letters*, vol. 70, no. 13, p. 1895, 1993.
- [196] M. Hillery, V. Bužek, and A. Berthiaume, "Quantum secret sharing," *Physical Review A*, vol. 59, no. 3, p. 1829, 1999.
- [197] G.-L. Long and X.-S. Liu, "Theoretically efficient high-capacity quantum-key-distribution scheme," *Physical Review A*, vol. 65, no. 3, p. 032302, 2002.
- [198] Y.-A. Chen, Q. Zhang, T.-Y. Chen, W.-Q. Cai, S.-K. Liao, J. Zhang, K. Chen, J. Yin, J.-G. Ren, Z. Chen *et al.*, "An integrated space-to-ground quantum communication network over 4,600 kilometres," *Nature*, pp. 1–6, 2021.
- [199] C.-W. Chou, J. Laurat, H. Deng, K. S. Choi, H. De Riedmatten, D. Felinto, and H. J. Kimble, "Functional quantum nodes for entanglement distribution over scalable quantum networks," *Science*, vol. 316, no. 5829, pp. 1316–1320, 2007.
- [200] Z.-S. Yuan, Y.-A. Chen, B. Zhao, S. Chen, J. Schmiedmayer, and J.-W. Pan, "Experimental demonstration of a bdcz quantum repeater node," *Nature*, vol. 454, no. 7208, pp. 1098–1101, 2008.
- [201] N. Kalb, A. A. Reiserer, P. C. Humphreys, J. J. Bakermans, S. J. Kamberling, N. H. Nickerson, S. C. Benjamin, D. J. Twitchen, M. Markham, and R. Hanson, "Entanglement distillation between solid-state quantum network nodes," *Science*, vol. 356, no. 6341, pp. 928–932, 2017.
- [202] B. Hensen, H. Bernien, A. E. Dréau, A. Reiserer, N. Kalb, M. S. Blok, J. Ruitenberg, R. F. Vermeulen, R. N. Schouten, C. Abellán *et al.*, "Loophole-free Bell inequality violation using electron spins separated by 1.3 kilometres," *Nature*, vol. 526, no. 7575, pp. 682–686, 2015.
- [203] M. K. Bhaskar, R. Riedinger, B. Machielse, D. S. Levonion, C. T. Nguyen, E. N. Knall, H. Park, D. Englund, M. Lončar, D. D. Sukachev *et al.*, "Experimental demonstration of memory-enhanced quantum communication," *Nature*, vol. 580, no. 7801, pp. 60–64, 2020.
- [204] C. H. Bennett and S. J. Wiesner, "Communication via one- and two-particle operators on Einstein-Podolsky-Rosen states," *Physical review letters*, vol. 69, no. 20, p. 2881, 1992.
- [205] P. Kwiat, H. Bernstein, and H. Javadi, "Entanglement-assisted communication system for nasa's deep-space missions," Tech. Rep., 2016.
- [206] M. B. Hastings, "Superadditivity of communication capacity using entangled inputs," *Nature Physics*, vol. 5, no. 4, pp. 255–257, 2009.
- [207] N. Rengaswamy, K. P. Seshadreesan, S. Guha, and H. D. Pfister, "Belief propagation with quantum messages for quantum-enhanced classical communications," *npj Quantum Information*, vol. 7, no. 1, pp. 1–12, 2021.
- [208] J. M. Renes, "Belief propagation decoding of quantum channels by passing quantum messages," *New Journal of Physics*, vol. 19, no. 7, p. 072001, 2017.
- [209] C. Delaney, K. P. Seshadreesan, I. MacCormack, A. Galda, S. Guha, and P. Narang, "Demonstration of a quantum advantage by a joint detection receiver for optical communication using quantum belief propagation on a trapped-ion device," *Physical Review A*, vol. 106, no. 3, p. 032613, 2022.
- [210] J. C. Chapman, H. Bernstein, K. Meier, C. Zeitler, and P. G. Kwiat, "Progress towards implementing superdense teleportation in space," in *Advances in Photonics of Quantum Computing, Memory, and Communication XI*, vol. 10547. SPIE, 2018, pp. 23–30.
- [211] J. S. Sidhu, S. K. Joshi, M. Gündoğan, T. Brougham, D. Lowndes, L. Mazzarella, M. Krutzik, S. Mohapatra, D. Dequal, G. Vallone *et al.*, "Advances in space quantum communications," *IET Quantum Communication*, vol. 2, no. 4, pp. 182–217, 2021.
- [212] B.-L. Hu and S.-Y. Lin, "Topical: Long-baseline quantum teleportation: towards earth-moon distances."
- [213] A. Trichili, A. Ragheb, D. Briantcev, M. A. Esmail, M. Altamimi, I. Ashry, B. S. Ooi, S. Alshebeili, and M.-S. Alouini, "Retrofitting FSO systems in existing RF infrastructure: A non-zero sum game technology," *arXiv preprint arXiv:2105.07543*, 2021.
- [214] G. Xu, Z. Zheng, and W. Wang, "Dual-hop deep space-terrestrial FSO/RF communication under solar scintillation: Performance analysis and challenges," *China Communications*, vol. 17, no. 7, pp. 27–37, 2020.

- [215] M. O. Hasna and M.-S. Alouini, "A performance study of dual-hop transmissions with fixed gain relays," *IEEE transactions on wireless communications*, vol. 3, no. 6, pp. 1963–1968, 2004.
- [216] G. Xu and Q. Zhang, "Mixed RF/FSO deep space communication system under solar scintillation effect," *IEEE Transactions on Aerospace and Electronic Systems*, vol. 57, no. 5, pp. 3237–3251, 2021.
- [217] I. B. Djordjevic, "OAM-based hybrid free-space optical-terahertz multidimensional coded modulation and physical-layer security," *IEEE Photonics Journal*, vol. 9, no. 4, pp. 1–12, 2017.
- [218] B. B. Yousif, E. E. Elsayed, and M. M. Alzalabani, "Atmospheric turbulence mitigation using spatial mode multiplexing and modified pulse position modulation in hybrid RF/FSO orbital-angular-momentum multiplexed based on MIMO wireless communications system," *Optics Communications*, vol. 436, pp. 197–208, 2019.
- [219] K. Hurley, T. Cline, I. Mitrofanov, E. Mazets, S. Golenetskii, F. Frontera, E. Montanari, C. Guidorzi, and M. Feroci, "The current performance of the third interplanetary network," in *AIP Conference Proceedings*, vol. 662, no. 1. American Institute of Physics, 2003, pp. 473–476.
- [220] C. Wang, W. Wang, K. Sohraby, and J. Dudek, "QoS optimized and energy efficient power control for deep space multimedia communications in interplanetary networks," in *IEEE International Conference on Wireless for Space and Extreme Environments*. IEEE, 2013, pp. 1–3.
- [221] J. Wang, J. Liu, S. Li, Y. Zhao, J. Du, and L. Zhu, "Orbital angular momentum and beyond in free-space optical communications," *Nanophotonics*, vol. 11, no. 4, pp. 645–680, 2022.
- [222] M. M. Hassan, L. F. Abdulrazak, A. G. Alharbi, K. Ahmed, F. M. Bui, F. A. Al-Zahrani, and M. S. Uddin, "Novel approach of anti-resonant fiber with supporting 64 orbital angular momentum modes for optical communication," *Alexandria Engineering Journal*, vol. 61, no. 12, pp. 9891–9900, 2022.
- [223] H. Fu, M. Zhu, C. Liu, Z. Yi, J. Lv, L. Yang, F. Wang, Q. Liu, W. Su, X. Li *et al.*, "Photonic crystal fiber supporting 394 orbital angular momentum modes with flat dispersion, low nonlinear coefficient, and high mode quality," *Optical Engineering*, vol. 61, no. 2, p. 026111, 2022.
- [224] M. Zahidy, Y. Liu, D. Cozzolino, Y. Ding, T. Morioka, L. K. Oxenløwe, and D. Bacco, "Photonic integrated chip enabling orbital angular momentum multiplexing for quantum communication," *Nanophotonics*, vol. 11, no. 4, pp. 821–827, 2022.
- [225] B. Bag, A. Das, I. S. Ansari, A. Prokeš, C. Bose, and A. Chandra, "Performance analysis of hybrid FSO systems using fso/rf-fso link adaptation," *IEEE Photonics Journal*, vol. 10, no. 3, pp. 1–17, 2018.