

# Closed pattern mining of interval data and distributional data

Henry Soldano<sup>1,2,3</sup> Guillaume Santini<sup>2</sup> and Stella Zevio<sup>2</sup>

<sup>1</sup> NukkAI, Paris, France

<sup>2</sup> LIPN CNRS UMR 7030, Université Sorbonne Paris Nord, Villetaneuse, France

<sup>3</sup> Muséum d'Histoire Naturelle, ISYEB, Paris, France

**Abstract.** We discuss pattern languages for closed pattern mining and learning of interval data and distributional data. We first introduce pattern languages relying on pairs of intersection-based constraints or pairs of inclusion based constraints, or both, applied to intervals. We discuss the encoding of such interval patterns as itemsets thus allowing to use closed itemsets mining and formal concept analysis programs. We experiment these languages on clustering and supervised learning tasks. Then we show how to extend the approach to address distributional data.

**Keywords:** Formal concept analysis, closed pattern mining, interval data, distribution data

## 1 Introduction

We investigate how to address interval and distributional data for mining and learning purpose. In pattern mining a variable value may happen to be an interval or a distribution. This may be by nature, the interval representing some time period, or because the object to represent is a group, as a specie, or because there is some uncertainty on the measure of a numerical value. In the bibliographical data that motivated the present work, we had to consider authors and had to represent their period of publication, i.e. some time interval (in years). Previous work about extending mining and learning techniques to interval data includes those from [1,2,3].

A pattern constraining a numerical variable  $Y$  is typically of the form  $y \in M$  where  $M$  is some interval. Such patterns are obtained either indirectly[4] or directly through *interordinal scaling*[5], i.e. associating to  $y$  a finite set of half-bounded interval constraints  $y \in M_i$ . Now, to occur in an object subset  $S$  a pattern has to satisfy  $\Delta \subseteq M$  where the interval  $\Delta$  contains all  $y$  values of objects in  $S$ . Such *inclusion based patterns* directly applies to interval data [6].

Our first purpose is to investigate pattern languages on interval data. For that purpose, aside from inclusion based patterns, we introduce *intersection based patterns*, i.e. atomic patterns obtained by considering intersection of the interval value with semi-intervals, i.e. of the form  $\Delta \cap M \neq \emptyset$ .

Our second purpose is to address distributional data that expresses the uncertainty about the value of some numerical variable in an object as a *cumulative*

*distribution function* (a *cdf*) [7,8,9,1]. We investigate how to address distributional data by translating a distribution into one or more intervals.

After a light presentation of closed pattern mining (CPM) in Section 2, we define and investigate the intersection-based pattern language  $L_I$  in Section 3 and discuss its patterns encoding as itemsets, thus allowing use of standard CPM and Formal Concept Analysis (FCA) tools. We then illustrate the resulting closed patterns in our motivating application. In Section 4 we consider inclusion-based pattern language  $L_C$  and discuss  $L_{IC}$  that integrates both inclusion-based and intersection-based patterns. In Section 5 we experiment  $L_C$ ,  $L_I$  and  $L_{IC}$  on clustering and supervised learning tasks. Section ?? define patterns for distributional data and provide some further experiments.

## 2 Formal Concept Analysis and Closed Pattern Mining

We present necessary results and definitions in their closed pattern mining formulation (see [10]), however the translation to the FCA *pattern structure* formulation is straightforward (see [4] for its use in numerical pattern mining).

A pattern  $q$  has an *extension* also called a *support set*  $e = \text{ext}(q)$  representing its set of occurrences in a set of objects  $V$ . When considering the equivalence class of all patterns with support set  $e$ , we have the following result:

**Proposition 1.** *Let  $L$  be a pattern language partially ordered by specificity, a partial order such that  $q' \geq q$  implies that  $\text{ext}(q') \subseteq \text{ext}(q)$ . Assume that  $(L, \leq)$  is a lattice and that for any object  $o$  there exists a unique most specific pattern  $d(o)$  that occurs in  $o$ . Let  $q$  be a pattern, then*

- the class of patterns with same support set as  $q$  has a greatest element  $f(q)$
- $f$  is a closure operator

A closed pattern is obtained by using an intersection operator *int* that applies the lowest upper bound operator  $\wedge$  to a set of object descriptions  $d[e]$ <sup>4</sup>. The most specific pattern  $f(q)$  of the class of pattern with support set  $e = \text{ext}(q)$  is:

$$f(q) = \text{int} \circ \text{ext}(q) \text{ where} \tag{1}$$

$$\text{int}(e) = \bigwedge_{o \in e} d(o) \tag{2}$$

In standard FCA and itemsets CPM, objects are described as itemsets i.e. subsets of a set of items  $I$ . In this case the intersection  $\wedge$  operator simply is the set theoretic intersection operator  $\cap$ , i.e.  $\text{int}(e) = \bigcap_{o \in e} d(o)$  which represents the set of items belonging to all objects in  $e$ .

FCA is focussed on the partial ordering of such closed patterns. The set of pairs  $(c, e)$ , also called *concepts*, where  $c$  is a closed pattern and  $e$  its support set  $e = \text{ext}(c)$ , form a lattice called a *concept lattice*.

<sup>4</sup>  $d[e]$  is the image of  $e$  by  $d$ , i.e.  $d[e] = \{d(v) | v \in e\}$

### 3 $L_I$ interval patterns and their encoding

#### 3.1 Informal presentation of inclusion-based and Intersection-based Interval patterns

In this section we consider a variable  $\Delta$  whose values are integer intervals  $i..j$  included in the domain  $D = 1..5$ . We simply denote such an interval by a digit word, e.g. 12 stands for 1..2. We also consider the set of left-bounded semi-intervals  $\mathcal{M}_L$  and the set of right-bounded intervals  $\mathcal{M}_R$  (including the whole domain  $D$  in both of them), i.e.  $\mathcal{M}_R = \{1, 12, 123, 1234, 12345\}$  and  $\mathcal{M}_L = \{5, 45, 345, 2345, 12345\}$ . We then consider objects  $a$  and  $b$  with  $\Delta$  values  $\Delta(a) = 12$ ,  $\Delta(b) = 234$  and consider pattern languages on such interval variables.

**Inclusion-based interval patterns** have the form  $\Delta \subseteq M$ . For instance, if the variable  $\Delta$  has value  $\Delta(b) = 234$  in object  $b$ , we may state that pattern  $\Delta \subseteq 1234$  occurs in  $b$  while pattern  $\Delta \subseteq 123$  does not. These patterns are the elements of the pattern language  $L_C$ . Note that any  $\Delta \subseteq l..r$  interval pattern is the conjunction of two *half-bounded* interval patterns ( $\Delta \subseteq M_L, \Delta \subseteq M_R$ ) where  $M_L \in \mathcal{M}_L$  and  $M_R \in \mathcal{M}_R$ . For instance, in our illustrative example we may write pattern  $\Delta \subseteq 234$  as  $(\Delta \subseteq 2345, \Delta \subseteq 1234)$ .

**Intersection-based interval patterns** are new constraints on interval values of the form  $\Delta \cap M \neq \emptyset$ , we simply denote by  $\Delta \cap M$ , where  $M \in \mathcal{M}_R$  or  $M \in \mathcal{M}_L$ . Such a constraint holds whenever  $\Delta$  intersects  $M$ . We then define a pattern in the pattern language  $L_I$  as the conjunction of a left-bounded constraint and a right-bounded constraint. For instance  $(\Delta \cap 2345, \Delta \cap 1234)$  is a pattern of  $L_I$ .

Finally note that regarding intersection-based patterns as well as inclusion-based pattern, both left-bounded constraints and right-bounded constraints are totally ordered, e.g.  $\Delta \subseteq 12$  implies  $\Delta \subseteq 1234$  and  $\Delta \cap 12$  implies  $\Delta \cap 1234$ .

**Comparing intersection-based to inclusion-based patterns** We represent Table 1 the interval values for objects  $a$  and  $b$ , and for both pattern languages, their descriptions as well as the most specific pattern occurring in both  $a$  and  $b$ .

In  $L_I$ ,  $\Delta(a) = 12$  is described as  $d_I(a) = (\Delta \cap 2345, \Delta \cap 1)$  as i)  $\Delta \cap 2345$  is the strongest left-bounded constraint satisfied by  $\Delta(a) = 12$  (2345 is the smallest left-bounded interval that intersects 12) and ii)  $\Delta \cap 1$  is the strongest right-bounded constraint satisfied by  $\Delta(a)$ . In the same way,  $\Delta(b) = 234$  is described as  $d_I(b) = (\Delta \cap 45, \Delta \cap 12)$ .

Now the most specific  $L_I$  pattern  $\text{int}_I(\{a, b\})$  occurring in both  $a$  and  $b$  is obtained by considering separately left and right half-bounded constraints and finding in each case the weakest among the constraints in objects  $a$  and  $b$ , i.e.  $\text{int}_I(\{a, b\}) = (\Delta \cap 2345, \Delta \cap 12)$ .

Following the same process,  $\Delta(a) = 12$  is described in  $L_C$  by  $(\Delta \subseteq 12345, \Delta \subseteq 12)$  and  $\Delta(b) = 234$  is described by  $(\Delta \subseteq 2345, \Delta \subseteq 1234)$ . The most specific  $L_C$  pattern occurring in  $\{a, b\}$  is  $\text{int}_C(\{a, b\}) = (\Delta \subseteq 12345, \Delta \subseteq 1234)$ .

Table 1: Most specific  $L_C$  and  $L_I$  patterns occurring in object subsets.

$S$	$\Delta$	$\text{int}_I(S)$	$\equiv_I$	$\text{int}_C(S)$	$\equiv_C$
$\{a\}$	1 2	$\Delta \cap 2345, \Delta \cap 1$	$\Delta \supseteq 12$	$\Delta \subseteq 12345, \Delta \subseteq 12$	$\Delta \subseteq 12$
$\{b\}$	2 3 4	$\Delta \cap 45, \Delta \cap 12$	$\Delta \supseteq 234$	$\Delta \subseteq 2345, \Delta \subseteq 1234$	$\Delta \subseteq 234$
$\{a, b\}$		$\Delta \cap 2345, \Delta \cap 12$	$\Delta \cap 2$	$\Delta \subseteq 12345, \Delta \subseteq 1234$	$\Delta \subseteq 1234$

**Interpreting patterns** Recall that any  $L_C$  pattern rewrites as  $\Delta \subseteq M_L \cap M_R$ . We call this simpler writing the *interpretation* of the pattern in  $L_C$  (see column  $\equiv_C$  in Table 1). Interpretation is less straightforward regarding  $L_I$  patterns (see column  $\equiv_I$  in Table 1). Let us consider pattern  $(\Delta \cap M_L, \Delta \cap M_R)$ :

- Whenever  $M_L \cap M_R$  intersects the pattern rewrites as  $\Delta \cap (M_L \cap M_R)$ , for instance  $\text{int}_I(\{a, b\}) = (\Delta \cap 2345, \Delta \cap 12)$  rewrites as  $\Delta \cap 2$ .
- Whenever  $M_L$  and  $M_R$  does not intersect,  $\Delta$  has to include both the minimal value of  $M_L$  and the maximal value of  $M_R$  thus resulting in a  $\Delta \supseteq M$  interpretation. For instance  $d_I(b) = (\Delta \cap 45, \Delta \cap 12)$  rewrites as  $\Delta \supseteq 234$ .

In the next section, we give a formal and more general presentation of  $L_I$ .

### 3.2 Interval patterns in $L_I$

We consider objects  $o$  described by an interval value  $\Delta(o)$  included in some domain  $D$  that we consider, with no generality loss, to be of the form  $]\delta_m, \delta_M]$ .

$L_I^k$  relies on half-bounded intervals whose bounds belongs to  $T = \{s_1, \dots, s_k\}$ :

- $\Delta \cap ]s_i, \delta_M]$ , we also write  $\cap > s_i$ , occurs in  $o$  when  $\Delta(o)$  intersects  $]s_i, \delta_M]$ .
- $\Delta \cap ]\delta_m, s_i]$ , we also write  $\cap \leq s_i$  occurs in  $o$  when  $\Delta(o)$  intersects  $]\delta_m, s_i]$ .

By denoting  $\delta_m$  by  $s_0$  and  $\delta_M$  by  $s_{k+1}$  we add two (virtual) constraints  $\cap > s_0$  and  $\cap \leq s_{k+1}$  which are always true. We may then define a  $L_I^k$  pattern<sup>5</sup> as the conjunction  $(\cap > s_i, \cap \leq s_j)$  with  $i \in 0..k$  and  $j \in 1..k+1$ . We denote by  $T^+$  the bounds set  $T \cup \{s_0, s_{k+1}\}$ . If no confusion is possible we write  $L_I^k$  as  $L_I$ .

Patterns are partially ordered by *specificity* and  $q_1$  is more specific than  $q_2$ , i.e.  $q_1 \geq q_2$ , whenever any object interval  $\Delta$  that satisfies  $q_1$  also satisfies  $q_2$ . The specificity order defines  $L_I$  as a lattice which in the finite case only requires that any pattern pair  $q_1, q_2$  have a unique greatest lower bound  $q_1 \wedge q_2$  in  $L_I$ . Namely,  $q_1 \wedge q_2$  is the unique most specific pattern such that  $q_1 \wedge q_2 \leq q_1$  and  $q_1 \wedge q_2 \leq q_2$ :

**Proposition 2.** *Let  $q_1 = (\cap > s_{i_1}, \cap \leq s_{j_1})$  and  $q_2 = (\cap > s_{i_2}, \cap \leq s_{j_2})$  be two patterns in  $L_I$  with  $s_{i_1}, s_{j_1}, s_{i_2}, s_{j_2} \in T^+$  then*

$$q_1 \geq q_2 \text{ iff } s_{i_1} \geq s_{i_2} \text{ and } s_{j_1} \leq s_{j_2} \quad (3)$$

$$q_1 \wedge q_2 = (\cap > s_i, \cap \leq s_j) \text{ where} \quad (4)$$

$$s_i = \min(s_{i_1}, s_{i_2}) \text{ and} \quad (5)$$

$$s_j = \max(s_{j_1}, s_{j_2}) \quad (6)$$

<sup>5</sup>  $I$  stands for Intersects

For instance  $\cap > s_i$  is more specific than  $\cap > s_{i-1}$  while  $\cap \leq s_i$  is more specific than  $\cap \leq s_{i+1}$ . As a consequence  $(\cap > s_2, \cap \leq s_4)$  is more specific than  $(\cap > s_1, \cap \leq s_5)$  but is not more specific than  $(\cap > s_1, \cap \leq s_3)$ .

### 3.3 Interpreting $L_I$ patterns

A pattern as  $(\cap > s_1, \cap \leq s_5)$  occurs  $\Delta$  intersects  $]s_1, s_5]$ , i.e.  $\Delta \cap ]s_1, s_5]$  while a pattern as  $(\cap > s_5, \cap \leq s_2)$  may be interpreted as  $\Delta \supseteq [s_2, s_5 + \epsilon]$  when intervals  $\Delta$  are defined with some resolution  $\epsilon$ , for instance  $\epsilon = 1$  when bounds are integers. To summarize we may interpret  $L_I$  as made of two kind of patterns:

**Proposition 3 (Interpreting  $L_I$  patterns).** *In  $L_I$*

$$\Delta \cap ]s_i, s_{i+m}] \text{ interprets } (> s_i, \leq s_{i+m}) \text{ whenever } m > 0 \quad (7)$$

$$\Delta \supseteq [s_{i-m}, s_i + \epsilon] \text{ interprets } (> s_i \leq s_{i-m}) \text{ whenever } m \geq 0 \quad (8)$$

### 3.4 $L_I$ and the concept lattice of indistinguishable objects

We consider that two interval objects  $\Delta$  are *indistinguishable* whenever they occur in exactly the same patterns. Indistinguishability is an equivalence relation and we consider the set  $O^k$  of its equivalence classes. We have then:

**Proposition 4.** *The set  $O^k$  of distinguishable object intervals in  $L_I^k$  has size*

$$|O^k| = (k+1)(k+2)/2 \quad (9)$$

*Example 1.* Figure 1 represents the set  $O^2$  of 6 distinguishable intervals representing objects using  $L_I^2$  patterns: only interval object pairs  $\Delta, \Delta'$  that are included in different  $]s_i, s_{i+1}]$  intervals or cross a different set of frontiers  $s_i$  are distinguishable in  $L_I^2$ : 3 cross no  $s_i$  frontier, 2 cross 1 frontier and 1 cross 2 frontiers leading to  $\sum_{f=0}^{f=k} k+1-f = \sum_{f=0}^{f=k+1} f = 3 * 4/2 = 6$  interval objects.

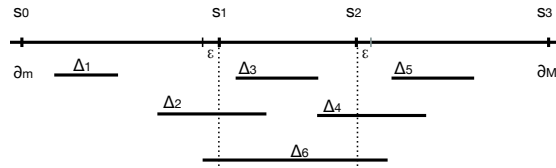


Fig. 1: The set of 6 distinguishable interval objects when  $T = \{s_1, s_2\}$

*Example 2.* Figure 2-left) displays the lattice  $(L_I^2, \leq)$  defined on  $T = \{s_1, s_2\}$ . On top we have the least specific pattern  $\Delta \cap ]s_0, s_3]$ , which occurs in any interval  $\Delta$ , and on bottom the most specific pattern  $\Delta \supseteq [s_1, s_2 + \epsilon]$ .

For sake of simplicity, we have excluded the  $\emptyset$  interval from the  $\Delta$  domain. That would result in an additional object in  $O^k$  and a new bottom node  $\Delta = \perp$  in  $L_I$ .

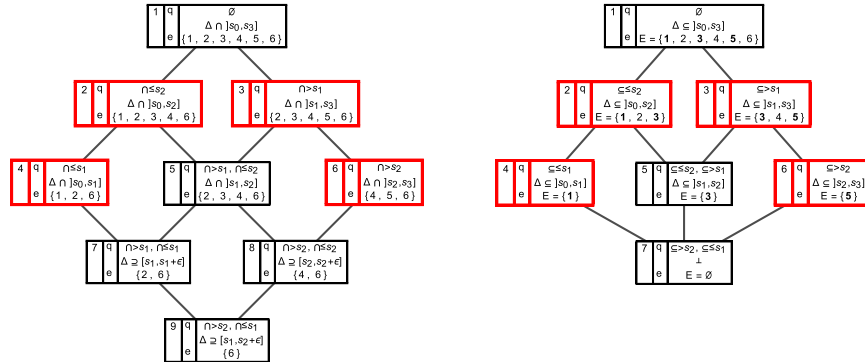


Fig. 2: The lattices  $L_I^2$  and  $L_C^2$  defined on  $T = \{s_1, s_2\}$  and represented as concept lattices with respect to  $O_2$ . Each pattern is displayed as  $\cap > s_i, \cap \leq s_j$  (omitting the  $\cap > s_0$  and  $\cap \leq s_3$  trivial constraints) together with its interpretation and its occurrences in  $O^2$ .  $\vee$ -irreducible elements are in red rectangles.

### 3.5 Closed pattern mining on $L_I$

**Object description** Proposition 1 assumes that any object  $o$  as a unique most specific pattern  $d(o)$  among patterns that occurs in  $o$ , which is ensured by:

**Proposition 5.** *Let  $s_l$  and  $s_u$  be defined as follows:*

- $s_l$  is the greatest  $s_i$  in  $T^+$  such that  $\cap > s_i$  holds on  $\Delta(o)$
- $s_u$  is the smallest  $s_j$  in  $T^+$  such that  $\cap \leq s_j$  holds on  $\Delta(o)$

*The most specific  $L_I$  pattern that occurs in  $o$  is  $d(o) = (\cap > s_l, \cap \leq s_u)$*

*Proof* First, by hypothesis  $(\cap > s_l, \cap \leq s_u)$  occurs in  $o$  as both constraints are satisfied. Second, patterns  $(\cap > s_i, \cap \leq s_j)$  with either  $i > l$  or  $j < u$ , also by hypothesis, does not occur in  $o$ . Finally all patterns  $(\cap > s_i, \cap \leq s_j)$  with  $i \leq l$  and  $j \geq u$  are less specific than  $(\cap > s_l, \cap \leq s_u)$  (the constraints are weaker). As a consequence  $(\cap > s_l, \cap \leq s_u)$  is the most specific pattern that occurs in  $o$ . Furthermore, assume  $u > l+1$ , it means that  $\Delta(o)$  intersects  $]s_l, s_u]$ , but in this case  $\Delta(o)$  also intersects  $]s_l, s_{l+1}]$  and therefore  $(\cap > s_l, \cap \leq s_{l+1})$  occurs in  $o$ . This means that  $(\cap > s_l, \cap \leq s_u)$  is not the most specific pattern occurring in  $o$ . Therefore we have  $u \leq l+1$ .  $\square$

*Example 3.* Consider objects  $o_2$  and  $o_5$  with interval objects  $\Delta_2$  and  $\Delta_5$  from  $O^2$  displayed Figure 1 together with the  $L_I^2$  lattice displayed Figure 2-left. We have:

$$d(o_2) = (\cap > s_1, \cap \leq s_1) \text{ i.e. } \Delta \supseteq ]s_1, s_1 + \epsilon] \text{ (node 7 Figure 2-left)}$$

$$d(o_5) = (\cap > s_2, \cap \leq s_3) \text{ i.e. } \Delta \cap ]s_2, s_3] \text{ (node 6 Figure 2-left)}$$

**Closed intersection based pattern mining** As  $L_I$  is a lattice and that each object as a unique description in  $L_I$  Proposition 1 states that closed patterns

with respect to an object set are properly defined. The closed pattern with same occurrences as any pattern  $q$  is then defined in Equation 1.

*Example 4.* We consider  $L_I^2$  displayed Figure 2-left together with an object set  $\{o_2, o_3, o_4, o_5\}$  with respective  $\Delta$  values  $\{\Delta_2, \Delta_3, \Delta_4, \Delta_5\}$  extracted from  $O^2$ . The top pattern  $\top$  (node 1) has extension  $\text{ext}(\top) = \{o_2, o_3, o_4, o_5\}$  whose objects are respectively described in nodes 7, 5, 8, 6 (the object description is the first node from bottom to top in which extension the object appears). We have then that the closed pattern  $(\cap > s_0, \cap \leq s_3)$  with same extension as the top pattern  $\text{int}(\{o_2, o_3, o_4, o_5\})$  is found in their lowest ancestor in the lattice, namely node 3.

### 3.6 Intersection based pattern encoding as an itemset

Encoding of  $L_I^k$  patterns as itemsets allows using standard FCA and itemsets CPM algorithms to enumerate closed patterns. As  $L_I^k$  is a lattice, any pattern  $q$  has a maximal representation as the subset of  $\vee$ -irreducible<sup>6</sup> elements less specific than  $q$ . These irreducible elements are the  $\cap > s_i$  and  $\cap \leq s_i$  patterns. Hence the following proposition:

**Proposition 6.** *Let  $q = (\cap > s_i, \cap \leq s_j)$  be a pattern in  $L_I$  then  $q$  rewrites as  $R(q) = \{\cap > s_v \mid v \leq i \in T\} \cup \{\cap \leq s_v \mid v \geq j \in T\}$*

Conversely, the original form  $q = (\cap > s_i, \cap \leq s_j)$  of any pattern may be retrieved from this maximal representation:

**Proposition 7.** *Let  $R(q)$  be the maximal representation of pattern  $q$ , and let*

- $i_L$  be the greatest  $i$  such that  $\cap > s_i$  belongs to  $R(q)$  if it exists
- $i_R$  be the smallest  $i$  such that  $\cap \leq s_i$  belongs to  $R(q)$  if it exists

*Then we have  $q = (\cap > s_{i_L}, \cap \leq s_{i_R})$*

*Example 5.* In  $L_I^2$  displayed in Figure 2-left, the  $L_I$  pattern  $(\cap > s_2, \cap \leq s_2)$  (node 8) has maximal representation  $\{\cap > s_1, \cap > s_2, \cap \leq s_2\}$ , figuring  $\vee$ -irreducible elements above  $q$  in the lattice.

Using maximal representations, we may implement the *int* and *ext* operators:

**Proposition 8.** *Let  $q_1$  and  $q_2$  be  $L_I$  patterns, then*

$$q_1 \geq q_2 \text{ if and only if } R(q_1) \supseteq R(q_2) \quad (10)$$

$$R(q_1 \wedge q_2) = R(q_1) \cap R(q_2) \quad (11)$$

$$\text{ext}(q) = \{o \mid R(q) \subseteq R(d(o))\} \quad (12)$$

$$\text{int}(\{o_1, \dots, o_n\}) = \bigcap_{i \in \{1 \dots n\}} R(d(o_i)) \quad (13)$$

<sup>6</sup> A  $\vee$ -irreducible element  $q$  cannot be obtained as the join  $q' \vee q''$  of two elements  $q'$  and  $q''$ . In a powerset  $2^I$  they are the singletons.

### 3.7 Using $L_I$ to mine bibliographic data

In the experiments discussed in this section, as well as experiments discussed in Sections 5 and 6 closed pattern enumeration is performed using the top-down closed itemset mining program from the minerLC software<sup>7</sup>[10].

Table 2 displays a pattern set selection made of 12 closed bi-patterns<sup>8</sup> from a study regarding expert retrieval from semantic annotation of authors and cited publications. A bi-pattern displays constraints about authors and about publications cited by authors in a bipartite graph. Only authors have a publication period  $\Delta_A$  while publications have a publication year  $Y_P$ . Interval data regarding the publication period  $\Delta_A$  of authors is handled using a  $L_I^4$  pattern language. The thresholds in  $T$  have been defined as  $\{1992, 1999, 2004, 2007\}$  with bounds  $s_0 = 1985$  and  $s_5 = 2012$  and a resolution  $\epsilon = 1$  year. In order to ease the reading we rewrite the interval subpatterns using closed intervals, i.e. for instance  $\Delta_A \cap ]2007, 2012]$  is rewritten as  $\Delta_A \cap [2008, 2012]$ .

The  $\Delta_A$  subpatterns range from very general to very specific ones. For instance,  $\Delta_A \cap [1993, 2007]$  appearing in bi-pattern 2 only requires an author to have published some article between 1993 and 2007, while  $\Delta_A \supseteq [1999, 2000]$  from bi-pattern 11 requires the publication period of the author to include [1999..2000].

#### P Description

---

1	inf._extr., $\Delta_A \cap [2008, 2012]$ , $Y_P > 1999$
2	inf._extr., nat._lang._processing, $\Delta_A \cap [1993, 2007]$ , $Y_P \leq 2007$
3	inf._extr. $\Delta_A \supseteq [1992, 1993]$ , $Y_P \leq 2004$
4	inf._extr., languages..., $\Delta_A \supseteq [2004, 2008]$ , $Y_P \leq 1999$
5	inf._extr., user_information, $\Delta_A \cap [1993, 1999]$ , $1992 < Y_P \leq 2007$
6	inf._extr., learning, $\Delta_A \supseteq [2004, 2005]$ , $1992 < Y_P \leq 2007$
7	inf._extr., $\Delta_A \supseteq [1999, 2005]$ , $2004 < Y_P \leq 2007$
8	inf._extr., cond._random_field, $\Delta_A \cap [2005, 2007]$ , $1999 < Y_P \leq 2007$
9	inf._extr., languages, named_entity_recog., $\Delta_A \supseteq [2004, 2008]$ , $1992 < Y_P \leq 2007$
10	inf._extr., correl._analysis, $\Delta_A \supseteq [1999, 2008]$ , $Y_P \leq 1999$
11	inf._extr., languages, nat._lang._processing, $\Delta_A \supseteq [1999, 2000]$ , $1992 < Y_P \leq 1999$
12	inf._extr., named_entity_recognition, $\Delta_A \cap [1993, 2004]$ , $1999 < Y_P \leq 2004$

Table 2: 12 bi-patterns from the semantic annotation problem.

## 4 $L_I$ , $L_C$ and $L_{IC}$

$L_C$  is a variant of interordinal scaling [5] which as noticed in [11] leads to a pattern language for interval variables.  $L_C^k$  is built on the following constraints:

- $\Delta \subseteq ]s_i, s_{k+1}]$  further referred to as  $\subseteq > s_i$  and

<sup>7</sup> <https://lipn.univ-paris13.fr/MinerLC/>

<sup>8</sup> When mining bi-partite graphs built on two vertex set  $V_1$  and  $V_2$ , a bi-pattern is a pair of patterns applying respectively to objects from  $V_1$  and from  $V_2$ .



–  $\Delta \subseteq ]s_0, s_i]$  further referred to as  $\subseteq \leq s_i$

In the same way as in  $L_I$  a pattern in  $L_C$  is of the form  $(\subseteq > s_i, \subseteq \leq s_j)$  with  $i, j \in T^+$  and  $i < j$  to which is added the always false pattern  $\perp$ . We refer to [11] for closed pattern mining in such a language. The lattice is defined in a very similar way as for  $L_I$  and indeed Proposition 2, when replacing within patterns  $\cap$  by  $\subseteq$ , as well as Proposition 8, still hold.  $L_C$  is different from  $L_I$  as we can see by comparing  $L_I^2$  (Figure 2-left) and  $L_C^2$  (Figure 2-right) on indistinguishable objects from  $O^2$  (see Figure 1). Interpretations are obtained as follows:

**Proposition 9.** *In  $L_C \Delta \subseteq ]s_i, s_{i+m}]$  interprets  $(\subseteq > s_i, \subseteq \leq s_{i+m})$  for  $m > 0$*

### 4.1 $L_{IC}$

We consider now the language  $L_{IC}^k$  that mixes constraints from  $L_I^k$  and from  $L_C^k$ . Note that constraints from  $L_C^k$  are negations of constraints from  $L_I^k$ :  $\Delta \subseteq ]s_i, s_{k+1}]$  holds whenever  $\Delta \cap ]s_0, s_i]$  fails and  $\Delta \subseteq ]s_0, s_i]$  holds whenever  $\Delta \cap ]s_i, s_{k+1}]$  fails. In  $L_{IC}^2$  displayed Figure 3 the nodes from  $L_I^2$  are represented as grey-colored rectangles while  $\vee$ -irreducible patterns, i.e. atomic constraints from both languages, are in red rectangles. Note that some nodes are from neither  $L_I^2$  nor  $L_C^2$  as node 19 (with extension  $\{2\}$  in  $O^2$ ) and node 16 (with extension  $\{4\}$ ).

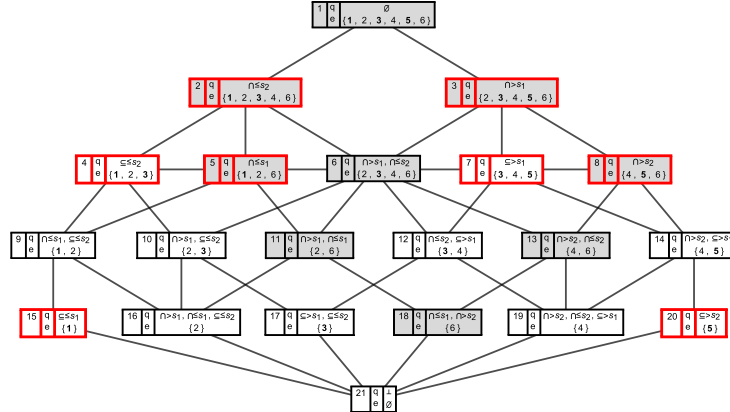


Fig. 3: The lattice  $L_{IC}^2$  defined on  $T = \{s_1, s_2\}$ . Nodes belonging to  $L_I^2$  are grey-colored while  $\vee$ -irreducible constraints are within red rectangles.

*Example 6.* The  $L_{IC}$  pattern  $(\cap > s_2, \cap \leq s_2, \subseteq > s_1)$  is interpreted as  $(\Delta \supseteq ]s_2, s_2 + \epsilon], \Delta \subseteq ]s_1, s_3])$  (node 19 in Figure3) and only occurs in object  $o_4$ .

<sup>8</sup> standing for Intersects Includes and Contained

Finally, when considering  $L_{IC}^2$  displayed Figure 3 it is interesting to note that all singletons  $\{\Delta_i\}$  are represented as lowest nodes of the lattice above  $\perp$ :

**Proposition 10.** *All distinguishable intervals when considering  $T = \{1 \dots k\}$  are represented as singletons in  $L_{IC}^k$ .*

## 5 Experiments on uncertain data

In order to experiment our interval pattern languages we transformed the well known Iris dataset by replacing numerical values by intervals containing the real value. The transformation protocol was previously used on this dataset in [9]. In the Iris dataset there are 150 iris flower each described by 4 variables representing petal length ( $P_l$ ) and width ( $P_w$ ), together with sepal length ( $S_l$ ) and width ( $S_w$ ). The flowers are partitioned into 3 classes corresponding to three species. The protocol to transform numerical values to intervals is as follows: For each variable we consider two bounds  $\delta_M$  and thresholds  $\{s_1, \dots, s_4\}$  obtained by considering 5 equal-width bins. Then, the value  $y$  of each variable is replaced by an interval  $\Delta_y$  by i) Drawing a size  $w$  uniformly between 0 and  $(\delta_M - \delta_m)/2$  and ii) Defining  $\Delta_y = ]y_l, y_r]$  where  $y_l = \max(\delta_m, y - w)$  and  $y_r = \min(\delta_M, y + w)$ . In what follows we first look at how well interval patterns represent the original iris classes, then we compare clustering results using the various interval pattern languages.

### 5.1 $L_I$ , $L_C$ and $L_{IC}$ closed patterns and distance to classification

We enumerate closed patterns with support at least 20 in various settings:

1.  $L_{Num}^4$  in which for variable  $Y$  we consider  $y > s_i$  and  $y \leq s_i$  constraints.
2. Transformed dataset with, for each interval variable, pattern language  $L_C^4$
3. Transformed dataset with, for each interval variable, pattern language  $L_I^4$
4. Transformed dataset with, for each interval variable, pattern language  $L_{IC}^4$

The results are summarized Table 3 which reports in the four settings the *number of closed patterns* with support at least 20, the *covering* of the set of closed patterns, i.e. the number of flowers belonging to at least one of these support sets, the *average size of these support sets* and the *distance between the set of support sets and the original partition* of the 150 flowers in 3 classes (see below). We also report the *distance between the set of support sets and a random partition* in three classes of 50 flowers<sup>9</sup> in order to evaluate significance of the difference in distances of the support sets to the original partition. The distance between a set of support sets  $S$  and a partition  $C$  is defined as  $d_s(S, C) = (1/|C|) \sum_{c \in C} \min_{s \in S} d_J(c, s)$  where  $d_J(s, c)$  is the Jaccard distance between subsets  $c$  and  $s$ . Informally this distance consider each class  $c$  in  $C$  and looks for the closest subset  $s$  in  $S$ . Whenever all classes in  $C$  are also found as subsets in  $S$  this distance is null and we obtain the true classification by identifying one pattern for each class.

<sup>9</sup> Obtained by random exchanges between elements of classes in the original partition

Language	#Patterns	Covering	Support	Dist. to Classes	Dist. to Random
$L_{Num}^4$	1948	150	41.213	0.110707	0.65
$L_C^4$	84	150	39.3214	0.297969	0.66
$L_I^4$	46985	150	50.7512	0.209509	0.63
$L_{IC}^4$	121181	150	41.4479	0.166609	0.63

Table 3: Closed patterns in from the iris dataset using  $L_{Num}$ ,  $L_C^4$ ,  $L_I^4$  and  $L_{IC}^4$

As expected we observe that the number of closed patterns in  $L_C^4$  is very small compared to those obtained with  $L_{Num}^4$ , while the number of closed patterns in  $L_I^4$  and  $L_{IC}^4$  is much larger. Regarding the distance of the sets of support sets to the original partition and to random partitions, we first observe for all languages large distances (beyond 0.6) to random partitions. On the contrary, distances to the original partition display differences between languages. The smallest distance (0.11) is as expected obtained from  $L_{Num}$ . Adding random uncertainty to the variables decreases their ability to retrieve the original classes, which translates into a higher distance between the original partition and the sets of support sets. The worst result ( $\approx 0.3$ ) is obtained with  $L_C^4$  that still is much lower than in the random case. The distance obtained with  $L_I^4$  is lower ( $\approx 0.21$ ) and the distance obtained with  $L_{IC}^4$  is even lower ( $\approx 0.17$ ) closer to the distance obtained with  $L_{Num}$ . We also observe a total covering whatever is the language.

### 5.2 Clustering with interval pattern languages

We have experimented clustering of these modified datasets. For these tasks we added a  $L_{Ori}$  line referring to the original description of objects as a vector of 4 numerical values. We report Table 4 the overall F-measure (see [9]) of the clustering result when compared to the original three classes partition. Clustering is performed using the k-medoids algorithm ( $k = 3$ ). We averaged the overall F-measure on 200 trials. Table 4 gives answers on questions regarding clustering:

Language	F-measure	std
$L_{Ori}$	0.900	$\pm 0.001$
$L_{Num}^4$	0.860	$\pm 0.036$
$L_C^4$	0.814	$\pm 0.059$
$L_I^4$	0.856	$\pm 0.041$
$L_{IC}^4$	0.841	$\pm 0.039$

Table 4: Average overall F-measure of 3-medoids clustering on 200 trials.

- $L_{Ori}$  vs  $L_{Num}$ : Clustering results display a clear F-measure loss (0.90 vs 0.86) when compared to the reference three classes partition.

- $L_{Num}^4$  vs  $L_C^4, L_I^4, L_{IC}^4$ : What is the information loss resulting from adding uncertainty to scaled values? As a result of performing Student t-tests  $L_{Num}^4$  F-measure (0.86) differs significantly (with p-value  $< 10^{-4}$ ) from  $L_C^4$  (0.814) and from  $L_{IC}^4$  (0.841) but does not differ significantly from the  $L_I^4$  (0.856). Clearly  $L_C^4$  results in a F-measure loss while  $L_I^4$  does not, and  $L_{IC}^4$  display worse but close to  $L_I^4$ .

We have compared our clustering results on the iris dataset to those presented in [9]. The k-medoid clustering algorithm adapted to uncertain data resulted in a 0.84 F-measure value close to the values we obtained using  $L_I^4$  (0.856) and  $L_{IC}^4$  (0.841). This suggests that handling intervals using relevant languages allows using standard clustering algorithms with results comparable to those obtained by methods specifically designed to handle intervals.

## 6 Patterns on distributional data

An interval variable  $\Delta$  may come from various kind of data, among which those where  $\Delta$  represents uncertainty on some numerical variable  $Z$ . We consider then  $Z$  as a random variable whose cumulative distribution function (*cdf*)  $F$ , defined as  $F(z) = p(Z \leq z)$ , depends on the object  $o$ .

$L_{I^\alpha}$  We define then the language  $L_{I^\alpha}$ , with  $0 < \alpha < 0.5$  as built on the following atomic patterns for all thresholds  $s \in S$ :

$$F(s) > \alpha, F(s) < 1 - \alpha \quad (14)$$

$L_{IC^\alpha}$  We add to the two atomic patterns of  $L_{I^\alpha}$  their negations

$$F(s) \leq \alpha, F(s) \geq 1 - \alpha \quad (15)$$

Let us then define the interval  $\Delta_\alpha$  with  $F$  values between  $\alpha$  and  $1 - \alpha$ , i.e.  $\Delta_\alpha = \{y, | F(y) > \alpha, F(y) \leq 1 - \alpha\}$  and express these distributional constraints as interval constraints:

$$\Delta_\alpha \cap ]\delta_m, s] \neq \emptyset \equiv F(s) > \alpha \quad (16)$$

$$\Delta_\alpha \cap ]s, \delta_M] \neq \emptyset \equiv F(s) < 1 - \alpha \quad (17)$$

$$\Delta_\alpha \subseteq ]s, \delta_M] \equiv F(s) \leq \alpha \quad (18)$$

$$\Delta_\alpha \subseteq ]\delta_m, s[ \neq \emptyset \equiv F(s) \geq 1 - \alpha \quad (19)$$

**Continuous distributions** As  $F$  is continuous and strictly increasing on  $[q_0, q_1]$ , we have that for any  $v \in [0, 1]$ ,  $q^v = F^{-1}(v)$  exists. With  $\alpha \in ]0, 0.5[$  we have:

- $F(s) > \alpha$  rewrites as  $s > q^\alpha$ ,  $F(s) < 1 - \alpha$  rewrite as  $s < q^{1-\alpha}$
- $F(s) \leq \alpha$  rewrites as  $s \leq q^\alpha$ ,  $F(s) > 1 - \alpha$  rewrites as  $s \geq q^{1-\alpha}$

With  $L_{I^\alpha}$  we may express for any object  $o$  whether  $s$  is on the right side of  $q^\alpha$  and whether it is on the left side of  $q^{1-\alpha}$ . We may then express whether  $s$  belongs to the interval  $I^\alpha = ]q^\alpha, q^{1-\alpha}[$  such that  $p(Z \in I^\alpha) = p(Z \in \Delta_\alpha) = F(1 - \alpha) - F(\alpha) = 1 - 2\alpha$ . With the full  $L_{IC^\alpha}$  language, we may also express whether  $s$  is on the left side of  $q^\alpha$  and whether  $s$  is on the right side of  $q^{1-\alpha}$ . Now a distribution is often represented by its  $n$ -quantiles  $q_i$  such that  $F(q_i) = i/n$ . When  $\alpha = 1/n$ ,  $q^\alpha$  and  $q^{1-\alpha}$  represent the first and last  $n$ -quantile of the distribution.

*Example 7.* Consider 10-quantiles, i.e. deciles, and an infinite domain  $D$  with thresholds  $T = \{-0.5, 2.5, 4.5, 6.5\}$ .

Consider an object  $o_1$  whose  $Z$  variable follows a normal distribution  $\mathcal{N}(2, 1)$ . The bounds  $q_1$  and  $q_9$  as well as the threshold  $s_2 = 2.5$  are reported Figure 4. We have  $q_1 < s_2 < q_9$  which means that pattern  $1/10 < F(s_2) < 9/10$  occurs in  $o_1$ .

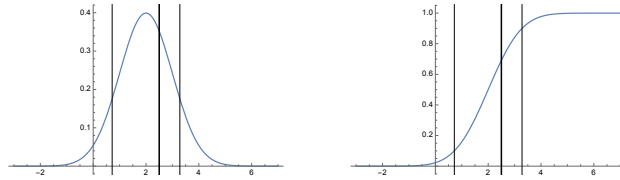


Fig. 4: Density (left) and repartition function(right) of  $\mathcal{N}(2, 1)$  distribution. The vertical bars figure  $q_1$  and  $q_9$  while the thick vertical bar represents  $s_2 = 2.5$ .

**Discrete distributions** Whenever  $F$  is discrete, the  $Z$  values belong to some countable subset  $C$  of  $\mathcal{R}$ . To express patterns with respect to the  $s$  value we need to define  $q^\alpha$  and  $q^{1-\alpha}$  for any  $\alpha$ . To match our definitions we define them as  $q^\alpha = \max\{c \in C \mid F(x) \leq \alpha\}$  and  $q^{1-\alpha} = \min\{c \in C \mid F(x) \geq 1 - \alpha\}$ .

*Example 8.* Consider the discrete uniform distribution on  $C = 1..4$  and  $\alpha = 1/5$ .

- $F(s) > 1/5$  happens whenever  $s > 0$ . So  $q^{1/5} = 0$  and we have indeed  $\max\{c \in C \mid F(x) \leq 1/5\} = 0$
- $F(s) < 4/5$  happens whenever  $s < 4$ . So  $q^{4/5} = 4$  and we have indeed  $\min\{c \in C \mid F(x) \geq 4/5\} = 4$

### 6.1 Simulation of uncertainty and classification experiments

In our previous experiments in Section 5, for each variable  $Z$  the true value  $z$  in object  $o$  were in most cases the center of the interval representing  $Z$  uncertainty in  $o$ . To investigate the effect of uncertainty on classification we need to introduce uncertainty in a more realistic way. We propose the following scenario:

1. The experimenter measures  $Z$  with a device returning a value following a Normal distribution  $F_z$  centered on the unknown true value  $z$  with a standard deviation  $\sigma$  which only depends on the device.

2. The device returns the value  $v$ . The experimenter then represents the  $Z$  value by a Normal distribution  $F_v$  centered around  $v$  with standard deviation  $\sigma$ .

We benefit then from the following proposition:

**Proposition 11.** *If the distribution is symmetric with median value  $m$ , i.e.  $F(m - z) = 1 - F(m + z)$ , we have for any  $\alpha \in ]0, 0.5]$*

$$\alpha < F_z(v) < 1 - \alpha \text{ if and only if } \alpha < F_v(z) < 1 - \alpha \quad (20)$$

This means that if the observed value  $v$  is within a range around the true value  $z$  of probability  $1 - 2\alpha$ ,  $z$  also is within a range of same probability around  $v$ .

In our experiments we apply the same treatment to the four variables:

- We draw a value of  $\sigma$  for each object, and then draw a value  $v$  following  $F_z$ . We obtain a new dataset  $IrisO$  in each object of which  $z$  is replaced by  $v$ . We then build  $IrisOD$  each object of which is represented by the distribution  $F_v$ .
- We encode  $IrisO$  and  $IrisOD$  with threshold sets  $T^4$  and  $T^8$ .  $IrisO$  is encoded into  $IrisNumO$ .  $IrisOD$  is encoded into  $IrisOD\alpha$  using  $L_I^{0.1}$  and into  $IrisOD_{0.1,0.25}$  using both atoms from  $L_I^{0.1}$  and from  $L_I^{0.25}$ .

For each object  $o$ , the standard deviation  $\sigma$  of  $F_z$  is drawn as follows. Let  $z_{min}, z_{max}$  be the extrema of  $Z$  on the dataset, we assign them as first and last deciles of a Normal distribution  $\mathcal{N}((z_{min} + z_{max})/2, \sigma_{max})$ . Then, we draw  $\sigma_o$  from  $]0, \sigma_{max}/r]$  where  $r$  is a reduction factor fixed at  $r = 1.75$ .

We ran then classification experiments, using a Random Forest classifier on these various datasets. Table 5 shows that for both 4 and 8 thresholds the distributional encodings  $L_{OD_{0.1-0.25}}$  display a better accuracy than direct value  $v$  encoding. The 8 thresholds  $L_{OD_{0.1-0.25}}$  accuracy (0.906) is even better than the one of raw  $v$  value (0.886).

Language.	Acc.	std	Language.	Acc.	std
$L_O$	0.886	$\pm 0.015$			
$L_{NumO}^4$	0.865	$\pm 0.018$	$L_{NumO}^8$	0.881	$\pm 0.012$
$L_{OD_{0.1}}^4$	0.883	$\pm 0.012$	$L_{OD_{0.1}}^8$	0.881	$\pm 0.013$
$L_{OD_{0.1-0.25}}^4$	0.884	$\pm 0.013$	$L_{OD_{0.1-0.25}}^8$	0.906	$\pm 0.013$

Table 5: 10-10 cross-validation classification accuracies on the simulated datasets.

## 7 Conclusion

We have investigated the interval pattern language  $L_I$ , which is based on intersection-based constraints and compared in term of expressivity, and experimentally  $L_I$  to the inclusion-based pattern language  $L_C$  and to  $L_{IC}$  that combines intersection based and inclusion based constraints. All these languages are lattices ordered by specificity, adequate for FCA and closed pattern mining

and may be implemented in the standard closed itemset setting. As shown in the various experiments  $L_I$  results in much more closed patterns, with a wide range from very specific to very general patterns. In contrast, the standard inclusion-based approach implemented in  $L_C$  tends to lead to overgeneral patterns even with small supports. We have also applied the approach to distributional data, by representing a distribution by a small set of intervals, each corresponding to first and last quantiles. Our first experiments, realistically simulating data uncertainty, show some increase in accuracy with respect to simply encoding the simulated value. Still these results are preliminary and deserve more investigations.

## References

1. Hans-Hermann Bock and Edwin Diday. *Analysis of Symbolic Data: Exploratory Methods for Extracting Statistical Information from Complex Data*. 01 2000.
2. Federica Gioia and Carlo N. Lauro. Principal component analysis on interval data. *Computational Statistics*, 21(2):343–363, 2006.
3. Guénaél Cabanes, Younès Bennani, Renaud Destenay, and André Hardy. A new topological clustering algorithm for interval data. *Pattern Recognit.*, 46(11):3030–3039, 2013.
4. Mehdi Kaytoue, Sergei O. Kuznetsov, and Amedeo Napoli. Revisiting numerical pattern mining with formal concept analysis. In *IJCAI*, pages 1342–1347. IJCAI/AAAI, 2011.
5. Bernhard Ganter and Rudolf Wille. *Formal Concept Analysis - Mathematical Foundations*. Springer, 1999.
6. Mehdi Kaytoue, Zainab Assaghir, Nizar Messai, and Amedeo Napoli. Two complementary classification methods for designing a concept lattice from interval data. In *Foundations of Information and Knowledge Systems*, pages 345–362. Springer Berlin Heidelberg, 2010.
7. Hans-Peter Kriegel and Martin Pfeifle. Density-based clustering of uncertain data. In *KDD*, pages 672–677. ACM, 2005.
8. Michael Chau, Reynold Cheng, Ben Kao, and Jackey Ng. Uncertain data mining: An example in clustering location data. In *PAKDD*, volume 3918 of *Lecture Notes in Computer Science*, pages 199–204. Springer, 2006.
9. Francesco Gullo, Giovanni Ponti, and Andrea Tagarelli. Clustering uncertain data via k-medoids. In Sergio Greco and Thomas Lukasiewicz, editors, *Scalable Uncertainty Management*, pages 229–242. Springer Berlin Heidelberg, 2008.
10. Henry Soldano, Guillaume Santini, Dominique Bouthinon, Sophie Bary, and Emmanuel Lazega. Bi-pattern Mining of Attributed Networks. *Applied Network Science*, 4(1):37, 2019.
11. Mehdi Kaytoue, Sergei O. Kuznetsov, Amedeo Napoli, and Sébastien Duplessis. Mining gene expression data with pattern structures in formal concept analysis. *Inf. Sci.*, 181(10):1989–2001, 2011.