

Fill in the Blank: Context-aware Automated Text Input Generation for Mobile GUI Testing

1st Zhe Liu
Institute of Software
Chinese Academy of Sciences,
Beijing, China
liuzhe181@mails.ucas.edu.cn

2nd Chunyang Chen
Monash University,
Melbourne, Australia
Chunyang.chen@monash.edu

3rd Junjie Wang
Institute of Software
Chinese Academy of Sciences
*Corresponding author
junjie@iscas.ac.cn

4th Xing Che,
5th Yuekai Huang
Institute of Software
Chinese Academy of Sciences,
Beijing, China

6th Jun Hu
Institute of Software
Chinese Academy of Sciences,
Beijing, China
hujun@iscas.ac.cn

7th Qing Wang
Institute of Software
Chinese Academy of Sciences
*Corresponding author
wq@iscas.ac.cn

Abstract—Automated GUI testing is widely used to help ensure the quality of mobile apps. However, many GUIs require appropriate text inputs to proceed to the next page, which remains a prominent obstacle for testing coverage. Considering the diversity and semantic requirement of valid inputs (e.g., flight departure, movie name), it is challenging to automate the text input generation. Inspired by the fact that the pre-trained Large Language Model (LLM) has made outstanding progress in text generation, we propose an approach named *QTypist* based on LLM for intelligently generating semantic input text according to the GUI context. To boost the performance of LLM in the mobile testing scenario, we develop a prompt-based data construction and tuning method which automatically extracts the prompts and answers for model tuning. We evaluate *QTypist* on 106 apps from Google Play, and the result shows that the passing rate of *QTypist* is 87%, which is 93% higher than the best baseline. We also integrate *QTypist* with the automated GUI testing tools and it can cover 42% more app activities and 52% more pages compared with the raw tool.

Index Terms—Text input generation, GUI testing, Android app, Large language model, Prompt-tuning

I. INTRODUCTION

Due to the portability and convenience of mobile phones [1], mobile applications (apps) now have become indispensable for our daily life in accessing the world [2], [3], [4]. However, it is challenging to guarantee the app quality, especially considering that mobile apps interact with complex environments (e.g., users, devices, and other apps). Since GUI provides a bridge between software apps and end-users through which they can interact with each other, GUI testing is widely used to test if the application is functioning correctly. Although manual GUI testing is often used in practice, automated GUI testing is becoming popular to save human efforts and scaled to different apps on different devices.

There are many automated mobile GUI testing approaches, including model based [5], [6], [7], probability based [8], [9], [10] and deep learning based [11], [12] ones to dynamically

explore mobile apps by executing different actions such as scrolling, clicking based on the analysis of code structure of the current page to verify UI functionality. However, most of them focus on exploration algorithm improvement, while few of them are concerned with the complicated interaction with app like *text input* generation. According to our observation in Section II, most apps have some pages requiring specific text inputs to go to the next page. As seen in Fig 1, without correct information for flight searching, the consecutive pages such as search display, flight info, travel news, airline info and seat map cannot be accessed. That low activity coverage will negatively affect the testing adequacy of automated GUI testing tools [13], [14], [15], [16], [17].



Fig. 1: Example of text input in Android app.

Text input generation is a challenging task to automated GUI testing, even to humans [16], [18], [19], [20], [21], [22], [23]. First, it requires a specific value for different types of the inputs, such as weight for identify setting, the street address for map apps, blood pressure for health apps, movie name for media apps, and source code for coding app (more details seen at Section II-A2). Second, some text inputs within the same UI page may correlate with each other such as different locations in departure and arrival in flight searching, and minimum price setting smaller than that of maximum price in the filter for product searching. Without valid inputs, automated testing

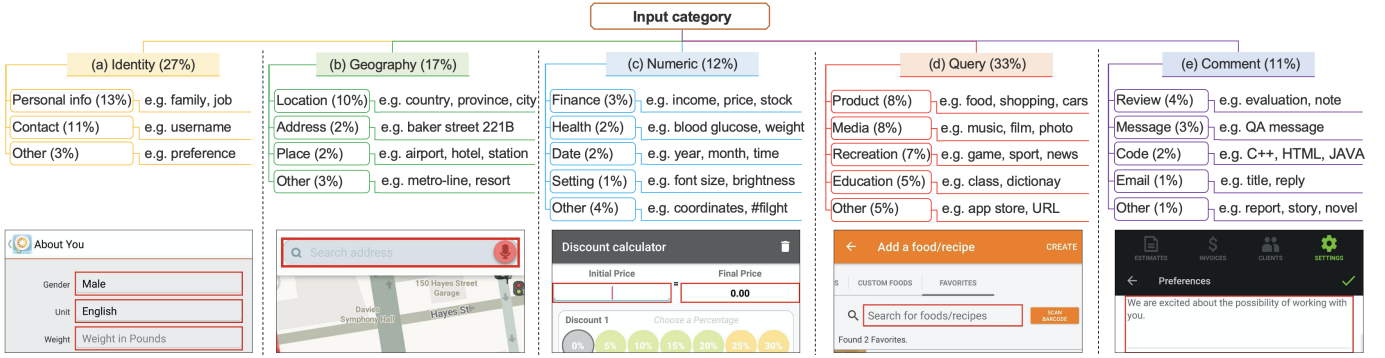


Fig. 2: Example of 5 categories of text input.

tools are unable to proceed to the next UI page, resulting in low testing adequacy and missing potential bugs.

Most current approaches either generate the text inputs with fixed/random string or words like “hello world” [9], [8], [24], [25], [26], or limited heuristic rules [18], [27], [28], [29], [27], [30] by analyzing the source code and extracting constraints. Towards generating semantic input, Liu et al. [19] proposed an RNN (Recurrent Neural Network) based method incorporated with Word2Vec. But it needs a lot of manually labeled data, which can not be generalized to different apps, and does not consider the contextual information mentioned above.

The emerging Large Language Model (LLM) [31], [32], [33], [34] trained on ultra-large-scale corpus is potentially able to understand the input prompt and generate reasonable output. For example, GPT-3 [32] (Generative Pre-trained Transformer-3) from OpenAI with 175 billion parameters trained on billions of tokens can smartly generate articles [35], [36], answer questions [37], write source code [38]. Inspired by the power of LLM, we formulate text input generation question into a close-style fill-in-blank questions answering task by regarding LLM as a knowledge base. Once UI page requiring text inputs is passed, more automated testing techniques can be applied to detect bugs [39], [26], [40], [25], [12].

Inspired by the fact that the LLM has made outstanding progress in news generation, email reply, abstract extraction, etc. [32], [41], [37], [42], we propose an approach, *QTypist*¹ to model the text input information by pre-trained Large Language Model (LLM) to automatically generate input text. Given a GUI page with text input and its corresponding view hierarchy file, we first extract the context information for the text input, and design linguistic patterns to generate prompts for inputting into the LLM. To boost the performance of LLM in mobile input scenarios, we develop a prompt-based data construction and tuning method, which automatically builds the prompts and answers for model tuning.

To evaluate the effectiveness of *QTypist*, we carry out an experiment on 168 text inputs (i.e., EditText) from 106 popular Android apps in Google Play. Compared with 11 common-used and state-of-the-art baselines, *QTypist* can achieve more than 93% boost in passing rate compared with

¹Our approach is named as *QTypist* as it is like an intelligent typist writing correct input text according to different mobile app input scenarios.

the best baseline, resulting in 87% passing rate. As *QTypist* can also generate text with actual meaning, we carry out a user study to check its diversity and significance, the results demonstrate that the text generation performance average score is 4.3 (out of 5). Apart from the accuracy of *QTypist*, we also evaluate the usefulness of *QTypist* by integrating it with 3 commonly-used and state-of-the-art automated GUI testing tools. The result shows that the Ape, DroidBot and Monkey with integrated *QTypist* covers 42%, 33% and 28% more activities and 52%, 41% and 30% more UI pages. We hope that our results can raise the community’s awareness of complex operations like text input beyond the community’s existing heavy focus on exploration algorithms.

The contributions of this paper are as follows:

- The first work to formulate the text input generation problem as a cloze-style fill-in-blank language task to assist existing GUI testing tools in achieving higher testing coverage.
- The empirical investigation and categorization of text inputs, which helps to understand the text input generation task, as well as a public available dataset of diversified mobile app text inputs for follow-up studies.
- A novel approach *QTypist* based on “pre-train, prompt and predict” paradigm of the large language model by understanding the local and global context for automatically inferring semantic text input.

II. MOTIVATIONAL STUDY AND BACKGROUND

To better understand the text inputs in real-world practice, we carry out a pilot study to examine their prevalence. The pilot study also explores what categories of input text exist, so as to facilitate the design of our approach for extracting input information and generating text.

A. Motivational Study

1) **Data Collection**: Our experimental dataset is collected from one of the largest Android UI datasets Rico [43], which has a great number of Android UI screenshots and their corresponding view hierarchy files. These apps belong to diversified categories such as news, entertainment, medical, etc. We analyze the view hierarchy file according to the package name and extract GUI page belonging to the same app. A total of 7,000 apps with each having more than 3 pages are extracted

through the above methods. For the selected apps, we first randomly select 50 apps with 216 GUI pages and check their text inputs through view hierarchy files. We summarize a set of keywords that the apps have text inputs [44] (UI elements for entering text) e.g., *EditText*, *hint-text*, *AutoCompleteTextView*, *etc*?. We then use these keywords to automatically filter the view hierarchy files from the remaining 6,950 apps. After that, we obtain 5,663 (80.9%) candidate apps with potential text inputs. Four authors then manually check them to ensure that they have text inputs. The fifth author reexamines the results until a consensus is reached. Finally, a total of 5,066 (73.8%) apps are identified to have text inputs.

2) **The Categories of Text Inputs:** We randomly select 2,600 apps with pages requiring text input and conduct manual categorization to derive the type of input widget according to the input content. Following the open coding protocol [45], two authors with more than four years of Android development experience individually examine the content of the text input, including the app name, activity name, input type and input content. Then, each annotator iteratively merges similar codes, and any disagreement of the categorization will be handed over to the third experienced researcher for double checking. Finally, we construct a taxonomy of text inputs in Fig 2 including 5 main categories as follows.

Identity (27%): As shown in Fig 2 (a), the input text is usually related to personal information, such as user name, family, email, job, etc. It usually appears with *MainActivity*, *ContactActivity*, *PersonalActivity*, etc.

Geography (17%): As shown in Fig 2 (b), the input text is usually related to the navigation & travel apps, such as location, address and country, etc. This category may share contextual constraints, such as different addresses of departure and arrival.

Numeric (12%): As shown in Fig 2 (c), the input text is usually numbers, such as year, weight, income, blood glucose, etc. These text fields are often correlated, e.g., the value of a “maximum wage” field should be larger than the one of a “minimum wage”.

Query (33%): As shown in Fig 2 (d), the input text is often meaningful, such as game, shopping, music, film, etc. It is necessary to consider the semantic information of the text inputs. e.g., for a game download app, you need to enter a game name.

Comment (11%): As shown in Fig 2 (e), the input text are mainly reviews, remarks, notes, diary, code, etc. It usually needs to consider the category of the app, e.g., the code compiler needs to enter code information.

As demonstrated in Section II-A, about 73% apps contain UI pages which require text input to pass. Providing appropriate text inputs during app testing remains a prominent obstacle that hinders access to app activities. They involve 5 main input types, including *identity*, *geography*, *numeric*, *query* and *comment*, and internal correlation between multiple inputs on one page. Considering the diversity of inputs and contexts, it would require significant efforts to manually build a complete set of rules to deal with different input widgets. These findings

confirm the popularity of text input in mobile apps and the complexity of it for mobile testing, which motivates us to automatically generate meaningful text inputs from an existing knowledge base.

B. Background of Large Language Model

The target of this work is to generate the input text, and the Large Language Model (LLM) trained on ultra-large-scale corpus can understand the input prompts (sentences with prepending instructions or a few examples) and generate reasonable text. When pre-trained on billions of samples from the Internet, recent LLMs (like BERT [34], GPT-3 [32] and T5 [33]) encode enough information to support many natural language processing tasks [35], [36], [37]. To invoke the desired functionality, users write natural language prompts [46], [47], [48] as the LLM input, that are appropriate for the task.

GPT-3 [32] is one of the most popular and powerful LLM which has great performance in many text generation tasks. GPT-3 is based on the transformer model [31] including input embedding layers, masked multi-self attention, normalization layers, and feed-forward in Fig 3. Given a sentence, the input embedding layer encodes it through word embedding. The multi-self attention layer is used to divide a whole high-dimensional space into several different subspaces to calculate the similarity. The normalization layer is implemented through a normalization step that fixes the mean and variance of each layer’s inputs. The feed-forward layer compiles the data extracted by previous layers to form the final output.

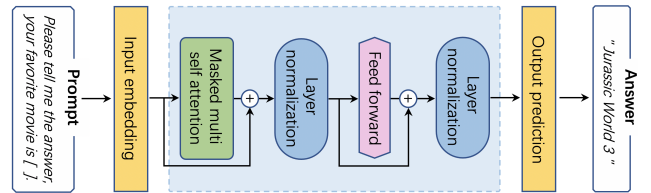


Fig. 3: The model structure of GPT-3.

III. APPROACH

This paper proposes a context-aware automated text input generation approach QTypist to enhance mobile GUI testing. We employ the pre-trained Large Language Model (LLM) to intelligently generate semantic input text, as shown in Fig 4. Specifically, given a GUI page with text inputs and its corresponding view hierarchy file, we first extract the context information for the text input, and design linguistic patterns to generate prompts as input for LLM. To boost the performance of LLM on text input in mobile GUI, we develop a prompt-based data construction and tuning method to automatically extract the prompts and answers for model tuning.

A. Context-aware Input Prompt Generation

Being trained on massive and diverse corpora as a headstart, LLM has demonstrated its outstanding performance on various tasks. Previous studies also reveal that its performance can be significantly influenced by the quality of its input, i.e., whether the input can precisely describe what to ask [49], [50], [51].

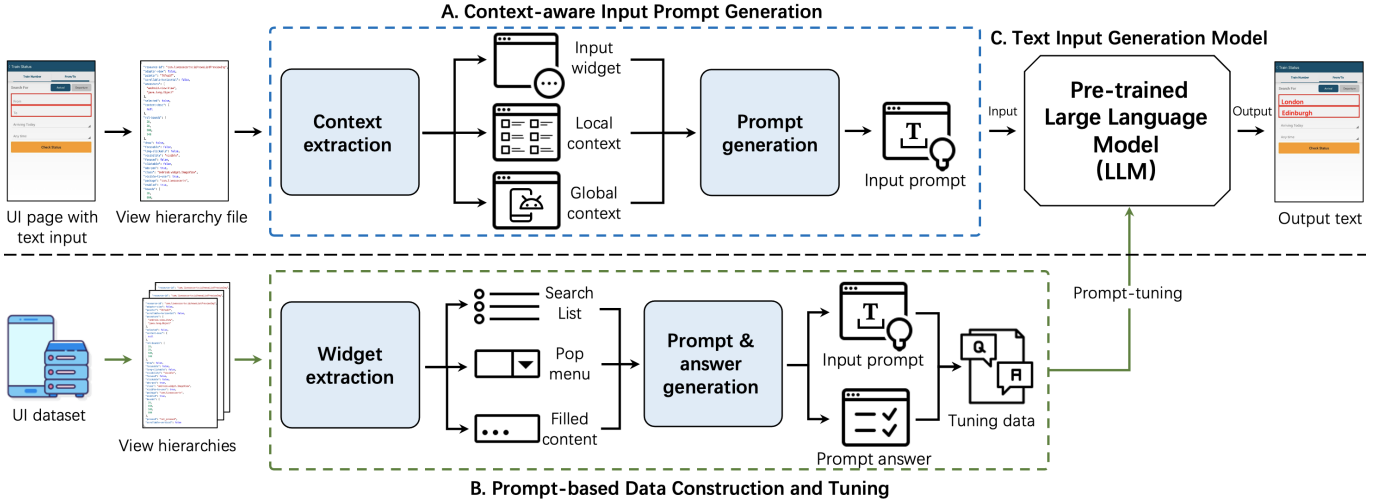


Fig. 4: Overview of QTypist.

Meanwhile, we observe that when using the app, rather than focusing on a certain text input widget, people tend to glance over the whole GUI page to determine the input content. Motivated by this, we develop a context-aware input prompt generation method to construct the input prompt for LLM, in order to precisely describe the input widget information and facilitate the LLM outputting the desired answer. We first extract the context information for the input widget, and design linguistic patterns for prompt generation.

1) **Context Extraction:** As shown in Fig 4, for an input widget and its GUI page, we extract the context information from the view hierarchy file, which is easily obtained by automated GUI testing tools [8], [10], [25], [52], [53], [39]. We extract the following three types of information in detail:

Input widget information is the most important source which describes inherent meaning of the input widget. The candidate information includes the “hint-text” field, “resource-id” field, “text” field of the input widget, and we choose the first non-empty one in order.

Local context information denotes the information nearby the input widget which facilitate the understanding of the context semantics. The candidate information source includes the parent node widgets, the leaf node widget, widgets with the same horizontal axis, and fragment of the current GUI page. For each information source, we extract the “text” or “resource-id” field (the first non-empty one in order), and combine this information together with the separator.

Global context information denotes the information related to high-level semantics of the input widget, which can further help refine the understanding of the input widget. The candidate information source includes the current activity name, app name, and a number of input widgets on the GUI page.

2) **Prompt Generation:** With the extracted information, we conduct preprocessing, and design linguistic patterns to generate prompts for inputting into the LLM.

Preprocessing: We first tokenize the extracted information by the underscore and Camel Case [54] (e.g. Capital letters of

each word) considering the naming convention in app development, and remove the stop words to reduce noise. We then conduct the part-of-speech (POS) tagging of the information, so that the keywords can be highlighted. Specifically, we use the Stanford NLP parser [55] for that, and the noun, verb, prepositions are paid special attention to when designing the linguistic patterns.

As demonstrated in Section II, apps exert diversified input contents which could influence the LLM to understand what should be output, thus when designing the linguistic patterns, we would take the input category into account. We employ a straightforward keyword matching method for deriving the input category. Based on all 2,600 apps labeled in our pilot study, we summarize 5 glossaries (e.g., location, search, etc.) corresponding to the 5 input categories. We then utilize the information in the activity name and app name, and check whether there is a match with one of the glossaries, following the category order in Section II-A2.

Linguistic patterns of prompt: To design the patterns, four authors write a prompt sentence for the input widget, input it into LLM for generating the input content, and check whether the content can make the app transition to a new activity. Each author can access to a random-chosen 500 apps from the pilot study, and he/she can obtain preprocessed information related with the input widget, the local context, and the global context. After 5 hours of trial, he/she is required to provide the most promising and diversified 30 prompt sentences, which are served as the seeds for designing patterns. With the prompt sentences, the four authors then conduct card sorting [56] and discussion to derive the linguistic patterns as shown below.

This process comes out with 14 linguistic patterns respectively related to input widget, local context and global context; and Table I shows 8 of them. The patterns of the input widget explicitly specify what should be input into the widget, and we employ the keywords like noun ($widget[n]$), verb ($widget[v]$) and preposition ($widget[prep]$) for designing the pattern. We design two forms of expression, i.e., continuation (e.g., “the game name is:”) and mask (e.g., “your weight is [MASK] kg”),

TABLE I: The example of linguistic patterns of prompts and prompt generation rules.

Id	Sample of linguistic patterns/rules	Examples of linguistic patterns/rules instantiation
Patterns related to input widget: $\langle IWPtn \rangle$		
1	Please input $\langle widget[n] \rangle$, the $\langle widget[n] \rangle$ is	Please input game name, the game name is
2	Please $\langle widget[v+n] \rangle$, the $\langle widget[n] \rangle$ is	Please search the food, the food is
3	$\langle widget[n] \rangle + [MASK] + \langle widget[n] \rangle$	Your weight is [MASK] kg
4	$\langle widget[prep] \rangle + [MASK]$	From [MASK]
Patterns related to local context: $\langle LCPtn \rangle$		
5	This input is about $\langle local[n] \rangle$	This input is about the NBA team.
6	This input is about $\langle local[n] \rangle$, we need to $\langle local[v+n] \rangle$	This input is about one-way flight, we need to search the flight information.
Patterns related to global context: $\langle GCPtn \rangle$		
7	This is $\langle app\ name \rangle$ app, in its $\langle activity\ name \rangle$ page, the input category is $\langle input\ category \rangle$.	This is a NBA sport app, in its search the NBA team page, the input category is query category.
Prompt generation rules		
1	$\langle GCPtn \rangle + \langle LCPtn \rangle + \langle IWPtn \rangle$	This is a my movie app, in its search movie page, the input category is query category. This input is about your favorite move in this year. Please search the movie, the movie is
2	$\langle GCPtn \rangle + [\langle LCPtn \rangle + \langle IWPtn \rangle]\{n\}$	This is a money wallet app, in its personal income page, the input category is numeric category. This input is about your monthly income. Income is [MASK] dollar. This input is about your expenses. Expenses is [MASK] dollar.

Notes: “[n]”, “[v]”, “[v+n]” and “[prep]” means noun, verb, verb+noun and preposition in the related information.

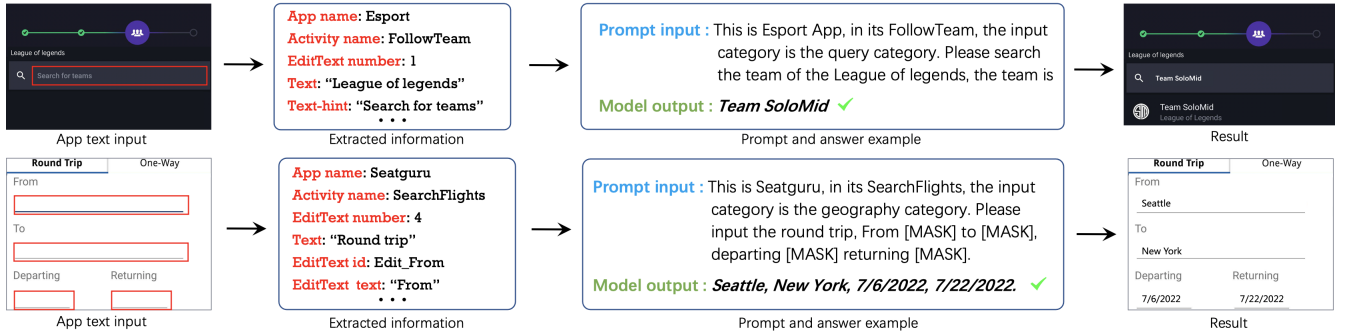


Fig. 5: Example of input prompt generation.

to accurately depict the characteristics of the input widget. The patterns about the local and global context are used to enhance the prompt from the viewpoints of whole GUI page and whole app. For example, the global pattern encodes the information about the app name, activity name, and input category.

Prompt generation rules: Since the designed patterns depict the information from different points of view, we then combine the patterns from different viewpoints together and produce the prompt rules as shown in Table I. There are two rules respectively for two typical cases, i.e., GUI page with one input widget and GUI page with multiple input widgets. For the former case, we simply combine the patterns from the three sources of information together as Rule 1 in Table I. And for the latter case, since all input widgets in a GUI page share the same global context, therefore we first utilize the pattern about the global context, followed by the pattern with local context and input widget for each text input as Rule 2 in Table I. Due to the robustness of the LLM, the generated prompt sentence does not need to follow the grammar completely. We also provide examples in Fig 5 to illustrate how the rules work.

B. Prompt-based Data Construction and Tuning

The general pre-trained model can hardly perform well on domain-specific tasks (e.g., app text input generation), one common practice is to prompt-tune [49], [51], [57], [46], [58], [47], [48] the model to let it understand and recognize the input prompt syntactic [59], [50], [49], [51]. However, there is so far no such type of open dataset with input prompts and corresponding answers. Manually data collection is very time- and effort-consuming, and human bias and lack of diversity may further degrade the data quality. Meanwhile, we notice that some widgets are similar to input widgets, and have candidate or pre-input content (like answers), which naturally serve our purpose. Therefore, we develop an approach to automatically construct a prompt-based dataset from the view hierarchy files to prompt-tune the pre-trained model.

Specifically, we find 3 cases that can be utilized for data construction as demonstrated in Fig 6. (1) Some input widgets contain associated lists for the candidate input contents which can be treated as already having the input. (2) Popup menu is another variant of the input widget, which has the candidate input content for data construction. (3) Some open datasets

with view hierarchy files are collected by crowd workers (Rico [43] is the largest repository of mobile app UIs collected by crowdsourcing), so some input widgets contain the pre-filled content. We regard these input widgets with candidate input contents as the explicit input widgets, and describe how we utilize these widgets for data construction.

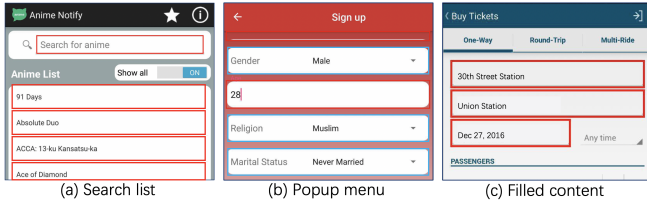


Fig. 6: 3 example cases of data construction.

1) **Widget Extraction:** The challenges of constructing prompt and answer are to find the explicit input widget, and map its candidate input contents with the widget.

Extraction from search list: For this case, there is usually an input widget (*EditText*) and its associated list (*ListView*). We first check whether there is a *ListView* directly below the *EditText*, if it is true, we treat the *EditText* as the explicit input widget. For the candidate inputs contents, if all items in the *ListView* are *TextView* (e.g., a word or phrase as shown in Fig 6 (a)), the text is directly treated as the candidate input content. Otherwise, we only extract the title of the time as the candidate input content by checking the *TextView* with the smallest ordinate value in each item, if it contains the title and body (e.g., the news list with title and publication time).

Extraction from popup menu: Popup menu is triggered when clicking a *Spinner*, and contain a list of *TextView*. As shown in Fig 6 (b), we first find a *Spinner* widget, and retrieve the *TextView* whose abscissa is less than the minimum abscissa of the *Spinner* or ordinate is less than the minimum ordinate of *Spinner* in order. We then treat the *TextView* as the explicit input widget, and the “hint-text” field of *Spinner* as the candidate input content.

Extraction from filled content: The content filled by the crowd workers is displayed in the property of “hint-text” of *EditText*, we filter the cases of preset content by the developers, and remain the ones filled by humans. This is done through filtering the *EditText* whose “hint-text” contains “search, add, input, enter, etc” which is the preset information with high probability. We then treat the *EditText* as explicit input widget, and use the “hint-text” field as input content for data construction.

2) **Prompt and Answer Generation:** After obtaining three types of explicit input widgets and their candidate input contents, we generate pairs of prompt and answer for model tuning. Specifically, we use the method in Section III-A to obtain the input prompt for the explicit input widget, i.e., input the explicit input widget and its context information to get the input prompt sentence. And we treat the candidate input contents as the answer.

We then fine-tune the model with the prompt as the input and the answer as the output (the same learning objective

as the pre-trained model). This prompt-tuning stimulates pre-trained model to recognize the input prompt syntactic and usage patterns of the fine-tuning data [51], [57], [46], [58], [47], [48]. Therefore, it can be more effective than general fine-tuning in training the model in understanding the questions.

C. Text Input Generation Model

The core part of *QTypist* is the pre-trained Large Language Model (LLM), which has been proven to be effective in many downstream tasks, e.g., question answering, article generation, etc. [41], [37], [42]. Several LLM has been proposed and utilized in various fields, e.g., GPT-3, BERT, RoBERTa, T5. This paper chooses GPT-3 [32] (Generative Pre-trained Transformer-3), which is the state-of-the-art LLM from OpenAI with 175 billion parameters trained on billions of tokens that can smartly generate semantic text. We use the input prompt obtained in Section III-A as the input of the model and feed it into the GPT-3 model. The model output is used as input content to enhance automated testing. The model details are shown in Section II-B.

D. Implementation

We implement our text input generation model based on the pre-trained GPT-3 model which was released on the OpenAI website². The basic model of GPT-3 is the Curie model which is extremely powerful and good at answering questions, the OpenAI CLI version is 0.9.4, the batch size is 64, the epoch is 100, and the learning rate multiplier is 0.01. We construct the tuning dataset including 7,000 pairs of prompts and answers from Rico [43] and FrontMatter [60], which is used to prompt tune the GPT-3 model, and the prompt-tuning time is about 12 hours. *QTypist* obtains the view hierarchy file of the current UI page through UIAutomator [61] to analyze and extract the text input widget information. *QTypist* can be integrated by replacing the text input generation module of the automated GUI testing tool, which automatically gets the input widget in the view hierarchy file and generates its corresponding text to improve activity coverage.

IV. EFFECTIVENESS EVALUATION

In order to verify the text generation performance of *QTypist*, we evaluate it by judging whether the generated text input can pass the UI page requiring text input. We will further evaluate the usefulness of *QTypist* in real-world practice by integrating it with automated GUI testing tools in the next section.

• RQ1: How effective is our proposed *QTypist* in passing UI pages requiring text inputs?

For RQ1, we compare the passing rate of *QTypist* compared with 11 commonly-used and state-of-the-art approaches (details are in Section IV-B).

• RQ2: What is the quality of the input text generated by *QTypist*?

For RQ2, we ask 20 testers to manually check the quality of its generated input text.

²<https://beta.openai.com/docs/models/gpt-3>

A. Experimental Setup

For RQ1, we crawl the 100 most popular apps of each category from Google Play [62], and only keep the latest ones with at least one update after Mar. 2022, resulting in 637 apps in 12 app categories. Then, we use DroidBot to automatically run these apps to explore the app for locating GUIs requiring text inputs by analyzing run-time view hierarchy files. Note that we filter out some apps by the following criteria: (1) UIAutomator [61] can’t obtain the view hierarchy file; (2) they would constantly crash on the emulator; (3) one or more baselines can’t run on them; (4) they have no pages requiring text inputs. Finally, 106 apps with 168 text inputs remain for further experiments. The details of the apps are shown in Table II. We employ passing rate (passing UI pages requiring text inputs), which is a widely used metric for evaluating GUI testing [18], [19], [29]. Specifically, we randomly select one UI page with text input from each app and get the view hierarchy file through UIAutomator, input the text generated by QTypist and check whether it passes UI pages requiring text inputs. To further evaluate the advantage of QTypist, we additionally compare it with 11 common-used and state-of-the-art baselines (details are in Section IV-B). We design the script for each baseline to ensure that it can cover the text input page, and each tool is repeated three times in the same experimental environment (Android x64 emulator) to mitigate potential bias; as long as one pass occurs, we treat it as successful passing.

TABLE II: Dataset of effectiveness evaluation.

Input category	# apps (UI pages)	# inputs
Identity	20	36
Geography	20	34
Numeric	20	33
Query	26	39
Comment	20	26
Overall	106	168

For RQ2, we conduct a user study to verify the quality of QTypist’s generated input text. We recruit 20 software testers online, all of whom major in computer science and have more than 3 years of software testing experience. Each of them is presented with the UI page of the app, the input text generated from QTypist and baselines in RQ1. They are required to independently evaluate the input text generation results, and to answer the question whether they agree with each of the generation results using a 5-Likert scale, i.e., strongly agree, agree, neutral, disagree, strongly disagree [63], [64]. We employ Kendall’s W (Kendall’s coefficient of concordance) [65] to assess the agreement of the results among different practitioners. The closer the test outcome is to 1, the higher agreement among the evaluation results of the raters. The evaluation results should be returned within 8 hours to ensure the credibility of this study.

B. Baselines

To demonstrate the advantage of QTypist, we compare it with 11 common-used and state-of-the-art baselines. We roughly divide them into random-/rule-based methods,

constraint-based methods, and learning-based methods, to facilitate understanding. The 8 random-/rule-based methods are from automated GUI testing tools, and the other 3 methods are designed specifically for app input generation.

For random-/rule-based methods, we use Stoa [39], Droidbot [26], Ape [25], Fastbot [40], ComboDroid [66], TimeMachine [67], Humanoid [11], Q-testing [12]. For constraint-based methods, we use Mobolic [29] and TextExerciser [18]. Mobolic generated the input text by combining the online testing technique and the input constraint. TextExerciser’s key idea is that Android apps often provide feedback, called hints, for malformed inputs, so the approach utilizes such hints to improve the input generation. For the learning-based method, Liu et al. [19] utilize the RNN model and Word2Vec to predict the text input value for a given input widget (denote it as RNNInput for simplicity).

C. Result

1) *Passing Rate by QTypist (RQ1)*: Table III shows the passing rate of QTypist and the baselines. QTypist achieves the passing rate of 0.87 across 106 UI pages. This indicates the effectiveness of QTypist in passing most of the transition so as to facilitate the automated GUI testing covering more pages.

TABLE III: Result of passing rate. (RQ1)

Method	Ident	Geo	Num	Query	Comm	All
Random-/rule-based method						
Stoa	0.10	0.10	0.05	0.15	0.60	0.20
Droidbot	0.10	0.05	0.00	0.15	0.60	0.18
Ape	0.20	0.15	0.10	0.12	0.65	0.24
Fastbot	0.15	0.10	0.05	0.12	0.65	0.21
ComboDroid	0.15	0.05	0.10	0.19	0.60	0.22
TimeMachine	0.10	0.15	0.05	0.15	0.65	0.22
Humanoid	0.15	0.10	0.05	0.15	0.60	0.21
Q-testing	0.10	0.15	0.10	0.15	0.65	0.23
Constraint-based method						
Mobolic	0.25	0.15	0.25	0.15	0.65	0.28
TextExerciser	0.45	0.15	0.40	0.23	0.70	0.38
Learning-based method						
RNNInput	0.35	0.40	0.25	0.50	0.75	0.45
QTypist (-T)	0.55	0.65	0.50	0.58	0.80	0.61
QTypist	0.85	0.90	0.85	0.85	0.90	0.87

Notes: “Ident” is the identity information, “Geo” is the geographic information, “Num” is the numerical information, “Comm” is the comment content. “All” is all data. QTypist (-T) is QTypist without prompt-tuning.

QTypist is 93% (0.87 vs. 0.45) higher even compared with the best baseline (RNNInput). Compared with RNNInput, our proposed approach takes full advantage of the context information around the text inputs, and employs the capability of the pre-trained Large Language Model for better understanding the input text. While other baseline methods mainly generate text randomly or with heuristic rules, resulting in the generated text being greatly affected by the template and with low robustness. For the constraint-based method as TextExerciser, since the feedback-related widgets only cover a small portion of all cases, e.g., most geographic-related input widgets would not involve the feedback, the related performance is poor. We

also observe that the baselines have a high passing rate in the comment category, mainly because texts without semantics entered in this category can pass. Therefore, we need to further evaluate the quality of generated text through RQ2.

Fig 7 demonstrates the advantages of QTypist compared with baselines with illustrative examples. We can see that QTypist performs better in more scenarios, e.g., answering questions, writing code, etc. QTypist can also generate some text with actual meaning, such as “Blood pressure record” in Fig 7 (a). We further examine the cases for the unpassing page of QTypist and summarize the following two reasons. (1) GUI pages do not have contextual widgets and text input without semantic information. Incorporating other contextual information as the nearby UI pages can enhance the understanding of the query widget in such cases. (2) Apps need specific and unique text input, such as server address, database connection, etc.

We also investigate the contribution of prompt-based data construction and tuning method by comparing the passing rate on the overall with prompt-tuning data. From Table III, we can see that passing rate improve by 43% (0.61 vs 0.87) when the tuning data is used to prompt-tune the model, indicating the value of automated generated tuning data for effective the input text generation.

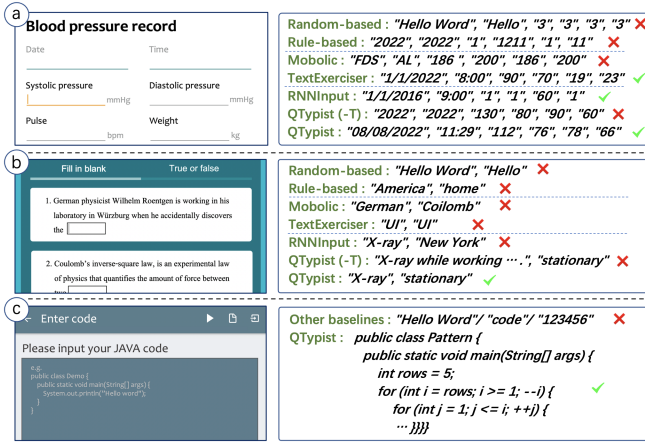


Fig. 7: The example of input text of QTypist.

2) **Input Text Generation Quality (RQ2)**: Fig 8 provides the responses to the 5-Likert scale from the 20 testers. Overall, the responses from these testers are quite positive. The practitioners strongly agree or agree with the diversity and the accuracy of input content generation results by QTypist, i.e., the average score is 4.4. They generally agree the input content generated with QTypist is easy to understand, and more reasonable. The result of average Kendall’s W [65] is 0.8, which indicates a high degree of inter-agreement on the performance of QTypist’s input content generation.

We further analyze the responses of the baselines and QTypist without fine-tuning. As shown in Fig 8, participants have a certain degree of recognition for the input text generated by QTypist, the average score is 4.2. For the other 11 baseline methods, participants believe that the text generated by RNNInput and TextExerciser is incorrect in many cases.

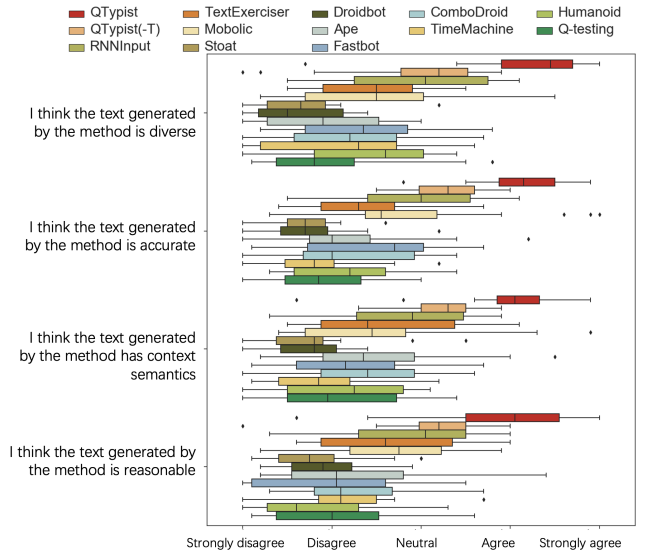


Fig. 8: The result of the accuracy of generated input.

However, participants disagreed or strongly disagreed with the text generated by other automated GUI testing tools. Participants believe that the text they randomly generated has no semantics and practical meaning even if it could be passed by chance. As shown in the upper part of Fig 7, although the RNNInput and TextExerciser can also pass the test, the input text does not conform to the actual semantics. QTypist generates text with semantics, which helps to find more potential issues, e.g., display issues or compatibility issues caused by long input text.

V. USEFULNESS EVALUATION

In addition to the effectiveness evaluation in the previous section, we further evaluate the usefulness of QTypist in augmenting the automated GUI testing. Our goal is to examine: (1) Whether QTypist can effectively help the automated GUI testing tools to cover more UI pages? (2) Whether QTypist can facilitate the automated GUI testing tools to find more bugs (since more pages are explored)?

1) **Experiment Setup**: We randomly sample 30 Android apps from Google play, which are not covered in effectiveness evaluation in Section IV, and the 3 automated GUI testing tools can run these apps normally. They have at least one text input, with source code and issue reports on GitHub. For some apps that require actual account login, we skip the process through scripts. We use the number of triggered activities and UI pages [39], [18], and the number of revealed bugs as our metrics. Note that there may be multiple UI pages in an activity, so we also use the triggered UI pages for evaluation. The judgment basis of UI pages accords with previous studies [39], [6]. We integrate QTypist into 3 popular and commonly-used automated GUI testing tools, Monkey, DroidBot and Ape, as examples for usefulness evaluation. All experiments are conducted on the official Android x64 emulator running Android 6.0 on a server with Xeon E5-2650 v4 processors.

TABLE IV: Result of activity and page number compare with automated GUI testing tool with QTypist.

Id	App name	Categ	Down	Triggered activity number						Triggered page number					
				M	M+QT	D	D+QT	A	A+QT	M	M+QT	D	D+QT	A	A+QT
1	Eski	Social	1M+	3	4 ↑33%	4	5 ↑25%	4	6 ↑50%	5	8 ↑60%	7	10 ↑43%	8	14 ↑75%
2	Recha	Shop	1M+	5	5 - 0%	8	13 ↑63%	9	15 ↑67%	6	8 ↑33%	10	16 ↑60%	11	18 ↑64%
3	Scout	Vehicle	10M+	4	7 ↑75%	10	17 ↑70%	12	19 ↑58%	5	9 ↑80%	11	19 ↑73%	14	24 ↑71%
4	Stoc	Finance	1M+	5	9 ↑80%	12	18 ↑50%	10	18 ↑80%	7	13 ↑86%	15	23 ↑53%	16	26 ↑63%
5	Lit	Photo	1M+	4	6 ↑50%	6	11 ↑83%	9	12 ↑33%	5	8 ↑60%	12	19 ↑58%	14	23 ↑64%
6	Speedo	Vehicle	1M+	4	5 ↑25%	8	8 - 0%	8	13 ↑63%	5	6 ↑20%	9	9 - 0%	9	15 ↑67%
7	HeartR	Health	1M+	5	5 - 0%	6	7 ↑17%	6	9 ↑50%	6	6 - 0%	7	9 ↑29%	8	14 ↑75%
8	Curren	Tools	1M+	3	3 - 0%	5	7 ↑40%	6	7 ↑17%	4	4 - 0%	6	8 ↑33%	7	11 ↑57%
9	Yande	Shop	10M+	8	11 ↑38%	14	20 ↑43%	15	22 ↑47%	13	16 ↑23%	17	23 ↑35%	21	31 ↑48%
10	Atom	Finance	1M+	2	2 - 0%	3	4 ↑33%	3	5 ↑67%	4	4 - 0%	5	7 ↑40%	5	8 ↑60%
11	Coco	Comm	10M+	2	3 ↑50%	8	13 ↑63%	7	13 ↑86%	3	5 ↑67%	10	15 ↑50%	9	15 ↑67%
12	Savir	Shop	100K+	4	7 ↑75%	8	12 ↑50%	9	13 ↑44%	8	12 ↑50%	15	23 ↑53%	18	29 ↑61%
13	WhiteM	Dating	100K+	7	8 ↑14%	10	13 ↑30%	10	16 ↑60%	10	12 ↑20%	15	19 ↑27%	16	25 ↑56%
14	Healthp	Health	1M+	5	5 - 0%	7	7 - 0%	8	13 ↑63%	9	10 ↑11%	11	13 ↑18%	13	19 ↑46%
15	LINE	Photo	10M+	5	7 ↑40%	12	17 ↑42%	11	18 ↑64%	6	9 ↑50%	11	19 ↑73%	15	27 ↑80%
16	FIPla	Art	5M+	4	5 ↑25%	7	7 - 0%	9	10 ↑11%	5	8 ↑60%	10	11 ↑10%	13	18 ↑38%
17	MoneyTK	Finance	10M+	4	6 ↑50%	8	9 ↑13%	9	13 ↑44%	7	8 ↑14%	15	20 ↑33%	17	26 ↑53%
18	Schoolca	Educat	1M+	2	2 - 0%	4	6 ↑50%	8	17 ↑50%	4	4 - 0%	8	10 ↑25%	8	13 ↑63%
19	Flipbo	News	50M+	3	4 ↑33%	4	5 ↑25%	7	7 - 0%	5	8 ↑60%	7	11 ↑57%	8	12 ↑50%
20	Healtp	Fitness	1M+	4	4 - 0%	8	9 ↑13%	11	12 ↑9%	6	6 - 0%	13	19 ↑46%	15	20 ↑33%
21	BlaW	Travel	1M+	5	6 ↑20%	12	14 ↑17%	15	17 ↑13%	5	6 ↑20%	18	25 ↑39%	21	27 ↑29%
22	Wldetect	Product	1M+	3	3 - 0%	8	9 ↑13%	12	16 ↑33%	5	6 ↑20%	15	16 ↑7%	17	18 ↑6%
23	CrAm	Educat	5M+	2	3 ↑50%	4	7 ↑75%	9	10 ↑11%	7	7 - 0%	8	15 ↑88%	11	16 ↑45%
24	InsTE	Game	100K+	4	5 ↑25%	7	8 ↑14%	9	12 ↑33%	6	9 ↑50%	11	19 ↑73%	10	19 ↑90%
25	FitN	Connect	1M+	7	8 ↑14%	12	15 ↑25%	15	18 ↑20%	8	10 ↑25%	17	25 ↑47%	19	29 ↑53%
26	GPST	Navig	1M+	4	4 - 0%	6	8 ↑33%	8	11 ↑38%	6	6 - 0%	10	14 ↑40%	9	13 ↑44%
27	DMCR	News	100K+	5	7 ↑40%	6	8 ↑33%	8	10 ↑25%	10	13 ↑30%	11	14 ↑27%	10	14 ↑40%
28	Met	Navig	1M+	3	3 - 0%	4	4 - 0%	6	8 ↑33%	5	5 - 0%	6	6 - 0%	7	9 ↑29%
29	Wall	Finance	5M+	4	6 ↑50%	5	8 ↑60%	7	10 ↑43%	4	6 ↑50%	6	9 ↑50%	9	12 ↑33%
30	Pock	Travel	100K+	4	5 ↑25%	6	7 ↑17%	9	12 ↑33%	7	8 ↑14%	9	11 ↑22%	12	16 ↑33%
Average boost					↑ 28%		↑ 33%		↑ 42%		↑ 30%		↑ 41%		↑ 52%

Notes: “M” is Monkey, “D” is DroidBot, “A” is Ape. “M+QT”, “D+QT”, “A+QT” are Monkey, DroidBot and Ape with QTypist. “Categ” is app categories. “Down” is download number. “↑” means performance increase of automated testing tools after integrating QTypist and “-” means no growth.

Each emulator is allocated with 4 dedicated CPU cores, 4 GB of RAM, and 4 GB of internal storage space.

2) **Result:** Table IV shows the results. On average, the triggered activity and page number of the automated GUI testing tools with QTypist are higher than those without QTypist. Particularly, Monkey with QTypist triggers 28% more activities and 30% more pages compared than Monkey, DroidBot with QTypist triggers 33% more activities and 41% more pages than DroidBot, Ape with QTypist triggers 42% more activities and 52% more pages than Ape.

With QTypist, the Ape can find 51 bugs from the 30 apps, which is 122% (51 vs 23) more than the bugs detected by Ape without QTypist. These bugs are crash bugs that have been confirmed by the developers. Monkey with QTypist detects 109% (23 vs 11) more bugs and DroidBot with QTypist detects 106% (35 vs 17) more bugs than them without QTypist. It further indicates the practical value of QTypist.

VI. DISCUSSION AND THREATS TO VALIDITY

A. Discussion

1) **Generality Across Platforms:** Almost all existing studies of input text generation tools and automated GUI testing tools [68], [69], [53], [18], [19] are designed for a specific platform, e.g., Android, which limits its applicability in real-world practice. In comparison, the primary idea of QTypist is to generate input content from input widgets and contextual

information when running the apps. Since the different platforms have these similar types of information, QTypist can be used to generate input content in other platforms. We have conducted a small-scale experiment for another two popular platforms, i.e., iOS and Web, and experimented on 20 apps of each platform. Results show that QTypist can pass the UI page in 90% apps from iOS and 85% apps from Web. This further demonstrates the generality of QTypist, and we will conduct more thorough experiments in the future.

2) **Generality Across Languages:** Another advantage of QTypist is that it can generate the input content in terms of different display languages of the app. We also collect 50 apps in 5 other languages (i.e. German, French, Italian, Chinese and Korean) from Google Play, and run QTypist to generate input content. Note that QTypist is prompt-tuned with English language apps as described in Section III-D. Results show that QTypist can accurately pass UI pages requiring text inputs in 86% apps, which further demonstrates the feasibility of QTypist.

3) **Assisting Manual Testing:** We demonstrate QTypist in helping with the automated GUI testing in previous sections. However, QTypist is not limited to automated GUI testing, and it can also be utilized for assisting manual testing, e.g., suggests diversified test cases of input widget for crowdtesters. As the complexity of apps increases, crowdtesters often do not know what to input when testing unfamiliar apps. If QTypist can provide diversified test cases for the crowdtesters, it can potentially help the crowdtesters find more bugs.

B. Threats of Validity

The external threat to the validity of our work is the representativeness and generality of our experimental apps in Section IV and V. To reduce this threat, we interview 4 industrial practitioners with more than 8 years of testing experience to obtain the agreed-upon selection criterion of apps. Table II and IV shows the apps are diverse.

The internal threat to the validity of our work comes from the process of manual inspection and tagging. Related evaluation results can be influenced by subjective judgments. We understand that such a process is subject to mistakes, and it should be noted that any work involving manual judgments in evaluation is vulnerable to this threat. To reduce it, we build an inspection team to reach agreements on different options.

VII. RELATED WORK

A. Automated GUI testing

To ensure the quality of mobile apps, many researchers study the automatic generation of large-scale test scripts to test apps [70]. Since Android apps are event-based [28], [71], [3], [4], the most common automated testing methods are model-based [5], [6], [7]. Some linting tools [72], [73] based on static program analysis to mark programming errors, bugs. However, due to the complexity of the mobile apps, random GUI testing tools based on the dynamic analysis are proposed [8], [9], [10] with automatic exploration, which aim at covering more pages or activities. These dynamic automated GUI testing tools [74], [111], [39], [75], [26], [76], [77], [78], [79], [80] simulated human operation (click, slide, etc.) to test the app [13]. Although they can test apps by designing exploration strategies with random actions, they can't handle the complex operations like text input with context semantics, resulting in low activity coverage. Some researches [68], [69], [81], [20] tried to improve the coverage of automated testing tools by improving the exploration algorithm. This study focuses on a different direction for improving the activity coverage, i.e., generating suitable input text.

B. Text Input Generation

The automated text input generation of mobile apps are not well explored by existing studies. Monkey [75] and Dynodroid [8], only can generate UI events like randomly clicking the button but they can not generate input content. Sapienz [10], Stoa [39], A3E-Depth-First [24], Droid-Bot [53], AppsPlayground [82], Ape [25], Fastbot [40], ComboDroid [66], TimeMachine [67], Humanoid [11] and DroidDEV [83], fulfilled the text input by searching in a set of pre-defined candidates. If none of the pre-defined candidates can satisfy an input's constraints, these prior works will fail to exercise beyond this input. Liu et al. utilized RNNInput [19] to generate text input based on the app input information. Unfortunately, it required a large amount of manual effort to write input for training and didn't consider context. TextExerciser [18] identified the input restrictions from UI screen by UI structural analysis and then generated a text input with a mutation based strategy. In Web apps,

SWAT [84], AWET [30] generated the input test based on pre-defined template. ACTEve [28] and S3 [27] first use symbolic execution to extract input constraints in the source code and then use a solver to generate an input. They need to analyze the web code and can't be directly applied to Android apps with complex rendering mechanisms. Furthermore, QTypist can potentially be utilized for the input generation of web apps.

C. Large Language Model and Prompt Engineering

Recently, the great success of pre-trained Large Language Models (e.g., BERT [34], [85], RoBERTa [86], GPT-3 [32], T5 [33]) in a variety of NLP tasks. Researchers study how to improve the robustness and performance of models in different fields through prompt engineering [59], [50], [49], [51], [57], [46], [58], [47], [48]. Gwern Branwen et al. [87], [88] proposed that the prompt engineering model can become a new interaction paradigm. Users only needed to know how to prompt the model to obtain the specific knowledge and abstractions needed to complete downstream tasks. Liu et al. [89] formalized a paradigm, which classifies prompts according to the shape of prompts (cloze prompts), answer engineering (answered prompts) and task specific prompts. Ge et al. [90] used BigSleep and DeepDaze to integrate visual concepts. They used BERT to generate prompts, helped users with visual fusion, and used shape keywords to initialize the generation. Aran Komatsuzaki [91] pointed out that using the "unreal engine" as a hint helped them add surreal 3D rendering quality to image generation. This paper uses context-aware input prompt generation method to generate the prompt of input widgets.

VIII. CONCLUSION

Automated GUI testing is crucial for helping improve app quality. However, text input generation remains challenging, which hinders the large-scale adoption of automated testing approaches. We propose QTypist which adopts pre-trained Large Language Model to automatically generate input text. It automatically generates the text input prompt related to the text inputs' contextual information as the LLM input. To boost the performance, we develop a prompt-based data construction and tuning method which automatically extracts the prompts and answers for model tuning. We evaluate the passing rate of text generated by QTypist on 106 apps of Google Play, and the result shows that the pass rate of QTypist is 87%, which is 93% higher than the best baseline. We further integrate QTypist with the automated GUI testing tools, and it can cover 42% more app activities and 52% more pages compared with the raw tool.

In the future, we will work in two directions. First, we will improve our approach in extracting the context information in the nearby UI pages to solve the problem of lacking context information of the text input on the current UI page. Second, we will not limit QTypist to app testing, and plan to explore its potential usage in other areas like providing input prompts for the application's auxiliary reading function.

REFERENCES

- [1] “Number of available applications in the google play store from december 2009 to june 2020,” <https://www.statista.com/statistics/266210/number-of-available-applications-in-the-google-play-store>, 2020.
- [2] “Mobile internet use passes desktop for the first time,” <https://techcrunch.com/2016/11/01/mobile-internet-use-passes-desktop-for-the-first-time-study-finds/>, 2016.
- [3] R. Jabbarvand, J.-W. Lin, and S. Malek, “Search-based energy testing of android,” in *ICSE*. IEEE, 2019, pp. 1119–1130.
- [4] R. Matinnejad, S. Nejati, and L. C. Briand, “Automated testing of hybrid simulink/stateflow controllers: industrial case studies,” in *Proceedings of the 2017 11th Joint Meeting on Foundations of Software Engineering*, 2017, pp. 938–943.
- [5] N. Mirzaei, J. Garcia, H. Bagheri, A. Sadeghi, and S. Malek, “Reducing combinatorics in gui testing of android applications,” in *2016 IEEE/ACM 38th International Conference on Software Engineering (ICSE)*. IEEE, 2016, pp. 559–570.
- [6] S. Yang, H. Wu, H. Zhang, Y. Wang, C. Swaminathan, D. Yan, and A. Rountev, “Static window transition graphs for android,” *Automated Software Engineering*, vol. 25, no. 4, pp. 833–873, 2018.
- [7] W. Yang, M. R. Prasad, and T. Xie, “A grey-box approach for automated gui-model generation of mobile applications,” in *International Conference on Fundamental Approaches to Software Engineering*. Springer, 2013, pp. 250–265.
- [8] A. Machiry, R. Tahiliani, and M. Naik, “Dyndrome: An input generation system for android apps,” in *Proceedings of the 2013 9th Joint Meeting on Foundations of Software Engineering*, 2013, pp. 224–234.
- [9] X. Zeng, D. Li, W. Zheng, F. Xia, Y. Deng, W. Lam, W. Yang, and T. Xie, “Automated test input generation for android: Are we really there yet in an industrial case?” in *Proceedings of the 2016 24th ACM SIGSOFT International Symposium on Foundations of Software Engineering*, 2016, pp. 987–992.
- [10] K. Mao, M. Harman, and Y. Jia, “Sapienz: Multi-objective automated testing for android applications,” in *Proceedings of the 25th International Symposium on Software Testing and Analysis*, 2016, pp. 94–105.
- [11] Y. Li, Z. Yang, Y. Guo, and X. Chen, “Humanoid: a deep learning-based approach to automated black-box android app testing,” in *2019 34th IEEE/ACM International Conference on Automated Software Engineering (ASE)*. IEEE, 2019, pp. 1070–1073.
- [12] M. Pan, A. Huang, G. Wang, T. Zhang, and X. Li, “Reinforcement learning based curiosity-driven testing of android applications,” in *Proceedings of the 29th ACM SIGSOFT International Symposium on Software Testing and Analysis*, 2020, pp. 153–164.
- [13] W. Wang, D. Li, W. Yang, Y. Cao, Z. Zhang, Y. Deng, and T. Xie, “An empirical study of android test generation tools in industrial cases,” in *2018 33rd IEEE/ACM International Conference on Automated Software Engineering (ASE)*. IEEE, 2018, pp. 738–748.
- [14] W. Wang, W. Yang, T. Xu, and T. Xie, “Vet: identifying and avoiding ui exploration tarpsits,” in *FSE*, 2021, pp. 83–94.
- [15] S. R. Choudhary, A. Gorla, and A. Orso, “Automated test input generation for android: Are we there yet?(e),” in *2015 30th IEEE/ACM International Conference on Automated Software Engineering (ASE)*. IEEE, 2015, pp. 429–440.
- [16] T. Su, J. Wang, and Z. Su, “Benchmarking automated gui testing for android against real-world bugs,” in *Proceedings of the 29th ACM Joint Meeting on European Software Engineering Conference and Symposium on the Foundations of Software Engineering*, 2021, pp. 119–130.
- [17] L. Fan, T. Su, S. Chen, G. Meng, Y. Liu, L. Xu, G. Pu, and Z. Su, “Large-scale analysis of framework-specific exceptions in android apps,” in *2018 IEEE/ACM 40th International Conference on Software Engineering (ICSE)*. IEEE, 2018, pp. 408–419.
- [18] Y. He, L. Zhang, Z. Yang, Y. Cao, K. Lian, S. Li, W. Yang, Z. Zhang, M. Yang, Y. Zhang *et al.*, “Textexerciser: feedback-driven text input exercising for android applications,” in *2020 IEEE Symposium on Security and Privacy (SP)*. IEEE, 2020, pp. 1071–1087.
- [19] P. Liu, X. Zhang, M. Pistoia, Y. Zheng, M. Marques, and L. Zeng, “Automatic text input generation for mobile testing,” in *2017 IEEE/ACM 39th International Conference on Software Engineering (ICSE)*. IEEE, 2017, pp. 643–653.
- [20] W. Wang, W. Lam, and T. Xie, “An infrastructure approach to improving effectiveness of android ui testing tools,” in *Proceedings of the 30th ACM SIGSOFT International Symposium on Software Testing and Analysis*, 2021, pp. 165–176.
- [21] P. Kong, L. Li, J. Gao, K. Liu, T. F. Bissyandé, and J. Klein, “Automated testing of android apps: A systematic literature review,” *IEEE Transactions on Reliability*, vol. 68, no. 1, pp. 45–66, 2018.
- [22] K. Rubinov and L. Baresi, “What are we missing when testing our android apps?” *Computer*, vol. 51, no. 4, pp. 60–68, 2018.
- [23] F. Pecorelli, G. Catolino, F. Ferrucci, A. De Lucia, and F. Palomba, “Software testing and android applications: a large-scale empirical study,” *Empirical Software Engineering*, vol. 27, no. 2, pp. 1–41, 2022.
- [24] T. Azim and I. Neamtiu, “Targeted and depth-first exploration for systematic testing of android apps,” in *Proceedings of the 2013 ACM SIGPLAN international conference on Object oriented programming systems languages & applications*, 2013, pp. 641–660.
- [25] T. Gu, C. Sun, X. Ma, C. Cao, C. Xu, Y. Yao, Q. Zhang, J. Lu, and Z. Su, “Practical gui testing of android applications via model abstraction and refinement,” in *2019 IEEE/ACM 41st International Conference on Software Engineering (ICSE)*. IEEE, 2019, pp. 269–280.
- [26] Y. Li, Z. Yang, Y. Guo, and X. Chen, “Droidbot: a lightweight ui-guided test input generator for android,” in *2017 IEEE/ACM 39th International Conference on Software Engineering Companion (ICSE-C)*. IEEE, 2017, pp. 23–26.
- [27] M.-T. Trinh, D.-H. Chu, and J. Jaffar, “S3: A symbolic string solver for vulnerability detection in web applications,” in *Proceedings of the 2014 ACM SIGSAC Conference on Computer and Communications Security*, 2014, pp. 1232–1243.
- [28] S. Anand, M. Naik, M. J. Harrold, and H. Yang, “Automated concolic testing of smartphone apps,” in *Proceedings of the ACM SIGSOFT 20th International Symposium on the Foundations of Software Engineering*, 2012, pp. 1–11.
- [29] Y. L. Arnatovich, L. Wang, N. M. Ngo, and C. Soh, “Mobic: An automated approach to exercising mobile application guis using symbiosis of online testing technique and customized input generation,” *Software: Practice and Experience*, vol. 48, no. 5, pp. 1107–1142, 2018.
- [30] N. Sunman, Y. Soydan, and H. Sözer, “Automated web application testing driven by pre-recorded test cases,” *Journal of Systems and Software*, p. 111441, 2022.
- [31] A. Vaswani, N. Shazeer, N. Parmar, J. Uszkoreit, L. Jones, A. N. Gomez, Ł. Kaiser, and I. Polosukhin, “Attention is all you need,” *Advances in neural information processing systems*, 2017.
- [32] T. Brown, B. Mann, N. Ryder, M. Subbiah, J. D. Kaplan, P. Dhariwal, A. Neelakantan, P. Shyam, G. Sastry, A. Askell *et al.*, “Language models are few-shot learners,” *Advances in neural information processing systems*, vol. 33, pp. 1877–1901, 2020.
- [33] C. Raffel, N. Shazeer, A. Roberts, K. Lee, S. Narang, M. Matena, Y. Zhou, W. Li, and P. J. Liu, “Exploring the limits of transfer learning with a unified text-to-text transformer,” *J. Mach. Learn. Res.*, vol. 21, pp. 140:1–140:67, 2020.
- [34] J. Devlin, M.-W. Chang, K. Lee, and K. Toutanova, “Bert: Pre-training of deep bidirectional transformers for language understanding,” *NAACL-HLT 2019*, 2018.
- [35] L. Lucy and D. Bamman, “Gender and representation bias in gpt-3 generated stories,” in *Proceedings of the Third Workshop on Narrative Understanding*, 2021, pp. 48–55.
- [36] M. Sharples, “Automated essay writing: An aided opinion,” *International Journal of Artificial Intelligence in Education*, pp. 1–8, 2022.
- [37] Z. Yang, Z. Gan, J. Wang, X. Hu, Y. Lu, Z. Liu, and L. Wang, “An empirical study of gpt-3 for few-shot knowledge-based vqa,” in *Proceedings of the AAAI Conference on Artificial Intelligence*, vol. 36, no. 3, 2022, pp. 3081–3089.
- [38] S. MacNeil, A. Tran, D. Mogil, S. Bernstein, E. Ross, and Z. Huang, “Generating diverse code explanations using the gpt-3 large language model,” in *Proceedings of the 2022 ACM Conference on International Computing Education Research-Volume 2*, 2022, pp. 37–39.
- [39] T. Su, G. Meng, Y. Chen, K. Wu, W. Yang, Y. Yao, G. Pu, Y. Liu, and Z. Su, “Guided, stochastic model-based gui testing of android apps,” in *Proceedings of the 2017 11th Joint Meeting on Foundations of Software Engineering*, 2017, pp. 245–256.
- [40] T. Cai, Z. Zhang, and P. Yang, “Fastbot: A multi-agent model-based test generation system beijing bytedance network technology co., ltd,” in *Proceedings of the IEEE/ACM 1st International Conference on Automation of Software Test*, 2020, pp. 93–96.
- [41] M. Laskin, K. Lee, A. Stooke, L. Pinto, P. Abbeel, and A. Srinivas, “Reinforcement learning with augmented data,” *Advances in neural information processing systems*, vol. 33, pp. 19 884–19 895, 2020.

- [42] T. Chen, S. Kornblith, K. Swersky, M. Norouzi, and G. E. Hinton, "Big self-supervised models are strong semi-supervised learners," *Advances in neural information processing systems*, vol. 33, pp. 22 243–22 255, 2020.
- [43] B. Deka, Z. Huang, C. Franzen, J. Hibschan, D. Afegan, Y. Li, J. Nichols, and R. Kumar, "Rico: A mobile app dataset for building data-driven design applications," in *UIST*, 2017.
- [44] T. input, "Introduction about text input on android developer website." <https://developer.android.google.cn/reference/android/widget/EditText?hl=en>, 2022.
- [45] C. B. Seaman, "Qualitative methods in empirical studies of software engineering," *IEEE Transactions on software engineering*, vol. 25, no. 4, pp. 557–572, 1999.
- [46] Y. Wang, C. Xu, Q. Sun, H. Hu, C. Tao, X. Geng, and D. Jiang, "Promda: Prompt-based data augmentation for low-resource nlu tasks," 2022.
- [47] Y. Gu, X. Han, Z. Liu, and M. Huang, "Ppt: Pre-trained prompt tuning for few-shot learning," 2021.
- [48] X. Liu, K. Ji, Y. Fu, W. Tam, Z. Du, Z. Yang, and J. Tang, "P-tuning: Prompt tuning can be comparable to fine-tuning across scales and tasks," in *Proceedings of the 60th Annual Meeting of the Association for Computational Linguistics (Volume 2: Short Papers)*, 2022, pp. 61–68.
- [49] X. Chen, N. Zhang, X. Xie, S. Deng, Y. Yao, C. Tan, F. Huang, L. Si, and H. Chen, "Knowprompt: Knowledge-aware prompt-tuning with synergistic optimization for relation extraction," in *Proceedings of the ACM Web Conference 2022*, 2022, pp. 2778–2788.
- [50] J. Liao, X. Zhao, J. Zheng, X. Li, F. Cai, and J. Tang, "Ptau: Prompt tuning for attributing unanswerable questions," in *Proceedings of the 45th International ACM SIGIR Conference on Research and Development in Information Retrieval*, 2022, pp. 1219–1229.
- [51] K. Zhou, J. Yang, C. C. Loy, and Z. Liu, "Learning to prompt for vision-language models," *International Journal of Computer Vision*, pp. 1–12, 2022.
- [52] S. Hao, B. Liu, S. Nath, W. G. Halfond, and R. Govindan, "Puma: Programmable ui-automation for large-scale dynamic analysis of mobile apps," in *Proceedings of the 12th annual international conference on Mobile systems, applications, and services*, 2014, pp. 204–217.
- [53] Y. Li, Z. Yang, Y. Guo, and X. Chen, "Droidbot: A lightweight ui-guided test input generator for android," ser. ICSE-C '17, 2017.
- [54] "pascal case," https://en.wikipedia.org/wiki/Camel_case, 2022.
- [55] M.-C. De Marneffe and C. D. Manning, "The stanford typed dependencies representation," in *Coling 2008: proceedings of the workshop on cross-framework and cross-domain parser evaluation*, 2008, pp. 1–8.
- [56] D. Spencer, *Card sorting: Designing usable categories*. Rosenfeld Media, 2009.
- [57] H. Wu, B. Ma, W. Liu, T. Chen, and D. Nie, "Fast and constrained absent keyphrase generation by prompt-based learning," 2022.
- [58] G. Cui, S. Hu, N. Ding, L. Huang, and Z. Liu, "Prototypical verbalizer for prompt-based few-shot tuning," 2022.
- [59] C. Wang, Y. Yang, C. Gao, Y. Peng, H. Zhang, and M. R. Lyu, "No more fine-tuning? an experimental evaluation of prompt tuning in code intelligence," *FSE*, 2022.
- [60] K. Kuznetsov, C. Fu, S. Gao, D. N. Jansen, L. Zhang, and A. Zeller, "Frontmatter: mining android user interfaces at scale," in *Proceedings of the 29th ACM Joint Meeting on European Software Engineering Conference and Symposium on the Foundations of Software Engineering*, 2021, pp. 1580–1584.
- [61] UIAutomator, "Python wrapper of android uiautomator test tool." <https://github.com/xiacong/uiautomator>, 2021.
- [62] "Google play," <https://play.google.com/store/apps/>, 2022.
- [63] Y. Oda, H. Fudaba, G. Neubig, H. Hata, S. Sakti, T. Toda, and S. Nakamura, "Learning to generate pseudo-code from source code using statistical machine translation (t)," in *ASE*. IEEE, 2015, pp. 574–584.
- [64] J. Brooke *et al.*, "Sus-a quick and dirty usability scale," *Usability evaluation in industry*, vol. 189, no. 194, pp. 4–7, 1996.
- [65] S. Siegel and N. J. Castellan, "Nonparametric statistics for the behavioral sciences (2nd ed.)," vol. 33, no. 1, pp. 99–100, 1988.
- [66] J. Wang, Y. Jiang, C. Xu, C. Cao, X. Ma, and J. Lu, "Combodroid: generating high-quality test inputs for android apps via use case combinations," in *ICSE*, 2020, pp. 469–480.
- [67] Z. Dong, M. Böhme, L. Cojocar, and A. Roychoudhury, "Time-travel testing of android apps," in *2020 IEEE/ACM 42nd International Conference on Software Engineering (ICSE)*. IEEE, 2020, pp. 481–492.
- [68] S. Zein, N. Salleh, and J. Grundy, "A systematic mapping study of mobile application testing techniques," *Journal of Systems and Software*, vol. 117, pp. 334–356, 2016.
- [69] T. Lämsä, "Comparison of gui testing tools for android applications," *University of Oulu*, 2017.
- [70] Q. Xie and A. M. Memon, "Designing and comparing automated test oracles for gui-based software applications," *ACM Transactions on Software Engineering and Methodology (TOSEM)*, vol. 16, no. 1, pp. 4–es, 2007.
- [71] T. Wu, X. Deng, J. Yan, and J. Zhang, "Analyses for specific defects in android applications: A survey," *Frontiers of Computer Science*, pp. 1–18, 2019.
- [72] <http://tools.android.com/tips/lint>, 2020.
- [73] <https://github.com/stylelint/stylelint>, 2020.
- [74] N. P. Borges, J. Hotzkow, and A. Zeller, "Droidmate-2: a platform for android test generation," in *2018 33rd IEEE/ACM International Conference on Automated Software Engineering (ASE)*. IEEE, 2018, pp. 916–919.
- [75] A. Developers, "Ui/application exerciser monkey," 2012.
- [76] T. D. White, G. Fraser, and G. J. Brown, "Improving random gui testing with image-based widget detection," in *Proceedings of the 28th ACM SIGSOFT International Symposium on Software Testing and Analysis*. ACM, 2019, pp. 307–317.
- [77] C. Degott, N. P. Borges Jr, and A. Zeller, "Learning user interface element interactions," in *Proceedings of the 28th ACM SIGSOFT International Symposium on Software Testing and Analysis*. ACM, 2019, pp. 296–306.
- [78] E. Kowalczyk, M. B. Cohen, and A. M. Memon, "Configurations in android testing: they matter," in *Proceedings of the 1st International Workshop on Advances in Mobile App Analysis*, 2018, pp. 1–6.
- [79] K. Moran, M. Tufano, C. Bernal-Cárdenas, M. Linares-Vásquez, G. Bavota, C. Vendome, M. Di Penta, and D. Poshyvanyk, "Mdroid+: A mutation testing framework for android," in *2018 IEEE/ACM 40th International Conference on Software Engineering: Companion (ICSE-Companion)*. IEEE, 2018, pp. 33–36.
- [80] L. Cruz and R. Abreu, "On the energy footprint of mobile testing frameworks," *IEEE Transactions on Software Engineering*, vol. 47, no. 10, pp. 2260–2271, 2019.
- [81] W. Guo, L. Shen, T. Su, X. Peng, and W. Xie, "Improving automated gui exploration of android apps via static dependency analysis," in *2020 IEEE International Conference on Software Maintenance and Evolution (ICSM)*. IEEE, 2020, pp. 557–568.
- [82] V. Rastogi, Y. Chen, and W. Enck, "Appsplayground: automatic security analysis of smartphone applications," in *Proceedings of the third ACM conference on Data and application security and privacy*, 2013, pp. 209–220.
- [83] Y. L. Arnatovich, M. N. Ngo, T. H. B. Kuan, and C. Soh, "Achieving high code coverage in android ui testing via automated widget exercising," in *2016 23rd Asia-Pacific Software Engineering Conference (APSEC)*. IEEE, 2016, pp. 193–200.
- [84] N. Alshahwan and M. Harman, "Automated web application testing using search based software engineering," in *ASE*. IEEE, 2011, pp. 3–12.
- [85] V. Sanh, L. Debut, J. Chaumond, and T. Wolf, "Distilbert, a distilled version of bert: smaller, faster, cheaper and lighter," *arXiv preprint arXiv:1910.01108*, 2019.
- [86] Y. Liu, M. Ott, N. Goyal, J. Du, M. Joshi, D. Chen, O. Levy, M. Lewis, L. Zettlemoyer, and V. Stoyanov, "Roberta: A robustly optimized bert pretraining approach," 2019. [Online]. Available: <http://arxiv.org/abs/1907.11692>
- [87] G. Branwen, "Gpt-3 creative fiction." <https://www.gwern.net/GPT-3>, 2020.
- [88] A. Cantino, "Prompt engineering tips and tricks with gpt-3." <https://blog.andrewcantino.com/blog/2021/04/21/prompt-engineering-tips-and-tricks/>, 2016.
- [89] P. Liu, W. Yuan, J. Fu, Z. Jiang, H. Hayashi, and G. Neubig, "Pre-train, prompt, and predict: A systematic survey of prompting methods in natural language processing," *arXiv preprint arXiv:2107.13586*, 2021.
- [90] S. Ge and D. Parikh, "Visual conceptual blending with large-scale language and vision models," *arXiv preprint arXiv:2106.14127*, 2021.
- [91] A. Komatsuzaki, "When you generate images with vqgan clip, the image quality dramatically improves if you add "unreal engine" to your prompt." <https://twitter.com/arankomatsuzaki/status/1399471244760649729>, 2021.