

DC-MBR: Distributional Cooling for Minimum Bayesian Risk Decoding

Jianhao Yan^{*1,2}, Jin Xu³, Fandong Meng⁴, Jie Zhou⁴, Yue Zhang^{2,5}

¹Zhejiang University, China

²School of Engineering, Westlake University

³Institute for Interdisciplinary Information Sciences, Tsinghua University

⁴Pattern Recognition Center, WeChat AI, Tencent, China

⁵Institute of Advanced Technology, Westlake Institute for Advanced Study
elliottyan37@gmail.com

Abstract

Minimum Bayesian Risk Decoding (MBR) emerges as a promising decoding algorithm in Neural Machine Translation. However, MBR performs poorly with label smoothing, which is surprising as label smoothing provides decent improvement with beam search and improves generality in various tasks. In this work, we show that the issue arises from the inconsistency of label smoothing on the token-level and sequence-level distributions. We demonstrate that even though label smoothing only causes a slight change in the token-level, the sequence-level distribution is highly skewed. We coin the issue *autoregressive oversmoothness*. To address this issue, we propose a simple and effective method, Distributional Cooling MBR (DC-MBR), which manipulates the entropy of output distributions by tuning down the Softmax temperature. We theoretically prove the equivalence between pre-tuning label smoothing factor and distributional cooling. Extensive experiments on NMT benchmarks validate that distributional cooling improves MBR in various settings.

1 Introduction

Neural Machine Translation (NMT) (Bahdanau et al., 2014; Vaswani et al., 2017; Yan et al., 2020) has witnessed significant progress in recent years. It models the conditional probability distribution of target language candidates given a source sentence by using a neural architecture model. Given a well-trained NMT model, the task of decoding is to select high-quality candidates according to the model distribution. The most commonly used decoding is Maximum-a-Posteriori decoding (MAP), which aims to find the most probable candidate (i.e., mode of the distribution). However, as revealed by recent studies (Stahlberg and Byrne, 2019; Yan

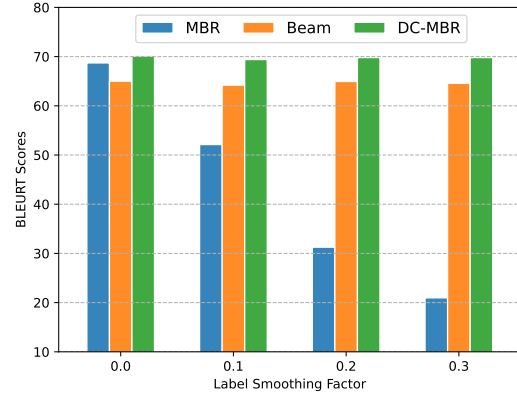


Figure 1: Translation quality against label smoothing factors. As the factor of label smoothing increases, beam search retains its performance while that of MBR drops drastically.

et al., 2021), MAP decoding can be degenerate, suffering from hallucination or being even empty.

Minimum Bayesian Risk Decoding (MBR) (Kumar and Byrne, 2002; Eikema and Aziz, 2020) emerges as a promising alternative to MAP decoding, which seeks the candidate with the largest utility instead of the largest probability. Several advantages have been observed for MBR, such as being robust against domain shift (Müller and Sennrich, 2021) and avoiding beam search curse (Eikema and Aziz, 2021). With the help of neural metrics (Freitag et al., 2021), MBR exceeds the *de facto* MAP decoding algorithm – beam search, achieving the state-of-the-art on several benchmarks.

Despite the above promises, one crucial issue is identified for MBR but not yet solved in the literature: *MBR performs poorly with models trained with label smoothing* (Eikema and Aziz, 2020). We further find that the performance drops monotonically when increasing the label smoothing factor (see Figure 1, under the experiment settings in Section 4.1). It is counter-intuitive since label smoothing increases the generality of various tasks (Szegedy et al., 2016; Chorowski and Jaitly, 2017) and provides steady improvements under the MAP setting in various NMT bench-

* The early part of this work was done when Jianhao Yan was working at Pattern Recognition Center, Wechat AI, Tencent Inc, China.

marks (Vaswani et al., 2017; Chen et al., 2018).

We aim to investigate the root cause and address the issue that label smoothing benefits beam search but hurts MBR. As beam search makes use of token-level distribution and MBR relies on sequence-level distribution, we analyze the effect of label smoothing on the token-level and sequence-level distributions, finding that while label smoothing only slightly softens the token-level distribution, this effect makes the sequence-level distribution highly skewed with lots of low-quality candidates. We call the issue *autoregressive over-smoothness*, and quantify *autoregressive over-smoothness* using token-level entropy, finding that it correlates well with MBR’s performance.

According to the above observations, we propose a conceptually simple and empirically effective approach, Distributional Cooling MBR (DC-MBR), which sharpens the model distributions by cooling down the Softmax temperature. It corrects the skewed sequence-level distribution and avoids sampling from candidates that the model is not confident with. We theoretically prove the equivalence between distributional cooling and label (un-)smoothing, validating that distributional cooling is a reverse process of label smoothing and can safely recover from the *autoregressive over-smoothness* without extra training.

We conduct experiments with two settings, bilingual NMT, under which we train Transformers (Vaswani et al., 2017) from scratch and evaluate them on three NMT benchmarks; and multilingual NMT, under which we evaluate with mBART-50 (Tang et al., 2020) on ten NMT benchmarks. Results show that DC-MBR mitigates the autoregressive over-smoothness and significantly outperforms the de facto standard unbiased setting of MBR. For instance, compared with naive MBR, DC-MBR improves up to 51.2 BLEURT scores for the model trained with label smoothing. To our knowledge, we are the first to make an in-depth investigation on MBR and label smoothing, and the first to give a principled solution.

2 Related Work

MT Decoding The dominant decoding method in NMT is Maximum-a-Posteriori (MAP) decoding, which seeks the hypothesis with the highest conditional probability. Among all MAP decoding methods, beam search is the *de facto* method in modern NMT systems. Many variants of beam

search (Bahdanau et al., 2014; Wu et al., 2016; He et al., 2016; Yang et al., 2018; Murray and Chiang, 2018; Freitag and Al-Onaizan, 2017; Shu and Nakayama, 2018) are proposed to improve its performance. Other than beam search, exact decoding algorithms (Stahlberg and Byrne, 2019; Yan et al., 2021) use depth-first search to find the mode or top candidates of the whole candidate space. However, the computational cost of exact search hinders its applications.

Minimum Bayesian Risk Decoding (MBR), originated from SMT (Kumar and Byrne, 2002; Smith and Eisner, 2006; Tromble et al., 2008), recently emerges as the new alternative to MAP decoding algorithm in NMT. MBR selects the candidates with the highest utility, e.g., an evaluation metric, instead of the highest probability, which may avoid degenerate problems with MAP. Early attempts to incorporate MBR into NMT mainly use the k-best list obtained via beam search (Stahlberg et al., 2017; Shu and Nakayama, 2017; Blain et al., 2017). Recently, Eikema and Aziz (2020) show that the model’s sequence distribution provides a good approximation for human translation and proposes to approximate the hypothesis space and reference space of MBR by *unbiased* ancestral sampling. This *unbiased* sampling setting becomes the common practice of MBR and shows promising results. Müller and Sennrich (2021) show that MBR increases robustness against copy noise and domain shift. Eikema and Aziz (2021) demonstrate that MBR does not suffer from beam search curse (Koehn and Knowles, 2017a), i.e., better search always leads to better translations, and explores approximations for the expected utility. Freitag et al. (2021) propose to combine neural reference-based metric (i.e., BLEURT) as the utility function and demonstrate significant improvements. In this work, we take the inferior performance of MBR with label smoothing as a clue and find that the *unbiased* setting is sub-optimal, as MBR can be further improved by cooling down the model distribution.

Label smoothing First introduced by Szegedy et al. (2016), label smoothing is designed to improve the generality of neural models by replacing the one-hot targets with smoothed targets. It has shown to be effective in various NLP tasks (Szegedy et al., 2016; Chorowski and Jaitly, 2017; Pereyra et al., 2017), and provides a steady performance gain in machine translation (Vaswani

et al., 2017; Chen et al., 2018). Müller et al. (2019) first study the effectiveness of label smoothing with beam search and attribute its effectiveness to better calibrating model predictions (Guo et al., 2017). However, label smoothing is not always helpful. Meister et al. (2020) observe the case where higher entropy is detrimental to the performance of random sampling. Here we focus on label smoothing’s negative effect on MBR and attribute the issue to the different behavior of label smoothing in sequence-level and token-level distribution. Further, we introduce distributional cooling that effectively resolves this issue.

3 Background

We take the standard Transformer (Vaswani et al., 2017) as the baseline, investigating label smoothing under the MAP and MBR decoding algorithms.

3.1 NMT and Label Smoothing

Given a model $f(\theta)$, Neural Machine Translation (NMT) predicts the conditional probability $P(y|x)$ of a target sentence y given a source sentence x , which can be factorised with an auto-regressive process:

$$P(y|x; \theta) = \prod_t P(y_t|y_{<t}, x; \theta). \quad (1)$$

We refer to $P(y_t|y_{<t}, x; \theta)$ and $P(y|x; \theta)$ as token-level distribution and sequence-level distribution, respectively. The token-level distribution $P(y_t|y_{<t}, x; \theta)$ is derived with a Softmax function,

$$o_t^i = f(y^i|y_{<t}, x; \theta), \quad (2)$$

$$P(y_t^i|y_{<t}, x; \theta) = \frac{\exp o_t^i}{\sum_j^{|V|} \exp o_t^j}, \quad (3)$$

where y^i is i -th token in the vocabulary V , and o represents the output logits. The widely used objective for training an NMT model is the label-smoothed cross-entropy loss, defined as,

$$\mathbf{L}_{ls} = - \sum_i Q_\lambda^i \cdot \log P(y_t^i). \quad (4)$$

Q_λ is the λ -smoothed target distribution and its probability of the i -th token can be expressed as,

$$Q_\lambda^i = \begin{cases} 1 - \lambda & \text{if } y^i \text{ is golden token} \\ \frac{\lambda}{|V|-1} & \text{otherwise} \end{cases}. \quad (5)$$

3.2 Decoding Algorithms

Given a model and an input, decoding algorithms select high-quality candidates from $P(y|x)$.

Maximum a Posteriori (MAP) The standard decoding algorithm in NMT is MAP decoding, which finds the candidate with the highest sequence probability (mode of the sequence distribution).

$$y^{\text{MAP}} = \operatorname{argmax}_y P(y|x) \quad (6)$$

$$= \operatorname{argmax}_{y_1, \dots, y_T} \prod_t P(y_t|y_{<t}, x; \theta). \quad (7)$$

The exact solution of MAP is computationally costly due to NMT’s exponentially large search space. Hence, practitioners turn to beam search, a decoding algorithm that relied on greedy token selections.

Maximum Bayesian Risk (MBR) Recently, it has been shown that the mode of the model’s sequence distribution (i.e., MAP’s optimal solution) may be degenerate or even empty (Stahlberg and Byrne, 2019; Yan et al., 2021), which makes the mode a bad target. In contrast, MBR (Kumar and Byrne, 2002) chooses the candidate with the highest expected utilities:

$$y^{\text{MBR}} = \operatorname{argmax}_{h \in \mathcal{Y}_h} \underbrace{\mathbb{E}_{r \in \mathcal{Y}_r} [u(h, r)|x, \theta]}_{=: \mu_u(h; x, \theta)}, \quad (8)$$

where the utility function u can be a certain evaluation metric measuring the similarity between a hypothesis h and a reference r . The hypothesis space \mathcal{Y}_h and reference space \mathcal{Y}_r are sets of all possible translations. Clearly, the above formulation is also intractable as both spaces are prohibitively large. Recently, Eikema and Aziz (2020) propose a sampling-based approach that approximates both spaces with the help of the model distribution. The authors argue that the model distribution is a good approximation for human translations. Specifically, their approach relies on finite candidates sampled from the model’s distribution,

$$\mathcal{Y}_{\text{model}} \sim \prod_t P(y_t|y_{<t}, x; \theta), \quad (9)$$

and uses these candidates as both the pseudo references and hypotheses:

$$\hat{\mu}_u(h; x, \theta) := \frac{1}{N} \sum_r^{\mathcal{Y}_{\text{model}}} u(h, r), \quad (10)$$

$$\hat{y}^{\text{MBR}} = \operatorname{argmax}_{h \in \mathcal{Y}_{\text{model}}} \hat{\mu}_u(h; x, \theta), \quad (11)$$

where $N = |\mathcal{Y}_{\text{model}}|$ is the number of candidates sampled. In practice, the choice of the utility function can be NMT n-gram matching metrics such as BLEU (Papineni et al., 2002), ChrF (Popović, 2015) or neural metrics such as BLEURT (Sellam et al., 2020).

4 Analyses

In this section, we will examine the cause of label smoothing negatively impacting the performance of Minimum Bayes Risk (MBR). We will also compare the effects of label smoothing on beam search, which has been shown to work well with it in previous studies (Szegedy et al., 2016; Chorowski and Jaitly, 2017; Pereyra et al., 2017; Vaswani et al., 2017). We will begin by outlining the details of our experimental setup.

4.1 Setup

For the bilingual setting, we conduct experiments on three benchmarks: WMT 2020 English-German (En-De), WMT 2020 German-English (De-En), and WMT 2016 English-Romanian (En-Ro). We train Transformers from scratch using the training set and evaluate on dev/test sets. All models are trained for 300k steps. The batch size is 32k for En-De/De-En tokens and 16k for En-Ro. Hyperparameters settings except label smoothing are the same as Vaswani et al. (2017).

For the multilingual setting, we use the pre-trained mBART-50 (Tang et al., 2020), which is designed specifically for NMT and trained to support over 50 languages. We choose 10 directions of WMT16 to evaluate our method, including En \leftrightarrow De, En \leftrightarrow Cs, En \leftrightarrow Fi, En \leftrightarrow Ro, En \leftrightarrow Ru. The statistics of all benchmarks are listed in Appendix.

For MBR settings, our results rely on a candidate list of two sizes: low-cost ($N=10$) and high-cost ($N=50$). In the analysis part, we use the high-cost setting. Following Freitag et al. (2021), we use BLEURT v0.2 (Sellam et al., 2020) as our utility function to achieve state-of-the-art performance. We provide results using other utility functions in Appendix E. For evaluation, we mainly report BLEURT scores for both the bilingual and multilingual settings, except for bilingual experiments on WMT16 En-Ro, where we report sacreBLEU as its training corpus is case insensitive and the BLEURT metric is trained on case-sensitive data. For more details, please refer to Appendix C.

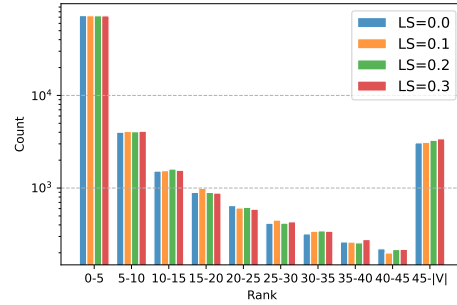


Figure 2: Ranking statistics for tokens in the ground-truth sentence within the token-level distribution $P(y_t|y_{<t}, x)$.

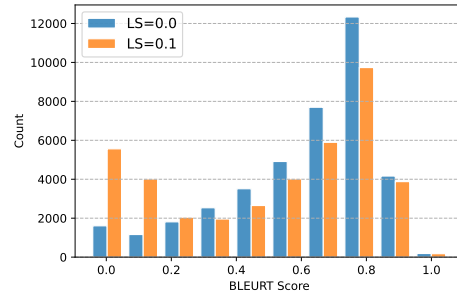


Figure 3: Translation quality statistics for sequences within the top-20 candidates of the sequence-level distribution $P(y|x)$.

4.2 Un-consistency between Token- and Sequence-level Distributions

One key distinction between MBR and beam search is that MBR relies on sequence-level distribution $P(y|x)$ and re-ranks among sequence samples, while beam search generates tokens greedily from the token-level distribution $P(y_t|y_{<t}, x)$. Therefore, we explore the effect of label smoothing over the model’s sequence-level and token-level distributions.

Figure 2 demonstrates rankings of ground-truth tokens on the token-level distributions. We predict the teacher-forcing probabilities of reference tokens and investigate how the ranks of these tokens within the distribution $P(y_t|y_{<t}, x)$ change with label smoothing factors. We can see that most of the reference tokens are ranked within the top 0-5, indicating that our models are well-trained. When we increase the label smoothing factor, the rankings only change slightly. Specifically, the count of reference tokens in rank 0-5 slightly drops, and that in rank 45- $|V|$ (tail of the token-level distribution) slightly increases. It implies that label smoothing makes the model mildly less confident at the token-level as intended. It improves the models’ generality and accords with our experiments in Figure 1 that label smoothing provides minor

improvements with beam search.

The minor impact on the token-level distribution can lead to a huge disparity regarding the sequence-level distribution. With the exact top- N (Yan et al., 2021) decoding algorithm, which is a DFS-based search algorithm equipped with a min-heap, we decode the topmost (i.e., top-20) sequences of the sequence-level model distribution. Figure 3 plots the translation qualities of these topmost sequences for models trained with and without label smoothing. As we can see, compared to the model without label smoothing, the model trained with label smoothing has more low-quality sequences in its top region of sequence-level distribution. It suggests that label smoothing skews the model distribution and gives poor sequences higher ranks/probabilities. This may relate to the well-known label bias problem (Lafferty et al., 2001), wherein the sampling process the model’s short-sighted decisions on certain steps lead to poor translations. This leads to low-quality hypotheses and reference spaces and explains MBR’s deteriorate performance in Figure 1.

To further understand why a small distortion in the model’s token-level distribution results in a much skewed sequence-level distribution, we examine the auto-regressive nature of machine translation models. As a concrete example, suppose we have a reference sequence of 30 tokens. Given a model trained without label smoothing and *perfectly* fit the data set, it should receive 100% probability for each reference token and the whole sequence. In contrast, with a model with label smoothing $\lambda = 0.1$, each reference token receives a 90% probability, whereas the reference sequence as a whole receives only $90\%^{30} = 4\%$. This effect further enlarges. When $\lambda = 0.2$, the reference sequence only receives about 0.1% probability. Consequently, as shown in Figure 1, the model re-distributes the probability mass to many low-quality sentence candidates. We adopt the term *autoregressive over-smoothness* for this issue. In the next section, we discuss how to quantify *autoregressive over-smoothness*.

5 Method

We propose DC-MBR to address the above issue. The idea is to sharpen the sequence-level distribution, thus allowing the model to benefit from its own confidence. To this end, we first propose a measure of *autoregressive over-smoothness*, and

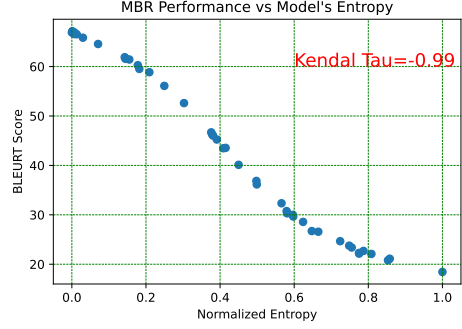


Figure 4: The performance of MBR against the smoothness of the model distribution. Each data point is a Transformer-based model. The performance of MBR is negatively correlated with entropy values. ($\tau = -0.99$).

then introduce our DC-MBR.

5.1 Measuring Autoregressive Over-Smoothness Using Entropy

Measuring to what extent the model suffers from *autoregressive over-smoothness* is non-trivial, as the search space of sequence-level distribution is prohibitively large. We turn to a token-level measure that performs well empirically, the token distribution entropy,

$$H = \sum_i^{|V|} P(y_t^i) \log P(y_t^i). \quad (12)$$

The connection is straightforward. The lower the token level entropy is, the less probability mass is distributed to the golden reference.

To validate our measure, we conduct experiments on the WMT20 En-De task and investigate the relationship between entropy and MBR performance. To control the entropy values, we train 45 Transformer-base models with various hyperparameters (i.e., $\alpha \in [0.1, 0.9]$ and $\beta \in [0.1, 0.5]$) of generalized entropy regularizations (GER, Meister et al. 2020), where label smoothing is one of the special cases. We use a Transformer-base model (Vaswani et al., 2017) and fine-tune the model for 10k more steps. Figure 4 plots the BLEURT scores against corresponding model entropy values. Our measure of *autoregressive over-smoothness* is a good proxy as it correlates strongly (-0.99) with the MBR performance. The model with smaller token distribution entropy suffers less from *autoregressive over-smoothness* and achieves a better performance with MBR.

5.2 Distributional Cooling for MBR

In order to mitigate the *autoregressive over-smoothness* and further improve MBR, it is essential to sharpen the model distribution. This is simply the reverse of label smoothing. While it can be achieved by training with negative entropy regularizations, it would require extra computational overhead and it would sacrifice the model’s performance with beam search.

Instead, we manipulate the generation process of both hypothesis space and reference space by distributional cooling. It turns down the Softmax temperature and thus reduces the token-level entropy. Formally, we divide the logits o by temperature T before normalization,

$$P(y_t|y_{<t}, x; \theta, T) = \frac{\exp \frac{o_t}{T}}{\sum_j |V| \exp \frac{o_j}{T}}, \quad (13)$$

and generate candidates in hypothesis space and reference space with

$$\mathcal{Y}_{\text{model}}^T \sim \prod_t P(y_t|y_{<t}, x; \theta, T). \quad (14)$$

The computation of MBR becomes

$$\hat{\mu}_u(h; x, \theta) := \frac{1}{N} \sum_r \mathcal{Y}_{\text{model}}^{T_r} u(h, r), \quad (15)$$

$$\hat{y}^{\text{DC-MBR}} = \operatorname{argmax}_{h \in \mathcal{Y}_{\text{model}}^{T_h}} \hat{\mu}_u(h; x, \theta). \quad (16)$$

We use separate temperatures T_h and T_r for the hypothesis and reference spaces due to their distinct roles in MBR. See more discussion in Section 5.6

With distributional cooling, we model a label (un-)smoothing process, as it forces the model to focus on its most confident candidates and avoid distributing probability mass on unconfident ones. It is simple and easy to implement. It only modifies the decoding phase, which can be easily applied to off-the-shelf MT models and does not affect the model’s performance with beam search.

5.3 Proof of Equivalence

Distributional cooling also theoretically connects with the label (un-)smoothing. In this section, we provide the proof.

Proposition 1 *The optimal solution of the model trained with label smoothing λ is \hat{P}_λ whose probability of i -th token is:*

$$\hat{P}_\lambda^i = \begin{cases} 1 - \lambda & y^i \text{ is golden token} \\ \frac{\lambda}{|V|-1} & \text{otherwise} \end{cases}. \quad (17)$$

Models	Models	BS	MBR	Ours	Δ
$N = 10$	Transformer	65.0	63.8	68.8	+5.0
	+ LS 0.1	64.2	41.0	67.9	+26.9
	+ LS 0.2	64.9	24.0	68.3	+44.3
	+ LS 0.3	64.6	17.1	68.3	+51.2
$N = 50$	Transformer	65.0	68.7	70.1	+1.4
	+ LS 0.1	64.2	52.1	69.4	+17.3
	+ LS 0.2	64.9	31.3	69.8	+38.5
	+ LS 0.3	64.6	21.0	69.8	+48.8

Table 1: BLEURT scores for En-De. Gray: Models perform poorly with original MBR. We investigate two settings: Low cost, $N=10$, 100 BLEURT calls per sentence; High cost, $N=50$, 2500 BLEURT calls per sentence. Our results are significantly better than “MBR” ($p < 0.01$).

Intuitively, this solution is straightforward since minimizing cross-entropy loss equals minimizing the Kullback–Leibler divergence between target distribution Q and model distribution P . The loss achieves zero if and only if two distributions are the same.

With the assistance of Proposition 1, we can further derive the following lemma.

Lemma 1 *Given two models that achieve the optimal solutions with different label smoothing factors $\lambda_1, \lambda_2 < 1$, there exists a Softmax temperature factor $T = (\log \frac{1-\lambda_1}{\lambda_1}) / (\log \frac{1-\lambda_2}{\lambda_2})$ that can transform \hat{P}_{λ_1} to \hat{P}_{λ_2} .*

The detailed proof for Proposition 1 and Lemma 1 can be found in Appendix.

The above Lemma proves the equivalence between distributional cooling and label smoothing training. Thus, we can exactly manipulate the Softmax temperature to recover the over-smoothness brought by label smoothing, and, furthermore, improve the performance of MBR. This justifies our approach in that distributional cooling with a temperature $T < 1.0$ does not just make the model’s output distribution sharp in any direction. It transforms the distribution towards the optimal solution of a model trained by a smaller label smoothing.

5.4 Main Results

Table 1 shows our results on the bilingual NMT setting. Since our results on three benchmarks are consistent, we put WMT20 De-En and WMT16 En-Ro in Appendix D, and mainly discuss WMT20 En-De experiments in the main text. Table 2 provides our results under the multilingual NMT setting. The default value of temperature is set to 0.5.

Mitigating Autoregressive Over-smoothness. As shown in rows 2-4 and 6-8 (i.e., gray rows) of Table 1, we confirm that models trained by label smoothing ($+LS$ xx) perform poorly with naive MBR. The performance drops drastically no matter the choice of the number of candidates or tasks. In contrast, DC-MBR (column *Ours*) achieves strong and consistent performance across different choices of label smoothing, where the performance gap between ours and naive MBR can even reach about 50 BLEURT scores. This consistency indicates that our methods do not suffer from *autoregressive over-smoothness*.

Improving Sub-optimal Settings. We compare our performance with naive MBR under the unbiased setting. In bilingual NMT (Table 1), we observe significant gaps (+5.0/+1.4 BLEURT score) in both the low-cost scenario and the high-cost scenario. In multilingual NMT (Table 2), the conclusions are similar. Our method significantly outperforms MBR with +2.5 BLEURT scores when $N = 10$ and with +0.5 BLEURT scores when $N = 50$ ¹. Our results suggest that the widely used *unbiased* setting is sub-optimal, and the construction of hypothesis and reference space needs exploration.

DC-MBR vs Beam Search. Further, we compare beam search (BS) with our approach, as beam search is the widely applied decoding algorithm in NMT applications. As shown in Table 1 and 2, our methods strongly outperform beam search with +4.8 to +5.1 BLEURT scores in the bilingual setting and with +1.2 and +2.2 BLEURT scores in the multilingual setting. Compared with naive MBR, which performs weaker than beam search when $N = 10$, our methods perform much better in the low-cost scenario. The results indicate that our approach makes MBR more applicable in place of beam search in NMT applications, with lower costs and higher translation quality.

Computational Cost Reduction. A by-product of our approach is our method can achieve the same performance with much less computational cost, i.e., the number of candidates, and thus enable a much faster decoding process. For instance, our low-cost result (68.8, ‘Transformer, Ours, $N=10$ ’ in Table 1) is comparable to that of the original MBR’s high-cost result (68.7, ‘Transformer, MBR, $N=50$ ’). The computational cost is reduced from 2500 to 100 BLEURT calls (25x speedup), due to

¹Note that the significance test is based on NIST and BLEU, while the reported results here are BLEURT scores. See Appendix C for more details.

mBART	BS	N=10			N=50		
		MBR	Ours	Δ	MBR	Ours	Δ
En-De	71.8	70.3	73.7	+3.4	74.2	74.8	+0.6
De-En	74.0	73.4	74.3	+0.9	75.1	74.7	-0.4
En-Cs	73.0	70.1	75.3	+5.2	75.0	77.2	+2.2
Cs-En	70.8	69.8	71.2	+1.4	71.7	71.7	+0.0
En-Ro	77.2	77.3	78.6	+1.3	79.8	79.5	-0.3
Ro-En	72.3	72.2	72.5	+0.4	73.6	72.8	-0.8
En-Ru	70.8	68.3	72.9	+4.6	72.5	74.4	+1.9
Ru-En	71.6	70.3	72.2	+1.9	72.4	72.7	+0.3
En-Fi	77.4	75.6	79.9	+4.2	80.1	81.8	+1.7
Fi-En	68.9	68.1	69.6	+1.5	70.1	70.2	+0.1
Average	72.8	71.5	74.0	+2.5	74.5	75.0	+0.5

Table 2: BLEURT scores for the ten tasks on WMT16 with mBART. Our results are significantly better than “MBR” ($p < 0.01$).

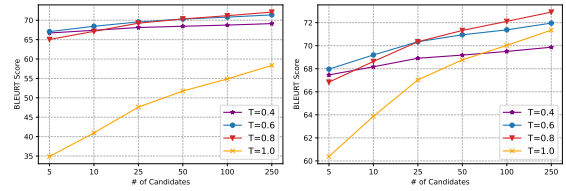


Figure 5: BLEURT scores against the number of candidates used with different temperature values. All results are averaged over three random runs. **Left:** Transformer-base w/ $LS=0.1$; **Right:** Transformer-base w/o LS

the quadratic nature of MBR. Compared with other acceleration methods in MBR (Eikema and Aziz, 2021; Freitag et al., 2021), which mainly focus on truncating the hypothesis space or the reference space and accelerating the MBR computation process solely, our methods additionally reduce the cost of candidate generation.

5.5 The Number of Candidates

In our approach, we decrease the Softmax temperature to sharpen the token-level distribution. This may reduce the diversity of generated candidates. Thus, one possible concern is whether our method would limit the potential of MBR when using a large number of candidates. To this end, we study MBR’s performance as the number of candidates increases. We plot different temperature choices and report the corresponding BLEURT scores over WMT20 En-De, and present results with both models trained with and without label smoothing.

Figure 5 shows the results. Given the model with label smoothing, distributional cooling is necessary. Even with 250 candidates sampled per sen-

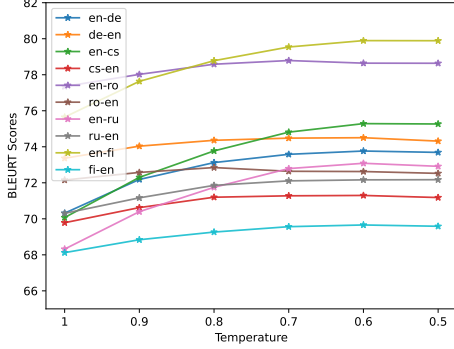


Figure 6: BLEURT scores for varying DC-MBR’s temperature values on multilingual tasks. We use $N = 10$. Best viewed in color.

tence, our methods ($T < 1.0$) strongly outperform the naive MBR ($T = 1.0$) by a considerable margin. Given the model without label smoothing, our methods still significantly outperform naive MBR in most cases, except in the scenario of high costs (e.g., $N=250$), where a proper choice of temperature (e.g., $T=0.6/0.8$) is required. For both models, our approach helps MBR achieve strong performance at a low cost ($N=5,10$). *The above results resolve the concern that sharpening model distribution would limit the gains with a large number of candidates.*

In addition, we find that the performance of our approach improves with an increasing number of candidates, indicating our approach retains the advantage of MBR of not suffering from the *beam search curse* problem (Koehn and Knowles, 2017b; Eikema and Aziz, 2021).

5.6 Temperature of DC-MBR

Temperature is another key factor for DC-MBR.

Applicability of Distributional Cooling. Besides DC-MBR’s effectiveness shown in previous experiments, we want to know whether DC-MBR is applicable to wider settings such as different translation directions. To this end, we plot the performance of each direction of our multilingual experiments in Figure 6. As shown, tuning down temperature almost monotonically improves translation performance in all directions, proving the general applicability of DC-MBR.

Distinct Roles for \mathcal{Y}_h and \mathcal{Y}_r . In the above experiments, we use the same temperature to generate both the hypothesis and reference space. Since they have very different roles in MBR decoding, we study how the performances are affected by temperature.

Figure 7 shows the choices of T_h and T_r for the

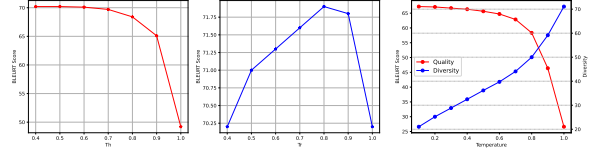


Figure 7: Temperature study of DC-MBR. The number of candidates is 10. **Left:** Fix $T_r = 1.0$ and tune T_h ; **Middle:** Fix $T_h = 0.5$ and tune T_r . **Right:** Quality/Diversity scores of sampling candidates versus Temperature T . Red: Quality; Blue: Diversity

hypothesis and reference space, respectively. Experiments are conducted on the valid set of WMT20 En-De. The model we use is the Transformer-base trained with label smoothing 0.1. As shown, T_h has a significant effect on the performance of MBR. The BLEURT score gap between the best ($T_h = 0.5$) and worst settings ($T_h = 1.0$) is about 20 points. A sharp hypothesis space is more favorable than a smooth one. On the other hand, a good T_r value also provides a considerable gain on the performance, about +1.5 BLEURT scores. Different from T_h , a sharp reference space is not always the best choice. A T_r value that is too high or too low can result in a drop in BLEURT.

In order to further reveal the characteristics of both spaces, the right plot in Figure 7 plots the quality and diversity for sampled candidates over different choices of temperature. We directly use the BLEURT score for quality, and the diversity score is defined as,

$$\text{Div} = \frac{1}{|\mathcal{Y}|^2} \sum_{a \in \mathcal{Y}} \sum_{b \in \mathcal{Y}} \text{ChrF}(a, b), \quad (18)$$

which is the average ChrF score (Popović, 2015) of each candidate against the others. We do not use neural metrics such as BLEURT because they are trained to be robust against surface changes. In conclusion, the hypothesis space provides the possible candidates for translation, which should be of high quality and insensitive to diversity. In contrast, the reference space is responsible for the comprehensive evaluation of utilities, which should balance both quality and diversity.

6 Conclusion

We investigated the negative effect of label smoothing on MRB, finding that MBR’s performance decreases monotonically with the increase of label smoothing value, and showing that the above phenomenon is due to the *autoregressive over-smoothness* caused by the autoregressive factorization. We then presented a conceptually simple and

theoretically well-motivated approach, DC-MBR, to address this issue. Extensive experiments on NMT benchmarks revealed that the widely used *un-biased* setting is sub-optimal, and demonstrated that our method significantly improves MBR.

7 Limitations

First, in this work, we focus on machine translation, as the MT community mainly witnesses MBR’s reported success. Recently, researchers start to investigate minimum risk decoding with similar ideas with open-ended text generations (Suzgun et al., 2022). In these scenarios, diversity is a crucial criterion, and sharpening the model’s distribution may deteriorate the performance of these tasks.

Second, as the NLP community’s growing attention on the large-scale foundation models (Bommasani et al., 2021), one limitation of this work is that it has not explored the variety of settings brought by these large models, with only considering mBART-50 for direct multilingual translation. For instance, recent models, like MASS (Song et al., 2019), GPT3 (Brown et al., 2020), and OPT (Zhang et al., 2022), have shown remarkable progress in multilingual few-shot translations or in-context learning for translations (Garcia and Firat, 2022; Agrawal et al., 2022). These possible scenarios of foundation models could fit well for DC-MBR and worth exploring.

References

- Sweta Agrawal, Chunting Zhou, Mike Lewis, Luke Zettlemoyer, and Marjan Ghazvininejad. 2022. In-context examples selection for machine translation. *arXiv preprint arXiv:2212.02437*.
- Dzmitry Bahdanau, Kyunghyun Cho, and Yoshua Bengio. 2014. Neural machine translation by jointly learning to align and translate. *arXiv preprint arXiv:1409.0473*.
- Frédéric Blain, Pranava Swaroop Madhyastha, and Lucia Specia. 2017. Exploring hypotheses spaces in neural machine translation. *Asia-Pacific Association for Machine Translation (AAMT), editor, Machine Translation Summit XVI. Nagoya, Japan*.
- Rishi Bommasani, Drew A Hudson, Ehsan Adeli, Russ Altman, Simran Arora, Sydney von Arx, Michael S Bernstein, Jeannette Bohg, Antoine Bosselut, Emma Brunskill, et al. 2021. On the opportunities and risks of foundation models. *arXiv preprint arXiv:2108.07258*.
- Tom Brown, Benjamin Mann, Nick Ryder, Melanie Subbiah, Jared D Kaplan, Prafulla Dhariwal, Arvind Neelakantan, Pranav Shyam, Girish Sastry, Amanda Askell, et al. 2020. Language models are few-shot learners. *Advances in neural information processing systems*, 33:1877–1901.
- Mia Xu Chen, Orhan Firat, Ankur Bapna, Melvin Johnson, Wolfgang Macherey, George Foster, Llion Jones, Mike Schuster, Noam Shazeer, Niki Parmar, et al. 2018. The best of both worlds: Combining recent advances in neural machine translation. In *Proceedings of the 56th Annual Meeting of the Association for Computational Linguistics (Volume 1: Long Papers)*, pages 76–86.
- Jan Chorowski and Navdeep Jaitly. 2017. Towards better decoding and language model integration in sequence to sequence models. *Proc. Interspeech 2017*, pages 523–527.
- George Doddington. 2002. Automatic evaluation of machine translation quality using n-gram co-occurrence statistics. In *Proceedings of the second international conference on Human Language Technology Research*, pages 138–145.
- Bryan Eikema and Wilker Aziz. 2020. Is map decoding all you need? the inadequacy of the mode in neural machine translation. In *Proceedings of the 28th International Conference on Computational Linguistics*, pages 4506–4520.
- Bryan Eikema and Wilker Aziz. 2021. Sampling-based minimum bayes risk decoding for neural machine translation. *arXiv preprint arXiv:2108.04718*.
- Markus Freitag and Yaser Al-Onaizan. 2017. Beam search strategies for neural machine translation. In *Proceedings of the First Workshop on Neural Machine Translation*, pages 56–60.
- Markus Freitag, David Grangier, Qijun Tan, and Bowen Liang. 2021. Minimum bayes risk decoding with neural metrics of translation quality. *arXiv preprint arXiv:2111.09388*.
- Xavier Garcia and Orhan Firat. 2022. Using natural language prompts for machine translation. *arXiv preprint arXiv:2202.11822*.
- Chuan Guo, Geoff Pleiss, Yu Sun, and Kilian Q Weinberger. 2017. On calibration of modern neural networks. In *International conference on machine learning*, pages 1321–1330. PMLR.
- Wei He, Zhongjun He, Hua Wu, and Haifeng Wang. 2016. Improved neural machine translation with smt features. In *Proceedings of the AAAI Conference on Artificial Intelligence*, volume 30.
- Philipp Koehn and Rebecca Knowles. 2017a. Six challenges for neural machine translation. *ACL 2017*, page 28.
- Philipp Koehn and Rebecca Knowles. 2017b. [Six challenges for neural machine translation](#). In *Proceedings of the First Workshop on Neural Machine*

- Translation*, pages 28–39, Vancouver. Association for Computational Linguistics.
- Shankar Kumar and William Byrne. 2002. Minimum bayes-risk word alignments of bilingual texts. In *Proceedings of the 2002 Conference on Empirical Methods in Natural Language Processing (EMNLP 2002)*, pages 140–147.
- John Lafferty, Andrew McCallum, and Fernando CN Pereira. 2001. Conditional random fields: Probabilistic models for segmenting and labeling sequence data.
- Clara Meister, Elizabeth Salesky, and Ryan Cotterell. 2020. Generalized entropy regularization or: There’s nothing special about label smoothing. In *Proceedings of the 58th Annual Meeting of the Association for Computational Linguistics*, pages 6870–6886.
- Mathias Müller and Rico Sennrich. 2021. Understanding the properties of minimum bayes risk decoding in neural machine translation. In *Proceedings of the 59th Annual Meeting of the Association for Computational Linguistics and the 11th International Joint Conference on Natural Language Processing (Volume 1: Long Papers)*, pages 259–272.
- Rafael Müller, Simon Kornblith, and Geoffrey E Hinton. 2019. When does label smoothing help? *Advances in neural information processing systems*, 32.
- Kenton Murray and David Chiang. 2018. Correcting length bias in neural machine translation. *arXiv preprint arXiv:1808.10006*.
- Kishore Papineni, Salim Roukos, Todd Ward, and Wei-Jing Zhu. 2002. Bleu: a method for automatic evaluation of machine translation. In *Proceedings of the 40th annual meeting of the Association for Computational Linguistics*, pages 311–318.
- Gabriel Pereyra, George Tucker, Jan Chorowski, Łukasz Kaiser, and Geoffrey Hinton. 2017. Regularizing neural networks by penalizing confident output distributions. *arXiv preprint arXiv:1701.06548*.
- Maja Popović. 2015. chrF: character n-gram f-score for automatic mt evaluation. In *Proceedings of the Tenth Workshop on Statistical Machine Translation*, pages 392–395.
- Thibault Sellam, Dipanjan Das, and Ankur Parikh. 2020. Bleurt: Learning robust metrics for text generation. In *Proceedings of the 58th Annual Meeting of the Association for Computational Linguistics*, pages 7881–7892.
- Rico Sennrich, Barry Haddow, and Alexandra Birch. 2016. [Neural machine translation of rare words with subword units](#). In *Proceedings of the 54th Annual Meeting of the Association for Computational Linguistics (Volume 1: Long Papers)*, pages 1715–1725, Berlin, Germany. Association for Computational Linguistics.
- Raphael Shu and Hideki Nakayama. 2017. Later-stage minimum bayes-risk decoding for neural machine translation. *arXiv preprint arXiv:1704.03169*.
- Raphael Shu and Hideki Nakayama. 2018. Improving beam search by removing monotonic constraint for neural machine translation. In *Proceedings of the 56th Annual Meeting of the Association for Computational Linguistics (Volume 2: Short Papers)*, pages 339–344.
- David A Smith and Jason Eisner. 2006. Minimum risk annealing for training log-linear models. In *Proceedings of the COLING/ACL 2006 Main Conference Poster Sessions*, pages 787–794.
- Kaitao Song, Xu Tan, Tao Qin, Jianfeng Lu, and Tie-Yan Liu. 2019. Mass: Masked sequence to sequence pre-training for language generation. In *International Conference on Machine Learning*, pages 5926–5936. PMLR.
- Felix Stahlberg and Bill Byrne. 2019. [On NMT search errors and model errors: Cat got your tongue?](#) In *Proceedings of the 2019 Conference on Empirical Methods in Natural Language Processing and the 9th International Joint Conference on Natural Language Processing (EMNLP-IJCNLP)*, pages 3356–3362, Hong Kong, China. Association for Computational Linguistics.
- Felix Stahlberg, Adrià de Gispert, Eva Hasler, and Bill Byrne. 2017. Neural machine translation by minimising the bayes-risk with respect to syntactic translation lattices. In *Proceedings of the 15th Conference of the European Chapter of the Association for Computational Linguistics: Volume 2, Short Papers*, pages 362–368.
- Mirac Suzgun, Luke Melas-Kyriazi, and Dan Jurafsky. 2022. Follow the wisdom of the crowd: Effective text generation via minimum bayes risk decoding. *arXiv preprint arXiv:2211.07634*.
- Christian Szegedy, Vincent Vanhoucke, Sergey Ioffe, Jon Shlens, and Zbigniew Wojna. 2016. Rethinking the inception architecture for computer vision. In *Proceedings of the IEEE conference on computer vision and pattern recognition*, pages 2818–2826.
- Yuqing Tang, Chau Tran, Xian Li, Peng-Jen Chen, Naman Goyal, Vishrav Chaudhary, Jiatao Gu, and Angela Fan. 2020. Multilingual translation with extensible multilingual pretraining and finetuning. *arXiv preprint arXiv:2008.00401*.
- Roy Tromble, Shankar Kumar, Franz Och, and Wolfgang Macherey. 2008. Lattice minimum bayes-risk decoding for statistical machine translation.
- Ashish Vaswani, Noam Shazeer, Niki Parmar, Jakob Uszkoreit, Llion Jones, Aidan N Gomez, Łukasz Kaiser, and Illia Polosukhin. 2017. Attention is all you need. In *Advances in Neural Information Processing Systems*, pages 5998–6008.

- Yonghui Wu, Mike Schuster, Zhifeng Chen, Quoc V Le, Mohammad Norouzi, Wolfgang Macherey, Maxim Krikun, Yuan Cao, Qin Gao, Klaus Macherey, et al. 2016. Google’s neural machine translation system: Bridging the gap between human and machine translation. *arXiv preprint arXiv:1609.08144*.
- Jianhao Yan, Fandong Meng, and Jie Zhou. 2020. Multi-unit transformers for neural machine translation. In *Proceedings of the 2020 Conference on Empirical Methods in Natural Language Processing (EMNLP)*, pages 1047–1059.
- Jianhao Yan, Chenming Wu, Fandong Meng, and Jie Zhou. 2021. Rethinking the evaluation of neural machine translation. *arXiv preprint arXiv:2106.15217*.
- Yilin Yang, Liang Huang, and Mingbo Ma. 2018. Breaking the beam search curse: A study of (re-) scoring methods and stopping criteria for neural machine translation. In *Proceedings of the 2018 Conference on Empirical Methods in Natural Language Processing*, pages 3054–3059.
- Xianfeng Zeng, Yijin Liu, Ernan Li, Qiu Ran, Fandong Meng, Peng Li, Jinan Xu, and Jie Zhou. 2021. Wechat neural machine translation systems for wmt21. In *Proceedings of the Sixth Conference on Machine Translation*, pages 243–254.
- Susan Zhang, Stephen Roller, Naman Goyal, Mikel Artetxe, Moya Chen, Shuohui Chen, Christopher Dewan, Mona Diab, Xian Li, Xi Victoria Lin, et al. 2022. Opt: Open pre-trained transformer language models. *arXiv preprint arXiv:2205.01068*.

A Derivation of Optimal Solutions

Even though we solve the problem by gradient descent in practice, the label-smoothed cross-entropy objective has an optimal analytic solution.

Recall that the label smoothed cross-entropy loss is defined by,

$$\mathbf{L}_{ls} = - \sum_i Q_\lambda^i \cdot \log P^i, \quad (19)$$

$$Q_\lambda^i = \begin{cases} 1 - \lambda & \text{if } y^i \text{ is golden token} \\ \frac{\lambda}{|V|-1} & \text{otherwise} \end{cases}. \quad (20)$$

We short $P(y^i)$ as P^i for simplicity. Then, we can write the constrained optimization problem as,

$$\begin{aligned} \min_{P^i} \quad & - \sum_i Q_\lambda^i \cdot \log P^i \\ \text{s.t.} \quad & \sum_i P^i = 1 \end{aligned}$$

Then, we can add a constant $\sum_i Q_\lambda^i \cdot \log Q_\lambda^i$ to the objective, which will not affect the choice of solution \hat{P} ,

$$\begin{aligned} \min_{P^i} \quad & \sum_i Q_\lambda^i \cdot \frac{\log Q_\lambda^i}{\log P^i} = \text{KL}(Q_\lambda, P) \\ \text{s.t.} \quad & \sum_i P^i = 1 \end{aligned}$$

Obviously, to achieve the minimum (i.e., 0) of KL divergence, two distributions P and Q must be the same. Hence, the i -th token's probability value of the optimal solution \hat{P} equals to,

$$\hat{P}_\lambda^i = \begin{cases} 1 - \lambda & y^i \text{ is golden token} \\ \frac{\lambda}{|V|-1} & \text{otherwise} \end{cases}. \quad (21)$$

B Derivation of Equivalence between Label Smoothing and Distributional Cooling

Here, we provide detailed proof for the equivalence of post-tuning temperature and pre-tuning label smoothing factor. Give two models trained with label smoothing factor $\lambda_1, \lambda_2 < 1$. Based on Proposition 1, the optimal solutions are

$$\begin{aligned} \hat{P}_{\lambda_1} &= [\frac{\lambda_1}{|V|-1}, \dots, 1 - \lambda_1, \dots, \frac{\lambda_1}{|V|-1}], \\ \hat{P}_{\lambda_2} &= [\frac{\lambda_2}{|V|-1}, \dots, 1 - \lambda_2, \dots, \frac{\lambda_2}{|V|-1}], \end{aligned}$$

We want to see whether there exists a temperature value T which can transform \hat{P}_{λ_1} to \hat{P}_{λ_2} .

First, with the Softmax formulation, we have,

$$\frac{\exp o_{gt}}{\sum_j \exp o_j} = 1 - \lambda_1, \quad (22)$$

where o_{gt} is the logit for the golden target token. It is obvious that the non-target tokens share the same logit value, which we refer to as o_{nt} . Then, we have

$$\begin{aligned} \frac{\exp o_{gt}}{\sum_j \exp o_j} &= 1 - \lambda_1 \\ \Leftrightarrow \frac{\exp o_{gt}}{\exp o_{gt} + (|V| - 1) \cdot \exp o_{nt}} &= 1 - \lambda_1 \\ \Leftrightarrow \exp o_{gt} &= \frac{1 - \lambda_1}{\lambda_1} \cdot (|V| - 1) \cdot \exp o_{nt} \end{aligned}$$

Therefore, if we can find a solution T that satisfies both,

$$\exp o_{gt} = \frac{1 - \lambda_1}{\lambda_1} \cdot (|V| - 1) \cdot \exp o_{nt} \quad (23)$$

$$\exp \frac{o_{gt}}{T} = \frac{1 - \lambda_2}{\lambda_2} \cdot (|V| - 1) \cdot \exp \frac{o_{nt}}{T}, \quad (24)$$

we obtain the optimal solution for label smoothing λ_2 . By taking the logarithm of both equation 23 and 24, we obtain,

$$\begin{aligned} \begin{cases} o_{gt} &= \log \frac{(1-\lambda_1)(|V|-1)}{\lambda_1} + o_{nt} \\ o_{gt} &= T \cdot \log \frac{(1-\lambda_2)(|V|-1)}{\lambda_2} + o_{nt} \end{cases}, \\ \Rightarrow \log \frac{(1 - \lambda_1)}{\lambda_1} &= T \cdot \log \frac{(1 - \lambda_2)}{\lambda_2}, \\ \Rightarrow T &= (\log \frac{1 - \lambda_1}{\lambda_1}) / (\log \frac{1 - \lambda_2}{\lambda_2}). \end{aligned}$$

Thus, for any given λ_1 and λ_2 , we can have a temperature T that can transform the optimal solution for label smoothing λ_1 to λ_2 .

C Detailed Experimental Setup

In this section, we provide detailed experimental settings that help the readers to reproduce our results.

For the bilingual NMT setting, we train models from scratch and preprocess datasets following previous work. For En-De and De-En, We apply the same filtering process described in Zeng et al. (2021) and get about 37M parallel sentence pairs, which are tokenized with Moses² and segmented by byte pair encoding BPE (Sennrich et al., 2016)

²<http://www.statmt.org/moses/>

Utility \ Evaluation	BLEU	ChrF	Meteor	BEER	BLEURT
BLEU	29.0 / 27.1	56.8 / 54.6	38.8 / 37.0	60.7 / 59.4	72.0 / 68.8
ChrF	28.7 / 25.5	57.3 / 55.7	38.9 / 37.0	60.7 / 59.3	72.2 / 69.4
Meteor	28.6 / 25.4	56.9 / 54.8	39.0 / 37.6	60.6 / 59.1	72.0 / 69.1
BEER	29.0 / 26.5	57.0 / 55.3	38.8 / 37.2	60.9 / 59.9	72.0 / 69.5
BLEURT	28.7 / 23.9	56.9 / 53.4	38.7 / 35.4	60.6 / 57.9	75.0 / 74.5

Table 3: Results of different utility functions and evaluation metrics. We report the average score of scores in ten directions of WMT16. Each cell contains results of DC-MBR at the left and naive MBR at the right, split by a slash symbol.

	Dataset	Train	Valid	Test
Bilingual	WMT20 En-De	37M	1997	1418
	WMT20 De-En	37M	2000	785
	WMT16 En-RO	608K	1999	1999
Multilingual	WMT16 En-De	-	2169	2999
	WMT16 De-En	-	2169	2999
	WMT16 En-Cs	-	2656	2999
	WMT16 Cs-En	-	2656	2999
	WMT16 En-Ro	-	1999	1999
	WMT16 Ro-En	-	1999	1999
	WMT16 En-Ru	-	2818	2998
	WMT16 Ru-En	-	3003	2998
	WMT16 En-Fi	-	1500	3000
	WMT16 Fi-En	-	1500	3000

Table 4: Dataset statistics.

with 32000 merge operations. For En-Ro, we have 608k parallel sentences tokenized and segmented using the same tool as En-De and De-En.

For the multilingual NMT setting, we use the large version of the released mBART-50³. The benchmarks we used are the ten tasks of WMT16 supported by mBART-50. The dataset statistics of both bilingual and multilingual settings can be found in Table 4.

For the significance test, we first tokenize the generated sequence and reference with the tokenizer⁴, and then use the script provided by the Moses toolkit⁵. It is worth noting that the significance test is conducted with NIST (Doddington, 2002) and BLEU (Papineni et al., 2002) scores.

³<https://huggingface.co/facebook/mbart-large-50>

⁴<https://github.com/moses-smt/mosesdecoder/blob/master/scripts/tokenizer/tokenizer.perl>

⁵<https://github.com/moses-smt/mosesdecoder/blob/master/scripts/analysis/bootstrap-hypothesis-difference-significance.pl>

Models	Models	BS	MBR	Ours
$N = 10$	Transformer	29.1	28.9	28.9
	+ LS 0.1	31.1	25.1	30.9
	+ LS 0.2	31.4	19.7	31.2
	+ LS 0.3	31.5	12.5	30.9
$N = 50$	Transformer	29.1	29.4	29.1
	+ LS 0.1	31.1	27.7	31.2
	+ LS 0.2	31.4	22.5	31.5
	+ LS 0.3	31.5	15.8	31.3

(a) SacreBLEU scores on WMT16 En-Ro task.

Models	Models	BS	MBR	Ours
$N = 10$	Transformer	70.5	66.6	71.5
	+ LS 0.1	70.5	49.4	71.2
	+ LS 0.2	70.2	39.2	71.3
	+ LS 0.3	70.6	33.2	71.2
$N = 50$	Transformer	70.5	69.9	72.0
	+ LS 0.1	70.5	55.4	71.9
	+ LS 0.2	70.2	43.7	71.9
	+ LS 0.3	70.6	37.6	71.9

(b) BLEURT scores on WMT20 German-English Task.

D More Bilingual NMT Results

This section provides experiments on WMT16 En-Ro and WMT20 De-En under the bilingual NMT setting. The results are shown in Table 5a and Table 5b. We can see that the results are consistent with the conclusions in the main text, justifying the generalization of our method.

E Study of Utility Functions

In the main text, we report results with BLEURT as our utility function following Freitag et al. (2021). In this section, we provide results using two more metrics, i.e., sacreBLEU and ChrF, as our utility function. The experiments are conducted in the multilingual NMT setting. We also include BLEURT results for comparison.

Table 3 shows the results. We mark the best-

performed result of each evaluation metric as bold. As shown, the same utility function yields the best performance with the corresponding evaluation metric, which is consistent with findings of Freitag et al. (2021). Then, the performance of DC-MBR exceeds that of naive MBR over all utility functions and all evaluation metrics, with considerable margins. The above results prove the compatibility of DC-MBR.