

Abelian combinatorial gauge symmetry

Hongji Yu,¹ Garry Goldstein,² Dmitry Green,³ Andrei E. Ruckenstein,¹ and Claudio Chamon¹

¹*Physics Department, Boston University, Boston, MA, 02215, USA*

²*Physics Department, Boston University, Boston MA 02215, USA.*

³*AppliedTQC.com, ResearchPULSE LLC, New York, NY 10065, USA*

(Dated: December 9, 2022)

Combinatorial gauge symmetry is a novel principle that allows us to construct lattice gauge theories with two key and distinguishing properties: (a) the construction only requires one- and two-body interactions; and (b) the symmetry is *exact* rather than emergent in an effective or perturbative limit. Systems with these properties can feature topologically ordered ground states for a range of parameters. This paper presents a generalization of combinatorial gauge symmetry to *any* finite Abelian group. Apart from the general mathematical construction, we present a physical implementation in superconducting wire arrays, which offers a route to the experimental realization of lattice gauge theories with static Hamiltonians.

I. INTRODUCTION

Physical realizations of topological ordered [1] quantum spin liquids remains a significant challenge for both quantum materials and quantum information sciences. Experimental realizations of and control over such states would represent a major step forward in building stable quantum memories. Over the past decades, major theoretical advances have been made by formulating models within the framework of lattice gauge theories, of which the most notable is Kitaev's \mathbb{Z}_2 toric code [2]. Recently, \mathbb{Z}_2 quantum spin liquids have been realized by preparing quantum ground states and elementary excitations of quantum spin models as non-equilibrium states in quantum simulators [3, 4]. However, as these states are prepared dynamically, they do not possess the topological stability of the ground states of static Hamiltonians.

One challenge with physical realizations of quantum spin liquids in the static setting is that most theoretical models require multi-body (e.g., 4- or 6-spin) interactions. (A notable exception is Kitaev's honeycomb model [5].) While it is possible to design multi-spin interactions as effective couplings arising from physical, two-body interactions, these constructions: (a) tend to be either perturbative (they are only exact in a classical limit and break down in the presence of quantum dynamics) [6–15], or (b) require capabilities beyond those achievable in real materials or in programmable quantum devices [16–20].

Recently proposed constructions based on a novel “combinatorial gauge symmetry” (CGS) provide a promising path towards overcoming these obstacles [21, 22]. CGS is a framework for constructing gauge invariant Hamiltonians out of realistic one- and two-body interactions where the gauge symmetry is *exact and non-perturbative*. Within this approach one can explore a larger range of parameters and a number of possible physical implementations for which one hopes the topological phase displays a sufficiently large gap to become stable and observable. Earlier work on CGS has centered on special cases of small Abelian groups (\mathbb{Z}_2 and \mathbb{Z}_3). Here

we generalize the CGS framework to *all* Abelian groups and lattice connectivities.

From a mathematical point of view, central to the construction is a classification of two-body interactions that can be written as matrices M_{ij} that couple two quantum variables indexed by i and j (e.g., spins or Josephson phases). The allowed sets of interactions M must possess several properties in order to satisfy the requirements of a lattice gauge theory exactly. This paper is a systematic exposition of these general requirements.

As a high level preview, the gauge symmetry arises from automorphisms of the form $M = L^{-1}MR$ where the matrices L and R must be monomials in order to preserve the commutation relations of the underlying quantum variables. Further, because of the geometry of the lattice configuration, R will be required to be diagonal, but L will not. Effectively the problem of classifying the allowed M matrices will reduce to a study of how the group action relates to permutations.

The outline of the paper is as follows. First we introduce in Sec. II a simple example of a model with a combinatorial gauge symmetry corresponding to a \mathbb{Z}_2 gauge theory on the honeycomb lattice. We develop the general construction for any Abelian gauge group in in Sec. III. Next in Sec. IV we discuss refinements that can be used to tune parameter ranges to assist in realizing the appropriate ground state. Finally, we suggest in Sec. V a number of models that our construction can be applied to (including the exotic Haah code). We discuss other experimental implementations in superconducting wire arrays in Sec. VI.

II. A MOTIVATING EXAMPLE

In this section we will carefully consider a \mathbb{Z}_2 gauge theory on the hexagonal lattice with only two-body interactions. Before doing so, we need first carefully consider what kind of gauge symmetry is should possess. Consider an ordinary \mathbb{Z}_2 gauge theory, i.e. the classical toric code model, where the degrees of freedom are located on the

links of a honeycomb lattice. The Hamiltonian is

$$H = -\lambda_A \sum_s A_s$$

where the star operator A_s is the product of σ^z operators acting on the links adjacent to the vertex s . This Hamiltonian has gauge symmetries that are generated by plaquette operators in the full toric code model, that is, products of σ^x operators acting on the edges surrounding the hexagonal cells of the lattice. At the level of individual star terms in the Hamiltonian, these symmetries act by the transformation $\sigma^z \mapsto \sigma^x \sigma^z \sigma^x = -\sigma^z$ on each site that a plaquette operator touches. (See Fig. 1(a).) Since such a symmetry operation is always realized by multiplying the spin operator by a phase factor, we may denote its effect using a matrix acting on a vector of operators. For example, if we label the spins around a star by $(\sigma_1^z, \sigma_2^z, \sigma_3^z)^T$, then the action of the symmetry \mathcal{R}^1 that flips the first two spins is

$$\begin{pmatrix} \sigma_1^z \\ \sigma_2^z \\ \sigma_3^z \end{pmatrix} \mapsto \begin{pmatrix} -\sigma_1^z \\ -\sigma_2^z \\ \sigma_3^z \end{pmatrix} = R \begin{pmatrix} \sigma_1^z \\ \sigma_2^z \\ \sigma_3^z \end{pmatrix}$$

where

$$R = \begin{pmatrix} - & & \\ & - & \\ & & + \end{pmatrix}.$$

Now we will construct a Hamiltonian for a system that contains, in addition to the above gauge spins σ^z , some matter spins μ^z associated with each star term in the pure gauge theory, sitting at each site. We would like this Hamiltonian to (i) contain only two-body interactions and (ii) possess a \mathbb{Z}_2 gauge symmetry, which will act on the gauge spins as in the pure gauge theory and non-trivially on the matter spins. Condition (i) naturally leads to an interaction term of the form $-J \sum_{a,i} W_{ai} \mu_a^z \sigma_i^z$. In terms of vectors of operators $\mu^z = (\mu_a^z)^T$ and $\sigma^z = (\sigma_i^z)^T$, this interaction can be written compactly as $(\mu^z)^T W \sigma^z$. As for condition (ii), note that given our chosen form of the Hamiltonian, with the gauge symmetry acting on the σ_i 's as $\sigma^z \mapsto R \sigma^z$, the interaction is transformed into $(\mu^z)^T W R \sigma^z$, which is equivalent to transforming the coupling matrix W as $W \mapsto W R$. If there exists a matrix L that we can multiply on the left of W so that $(L^T)^{-1} W = W R$, or $L^T W R = W$, then we can prescribe that L be the action of the gauge symmetry on μ^z , so that the transform $(\sigma^z, \mu^z) \mapsto (R \sigma^z, L \mu^z)$ leaves the system invariant. Now we must remember that

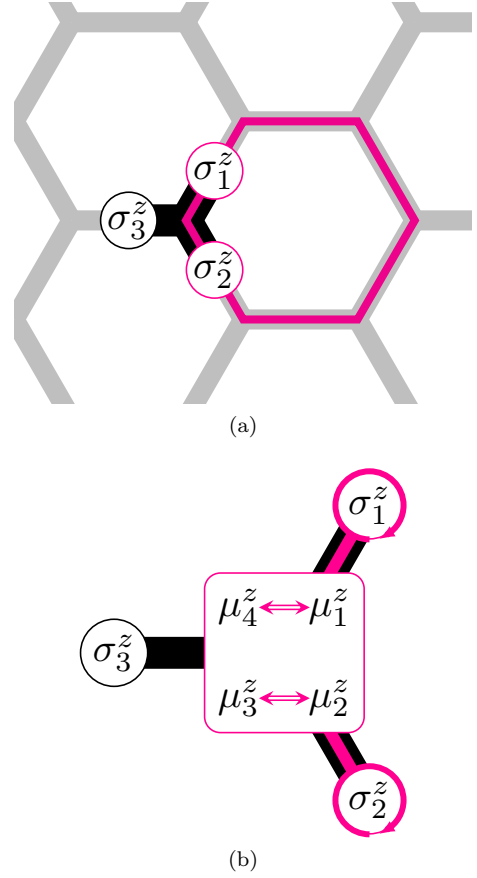


FIG. 1. An illustration of the \mathbb{Z}_2 gauge symmetry on a honeycomb lattice. (a) While the symmetries are generated by products of operators along closed loops, it suffices if each term in the Hamiltonian is invariant under spin flips in pairs. (b) In a combinatorial gauge symmetric Hamiltonian, gauge symmetry acts on gauge spins just as it does in a pure gauge theory, and also as a permutation on the matter spins.

the L and R matrices arise from gauge transformations, which ultimately come from conjugating spins operators by the symmetry. Thus the transform represented by L should preserve the commutation relations between the spin operators. To that end, we may require that L only permute the spins or flip μ^z 's. Concretely, the matrix L should be a monomial matrix with entries ± 1 .

In the honeycomb lattice example, we can construct an interaction that satisfies the above conditions with four matter spins. The coefficient matrix is

$$W = \begin{pmatrix} + & + & + \\ + & - & - \\ - & + & - \\ - & - & + \end{pmatrix}. \quad (1)$$

Gauge transformations acting on the gauge spins are generated by the following two matrices,

$$R^{12} = \begin{pmatrix} - & & \\ & - & \\ & & + \end{pmatrix}, \quad R^{23} = \begin{pmatrix} + & & \\ & - & \\ & & - \end{pmatrix}. \quad (2)$$

¹ In this paper we will use different styles of letters to distinguish the abstract gauge symmetry and the matrices that implement these symmetries by left multiplication on a vector of gauge or matter operators. Calligraphic letters will denote the former, and roman letters the latter.

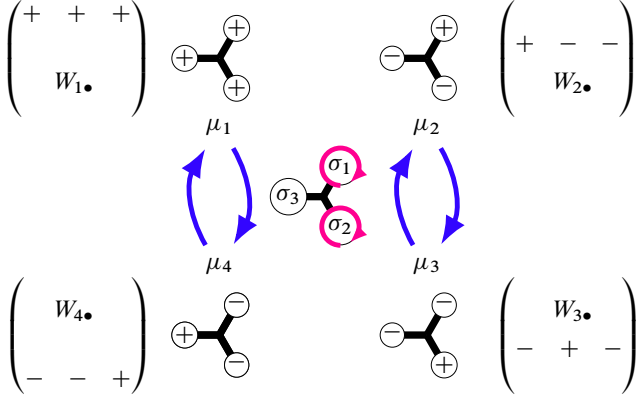


FIG. 2. An illustration of the effects of R^{12} and L^{12} . The magenta arrows represent the transformation $\sigma \mapsto R\sigma$ and the blue arrows are $\mu \mapsto L\mu$. Correspondingly in the coupling matrix, $W \mapsto WR$ flips the sign of the first and second columns of W , which turns $(+, +, +)$ into $(-, -, +)$ and vice versa, and similarly the two vectors $(-, +, -)$ and $(-, -, +)$. Then $W \mapsto L^T W$ swaps the first and the fourth rows of W , as well as the second and the third. Overall, the W matrix stays invariant.

The superscripts denote the sites where the spins are flipped. The corresponding L matrices that leave W invariant under $W \mapsto L^T W R$ are

$$L^{12} = \begin{pmatrix} 0 & 0 & 0 & 1 \\ 0 & 0 & 1 & 0 \\ 0 & 1 & 0 & 0 \\ 1 & 0 & 0 & 0 \end{pmatrix}, \quad L^{23} = \begin{pmatrix} 0 & 1 & 0 & 0 \\ 1 & 0 & 0 & 0 \\ 0 & 0 & 0 & 1 \\ 0 & 0 & 1 & 0 \end{pmatrix}, \quad (3)$$

here labeled by the same superscript as the R matrix it acts in conjunction with. (See Fig. 1(b) for an illustration of the effect of R^{12} and L^{12} .) Next let us take a closer look at the properties of these matrices.

It is no mere coincidence that W in (1) has the symmetry $L^T W R = W$. The rows of W are the triples of ± 1 that multiply to 1. Seen from another perspective, they are all the triples that can be obtained from $(+, +, +)$ by flipping the sign of two entries at a time. More formally, the rows of W form the orbit of $(+, +, +)$ under the action of the group of gauge symmetries. Orbits under a group action are in particular invariant subsets, which means that if we flip the sign of any two columns of W via $W \mapsto WR$, i.e. act on all elements of the invariant subset by a group element, the effect is the same as permuting the rows of W , i.e. the elements of the invariant subset. Therefore, for each R , there will always be a permutation matrix L that “undoes” its effect by permuting the rows back into their original position, so that $WR = (L^T)^{-1}W$ is satisfied. For example, with the pair of transformations R^{12} and L^{12} , we have

$$WR^{12} = \begin{pmatrix} + & + & + \\ + & - & - \\ - & + & - \\ - & - & + \end{pmatrix} \begin{pmatrix} - & & \\ & - & \\ & & + \end{pmatrix} = \begin{pmatrix} - & - & + \\ - & + & - \\ + & - & - \\ + & + & + \end{pmatrix},$$

and

$$L^{12}W = \begin{pmatrix} 0 & 0 & 0 & 1 \\ 0 & 0 & 1 & 0 \\ 0 & 1 & 0 & 0 \\ 1 & 0 & 0 & 0 \end{pmatrix} \begin{pmatrix} + & + & + \\ + & - & - \\ - & + & - \\ - & - & + \end{pmatrix} = \begin{pmatrix} - & - & + \\ - & + & - \\ + & - & - \\ + & + & + \end{pmatrix}$$

Exchanging the first row of W with the last and the second with the third has the same effect as multiplying W by $((L^{12})^T)^{-1} = L^{12}$ on the left.

Schematically, the full one- and two-body Hamiltonian for the combinatorial gauge theory is the following

$$H = -J \sum_s (\mu_s^z)^T W \sigma_s^z - \Gamma \sum_s \mu_s^x - \Gamma' \sum_s \sigma_s^x - h \sum_s \mu_s^z. \quad (4)$$

(Here the subscript s on each matter and gauge spin operator refers to the the star s associated with it. This leads to a redundancy of labels on the gauge spins, but results in no ambiguity.) The presence of the one-body terms do not break the combinatorial gauge symmetry, because the field on the matter spins is uniform, therefore is invariant under the permutations required by the gauge symmetry, and the transverse field on the gauge spins is clearly invariant. When $\Gamma \gg J$, the matter spins can be integrated out and result in an effective interaction that is exactly equal to the star term in the pure gauge theory, since that will be the lowest order term in perturbation theory that respects the gauge symmetry. The transverse field on the gauge spins will then perturbatively generate a plaquette term. The presence of the last term $h \sum_s \mu_s^z$ requires some explanation.

For this system to be equivalent to a \mathbb{Z}_2 gauge theory whose ground state is a spin-liquid state, in addition to the gauge symmetry, we would like ground state in absence of the σ^x term to be an eigenstate of the star operators $A_s = \prod_{i \in s} \sigma_{s,i}$ with eigenvalue 1, because this enforces a zero-flux condition that corresponds to the confined phase in the pure gauge theory.² However, in this system the $A_s = 1$ state must always be degenerate with the $A_s = -1$ state, because a global spin flip of both matter and gauge spins commutes with the Hamiltonian but anticommutes with A_s . In order to split this degeneracy, we could apply a field $h \sum_s \mu_s^z$ to the matter spins, with the sign of h chosen so that one of the two flux states is preferred. The ground state is spanned by the flux-0 state $\{\sigma, \mu\} = \{[+, +, +], [+ , -, -, -]\}$ and its gauge symmetry partners, along with the flux-1 state $\{[-, -, -], [-, +, +, +]\}$ and its symmetry partners. Since the former always have the same magnetization (L transformations are permutations, thus they preserve

² In Abelian gauge theories, the charges and fluxes are dual to each other, and can be labeled by the eigenvalue of the A operators, or equivalently elements of the gauge group. In this paper we will be using “flux”, and use the group element in the modular arithmetic representation for their values.

magnetization), we are able to distinguish the flux states by applying a uniform field.

In the above example we outlined how to construct a combinatorial gauge theory, yet pointed out further considerations we must take into account to ensure the ground state of the resulting Hamiltonian has topological order. In the following sections we will generalize these ideas.

III. COMBINATORIAL GAUGE SYMMETRY

Suppose we want to construct a gauge theory whose gauge group is a finite Abelian group G . The corresponding pure gauge theory should have a Hamiltonian of the form

$$H_{\text{pure}} = -\lambda_A \sum_s A_s. \quad (5)$$

For a term A_s in the Hamiltonian, let \mathcal{G}_s be the group of gauge transformations acting on A_s .³ We assume that A_s is a product of q operators $\sigma_1, \dots, \sigma_q$ that transform under gauge transformations as $\sigma_i \mapsto g_i \cdot \sigma_i$, where each g_i is an element of G . As in the earlier example, we can represent this action of \mathcal{G}_s by matrix multiplications on a vector of operators. For each symmetry \mathcal{R} , we get a diagonal matrix R ,

$$\begin{pmatrix} \sigma_1 \\ \vdots \\ \sigma_n \end{pmatrix} \xrightarrow{\mathcal{R}} \begin{pmatrix} g_1 \cdot \sigma_1 \\ \vdots \\ g_n \cdot \sigma_q \end{pmatrix} = R \begin{pmatrix} \sigma_1 \\ \vdots \\ \sigma_n \end{pmatrix}$$

where

$$R = \begin{pmatrix} g_1 & & \\ & \ddots & \\ & & g_q \end{pmatrix}.$$

From this, we can construct interactions with combinatorial gauge symmetry (CGS) in the form $\boldsymbol{\mu}^T W \boldsymbol{\sigma}$. We require the coupling matrix W to have entries that can also be acted on by G , and that the rows of W form an invariant set under the gauge part (represented by the R matrices) of the action of \mathcal{G}_s . The number of matter degrees of freedom μ is then determined by the number of elements in this invariant set. This means that multiplying W on the right by the matrices R has the same effect as permuting the rows, so we can “undo” this transformation by multiplying W on the left by a permutation matrix L^T . This gives us the invariance $L^T W R = W$, and consequently the invariance of $\boldsymbol{\mu}^T W \boldsymbol{\sigma}$ under the transformations $\boldsymbol{\mu} \mapsto L \boldsymbol{\mu}$ and $\boldsymbol{\sigma} \mapsto R \boldsymbol{\sigma}$. Since invariant sets

are unions of orbits, such coupling matrices W can be constructed by choosing one or more rows of initial entries, applying all R matrix representations of transformations in \mathcal{G}_s to obtain their orbits, and combining the results to form W . Since we need only be able to permute matter degrees of freedom to satisfy combinatorial gauge symmetry, in principle the $\boldsymbol{\mu}$'s in the Hamiltonian can be any local operator. The simplest choice would be two-level systems, where each μ is a Pauli z -operator, but as we will see later, other choices such as \mathbb{Z}_n clock variables, allow for reduction of the number of matter degrees of freedom, while remaining possible to implement experimentally.

When the gauge group G is a direct product $G_1 \times G_2$, we can construct a combinatorially gauge symmetric theory for each factor group, then take the tensor product of the result. The Hamiltonian will take the form

$$H = H_1 + H_2 = -J \sum_s (\boldsymbol{\mu}_{s,1}^T W_1 \boldsymbol{\sigma}_s + \boldsymbol{\mu}_{s,2}^T W_2 \boldsymbol{\sigma}_s),$$

where W_1 exhibits combinatorial gauge symmetry for the group G_1 but transforms trivially under the action of G_2 , and W_2 vice versa. Since all finite Abelian groups are either cyclic or direct products of cyclic groups, combinatorial gauge symmetries can all be reduced to the cyclic case.

Concretely, given the gauge group $G = \mathbb{Z}_k$, we can take σ 's to be $Z = \text{diag}(1, \zeta_k, \zeta_k^2, \dots, \zeta_k^{k-1})$ where $\zeta_k = e^{2\pi i/k}$. The gauge transformations are generated by products of

$$X = \left(\begin{array}{c|ccc} & 1 & & \\ & & 1 & \\ & & & \ddots \\ & & & & 1 \\ \hline 1 & & & & \end{array} \right)$$

along a loop. Since $XZX^\dagger = \zeta_k Z$, the gauge group acts on the Z operators as multiplication by a phase ζ_k , so the group of gauge transformations \mathcal{G} is represented by diagonal R matrices whose entries are k -th roots of unity that multiply to 1. The coupling matrix W can be generated from an initial row of q elements, $(1, 1, \dots, 1)$, thus the entries of W will also be k -th roots of unity. In fact, the rows of W will precisely be the q -tuples of k -th roots of unity that multiply to 1. The matter degrees of freedom can be spin- $\frac{1}{2}$ variables. For example, on a honeycomb lattice, to emulate a star term with \mathbb{Z}_5 gauge symmetry, we could start with $(1, 1, 1)$ as the initial row of W . The remaining rows can be obtained by the action of the group generated by $R^{12} = \text{diag}(\zeta_5, \zeta_5^{-1}, 1)$ and $R^{23} = \text{diag}(1, \zeta_5, \zeta_5^{-1})$, acting on W by right multiplication, generating a 25-element orbit. (See Appendix A for the full form of this matrix.) In the following discussion we will denote such a combinatorially symmetric coupling matrix by $W^{k,q}[r_1, \dots, r_n]$, where r_1, \dots, r_n are representatives of distinct orbits forming the set of its rows, so the \mathbb{Z}_5 example above is $W^{5,3}[(1, 1, 1)]$. (When

³ Note that we make a distinction between the *gauge group* G and the *group of gauge transformations* \mathcal{G}_s . The former acts on individual gauge degrees of freedom. The latter acts on terms in the Hamiltonian.

context makes it clear, we may also omit some or all of the arguments of W .)

Now we can attempt a classification of combinatorial gauge symmetries. As just argued, we need only consider theories with cyclic gauge groups, which are determined by the order of the group k . We have also seen that the lattice determines the way gauge symmetries act on each term in the Hamiltonian. More specifically, we are studying the cases where the gauge transformations acting on gauge degrees of freedoms are generated by the matrices $R^{i,i+1} = \text{diag}\{1, \dots, g, g^{-1}, \dots, 1\}$, where g is a generator of the gauge group, the index i runs from 1 to $q-1$, and q is the coordination number of the lattice. More generally q need not be uniform on all sites, in which case we can emulate each term of the Hamiltonian separately, since each matter degree of freedom is only associated with one term. Moreover, q need not be the literal coordination number of the lattice, either. For example, as we shall see below in Sec. V, in the case of Haah's code, each cubic operator acts on 8 spins, and the group of gauge transformations is still generated by operations that flip pairs of spins, so we can classify its gauge symmetry using the indices $k=2, q=8$.

IV. COMBINATORIALLY GAUGE SYMMETRIC HAMILTONIANS AND THEIR GROUND STATES

So far the combinatorial gauge symmetry construction guarantees that any model we generate has an exact gauge symmetry, but this does not mean that the ground state of our two-body model also corresponds to the ground state of the gauge theory we are trying to emulate, as seen from the case of a \mathbb{Z}_2 gauge theory on a honeycomb lattice. The ground state of (5) is an equal superposition of states where $A_s = 1$ for all s , or equivalently, the zero-flux states. Thus we would like the CGS Hamiltonian that emulates it to have the same property, namely that ground state manifold consists of states with these zero-flux configurations in the gauge degrees of freedom.

The general one- and two-body CGS Hamiltonian takes a form similar to (4),

$$H = -J \sum_s (\mu_s^Z)^T W \sigma_s^Z - \Gamma \sum_s \mu_s^X - \Gamma' \sum_s \sigma_s^X - h \sum_s \mu_s^Z. \quad (6)$$

The vectors $\sigma_s^Z = (\sigma_{s,1}^Z, \dots, \sigma_{s,q}^Z)$ and so on shorthands for the relevant gauge and matter variables associated with the site s , now represented by clock-variables satisfying the relation $\sigma^X \sigma^Z = e^{2\pi i/k} \sigma^Z \sigma^X$, so that the gauge transformations on the gauge degrees of freedom are generated by products of σ^X operators. The transverse fields serve the same functions as they do in (4), and as we shall see in Sec. IV A, the last term serves to split degeneracies caused by spurious symmetries. It is easy to see that the one body terms here also preserve the combinatorial gauge symmetry.

In examples to follow, we will examine a few typical CGS Hamiltonians, and the ways in which they need to be modified to obtain the desired ground state, as well as cases where we can reduce the number of matter degrees of freedom. The basic requirement is that the CGS model should have a ground state that corresponds to the ground state of the pure gauge theory, which satisfies $A_s = 1$, i.e. has flux zero, everywhere. Since the properties of the ground state that are relevant for emulating a pure gauge theory can be determined by analyzing the two-body CGS term alone, we will focus on it exclusively in these discussions. In this case, the star operator $A_s = \prod_{i \in s} \sigma_{s,i}^Z$ of the pure gauge theory commutes with the Hamiltonian, so it makes sense to label the eigenstates with the eigenvalue of A_s or the flux.

A. $k=2, q=3$

We have already analyzed the $k=2, q=3$ case, i.e. a \mathbb{Z}_2 gauge theory on a honeycomb lattice. The rows of the CGS coupling matrix is the orbit of the vector $(+, +, +)$ under the action of the gauge symmetries. We have seen that there is an additional global \mathbb{Z}_2 symmetry that turns a flux 0 state ($A=1$) to a flux 1 state ($A=-1$), which means that each flux state will always be degenerate to another state with the opposite flux. Fortunately, different flux states can also be distinguished by the total magnetization of the matter spins. Thus a uniform field applied to the matter spins, $h \sum_{s,a} \mu_{s,a}^z$, can lower the energy of the desired ground state.

Both the spurious global \mathbb{Z}_2 symmetry and the remedy of applying a uniform field on matter spins are easily generalizable to all cases where $k=2$ and q is an odd number. In these cases, a global spin flip changes the sign of the star operator A , so such a transformation cannot arise from a gauge symmetry, but is a symmetry of the CGS Hamiltonian, realized by multiplying the W on both sides by $-I$. However, degenerate states related by a global spin flip will always have non-zero and opposite magnetization in the matter spins. To see this, we need only find the ground state that has $\sigma = (+, +, +)$, since the other flux-0 ground states will be its gauge symmetry partners and have the same μ -magnetization. Now $-J \mu^T W \sigma$ can be minimized by choosing the sign of μ_a^z according to the sign of $\sum_i W_{ai} \sigma_i^z$, or the a -th entry of $W \sigma$. As long as the number of positive and negative entries of $W \sigma$ are not equal, the μ -magnetization of the flux-0 ground state will be non-zero, and opposite to that of the degenerate flux-1 ground state. An easy combinatorial argument (See Appendix B) shows that the μ -magnetization is never zero. Therefore, a uniform field applied on the matter spins will lift the degeneracy and gives us the desired ground state.

B. $k = 2, q = 4$

Next we will construct a \mathbb{Z}_2 gauge theory on a square lattice, i.e. the toric code. Using the initial row $(1, 1, 1, 1)$, we will get,

$$W^{2,4}[(+1, +1, +1, +1)] = \begin{pmatrix} + & + & + & + \\ - & - & - & - \\ - & - & + & + \\ + & + & - & - \\ - & + & - & + \\ + & - & + & - \\ - & + & + & - \\ + & - & - & + \end{pmatrix}. \quad (7)$$

Recall that a 4×4 Hadamard matrix

$$W' = \begin{pmatrix} - & + & + & + \\ + & - & + & + \\ + & + & - & + \\ + & + & + & - \end{pmatrix} \quad (8)$$

was used to successfully emulate the toric code [21]. Both matrices possess combinatorial gauge symmetries corresponding to a \mathbb{Z}_2 gauge theory on a square lattice, but (7) has twice as many rows as (8), and each row of (7) multiplies to 1 while each row of (8) multiply to -1 .

Simply diagonalizing each Hamiltonian will show us that the CGS Hamiltonian with (7) has flux-1 states as its ground state, while (8) has flux-0 in its ground state. Note that the latter contains half of the rows of $W^{2,4}[(1, 1, 1, 1)]$, generated by the initial row $(-1, 1, 1, 1)$ instead of $(1, 1, 1, 1)$. We will investigate the effect of the choice of initial rows in further examples.

That the rows of W' form an incomplete orbit under gauge transformations might suggest that W' cannot have a combinatorial gauge symmetry. Indeed, multiplying W' on the right by $R = \text{diag}\{-, -, +, +\}$ we get

$$W'R = \begin{pmatrix} + & - & + & + \\ - & + & + & + \\ - & - & - & + \\ - & - & + & - \end{pmatrix}$$

which not only permutes the rows of W' but also flips the signs of two of them. However, if we relax the restriction that the L matrices be permutations, but also allow for -1 instead of 1 among its entries, i.e. by letting L be monomial matrices, we can recover the combinatorial gauge symmetry. Physically, this corresponds to not only permuting, but also flipping the matter spins. What makes this manipulation possible is that while W' does not include every element of the orbit under the action of the gauge transformations, it does include all such entries up to overall signs, so that the action of an R matrix permutes the rows of W' up to signs, which can be compensated for by the signs of the entries in the L matrix.

Approached from the other direction, since W contains pairs of rows that differ by an overall sign, we can choose

either one of each pair to construct a reduced coupling matrix,

$$W_{\text{red}}^{2,4}[(1, 1, 1, 1)] = \begin{pmatrix} + & + & + & + \\ - & - & + & + \\ - & + & - & + \\ - & + & + & - \end{pmatrix}.$$

Now if we apply the $R^{12} = \text{diag}\{-, -, +, +\}$, we get

$$W_{\text{red}}R^{12} = \begin{pmatrix} - & - & + & + \\ + & + & + & + \\ + & - & - & + \\ + & - & + & - \end{pmatrix}.$$

The first two rows are the first two rows of W_{red} swapped, and the last two rows are swapped with an overall sign flip, so the corresponding L transformation should be

$$L_{\text{red}}^{12} = \begin{pmatrix} & 1 & & \\ 1 & & & \\ & & -1 & \\ & -1 & & \end{pmatrix}.$$

Under the same gauge transformation, the original W matrix becomes

$$WR^{12} = \begin{pmatrix} - & - & + & + \\ + & + & - & - \\ + & + & + & + \\ - & - & - & - \\ + & - & - & + \\ - & + & + & - \\ + & - & + & - \\ - & + & - & + \end{pmatrix},$$

so the corresponding L matrix is

$$L^{12} = \begin{pmatrix} & 1 & 0 & & & \\ & 0 & 1 & & & \\ 1 & 0 & & & & \\ 0 & 1 & & & & \\ & & & 0 & 1 & \\ & & & 1 & 0 & \\ & & 0 & 1 & & \\ & & 1 & 0 & & \end{pmatrix}.$$

Comparing the two L matrices, we see that L_{red}^{12} can be obtained from L^{12} by substituting the blocks of 2×2 identity matrices with 1, and replacing the blocks of Pauli- x matrices by -1 .

Observe that this reduction arises from the fact that the rows of $W^{2,4}$ can be grouped into sets that are related by a uniform gauge transformation. When that happens, the L matrices will take on a block form, where each block is a permutation representation of a subgroup of the gauge group.

More generally, this reduction of W matrices is possible whenever $\text{gcd}(k, q) \neq 1$. Given a generator g of \mathbb{Z}_k , a gauge transform acts by an R matrix of

the form $\text{diag}\{g^{\alpha_1}, g^{\alpha_2}, \dots, g^{\alpha_q}\}$, under the constraint $g^{\alpha_1} g^{\alpha_2} \dots g^{\alpha_r} = 1$, or $\sum_r^q \alpha_r \equiv 0 \pmod{k}$. If this R transformation acts on all gauge spins identically, i.e. $\alpha_1 = \alpha_2 = \dots = \alpha_q \equiv \alpha$ then it can be compensated by a uniform L transformation. This can happen if $q\alpha \equiv 0 \pmod{k}$. When k and q share a common factor, this condition can be satisfied for nonzero values of α , which means that $R = \text{diag}\{g^\alpha, g^\alpha, \dots, g^\alpha\}$ is a non-trivial uniform gauge transformation. These transformations will form a subgroup of the gauge group of order $k/\text{gcd}(k, q)$. Thus the number of rows of the W matrix or the number of matter degrees of freedom can be reduced by a factor of $l = k/\text{gcd}(k, q)$, if we take them to be l clock variables.

C. $k = 5, q = 3$

We have already seen with the two \mathbb{Z}_2 CGS examples that the ground state of a CGS Hamiltonian need not be the ground state of the corresponding pure gauge theory, but by modifying the coupling matrix we were able to get one that does have the correct ground state. Here we will use a \mathbb{Z}_5 gauge theory to demonstrate some general strategies for doing this.

Consider a \mathbb{Z}_5 CGS model on a honeycomb lattice with the coupling matrix $W^{5,3}[r]$. Since the CGS term in the Hamiltonian is diagonal in the μ and σ basis, we can determine the lowest energy state in each flux sector by first fixing a set of values of the σ operators that satisfy the flux constraint, then computing the signs of the μ operators that minimize the energy. In the absence of spurious degeneracies, all other degenerate states are the combinatorial gauge symmetry partners of this state. Thus we obtain an energy proportional to $-\sum_a |2 \text{Re}(\sum_i W_{ai} \sigma_i)|$, determined ultimately by the flux $\prod_i \sigma_i$, and initial coupling values r that generate W .

Now we can see how specific choices of r affects the spectrum. When $r = (1, 1, 1)$, the resulting Hamiltonian has a degeneracy in the ground state between the flux-0 and flux-1 states. Choosing $r = (-1, 1, 1)$, which gives us a W whose first column has the opposite sign as the previous one, makes the ground state a flux-0 state. A less obvious choice is $r = (0.5, 1, 1)$. This also makes a flux-0 state the ground state, but shuffles energy levels of the other flux sectors. From this we may conclude that, while there is no restriction on the initial row of the W matrix and we may wish to make the most symmetric choice of all 1's, adjusting the ratios between the columns of W has the effect of adjusting the spectrum, and alternative choices may be beneficial. In other words, even though the gauge symmetry in a CGS model is an exact and non-perturbative symmetry, there remains a large parameter space for us to explore and exploit.

D. $k = 3, q = 3$

Finally we use the case of a \mathbb{Z}_3 CGS theory on a honeycomb lattice as an example that encompasses all the principles discussed above. This CGS theory was studied by Yang *et al.* [22], so here we will analyze it in the context of the general method of building a CGS model as well as techniques for reducing the number of matter degrees of freedom and adjusting the spectrum.

Starting from an initial row $(1, 1, 1)$, we can construct a W matrix

$$W = \begin{pmatrix} 1 & 1 & 1 \\ \omega & \omega & \omega \\ \bar{\omega} & \bar{\omega} & \bar{\omega} \\ 1 & \omega & \bar{\omega} \\ \omega & \bar{\omega} & 1 \\ \bar{\omega} & 1 & \omega \\ 1 & \bar{\omega} & \omega \\ \omega & 1 & \bar{\omega} \\ \bar{\omega} & \omega & 1 \end{pmatrix}$$

where $\omega = e^{2\pi i/3}$ is a generator of \mathbb{Z}_3 . Note that the rows can be partitioned into three sets, and within each set the rows differ by an overall phase factor. Thus we pick one representative from each set to form

$$W' = \begin{pmatrix} 1 & 1 & 1 \\ 1 & \omega & \bar{\omega} \\ 1 & \bar{\omega} & \omega \end{pmatrix}$$

and take the matter degrees of freedom to be \mathbb{Z}_3 clock variables.

However the ground state of this CGS Hamiltonian are not the \mathbb{Z}_3 flux 0 state, but the flux 1 and flux 2 states. To fix this issue, we can adjust the initial row of the W matrix, for example to $(-1, 1, 1)$ as described in the previous example. Additionally, the appendix of [22] presents an alternative. There we have a W matrix that combines two orbits under the gauge transformations,

$$W = \begin{pmatrix} 1 & 1 & \omega \\ 1 & \omega & 1 \\ 1 & \bar{\omega} & \bar{\omega} \\ 1 & 1 & \bar{\omega} \\ 1 & \bar{\omega} & \omega \\ 1 & \omega & \bar{\omega} \end{pmatrix}. \quad (9)$$

In Sec. III we noted that as long as the rows of W forms an invariant set under the action of the gauge transformations, it possesses a combinatorial gauge symmetry. The simplest invariant subsets are the orbits of a single row, but we could also have combined multiple distinct orbits. This is not obviously advantageous, because the size of such a W matrix is not minimal. However, the above W for the \mathbb{Z}_3 CGS turns out to have the correct flux state as the ground state, while the simple W matrix formed out of the orbit of $(1, 1, 1)$ does not. Thus we have another method of adjusting the spectrum of CGS Hamiltonians.

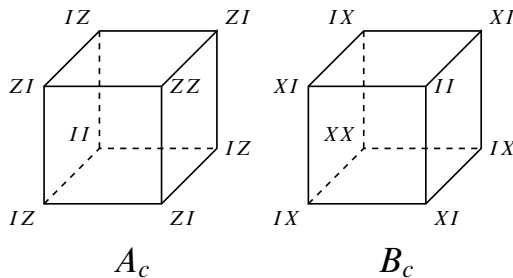


FIG. 3. Illustration of the two types of operators in the Hamiltonian of the Haah's code.

V. APPLICATIONS

Our interest in combinatorial gauge symmetry stems from interest in quantum spin liquids that exhibit topological order. These models often possess gauge symmetries. For example, the \mathbb{Z}_2 toric code [2], and certain fractonic models such as the X-cube model [23, 24] and Haah's code [25], all have forms of \mathbb{Z}_2 gauge symmetry. The construction of the toric code and the X-cube model as a CGS model was proposed by Chamon *et al.* [21], and the realization of a \mathbb{Z}_3 version was proposed Yang *et al.* [22]. More generally, stabilizer codes with local stabilizers can be emulated using CGS, where the generators of the code are expressed as a CGS interaction term with gauge symmetries given by the stabilizer group. This encompasses the models noted above, as well as other models such as color codes [26] (see Appendix A for such a CGS construction). As the stabilizer code formalism generalizes easily to the case of \mathbb{Z}_n variables, the CGS construction extends to those models as well.

To illustrate the power of the CGS construction, let's construct a model with the symmetry of Haah's code. Recall that Haah's code is defined on three-dimensional cubic lattice, where there are two spins on each site. The Hamiltonian is the sum of two types of generators of a stabilizer code, each supported on each cubic cell of the lattice,

$$H_{\text{HC}} = - \sum_c A_c - \sum_c B_c .$$

Each operator A_c and B_c is a product of σ^z 's and σ^x 's, respectively, acting on a subset of the eight spins on the cubic cell, as illustrated in Fig. 3. Reformulated as a gauge theory, we may treat the A 's as charge operators and the B 's as generators of the gauge symmetry. Thus to construct a CGS model with the same type of symmetry, we need to compute the group of local gauge transformations on an A -type operator generated by conjugating it by B -type operators. This amounts to finding the sites acted on by a A -type operator where a B -operator supported on a neighboring cube can also act. Despite the complex arrangement of sites, the local group of gauge symmetries is very simple, \mathbb{Z}_2^7 . (See Appendix C for the proof of this fact.) This means that we could emulate an

A -type operator by a CGS model of the $(2, 8)$ -type.

This may come as a surprise, because the Haah's code is known to have fracton excitations created by operators arranged in a fractal-like pattern, whereas the coordination number description seems too simple to encompass such a complexity. This apparent gap arises because types of local gauge symmetry used to classify CGS models is a local and algebraic feature, and we are only concerned with the properties of the individual terms in the Hamiltonian when we emulate each one of them. On the other hand, the subsystem symmetries or fractal symmetries that engender fractonic excitations supported on complex geometries rely on the specific ways that operators interact with each other globally. From a constructive perspective, we could build the Haah's code in two steps. First we use a CGS model to construct \mathbb{Z}_2 gauge operators with coordination number 8. At this stage, we are only concerned with the algebraic aspect of the gauge symmetry. Next we connect these operators into a lattice such that the degrees of freedom that the operators act on are identified according to their positions in the cubic lattice and the arrangement of the operators in each cube. In this step, we introduce the geometric structure of the model.

VI. IMPLEMENTATIONS

The key feature of models constructed using combinatorial gauge symmetry is that the Hamiltonian contains at most two-body interactions. In principle this makes experimental realizations of these models more practical. However, some conditions must be met for an implementation to be possible. First, the platform must support Ising interactions with possibly arbitrary signs and magnitudes. Second, since every matter degree of freedom interacts with every gauge degree of freedom within each term of the Hamiltonian, and the number of such matter spins depends exponentially on the coordination number, the system needs to have high enough connectivity.

With these requirements in mind, specific proposals have been made for realizing a \mathbb{Z}_2 CGS model on a square lattice with a superconducting circuit [27], and a classical \mathbb{Z}_2 spin liquid with the same combinatorial gauge symmetry was built and observed [28]. These implementations lead to generalizations that may apply to \mathbb{Z}_2 CGS models in general. Following the approach in [27], superconducting wires can be arranged into an array of "waffles", or grids of intersecting wires, as illustrated in Fig. 4(a). Inside each waffle, the horizontal wires carry the gauge spins and extend between waffles, while the vertical wires represent the matter spins. The two types of wires meet at junctions within each waffle. Generally, such wire arrays are described by the Hamiltonian (see also [22])

$$H = H_J + H_C ,$$

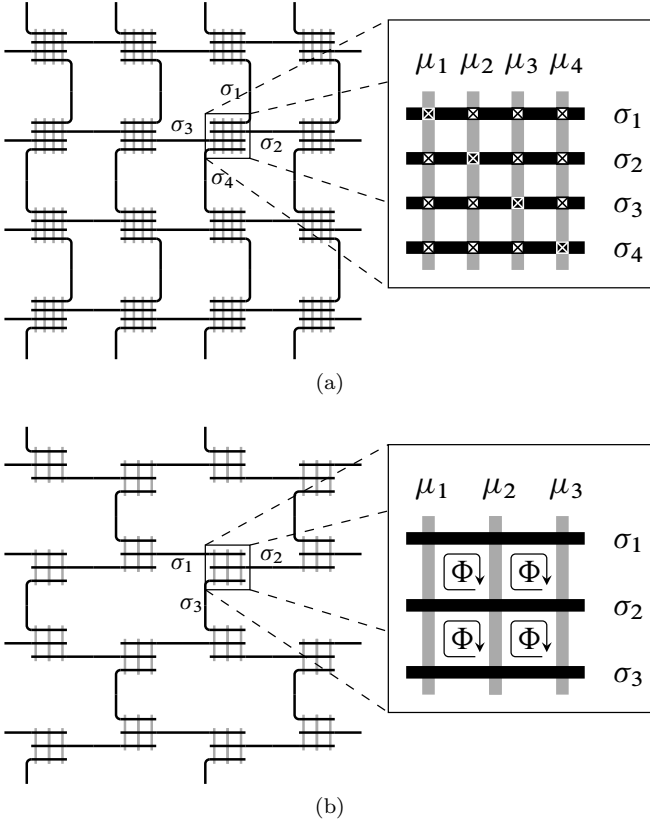


FIG. 4. Superconducting wire arrays that implement combinatorial gauge symmetries for (a) a \mathbb{Z}_2 gauge theory on a square lattice [27] and (b) a \mathbb{Z}_3 gauge theory on a honeycomb lattice [22]. (a) The array is a grid of “waffles” in which horizontal wires extending across neighboring waffles (in black) represent the gauge degrees of freedom, and the vertical wires (in gray) are the matter degrees of freedom. Within each waffle, the wires are coupled by Josephson junctions with no phase shift that corresponding to +1 in the coupling matrix (black cross on white square) and junctions with a π phase shift that correspond to a -1 in the coupling matrix (white cross on black square). (b) In the \mathbb{Z}_3 case, the grid of waffles is constructed by the same principle, but within each waffle, the wires are coupled via Josephson junctions, and the phase shift required by the CGS Hamiltonian is realized by a uniform magnetic field that generates a flux of $\Phi = (n + \frac{1}{3})\Phi_0$ within each “dimple” of the waffle, where $\Phi_0 = h/2e$ is the flux quantum.

with the Josephson coupling

$$H_J = -E_J \sum_s \left[\sum_{a,i \in s} W_{ai} e^{i(\theta_i - \phi_a)} + \text{h.c.} \right]$$

and a quadratic capacitance term H_C that depends on the conjugate charges to the phase variables θ_i, ϕ_a . When the coupling coefficients W_{ai} are those of a CGS model, the Josephson energy possesses a combinatorial gauge symmetry, where the action of gauge groups corresponds to shifts in the superconducting phases. (One can easily ensure that H_C does not break the symmetry by requir-

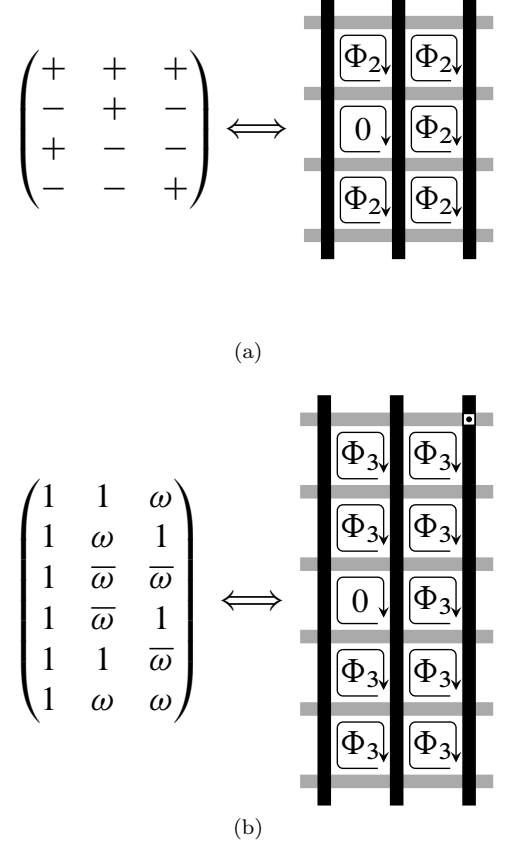


FIG. 5. Flux-based superconducting wire array realizations of (a) the \mathbb{Z}_2 CGS theory on a honeycomb lattice, with a uniform flux $\Phi_2 = \frac{1}{2}\Phi_0$ except for one plaquette, and (b) the \mathbb{Z}_2 CGS theory whose coupling matrix consists of two reduced orbits, with a uniform flux $\Phi_3 = \frac{1}{3}\Phi_0$ except for one plaquette and one junction (represented by a dotted box) that has a $\frac{2\pi}{3}$ phase shift across it.

ing permutation invariance of the capacitance matrix.) In the regime where H_J is dominant, the phase variables effectively become \mathbb{Z}_k variables, where the minima of the Josephson energy correspond to the minima of the CGS model.

To get the phase factors W_{ai} in the Josephson Hamiltonian, two strategies are available. The junctions can be built as Josephson junctions or π -Josephson junctions [29–32], representing $+1$ and -1 entries in the W matrices. An alternative approach in controlling the couplings was given in [22], shown in Fig. 4(b), where the W matrix can be realized by threading a uniform flux of $\frac{1}{3}$ flux quantum in every elementary plaquette of the waffle. The latter strategy can in fact be applied to other CGS Hamiltonians. Generically, in a waffle of superconducting wires, if the phase shift across first row and first column of Josephson junctions is fixed, then the phase shift across the other junctions can be determined from the flux threaded through each plaquette formed by the

segments of wires between the junctions, and vice versa. In the presence of an external magnetic flux Φ through the circuit bounded by the wires θ_1 , θ_i , ϕ_1 , and ϕ_a , the Josephson energy between the wires θ_i and ϕ_a shifts,

$$-E_J \cos(\theta_i - \phi_a) \mapsto -E_J \cos\left(\theta_i - \phi_a + 2\pi \frac{\Phi}{\Phi_0}\right).$$

This corresponds to a coupling matrix element $W_{ai} = \exp(2\pi i \Phi / \Phi_0)$. For example, the \mathbb{Z}_2 honeycomb CGS coupling matrix (1) corresponds to the following flux configuration.

$$\Phi = \frac{1}{2}\Phi_0 \begin{array}{|c|c|} \hline 1 & 0 \\ \hline 0 & 1 \\ \hline 1 & 0 \\ \hline \end{array},$$

where $\Phi_0 = h/2e$ is the flux quantum. A natural question to ask is whether CGS Hamiltonian can be implemented by more practical flux configurations. In fact, we do have some freedom in this flux-based tuning of couplings, since the matter degrees of freedom are equivalent to each other and can be permuted, which means that a coupling matrix with the rows reordered will have the same combinatorial gauge symmetry and spectrum, but can potentially be realized by a different flux configuration. Indeed, if we permute the second and third rows of (1), the resulting coupling matrix corresponds to the following flux arrangement (as illustrated in 5(a)),

$$\Phi' = \frac{1}{2}\Phi_0 \begin{array}{|c|c|} \hline 1 & 1 \\ \hline 1 & 0 \\ \hline 1 & 1 \\ \hline \end{array}.$$

Similarly, while the waffle corresponding to (9) is threaded by $\frac{1}{3}\Phi_0$ and $\frac{2}{3}\Phi_0$ fluxes, switching the fourth and fifth rows allows us to implement it as (see also 5(a))

$$\Phi = \frac{1}{3}\Phi_0 \begin{array}{|c|c|} \hline 1 & 1 \\ \hline 1 & 1 \\ \hline 0 & 1 \\ \hline 1 & 1 \\ \hline 1 & 1 \\ \hline \end{array}.$$

VII. SUMMARY AND OUTLOOK

We have presented a general method for constructing a class of one- and two-body-interaction Hamiltonians with an *exact* gauge symmetry for *any* given Abelian group. The work systematically extends earlier (\mathbb{Z}_2 and \mathbb{Z}_3) examples of combinatorial gauge symmetry. We illustrated the principles and the construction for a variety groups and lattice geometries.

The core physical concept was to build a lattice with matter and gauge degrees of freedom, which can be implemented as spins or superconducting wires. The core

mathematical concept was to classify the allowed interactions between the matter and gauge degrees of freedom. This problem reduced to ensuring consistency between the interaction matrix and action of the gauge group on the underlying quantum variables.

The Hamiltonians with the exact gauge symmetry should display gapped topological phases for a wide range of parameters. We are hopeful that the construction presented in this paper is sufficiently general that one or more of these examples can lead to realizations of topologically ordered quantum spin liquids in engineered or programmable quantum devices. At the very least, the mathematical construction here may offer a direction for further theoretical explorations.

ACKNOWLEDGMENTS

The work of H.Y., G.G., and C.C. is supported by the DOE Grant DE-FG02-06ER46316 (work on designing topological phases of matter and foundations of combinatorial gauge theory) and by the NSF Grant DMR-1906325 (work on interfaced topological states in superconducting wires). G.G. and A.E.R. were also partially supported by NSF Grant OMA-1937025 (QLCI-CG) and a Grant from the Mass Tech Collaborative Innovation Institute.

Appendix A: Further examples of CGS coupling matrices

Here we show two further examples of CGS coupling matrices.

For a \mathbb{Z}_5 gauge theory on a honeycomb lattice, we can construct the following coupling matrix with the initial

row $(1, 1, 1)$,

$$W^{5,3}[(1, 1, 1)] = \begin{pmatrix} 1 & 1 & 1 \\ 1 & \zeta & \zeta^4 \\ 1 & \zeta^2 & \zeta^3 \\ 1 & \zeta^3 & \zeta^2 \\ 1 & \zeta^4 & \zeta \\ \zeta & \zeta^4 & 1 \\ \zeta & 1 & \zeta^4 \\ \zeta & \zeta & \zeta^3 \\ \zeta & \zeta^2 & \zeta^2 \\ \zeta & \zeta^3 & \zeta \\ \zeta^2 & \zeta^3 & 1 \\ \zeta^2 & \zeta^4 & \zeta^4 \\ \zeta^2 & 1 & \zeta^3 \\ \zeta^2 & \zeta & \zeta^2 \\ \zeta^2 & \zeta^2 & \zeta \\ \zeta^3 & \zeta^2 & 1 \\ \zeta^3 & \zeta^3 & \zeta^4 \\ \zeta^3 & \zeta^4 & \zeta^3 \\ \zeta^3 & 1 & \zeta^2 \\ \zeta^3 & \zeta & \zeta \\ \zeta^4 & \zeta & 1 \\ \zeta^4 & \zeta^2 & \zeta^4 \\ \zeta^4 & \zeta^3 & \zeta^3 \\ \zeta^4 & \zeta^4 & \zeta^2 \\ \zeta^4 & 1 & \zeta \end{pmatrix}.$$

Here $\zeta = e^{2\pi i/5}$ is one of the fifth roots of unity. The group of gauge transformations are generated by

$$R^{12} = \text{diag}\{\zeta, \zeta^4, 1\}, \\ R^{23} = \text{diag}\{1, \zeta, \zeta^4\},$$

and their corresponding L matrices,

$$L^{12} = \text{perm}\{(1, 6, 11, 16, 21)(2, 7, 12, 17, 22) \\ (3, 8, 13, 18, 23)(4, 9, 14, 19, 24), (5, 10, 15, 20, 25)\}$$

and

$$L^{12} = \text{perm}\{(1, 2, 3, 4, 5)(6, 7, 8, 9, 10) \\ (11, 12, 13, 14, 15)(16, 17, 18, 19, 20)(21, 22, 23, 24, 25)\}$$

where $\text{perm}\{\sigma\}$ denotes the permutation matrix corresponding to the permutation σ .

For a \mathbb{Z}_2 gauge theory on a triangular lattice, using the initial row $(1, 1, 1, 1, 1, 1)$ we can construct a $2^{6-1} \times 6 = 32 \times 6$ CGS coupling. However, since $\text{gcd}(2, 6) = 2$, we can reduce the number of rows of this matrix by a factor

of 2, to the following 16×6 matrix,

$$W_{\text{red}}^{2,6}[(1, 1, 1, 1, 1, 1)] = \begin{pmatrix} + & + & + & + & + & + \\ + & + & + & + & - & - \\ + & + & + & - & - & + \\ + & + & + & - & + & - \\ + & + & - & - & + & + \\ + & + & - & - & - & - \\ + & + & - & + & - & + \\ + & + & - & + & + & - \\ + & - & - & + & + & + \\ + & - & - & + & - & - \\ + & - & - & - & - & + \\ + & - & - & - & + & - \\ + & - & + & - & + & + \\ + & - & + & - & - & - \\ + & - & + & + & - & + \\ + & - & + & + & + & - \end{pmatrix}.$$

The generators of the gauge transformation can be taken to be

$$R^{12} = \text{diag}\{-, -, +, +, +, +\}, \\ R^{23} = \text{diag}\{+, -, -, +, +, +\}, \\ R^{34} = \text{diag}\{+, +, -, -, +, +\}, \\ R^{45} = \text{diag}\{+, +, +, -, -, +\}, \\ R^{56} = \text{diag}\{+, +, +, +, -, -\},$$

and

$$L^{12} = -\text{perm}\{(1, 6)(2, 5)(3, 8)(4, 7) \\ (9, 14)(10, 13)(11, 16)(12, 15)\}, \\ L^{23} = \text{perm}\{(1, 9)(2, 10)(3, 11)(4, 12) \\ (5, 13)(6, 14)(7, 15)(8, 16)\}, \\ L^{34} = \text{perm}\{(1, 5)(2, 6)(3, 7)(4, 8) \\ (9, 13)(10, 14)(11, 15)(12, 16)\}, \\ L^{45} = \text{perm}\{(1, 3)(2, 4)(5, 7)(6, 8) \\ (9, 11)(10, 12)(13, 15)(14, 16)\}, \\ L^{56} = \text{perm}\{(1, 2)(3, 4)(5, 6)(7, 8) \\ (9, 10)(11, 12)(13, 14)(15, 16)\}.$$

This example corresponds to the color code [26] on a honeycomb lattice.

Appendix B: Breaking ground state degeneracy of \mathbb{Z}_2 CGS theories on lattices with odd coordination number

For a \mathbb{Z}_2 CGS theory on a lattice with an odd coordination number q , the basic construction outlined in Sec. III gives us a $2^{q-1} \times q$ W matrix. The rows of W consist of q -element vectors of ± 1 that contain an even number of -1 's. To find the ground state of this CGS Hamiltonian, we need only minimize the energy under the constraint

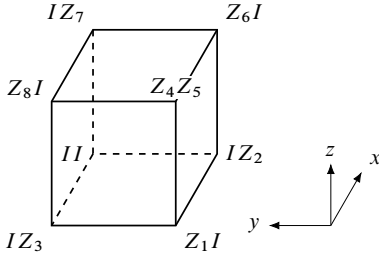


FIG. 6. Notations used for writing down the generators of the local group of gauge symmetries. The sites that are acted on non-trivially by type- A operators are numbered from 1 through 8 as in the diagram. The type- B operators that generate non-trivial transformations of one particular A -operator are labeled by their coordinates relative to it, in the coordinate system illustrated on the right.

$\sigma = 1$, since all other flux 0 states are gauge symmetry partners of this state, and the flux 1 states can be obtained by a global spin flip. In this case, the Hamiltonian reduces to $-\sum_a \mu_a \sum_i W_{ai}$. This is minimized when each μ_a takes the sign that makes $\mu_a \sum_i W_{ai}$ negative, which is in turn determined by the sign of $\sum_i W_{ai}$. Among these, there are $\binom{q}{2j}$ rows with $2j$ negative signs. When $2j < q/2$, the sum of all entries in the row is positive, otherwise it is negative. Thus in the ground state, the total μ -magnetization is

$$\sum_{j=0}^{\lfloor (q-1)/4 \rfloor} \binom{q}{2j} - \sum_{j=\lceil (q-1)/4 \rceil}^{(q-1)/2} \binom{q}{2j}.$$

Note that the first sum is over the even binomial coefficients up to $(q-1)/2$, and the latter sum is over the remaining even binomial coefficients. Since $\binom{q}{2j} = \binom{q}{q-2j}$ and q is odd, the latter sum is equivalent to a sum over the odd binomial coefficients up to but not including the $(q-1)/2$ -th one. This means that we can rewrite the total μ -magnetization as

$$\sum_{j=0}^{(q-1)/2} (-1)^j \binom{q}{j}.$$

A simple inductive argument shows that this is equal to

$$(-1)^{(q-1)/2} \binom{q-1}{(q-1)/2}.$$

This shows that the μ -magnetization in the CGS Hamiltonian for $k=2$ and q odd is always non-zero, thus guaranteeing that a uniform field on the matter spins will serve to split the ground state degeneracy between flux 0 and flux 1 states.

TABLE I. Generators of the group of local gauge symmetries

Generator	Decomposition	
P_{12}	$B_{(0,-1,-1)}$	
P_{23}	$B_{(0,-1,-1)} \cdot B_{(-1,0,-1)}$	
P_{34}	$B_{(-1,0,0)}$	
P_{45}	$B_{(-1,-1,1)}$	
P_{56}	$B_{(0,-1,1)}$	
P_{67}	$B_{(1,0,1)}$	
P_{78}	$B_{(0,1,1)}$	

Appendix C: Group of local gauge symmetries of the A -type operators in Haah's code

To describe the local group of gauge symmetries \mathcal{G}_A of a type- A operator in the Haah's code Hamiltonian, it is convenient to label sites that it acts on as in Fig. 6. The gauge symmetry generated by a type- B operator can

then be written as the a multiplication by a matrix R ,

$$\begin{pmatrix} Z_1 \\ \vdots \\ Z_8 \end{pmatrix} \xrightarrow{B[-]B^{-1}} R \begin{pmatrix} Z_1 \\ \vdots \\ Z_8 \end{pmatrix}.$$

Since B is a product of Pauli x -operators, the matrices R are diagonal matrices with ± 1 along the diagonal. Thus for A to be invariant under this transformation, there must be an even number of -1 along the diagonal. In other words, the local group of gauge symmetries must be a subgroup of the group consisting of operations flipping an even number of the spins in (Z_1, \dots, Z_8) , which we shall denote by $\tilde{\mathcal{G}}$. A generating set of $\tilde{\mathcal{G}}$ can be taken

to be $\{P_{i,i+1}\}_{i=1,\dots,7}$, where $P_{i,i+1}$ can be represented by the diagonal matrix

$$R_{i,i+1} = \text{diag}\{+1, \dots, +1, \overset{i\text{-th } (i+1)\text{-th}}{-1}, +1, \dots, +1\}.$$

This also shows that $\tilde{\mathcal{G}} \cong \mathbb{Z}_2^7$. Now if we can show that every element in this generating set can be expressed in terms of symmetry operations generated by type- B operators, then we will know that the local group of symmetries is exactly equal to $\tilde{\mathcal{G}}$. The generators of $\tilde{\mathcal{G}}$ and their decompositions in terms of B -operators are tabulated in Table I. Note that there are 14 type- B operators that generate non-trivial symmetries of A , so this computation also shows that they are not all independent of each other.

-
- [1] X. G. Wen, *International Journal of Modern Physics B* **04**, 239 (1990).
 - [2] A. Kitaev, *Annals of Physics* **303**, 2 (2003).
 - [3] S. Ebadi, T. T. Wang, H. Levine, A. Keesling, G. Semeghini, A. Omran, D. Bluvstein, R. Samajdar, H. Pichler, W. W. Ho, S. Choi, S. Sachdev, M. Greiner, V. Vuletić, and M. D. Lukin, *Nature* **595**, 227 (2021).
 - [4] K. J. Satzinger, Y.-J. Liu, A. Smith, C. Knapp, M. Newman, C. Jones, Z. Chen, C. Quintana, X. Mi, A. Dunsworth, C. Gidney, I. Aleiner, F. Arute, K. Arya, J. Atalaya, R. Babbush, J. C. Bardin, R. Barends, J. Basso, A. Bengtsson, A. Bilmes, M. Broughton, B. B. Buckley, D. A. Buell, B. Burkett, N. Bushnell, B. Chiaro, R. Collins, W. Courtney, S. Demura, A. R. Derk, D. Eppens, C. Erickson, L. Faoro, E. Farhi, A. G. Fowler, B. Foxen, M. Giustina, A. Greene, J. A. Gross, M. P. Harrigan, S. D. Harrington, J. Hilton, S. Hong, T. Huang, W. J. Huggins, L. B. Ioffe, S. V. Isakov, E. Jeffrey, Z. Jiang, D. Kafri, K. Kechedzhi, T. Khatkar, S. Kim, P. V. Klimov, A. N. Korotkov, F. Kostritsa, D. Landhuis, P. Laptev, A. Locharla, E. Lucero, O. Martin, J. R. McClean, M. McEwen, K. C. Miao, M. Mohseni, S. Montazeri, W. Mruczkiewicz, J. Mutus, O. Naaman, M. Neeley, C. Neill, M. Y. Niu, T. E. O'Brien, A. Opremcak, B. Pató, A. Petukhov, N. C. Rubin, D. Sank, V. Shvarts, D. Strain, M. Szalay, B. Villalonga, T. C. White, Z. Yao, P. Yeh, J. Yoo, A. Zalcman, H. Neven, S. Boixo, A. Megrant, Y. Chen, J. Kelly, V. Smelyanskiy, A. Kitaev, M. Knap, F. Pollmann, and P. Roushan, *Science* **374**, 1237 (2021).
 - [5] A. Kitaev, *Annals of Physics* **321**, 2 (2006), january Special Issue.
 - [6] A. Rocchetto, S. C. Benjamin, and Y. Li, *Science Advances* **2**, e1601246 (2016).
 - [7] N. Chancellor, S. Zohren, and P. A. Warburton, *npj Quantum Information* **3**, 21 (2017).
 - [8] M. Leib, P. Zoller, and W. Lechner, *Quantum Science and Technology* **1**, 015008 (2016).
 - [9] N. Dattani and N. Chancellor [10.48550/arXiv.1901.07676](https://arxiv.org/abs/1901.07676) (2019).
 - [10] N. Chancellor, S. Zohren, P. A. Warburton, S. C. Benjamin, and S. Roberts, *Scientific Reports* **6**, 37107 (2016).
 - [11] J. D. Biamonte, *Phys. Rev. A* **77**, 052331 (2008).
 - [12] Y. Subaşı and C. Jarzynski, *Phys. Rev. A* **94**, 012342 (2016).
 - [13] Y. Cao, R. Babbush, J. Biamonte, and S. Kais, *Phys. Rev. A* **91**, 012315 (2015).
 - [14] L. B. Ioffe, M. V. Feigel'man, A. Ioselevich, D. Ivanov, M. Troyer, and G. Blatter, *Nature* **415**, 503 (2002).
 - [15] L. B. Ioffe and M. V. Feigel'man, *Phys. Rev. B* **66**, 224503 (2002).
 - [16] S. Bravyi, D. P. DiVincenzo, D. Loss, and B. M. Terhal, *Phys. Rev. Lett.* **101**, 070503 (2008).
 - [17] S. P. Jordan and E. Farhi, *Phys. Rev. A* **77**, 062329 (2008).
 - [18] C. G. Brell, S. T. Flammia, S. D. Bartlett, and A. C. Doherty, *New Journal of Physics* **13**, 053039 (2011).
 - [19] S. A. Ocko and B. Yoshida, *Phys. Rev. Lett.* **107**, 250502 (2011).
 - [20] M. Sameti, A. Potočnik, D. E. Browne, A. Wallraff, and M. J. Hartmann, *Phys. Rev. A* **95**, 042330 (2017).
 - [21] C. Chamon, D. Green, and Z.-C. Yang, *Phys. Rev. Lett.* **125**, 067203 (2020).
 - [22] Z.-C. Yang, D. Green, H. Yu, and C. Chamon, *PRX Quantum* **2**, 030327 (2021).
 - [23] C. Castelnovo, C. Chamon, and D. Sherrington, *Phys. Rev. B* **81**, 184303 (2010).
 - [24] S. Vijay, J. Haah, and L. Fu, *Phys. Rev. B* **94**, 235157 (2016).
 - [25] J. Haah, *Phys. Rev. A* **83**, 042330 (2011).
 - [26] H. Bombin and M. A. Martin-Delgado, *Phys. Rev. Lett.* **97**, 180501 (2006).
 - [27] C. Chamon, D. Green, and A. J. Kerman, *PRX Quantum* **2**, 030341 (2021).
 - [28] S. Zhou, D. Green, E. D. Dahl, and C. Chamon, *Phys. Rev. B* **104**, L081107 (2021).
 - [29] S. M. Frolov, D. J. Van Harlingen, V. A. Oboznov, V. V. Bolginov, and V. V. Ryazanov, *Phys. Rev. B* **70**, 144505 (2004).
 - [30] T. Yamashita, K. Tanikawa, S. Takahashi, and S. Maekawa, *Phys. Rev. Lett.* **95**, 097001 (2005).
 - [31] A. K. Feofanov, V. A. Oboznov, V. V. Bol'ginov, J. Lisenfeld, S. Poletto, V. V. Ryazanov, A. N. Rossolenko, M. Khabipov, D. Balashov, A. B. Zorin, P. N. Dmitriev,

- V. P. Koshelets, and A. V. Ustinov, [Nature Physics](#) **6**, 593 (2010).
- [32] E. C. Gingrich, B. M. Niedzielski, J. A. Glick, Y. Wang, D. L. Miller, R. Loloee, W. P. Pratt Jr, and N. O. Birge, [Nature Physics](#) **12**, 564 (2016).