

# GraphLearner: Graph Node Clustering with Fully Learnable Augmentation

Xihong Yang  
xihong\_edu@163.com  
National University of Defense  
Technology  
Changsha, Hunan, China

Erxue Min  
Baidu Inc  
Beijing, China

Ke Liang  
Yue Liu  
National University of Defense  
Technology  
Changsha, Hunan, China

Siwei Wang  
Intelligent Game and Decision Lab  
Beijing, China

Sihang Zhou  
Huijun Wu  
National University of Defense  
Technology  
Changsha, Hunan, China

Xinwang Liu\*  
En Zhu\*  
National University of Defense  
Technology  
Changsha, Hunan, China

## ABSTRACT

Contrastive deep graph clustering (CDGC) leverages the power of contrastive learning to group nodes into different clusters. The quality of contrastive samples is crucial for achieving better performance, making augmentation techniques a key factor in the process. However, the augmentation samples in existing methods are always predefined by human experiences, and agnostic from the downstream task clustering, thus leading to high human resource costs and poor performance. To overcome these limitations, we propose a Graph Node Clustering with Fully Learnable Augmentation, termed **GraphLearner**. It introduces learnable augmentors to generate high-quality and task-specific augmented samples for CDGC. GraphLearner incorporates two learnable augmentors specifically designed for capturing attribute and structural information. Moreover, we introduce two refinement matrices, including the high-confidence pseudo-label matrix and the cross-view sample similarity matrix, to enhance the reliability of the learned affinity matrix. During the training procedure, we notice the distinct optimization goals for training learnable augmentors and contrastive learning networks. In other words, we should both guarantee the consistency of the embeddings as well as the diversity of the augmented samples. To address this challenge, we propose an adversarial learning mechanism within our method. Besides, we leverage a two-stage training strategy to refine the high-confidence matrices. Extensive experimental results on six benchmark datasets validate the effectiveness of GraphLearner. The code and appendix of GraphLearner are available at <https://github.com/xihongyang1999/GraphLearner> on Github.

\*Corresponding author

Permission to make digital or hard copies of all or part of this work for personal or classroom use is granted without fee provided that copies are not made or distributed for profit or commercial advantage and that copies bear this notice and the full citation on the first page. Copyrights for components of this work owned by others than the author(s) must be honored. Abstracting with credit is permitted. To copy otherwise, or republish, to post on servers or to redistribute to lists, requires prior specific permission and/or a fee. Request permissions from [permissions@acm.org](mailto:permissions@acm.org).  
MM '24, October 28–November 1, 2024, Melbourne, VIC, Australia  
© 2024 Copyright held by the owner/author(s). Publication rights licensed to ACM.  
ACM ISBN 979-8-4007-0686-8/24/10  
<https://doi.org/10.1145/3664647.3680602>

## CCS CONCEPTS

• **Theory of computation** → **Unsupervised learning and clustering**; • **Computing methodologies** → **Cluster analysis**.

## KEYWORDS

Graph Node Clustering, Graph Neural Networks, Learnable Augmentation

## 1 INTRODUCTION

In recent years, graph learning methods have attracted considerable attention in various multimedia applications, e.g., node classification [7, 15, 16, 31, 32, 59], clustering [6, 13, 14, 23, 25, 56, 57, 67], recommendation system [8, 9, 29, 30, 58, 60, 61], knowledge graph [21, 22], etc. Among all directions, deep graph clustering, which aims to encode nodes with neural networks and divide them into disjoint clusters without manual labels, has become a hot auxiliary task in information systems.

With the strong capability of capturing implicit supervision, contrastive learning has become an important technique in deep graph clustering. In general, the existing methods first generate augmented graph views by perturbing node connections or attributes, and then keep the same samples in different views consistent while enlarging the difference between distinct samples. Although verified effective, we find that the performance of the existing graph contrastive clustering methods [24, 28, 66] heavily depends on the augmented view. However, the existing augmentation methods are usually predefined and selected with a cumbersome search. The connection of augmentation and the specific downstream task is deficient. To alleviate this problem, in graph classification, JOAO [63] selects a proper augmentation type among several predefined candidates. Although better performance is achieved, the specific augmentation process is still based on the predefined schemes and cannot be optimized by the network. To fill this gap, AD-GCL [38] proposes a learnable augmentation scheme to drop edges according to Bernoulli distribution, while neglecting augmentations on node attributes. More recently, AutoGCL [62] proposes an auto augmentation strategy to mask or drop nodes via learning a probability distribution. A large step is made by these algorithms by proposing learnable augmentation. However, these strategies only focus on

**Table 1: An overview of graph augmentation methods. "S" and "A" denotes the structure augmentation and attribute augmentation, respectively. Besides, "Opt" means that the augmentation is optimized by the downstream task.**

Method	S	A	Opt	Type	Task
JOAO	✓	✓	✗	Predefined	Classification
AutoGCL	✓	✓	✗	Predefined	Classification
AD-GCL	✓	✗	✗	Predefined	Classification
CCGC	✗	✓	✗	Learnable	Clustering
CONVERT	✗	✓	✗	Learnable	Clustering
Ours	✓	✓	✓	Learnable	Clustering

exploring augmentation over affinity matrices while neglecting the learning of good attribute augmentations. Moreover, previous methods isolate the representation learning process with the specific downstream tasks, making the learned representation less suitable for the final learning task, degrading the algorithm performance.

To solve this issue, we propose a fully learnable augmentation strategy for deep contrastive clustering, which generates more suitable augmented views. Specifically, we design the learnable augmenters to learn the structure and attribute information dynamically, thus avoiding the carefully selections of the existing and predefined augmentations. Besides, to improve the reliability of the learned structure, we refine that with the high-confidence clustering pseudo-label matrix and the cross-view sample similarity matrix. Moreover, an adversarial learning mechanism is proposed to learn the consistency of embeddings in latent space, while keeping the diversity of the augmented view. Lastly, during the model training, we present a two-stage training strategy to obtain high-confidence refinement matrices. We summarize the properties of the existing graph augmentation algorithms in Table. 1. From the results, we could observe that our proposed method offers a more comprehensive approach.

By those settings, the augmentation strategies do not rely on tedious manual trial-and-error and repetitive attempts. Moreover, we enhance the connection between the augmentation and the clustering task and integrate the clustering task and the augmentation learning into the unified framework. Firstly, the high-quality augmented graph improves the discriminative capability of embeddings, thus better assisting the clustering task. Meanwhile, the high-confidence clustering results are utilized to refine the augmented graph structure. Concretely, samples within the same clusters are more likely to link, while edges between samples from different clusters are removed.

The key contributions of this paper are listed as follows:

- By designing the structure and attribute augmentor, we propose a fully learnable data augmentation framework for deep contrastive graph clustering termed GraphLearner to dynamically learn the structure and attribute information.
- We refine the augmented graph structure with the cross-view similarity matrix and high-confidence pseudo-label matrix to improve the reliability of the learned affinity matrix. Thus, the clustering task and the augmentation learning are

integrated into the unified framework and promote each other.

- Extensive experimental results have demonstrated that our method outperforms the existing state-of-the-art deep graph clustering competitors.

## 2 METHOD

In this section, we propose a novel attribute graph contrastive clustering method with fully learnable augmentation (GraphLearner). The overall framework of GraphLearner is shown in Fig.1. The main components of the proposed method include the fully learnable augmentation module and the dual refinement module. We will detail the proposed GraphLearner in the following subsections.

### 2.1 Notations Definition

For an undirected graph  $G = \{X, A\}$ ,  $X \in \mathbb{R}^{N \times D}$  is the attribute matrix, and  $A \in \mathbb{R}^{N \times N}$  represents the original adjacency matrix.  $D = \text{diag}(d_1, d_2, \dots, d_N) \in \mathbb{R}^{N \times N}$  is denoted as the degree matrix, where  $d_i = \sum_{(v_i, v_j) \in E} a_{ij}$ . We define the graph Laplacian matrix as  $L = D - A$ . With the help of renormalization trick  $\tilde{A} = A + I$ , the normalized graph Laplacian matrix is denoted as  $\tilde{L} = \tilde{D}^{-\frac{1}{2}} \tilde{L} \tilde{D}^{-\frac{1}{2}}$ . Moreover, we define  $\text{sim}(\cdot)$  as a non-parametric metric function to calculate pair-wise similarity, e.g., cosine similarity function.  $\text{Aug}_S$  and  $\text{Aug}_X$  represent the augmented structure and attribute matrix, respectively.

### 2.2 Fully Learnable Augmentation Module

Different from previously augmentation method, in this subsection, we propose a fully learnable graph augmentation strategy in both structure and attribute level. To be specific, we design the structure augmentor and attribute augmentor to dynamically learn the structure and attribute, respectively. In the following, we will introduce these augmentors in detail.

**2.2.1 Structure Augmentor.** We design the structure augmentor to obtain the structure of the augmented view. Specifically, we propose three types structure augmentor, i.e., MLP-based structure augmentor, GCN-based structure augmentor, and Attention-based augmentor.

**MLP-based Structure Augmentor.** We use Multi-Layer Perception (MLPs) to generate the structure  $\text{Aug}_S$ . This procedure can be represented as follows:

$$F = \text{MLP}(A), \text{Aug}_{MLP} = \text{sim}(F \cdot F^T), \quad (1)$$

where  $F \in \mathbb{R}^{N \times D}$  is the embedding of the original adjacency. We adopt the cosine similarity function as  $\text{sim}(\cdot)$  to calculate the similarity of  $F$ . The calculated similarity matrix can be regarded as the learned structure matrix  $\text{Aug}_{MLP}$ .

**GCN-based Structure Augmentor** is the second type of our designed structure generator, which embeds the attribute matrix  $X$  and original adjacency matrix  $A$  into embeddings in the latent space. For simplicity, we define the GCN-based structure augmentor as:

$$F = \sigma(\tilde{D}^{-\frac{1}{2}} \tilde{A} \tilde{D}^{-\frac{1}{2}} X), \text{Aug}_{GCN} = \text{sim}(F \cdot F^T), \quad (2)$$

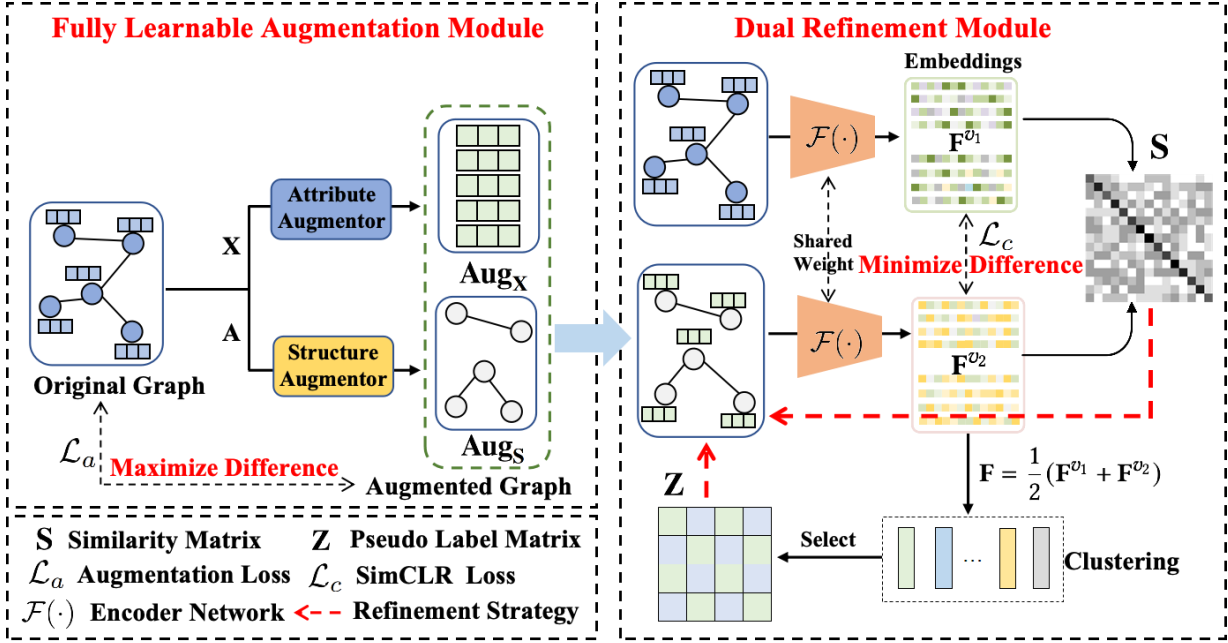


Figure 1: Illustration of the fully learnable augmentation algorithm for attribute graph contrastive clustering. In our proposed algorithm, we design the learnable augmentors to dynamically learn the structure and attribute information. Besides, we optimize the structure of the augmented view with two aspects, i.e., high-confidence clustering pseudo label matrix and cross-view similarity matrix, which integrates the clustering task and the augmentation learning into the unified framework. Moreover, we propose an adversarial learning mechanism to keep cross-view consistency in the latent space while ensuring the diversity of augmented views. Lastly, a two-stage training strategy is designed to obtain high-confidence refinement matrices, thus improving the reliability of the learned graph structure.

where  $F$  is embedding extracted by the GCN-based network, for example, GCN [18], GCN-Cheby [5], etc.  $\sigma(\cdot)$  is a non-linear operation.

**Attention-based Structure Augmentor.** Inspire by GAT [44], we design an attentive network to capture the important structure of the input graph  $G$ . To be specific, the normalized attention coefficient matrix  $A_{attij}$  between node  $x_i$  and  $x_j$  could be computed as:

$$A_{attij} = \frac{\tilde{\mathbf{n}}^\top (\mathbf{W}_{x_i} || \mathbf{W}_{x_j})}{\sum_{k \in \mathcal{N}_i} e^{(A_{attik})}}, \quad (3)$$

where  $\tilde{\mathbf{n}}$  and  $\mathbf{W}$  is the learnable weight vector and weight matrix, respectively.  $||$  is the concatenation operation between the weight matrix  $\mathbf{W}_{x_i}$  and  $\mathbf{W}_{x_j}$ , and  $\mathcal{N}_i$  represents the indices the neighbors of node  $x_i$ . By this setting, the model could preserve important topological and semantic graph patterns via the attention mechanism.

**2.2.2 Attribute Augmentor.** To make the augmented view in a fully learnable manner, we design the attribute augmentor to dynamically learn the original attribute. Specifically, we design two types attribute augmentor, i.e., MLP-based attribute augmentor and attention-based attribute augmentor.

**MLP-based Attribute Augmentor.** Similar to the MLP-based structure augmentor, we utilize the Multi-Layer Perception (MLP) as the network to learn the original attribute matrix  $\mathbf{X}$ . The learned attribute matrix  $\mathbf{Aug}_X \in \mathbb{R}^{N \times D}$  can be presented as:

$$\mathbf{X}_{MLP} = \text{MLP}(\mathbf{X}). \quad (4)$$

where  $\text{MLP}(\cdot)$  is the MLP network to learn the attribute.

**Attention-based Attribute Augmentor.** To guide the network to take more attention to the important node attributes, we design an attention-based attribute augmentor. Specifically, we map the node attributes into three different latent spaces:

$$\begin{aligned} \mathbf{Q} &= \mathbf{W}_q \mathbf{X}^\top \\ \mathbf{K} &= \mathbf{W}_k \mathbf{X}^\top \\ \mathbf{V} &= \mathbf{W}_v \mathbf{X}^\top \end{aligned} \quad (5)$$

where  $\mathbf{W}_q \in \mathbb{R}^{D \times D}$ ,  $\mathbf{W}_k \in \mathbb{R}^{D \times D}$ ,  $\mathbf{W}_v \in \mathbb{R}^{D \times D}$  are the learnable parameter matrices. And  $\mathbf{Q} \in \mathbb{R}^{D \times N}$ ,  $\mathbf{K} \in \mathbb{R}^{D \times N}$  and  $\mathbf{V} \in \mathbb{R}^{D \times N}$  denotes the query matrix, key matrix and value matrix, respectively.

The attention-based attribute matrix  $\mathbf{Aug}_X$  can be calculated by:

$$\mathbf{Aug}_X = \text{softmax}\left(\frac{\mathbf{K}^\top \mathbf{Q}}{\sqrt{D}}\right) \mathbf{V}^\top, \quad (6)$$

After the structure augmentor and attribute augmentor, we could obtain the augmented view  $\mathbf{G}' = (\mathbf{Aug}_S, \mathbf{Aug}_X)$ . The , which is fully learnable.

### 2.3 Dual Refinement Module

In this subsection, we propose a dual refinement module to optimize the learned graph structure. To be specific, the cross-view sample similarity matrix and the high-confidence matrix are generated to improve the quality of the structure in augmented view. Firstly, we use encoder network  $\mathcal{F}(\cdot)$  to obtain the embeddings of the original view  $\mathbf{G}$  and the augmented view  $\mathbf{G}'$  with  $\ell^2$ -norm as follows:

$$\begin{aligned}\mathbf{F}^{v_1} &= \mathcal{F}(\mathbf{G}), \\ \mathbf{F}^{v_2} &= \mathcal{F}(\mathbf{G}').\end{aligned}\quad (7)$$

In the following, we fuse the two views of the node embeddings as follows:

$$\mathbf{F} = \frac{1}{2}(\mathbf{F}^{v_1} + \mathbf{F}^{v_2}). \quad (8)$$

Then we perform K-means [11] on  $\mathbf{F}$  and obtain the clustering results. After that, we will refine the learned view in two manners, i.e., similarity matrix and pseudo labels matrix refinement.

**Similarity Matrix Refinement.** Through  $\mathcal{F}(\cdot)$ , we could obtain the embeddings of each view. Subsequently, the similarity matrix  $\mathbf{S}$  represents the similarity between  $i$ -th sample in the first view and  $j$ -th sample in the second view as formulated:

$$\mathbf{S} = \frac{\langle \mathbf{F}^{v_1} \cdot (\mathbf{F}^{v_2})^\top \rangle}{\|\mathbf{F}^{v_1}\|_2 \cdot \|\mathbf{F}^{v_2}\|_2}, \quad (9)$$

where  $\mathbf{S}$  is the cross-view similarity matrix, and  $\langle \cdot \rangle$  is the function to calculate similarity. Here, we adopt cosine similarity. The proposed similarity matrix  $\mathbf{S}$  measures the similarity between samples by comprehensively considering attribute and structure information. The connected relationships between different nodes could be reflected by  $\mathbf{S}$ . Therefore, we utilize  $\mathbf{S}$  to refine the structure in augmented view with Hadamard product:

$$\mathbf{Aug}_S = \mathbf{Aug}_S \odot \mathbf{S}. \quad (10)$$

**Pseudo Labels Matrix Refinement.** To further improve the reliability of the learned structure matrix, we extract reliable clustering information to construct the matrix to further refine the structure in augmented view. Concretely, we utilize the top  $\tau$  high-confidence pseudo labels  $\mathbf{p}$  to construct the matrix as follows:

$$\mathbf{Z}_{ij} = \begin{cases} 1 & \mathbf{p}_i = \mathbf{p}_j, \\ 0 & \mathbf{p}_i \neq \mathbf{p}_j, \end{cases} \quad (11)$$

where  $\mathbf{Z}_{ij}$  denotes the category relation between  $i$ -th and  $j$ -th samples. In detail, when  $\mathbf{Z}_{ij} = 1$ , two samples have the same pseudo label. While  $\mathbf{Z}_{ij} = 0$  implies that two samples have different pseudo labels. The pseudo-label matrix is constructed by the high-confidence category information. Therefore, the adjacency relation in the graph could be well reflected, leading to optimizing the structure of the learned structure in the augmented view. The pseudo labels matrix refines the learned structure with Hadamard product as:

---

### Algorithm 1 GraphLearner

---

**Input:** The input graph  $\mathbf{G} = \{\mathbf{X}, \mathbf{A}\}$ ; The iteration number  $I$ ;  
Hyper-parameters  $\tau, \alpha$ .

**Output:** The clustering result  $\mathbf{R}$ .

```

1: for  $i = 1$  to  $I$  do
2:   Obtain the learned structure matrix  $\mathbf{Aug}_S$  and attribute matrix  $\mathbf{Aug}_X$  with our augmentors.
3:   Encode the node with the network  $\mathcal{F}(\cdot)$  to obtain the node embeddings  $\mathbf{F}^{v_1}$  and  $\mathbf{F}^{v_2}$ .
4:   Fuse  $\mathbf{F}^{v_1}$  and  $\mathbf{F}^{v_2}$  to obtain  $\mathbf{F}$  with Eq. (8).
5:   Perform K-means on  $\mathbf{F}$  to obtain the clustering result.
6:   Calculate the similarity matrix of  $\mathbf{F}^{v_1}$  and  $\mathbf{F}^{v_2}$ .
7:   Obtain high-confidence pseudo label matrix.
8:   Refine the learned structure matrix  $\mathbf{Aug}_S$  with Eq.(10) and Eq. (12).
9:   Calculate the learnable augmentation loss  $\mathcal{L}_a$  with Eq. (13).
10:  Calculate the contrastive loss  $\mathcal{L}_c$  with Eq. (14).
11:  Update the whole network by minimizing  $\mathcal{L}$  in Eq. (15).
12: end for
13: Perform K-means on  $\mathbf{F}$  to obtain the final clustering result  $\mathbf{R}$ .
```

---

$$\mathbf{Aug}_S = \mathbf{Aug}_S \odot \mathbf{Z}. \quad (12)$$

In summary, in this subsection, we propose two strategies to refine the structure of the augmented view. Firstly,  $\mathbf{S}$  is calculated by the cross-view similarity. The value of  $\mathbf{S}$  represents the probability of connection relationships of the nodes. The structure of  $\mathbf{Aug}_S$  is optimized by  $\mathbf{S}$  in the training process. Besides, we utilize the high-confidence clustering pseudo labels to construct the reliable node connection, which is constructed when the node belongs to the same category. By those settings, the learned structure is regularized by the similarity matrix and the high-confidence matrix, thus improving the reliability of the structure in the augmented view. Moreover, the connection between augmentation and the clustering task is enhanced.

### 2.4 Loss Function

The proposed GraphLearner framework follows the common contrastive learning paradigm, where the model maximizes the agreement of the cross-view [69]. In detail, GraphLearner jointly optimizes two loss functions, including the learnable augmentation loss  $\mathcal{L}_a$  and the contrastive loss  $\mathcal{L}_c$ .

To be specific,  $\mathcal{L}_a$  is the Mean Squared Error (MSE) loss between the original graph  $\mathbf{G} = \{\mathbf{X}, \mathbf{A}\}$  and the learnable graph  $\mathbf{G}' = \{\mathbf{Aug}_X, \mathbf{Aug}_S\}$ , which can be formulated as:

$$\mathcal{L}_a = -(\|\mathbf{A} - \mathbf{Aug}_S\|_2^2 + \|\mathbf{X} - \mathbf{Aug}_X\|_2^2). \quad (13)$$

In GraphLearner, we utilize the normalized temperature-scaled cross-entropy loss (NT-Xent) to pull close the positive samples, while pushing the negative samples away. The contrastive loss  $\mathcal{L}_c$  is defined as:

$$\begin{aligned}l_i &= -\log \frac{\exp(\text{sim}(\mathbf{F}_i^{v_1}, \mathbf{F}_i^{v_2})/\text{temp})}{\sum_{k=1, k \neq i}^N \exp(\text{sim}(\mathbf{F}_i^{v_1}, \mathbf{F}_k^{v_2})/\text{temp})}, \\ \mathcal{L}_c &= \frac{1}{N} \sum_{i=1}^N l(i),\end{aligned} \quad (14)$$

**Table 2: Clustering performance on six datasets (mean  $\pm$  std). Best results are bold values and the second best values are underlined. OOM denotes out-of-memory during the training process.**

Dataset	Metric	DEAGC	SDCN	MVGRL	AGC-DRR	DCRN	GCA	AFGRL	AutoSSL	SUBLIME	Ours
CORA	ACC	70.43 $\pm$ 0.36	35.60 $\pm$ 2.83	70.47 $\pm$ 3.70	40.62 $\pm$ 0.55	69.93 $\pm$ 0.47	53.62 $\pm$ 0.73	26.25 $\pm$ 1.24	63.81 $\pm$ 0.57	<u>71.14<math>\pm</math>0.74</u>	<b>74.91<math>\pm</math>1.78</b>
	NMI	52.89 $\pm$ 0.69	14.28 $\pm$ 1.91	<u>55.57<math>\pm</math>1.54</u>	18.74 $\pm$ 0.73	45.13 $\pm$ 0.157	46.87 $\pm$ 0.65	12.36 $\pm$ 1.54	47.62 $\pm$ 0.45	53.88 $\pm$ 1.02	<b>58.16<math>\pm</math>0.83</b>
	ARI	49.63 $\pm$ 0.43	07.78 $\pm$ 3.24	48.70 $\pm$ 3.94	14.80 $\pm$ 1.64	33.15 $\pm$ 0.14	30.32 $\pm$ 0.98	14.32 $\pm$ 1.87	38.92 $\pm$ 0.77	<u>50.15<math>\pm</math>0.14</u>	<b>53.82<math>\pm</math>2.25</b>
	F1	<u>68.27<math>\pm</math>0.57</u>	24.37 $\pm$ 1.04	67.15 $\pm$ 1.86	31.23 $\pm$ 0.57	49.50 $\pm$ 0.472	45.73 $\pm$ 0.47	30.20 $\pm$ 1.15	56.42 $\pm$ 0.21	63.11 $\pm$ 0.58	<b>73.33<math>\pm</math>1.86</b>
AMAP	ACC	75.96 $\pm$ 0.23	53.44 $\pm$ 0.81	41.07 $\pm$ 3.12	<u>76.81<math>\pm</math>1.45</u>	OOM	56.81 $\pm$ 1.44	75.51 $\pm$ 0.77	54.55 $\pm$ 0.97	27.22 $\pm$ 1.56	<b>77.24<math>\pm</math>0.87</b>
	NMI	65.25 $\pm$ 0.45	44.85 $\pm$ 0.83	30.28 $\pm$ 3.94	<u>66.54<math>\pm</math>1.24</u>	OOM	48.38 $\pm$ 2.38	64.05 $\pm$ 0.15	48.56 $\pm$ 0.71	06.37 $\pm$ 1.89	<b>67.12<math>\pm</math>0.92</b>
	ARI	58.12 $\pm$ 0.24	31.21 $\pm$ 1.23	18.77 $\pm$ 2.34	<b>60.15<math>\pm</math>1.56</b>	OOM	26.85 $\pm$ 0.44	54.45 $\pm$ 0.48	26.87 $\pm$ 0.34	05.36 $\pm$ 2.14	58.14 $\pm$ 0.82
	F1	69.87 $\pm$ 0.54	50.66 $\pm$ 1.49	32.88 $\pm$ 5.50	<u>71.03<math>\pm</math>0.64</u>	OOM	53.59 $\pm$ 0.57	69.99 $\pm$ 0.34	54.47 $\pm$ 0.83	15.97 $\pm$ 1.53	<b>73.02<math>\pm</math>2.34</b>
BAT	ACC	52.67 $\pm$ 0.00	53.05 $\pm$ 4.63	37.56 $\pm$ 0.32	47.79 $\pm$ 0.02	<u>67.94<math>\pm</math>1.45</u>	54.89 $\pm$ 0.34	50.92 $\pm$ 0.44	42.43 $\pm$ 0.47	45.04 $\pm$ 0.19	<b>75.50<math>\pm</math>0.87</b>
	NMI	21.43 $\pm$ 0.35	25.74 $\pm$ 5.71	29.33 $\pm$ 0.70	19.91 $\pm$ 0.24	<u>47.23<math>\pm</math>0.74</u>	38.88 $\pm$ 0.23	27.55 $\pm$ 0.62	17.84 $\pm$ 0.98	22.03 $\pm$ 0.48	<b>50.58<math>\pm</math>0.90</b>
	ARI	18.18 $\pm$ 0.29	21.04 $\pm$ 4.97	13.45 $\pm$ 0.03	14.59 $\pm$ 0.13	<u>39.76<math>\pm</math>0.74</u>	26.69 $\pm$ 2.85	21.89 $\pm$ 0.74	13.11 $\pm$ 0.81	14.45 $\pm$ 0.87	<b>47.45<math>\pm</math>1.53</b>
	F1	52.23 $\pm$ 0.03	46.45 $\pm$ 5.90	29.64 $\pm$ 0.49	42.33 $\pm$ 0.51	<u>67.40<math>\pm</math>0.35</u>	53.71 $\pm$ 0.34	46.53 $\pm$ 0.57	34.84 $\pm$ 0.15	44.00 $\pm$ 0.62	<b>75.40<math>\pm</math>0.88</b>
EAT	ACC	36.89 $\pm$ 0.15	39.07 $\pm$ 1.51	32.88 $\pm$ 0.71	37.37 $\pm$ 0.11	<u>50.88<math>\pm</math>0.55</u>	48.51 $\pm$ 1.55	37.42 $\pm$ 1.24	31.33 $\pm$ 0.52	38.80 $\pm$ 0.35	<b>57.22<math>\pm</math>0.73</b>
	NMI	05.57 $\pm$ 0.06	08.83 $\pm$ 2.54	11.72 $\pm$ 1.08	07.00 $\pm$ 0.85	22.01 $\pm$ 1.23	<u>28.36<math>\pm</math>1.23</u>	11.44 $\pm$ 1.41	07.63 $\pm$ 0.85	14.96 $\pm$ 0.75	<b>33.47<math>\pm</math>0.34</b>
	ARI	05.03 $\pm$ 0.08	06.31 $\pm$ 1.95	04.68 $\pm$ 1.30	04.88 $\pm$ 0.91	18.13 $\pm$ 0.85	<u>19.61<math>\pm</math>1.25</u>	06.57 $\pm$ 1.73	02.13 $\pm$ 0.67	10.29 $\pm$ 0.88	<b>26.21<math>\pm</math>0.81</b>
	F1	34.72 $\pm$ 0.16	33.42 $\pm$ 3.10	25.35 $\pm$ 0.75	35.20 $\pm$ 0.17	<u>47.06<math>\pm</math>0.66</u>	<u>48.22<math>\pm</math>0.33</u>	30.53 $\pm$ 1.47	21.82 $\pm$ 0.98	32.31 $\pm$ 0.97	<b>57.53<math>\pm</math>0.67</b>
CITSEER	ACC	64.54 $\pm$ 1.39	65.96 $\pm$ 0.31	62.83 $\pm$ 1.59	68.32 $\pm$ 1.83	<u>69.86<math>\pm</math>0.18</u>	60.45 $\pm$ 1.03	31.45 $\pm$ 0.54	66.76 $\pm$ 0.67	68.25 $\pm$ 1.21	<b>70.12<math>\pm</math>0.36</b>
	NMI	36.41 $\pm$ 0.86	38.71 $\pm$ 0.32	40.69 $\pm$ 0.93	<u>43.28<math>\pm</math>1.41</u>	42.86 $\pm$ 0.35	36.15 $\pm$ 0.78	15.17 $\pm$ 0.47	40.67 $\pm$ 0.84	43.15 $\pm$ 0.14	<b>43.56<math>\pm</math>0.35</b>
	ARI	37.78 $\pm$ 1.24	40.17 $\pm$ 0.43	34.18 $\pm$ 1.73	<u>43.34<math>\pm</math>2.33</u>	43.64 $\pm$ 0.30	35.20 $\pm$ 0.96	14.32 $\pm$ 0.78	38.73 $\pm$ 0.55	<u>44.21<math>\pm</math>0.54</u>	<b>44.85<math>\pm</math>0.69</b>
	F1	62.20 $\pm$ 1.32	63.62 $\pm$ 0.24	59.54 $\pm$ 2.17	64.82 $\pm$ 1.60	<u>64.83<math>\pm</math>0.21</u>	56.42 $\pm$ 0.94	30.20 $\pm$ 0.71	58.22 $\pm$ 0.68	63.12 $\pm$ 0.42	<b>65.01<math>\pm</math>0.39</b>
UAT	ACC	52.29 $\pm$ 0.49	52.25 $\pm$ 1.91	44.16 $\pm$ 1.38	42.64 $\pm$ 0.31	49.92 $\pm$ 1.25	39.39 $\pm$ 1.46	41.50 $\pm$ 0.25	42.52 $\pm$ 0.64	48.74 $\pm$ 0.54	<b>55.31<math>\pm</math>2.42</b>
	NMI	21.33 $\pm$ 0.44	21.61 $\pm$ 1.26	21.53 $\pm$ 0.94	11.15 $\pm$ 0.24	<u>24.09<math>\pm</math>0.53</u>	24.05 $\pm$ 0.25	17.33 $\pm$ 0.54	17.86 $\pm$ 0.22	21.85 $\pm$ 0.62	<b>24.40<math>\pm</math>1.69</b>
	ARI	20.50 $\pm$ 0.51	21.63 $\pm$ 1.49	17.12 $\pm$ 1.46	09.50 $\pm$ 0.25	17.17 $\pm$ 0.69	14.37 $\pm$ 0.19	13.62 $\pm$ 0.57	13.13 $\pm$ 0.71	19.51 $\pm$ 0.45	<b>22.14<math>\pm</math>1.67</b>
	F1	<u>50.33<math>\pm</math>0.64</u>	45.59 $\pm$ 3.54	39.44 $\pm$ 2.19	35.18 $\pm$ 0.32	44.81 $\pm$ 0.87	35.72 $\pm$ 0.28	36.52 $\pm$ 0.89	34.94 $\pm$ 0.87	46.19 $\pm$ 0.87	<b>52.77<math>\pm</math>2.61</b>

**Table 3: Dataset information.**

Dataset	Type	Sample	Dimension	Edge	Class
CORA	Graph	2708	1433	5429	7
AMAP	Graph	7650	745	119081	8
CITSEER	Graph	3327	3703	4732	6
UAT	Graph	1190	239	13599	4
BAT	Graph	131	81	1038	4
EAT	Graph	399	203	5994	4

where temp is a temperature parameter.  $\text{sim}(\cdot)$  denotes the function to calculate the similarity, e.g., inner product.

The total loss of GraphLearner is calculated as follows:

$$\mathcal{L} = \mathcal{L}_a + \alpha \mathcal{L}_c, \quad (15)$$

where  $\alpha$  is the trade-off between  $\mathcal{L}_a$  and  $\mathcal{L}_c$ . The first term in Eq.(15) encourages the network to generate the augmented view with distinct semantics to ensure the diversity in input space, while the second term is the contrastive paradigm to learn the consistency of two views in latent space. The discriminative capacity of the network could be improved by minimizing the total loss function. The detailed learning process of GraphLearner is shown in Algorithm 1.

The memory cost of  $\mathcal{L}$  is acceptable. We utilize  $B$  to denote the batch size. The dimension of the embeddings is  $D$ . The time complexity of  $\mathcal{L}$  is  $\mathcal{O}(B^2D)$ . And the space complexity of  $\mathcal{L}$  is  $\mathcal{O}(B^2)$  due to matrix multiplication. The detailed experiments are shown in section 3.3. Besides, we design a two-stage training strategy to improve the confidence of the clustering pseudo labels during the overall training procedure. To be specific, the discriminative capacity of the network is improved by the first training stage. Then, in the second stage, we refine the learned structure **Augs** in

the augmented view with the more reliable similarity matrix and the pseudo labels matrix.

### 3 EXPERIMENT

In this section, we implement experiments to verify GraphLearner. The downstream task of our method is graph node clustering, which is implemented in unsupervised scenario. Therefore, the compared methods do not include the graph classification method, e.g., JOAO [63], AutoGCL [62], AD-GCL [38]. We have already described the differences in the Introduction and Related work. The effectiveness and superiority of our proposed GraphLearner can be illustrated by answering the following questions:

- **RQ1:** How effective is GraphLearner for attribute node clustering?
- **RQ2:** How about the efficiency about GraphLearner?
- **RQ3:** How does the proposed module influence the performance of GraphLearner?
- **RQ4:** How do the hyper-parameters impact the performance of GraphLearner?
- **RQ5:** What is the clustering structure revealed by GraphLearner?

#### 3.1 Experimental Setup


**Benchmark Datasets** The experiments are implemented on six widely-used benchmark datasets, including CORA [4], BAT [33], EAT [33], AMAP [24], CITSEER<sup>1</sup>, and UAT [33]. The summarized information is shown in Table 3. Detailed description of the datasets are shown in Section 1 of Appendix.

**Training Details** The experiments are conducted on the PyTorch deep learning platform with the Intel Core i7-7820x CPU, one

<sup>1</sup><http://citeseerx.ist.psu.edu/index>

**Table 4: Ablation studies over the learnable graph augmentation module of GraphLearner on six datasets. “(w/o) Aug<sub>X</sub>”, “(w/o) Aug<sub>S</sub>” and “(w/o) Aug<sub>X</sub> & Aug<sub>S</sub>” represent the reduced models by removing the attribute augmentor, the structure augmentor, and both, respectively. Additionally, our algorithm is compared with four classic data augmentations.**

Dataset	Metric	(w/o) Aug <sub>X</sub>	(w/o) Aug <sub>S</sub>	(w/o) Aug <sub>X</sub> & Aug <sub>S</sub>	Mask Feature	Drop Edges	Add Edges	Diffusion	Ours
CORA	ACC	65.60±4.95	71.92±1.32	62.16±2.57	70.60±0.91	60.29±2.42	68.02±1.93	72.68±1.00	<b>74.91±1.78</b>
	NMI	48.81±3.95	53.82±1.99	40.84±1.45	53.99±1.48	48.40±1.91	50.78±1.93	55.80±1.22	<b>58.16±0.83</b>
	ARI	42.42±5.09	49.20±1.56	34.84±2.82	47.80±1.09	39.78±2.21	43.56±1.83	50.45±1.24	<b>53.82±2.25</b>
	F1	60.86±8.35	69.82±0.88	60.46±3.10	69.39±0.85	55.40±4.64	66.93±1.96	69.11±0.78	<b>73.33±1.86</b>
AMAP	ACC	73.18±4.67	73.14±1.10	68.32±0.98	72.73±0.41	64.22±4.15	74.51±0.16	72.99±0.53	<b>77.24±0.87</b>
	NMI	61.27±5.13	60.99±0.75	53.76±1.12	61.99±0.59	53.07±3.57	62.94±0.28	61.57±0.92	<b>67.12±0.92</b>
	ARI	51.89±6.11	52.27±1.72	44.50±1.28	49.98±0.83	46.07±3.58	53.45±0.32	50.64±0.67	<b>58.14±0.82</b>
	F1	69.19±4.57	68.73±1.39	63.58±0.93	68.36±0.85	56.14±5.21	69.16±0.14	68.16±0.57	<b>73.02±2.34</b>
BAT	ACC	69.01±2.58	70.84±2.64	64.43±2.35	58.85±3.14	53.28±2.60	66.03±3.19	56.95±3.63	<b>75.50±0.87</b>
	NMI	46.52±1.00	47.96±2.04	40.98±2.30	38.04±2.80	28.44±2.01	41.05±3.20	37.79±4.76	<b>50.58±0.90</b>
	ARI	42.16±1.43	42.97±2.08	35.19±2.96	25.67±4.52	20.86±2.67	36.03±4.28	29.43±3.67	<b>47.45±1.53</b>
	F1	67.05±4.28	70.03±3.71	63.08±3.08	57.94±3.94	52.27±3.00	65.09±3.15	49.84±4.73	<b>75.40±0.88</b>
EAT	ACC	56.42±1.57	55.31±0.88	38.80±1.67	50.13±2.11	47.19±1.81	40.03±5.50	45.56±1.86	<b>57.22±0.73</b>
	NMI	33.11±1.34	32.65±1.02	12.06±2.35	25.74±2.54	28.25±4.64	09.01±7.18	21.12±3.12	<b>33.47±0.34</b>
	ARI	<b>26.66±0.95</b>	25.70±0.86	07.72±2.55	18.46±2.48	22.37±4.43	07.72±6.23	16.28±4.00	<b>26.21±0.81</b>
	F1	56.36±1.99	54.51±2.79	31.53±2.62	48.40±4.36	44.39±2.37	38.57±5.36	36.22±2.63	<b>57.53±0.67</b>
CITSEER	ACC	48.54±0.54	57.86±0.67	39.25±0.85	63.62±1.10	66.00±1.47	64.16±1.06	65.74±0.56	<b>70.12±0.36</b>
	NMI	20.23±0.23	30.73±0.84	27.67±0.41	39.13±1.17	39.46±1.44	39.35±1.13	40.98±0.57	<b>43.56±0.35</b>
	ARI	13.34±0.66	27.13±0.45	12.57±0.72	37.09±1.73	38.66±2.24	37.78±1.43	39.66±0.91	<b>44.85±0.69</b>
	F1	43.50±0.42	54.73±0.58	30.40±0.28	60.36±0.85	58.50±1.24	60.39±1.01	62.00±0.81	<b>65.01±0.39</b>
UAT	ACC	47.61±1.52	49.83±1.17	45.65±0.66	47.09±2.19	53.09±0.71	50.47±1.31	52.39±2.00	<b>55.31±2.42</b>
	NMI	21.66±1.42	<b>25.46±0.62</b>	18.50±1.25	16.79±2.90	22.61±0.67	23.20±1.43	23.30±1.26	24.40±1.69
	ARI	17.71±1.90	21.62±1.06	14.46±1.72	11.82±3.19	21.00±1.58	14.64±2.76	<b>22.17±2.43</b>	22.14±1.67
	F1	43.01±2.30	47.69±1.64	45.58±0.80	45.04±2.37	51.32±0.86	50.26±2.45	48.81±2.62	<b>52.77±2.61</b>



**Figure 2: 2D  $t$ -SNE visualization of seven methods on two benchmark datasets. The first row and second row corresponds to CORA and AMAP dataset, respectively.**

NVIDIA GeForce RTX 3080Ti GPU, 64GB RAM. The max training epoch number is set to 400. For fairness, we conduct ten runs for all methods. For the baselines, we adopt their source with original settings and reproduce the results.

**Evaluation Metrics** The clustering performance is evaluated by four metrics, including Accuracy (ACC), Normalized Mutual Information (NMI), Average Rand Index (ARI), and macro F1-score (F1).

**Parameter Setting** In our model, the learning rate is set to  $1e-3$  for UAT,  $1e-4$  for CORA/CITSEER,  $1e-5$  for AMAP/BAT, and  $1e-7$  for EAT, respectively. The threshold  $\tau$  is set to 0.95 for all datasets. The epoch to begin the second training stage is set to 200. The trade-off  $\alpha$  is set to 0.5. Due to the limited space, The hyper-parameter settings are summarized in Table. 1 of the Appendix.

### 3.2 Performance Comparison (RQ1)

In this subsection, to verify the superiority of GraphLearner, we compare the clustering performance of our proposed algorithm with 9 baselines on six datasets with four metrics. We divide these methods into four categories, i.e., classical deep clustering methods (DAEGC [47], SDCN [1]), contrastive deep graph clustering methods ( MVGRL [12], AGC-DRR [10], DCRN [24]), graph augmentation methods (GCA [69], AFGRL [19], AutoSSL [17]), and graph structure learning methods (SUBLIME [27]). Moreover, due to the limitation of the space, we conduct additional comparison experiments with 5 baselines. These results are shown in Table. 2 of the Appendix. The results could also demonstrate the superiority of GraphLearner.

**Table 5: Training Time Comparison on five datasets with six methods. The algorithms are measured by seconds. The Avg. represents the average time cost on five datasets.**

Method	CORA	AMAP	EAT	CITSEER	UAT	Avg.
DEC	91.13	264.20	26.99	223.95	42.30	129.71
DCN	47.31	94.48	9.56	74.69	29.57	51.12
DAEGC	12.97	39.62	5.14	14.70	6.44	15.77
AGE	46.65	377.49	3.86	70.63	8.95	101.52
MVGRL	14.72	131.38	3.32	18.31	4.27	64.4
SCAGC	54.08	150.54	47.79	50.00	64.70	73.42
Ours	10.06	83.26	2.21	17.24	4.15	23.38

Here, we adopt the attention structure augmentor and the MLP attribute augmentor to generate the augmented view in a learnable way. The results are shown in Table.2 , we observe and analyze as follows.

1) GraphLearner obtains better performance compared with classical deep clustering methods. The reason is that they rarely design a specifically contrastive learning strategy to capture the supervisory information implicitly.

2) Contrastive deep graph clustering methods achieve sub-optimal performance compared with ours. We conjecture that the discriminative capacity of our GraphLearner is improved with fully learnable augmentation and optimization strategies.

3) The classical graph augmentation methods achieve unsatisfied clustering performance. This is because they merely consider the learnable of the structure, while neglecting the attribute. Moreover, most of those methods can not optimize with the downstream tasks.

4) It could be observed that the graph structure learning methods are not comparable with ours. We analyze the reason is that those methods refine the structure with the unreliable strategy at the beginning of the training. In summary, our method outperforms most of other algorithms on six datasets with four metrics. Taking the result on CORA dataset for example, GraphLearner exceeds the runner-up by 3.77%, 4.28%, 3.67%, 5.06% with respect to ACC, NMI, ARI, and F1.

Moreover, we implement experiments on other augmentors. The results are shown in Appendix, we conclude that our proposed augmentors could achieve better performance on most metrics.

### 3.3 Time Cost and Memory Cost (RQ2)

In this subsection, we implement time and memory cost experiments to demonstrate the effectiveness of the proposed GraphLearner.

Specifically, we test the training time of GraphLearner with six baselines on six datasets. For fairness, we train all algorithms with 400 epochs. From the results in Table 5, we observe that the training time of GraphLearner is comparable with other seven algorithms. The reason we analyze is as follows: instead of using GCN as the encoder network, we adopt the graph filter to smooth the feature. This operation effectively reduces time consumption.

Moreover, we conduct experiments to test GPU memory costs of our proposed GraphLearner. Due to the limited space, we conduct the memory experiments on Fig.1 of the Appendix. The results demonstrate that the memory costs of our GraphLearner are also comparable with other algorithms.

### 3.4 Ablation Studies (RQ3)

In this section, we first conduct ablation studies to verify the effectiveness of the proposed modules. Due to the limited space, we conduct experiments about the effectiveness of the the similarity and pseudo-label matrix refinement strategies on Fig. 2 in Appendix.

**3.4.1 Effectiveness of the Structure and Attribute Augmentor.** To verify the effect of the proposed structure and attribute augmentor, we conduct extensive experiments as shown in Table 4. Here, we adopt “(w/o) **Aug<sub>X</sub>**”, “(w/o) **Aug<sub>S</sub>**” and “(w/o) **Aug<sub>X</sub> & Aug<sub>S</sub>**” to represent the reduced models by removing the attribute augmentor, the structure augmentor, and both, respectively. From the observations, it is apparent that the performance will decrease without any of our proposed augmentors, revealing that both augmentors make essential contributions to boosting the performance. Taking the result on the CORA dataset for example, the model performance is improved substantially by utilizing the attribute augmentor.

**3.4.2 Effectiveness of our learnable augmentation.** To avoid the existing and predefined augmentations on graphs, we design a novel fully learnable augmentation method for graph clustering. In this part, we compare our view construction method with other classical graph data augmentations, including mask feature [66], drop edges [53], add edges [53], and graph diffusion [42]. Concretely, in Table 4, we adopt the data augmentation as randomly dropping 20% edges (“Drop Edges”), or randomly adding 20% edges (“Add Edges”), or graph diffusion (“Diffusion”) with 0.20 teleportation rate, or randomly masking 20% features (“Mask Feature”). From the results, we observe that the performance of commonly used graph augmentations is not comparable with ours. In summary, extensive experiments have demonstrated the effectiveness of the proposed learnable augmentation.

### 3.5 Hyper-parameter Analysis (RQ4)

We verify the sensitivity of  $\alpha$ . The experimental results are shown in Fig.3. The performance will not fluctuate greatly when  $\alpha \in [0.1, 0.9]$ . From these results, we observe that our GraphLearner is insensitive to  $\alpha$  when  $\alpha \in [0.1, 0.9]$ . Due to the limited space, we investigate the influence of the hyper-parameter threshold  $\tau$ . Experimental evidence can be found in Fig. 3 in Appendix.

### 3.6 Visualization Analysis (RQ5)

In this subsection, we visualize the distribution of the learned embeddings to show the superiority of GraphLearner on CORA and AMAP datasets via  $t$ -SNE algorithm [43]. We implement experiments with DAEGC [47], SDCN [1], GCA [69], AutoSSL [17], SUB-LIME [27] and ours. The results are shown in Fig. 2. From the results, we can conclude that GraphLearner better reveals the intrinsic clustering structure.

## 4 RELATED WORK

### 4.1 Contrastive Deep Graph Clustering

Clustering algorithms could be divided into two categories, i.e., traditional clustering [20, 45, 46] and deep clustering [37, 56, 67].



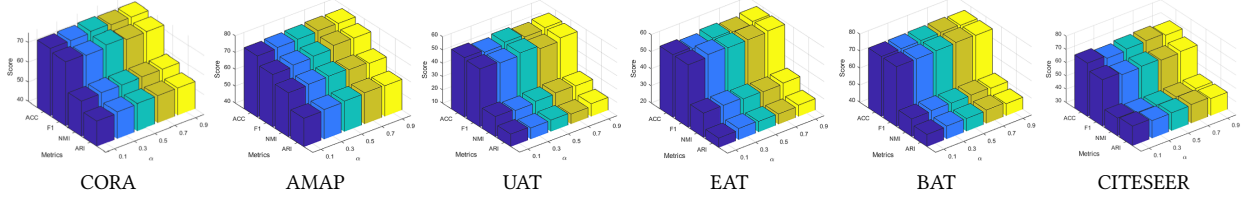


Figure 3: Sensitivity analysis of the hyper-parameter  $\alpha$ .

The existing deep graph clustering methods can be roughly categorized into three classes: generative methods [1, 3, 36, 42, 47, 48, 65], adversarial methods [34, 35, 41], and contrastive methods [4, 12, 24, 26, 53, 66]. In recent years, the contrastive learning has achieved great success in vision [2, 39, 40, 55] and graph [51, 52, 64, 68]. In this paper, we focus on the data augmentation of the contrastive deep graph clustering methods. Concretely, a pioneer AGE [4] conducts contrastive learning by a designed adaptive encoder. Besides, MVGRL [12] generates two augmented graph views. Subsequently, DCRN [24] aims to alleviate the collapsed representation by reducing correlation in both sample and feature levels. Meanwhile, the positive and negative sample selection have attracted great attention of researchers. Concretely, GDCL [66] develops a debiased sampling strategy to correct the bias for negative samples. Although promising performance has been achieved, previous methods generate different graph views by adopting uniform data augmentations like graph diffusion, edge perturbation, and feature disturbance. Moreover, these augmentations are manually selected and can not be optimized by the network, thus limiting performance. To solve this problem, we propose a novel contrastive deep graph clustering framework with fully learnable graph data augmentations.

## 4.2 Data Augmentation in Graph

Graph data augmentation [49, 50] is an important component of contrastive learning. The existing data augmentation methods in graph contrastive learning could rough be divided into three categories, i.e., augment-free methods[19], adaptive augmentation methods [63, 69], and learnable data augmentation methods [17, 38, 54, 62]. AFGRL[19] generates the alternative view by discovering nodes that have local and global information without augmentation. While the diversity of the constructed view is limited, leading to poor performance. Furthermore, to make graph augmentation adaptive to different tasks, JOAO [63] learns the sampling distribution of the predefined augmentation to automatically select data augmentation. GCA [69] proposed an adaptive augmentation with incorporating various priors for topological and semantic aspects of the graph. However, the augmentation is still not learnable in the adaptive augmentation methods. Besides, in the field of graph classification, AD-GCL [38] proposed a learnable augmentation for edge-level while neglecting the augmentations on the node level. More recently, AutoGCL[62] proposed a probability-based learnable augmentation. Although promising performance has been achieved, the previous methods still rely on the existing and predefined data augmentations.

CONVERT [57] places a strong emphasis on the semantic reliability of augmented views by leveraging a reversible perturb-recover network to generate embeddings for these augmented

views. However, it tends to overlook the significance of the underlying graph topology. In this work, we propose a fully learnable augmentation strategy specifically tailored for graph data. To highlight the uniqueness of our approach, we draw comparisons with existing graph data augmentation methodologies. First and foremost, GraphLearner stands out by introducing a fully learnable augmentation approach for graphs. This sets it apart from adaptive augmentation methods such as GCA [69] and JOAO [63], which still rely on predefined augmentations. GraphLearner dynamically generates augmented views using a learnable process, considering both structural and attribute aspects of the graph. Moreover, while existing learnable augmentation methods design specific adaptable strategies, they often lack task-specific adaptability. Most of those methods are always graph classification, e.g., AD-GCL [38] and AutoGCL [62]. In contrast, GraphLearner addresses this limitation by tailoring the augmentation strategy to graph node clustering in an unsupervised scenario. This ensures that the augmentation is not only learnable but also responsive to downstream task results, enhancing its overall effectiveness.

## 5 CONCLUSION

In this work, we propose a fully learnable augmentation method for graph contrastive clustering termed GraphLearner. To be specific, we design a fully learnable augmentation with the structure augmentor and the attribute augmentor to dynamically learn the structure and attribute information, respectively. Besides, an adversarial mechanism is designed to keep cross-view consistency in the latent space while ensuring the diversity of the augmented views. Meanwhile, we propose a two-stage training strategy to obtain more reliable clustering information during the model training. Benefiting from the clustering information, we refine the learned structure with the high-confidence pseudo-label matrix. Moreover, we refine the augmented view with the cross-view sample similarity matrix to further improve the discriminative capability of the learned structure.

Extensive experiments on six datasets demonstrate the effectiveness of our proposed method. In the future, it is worth trying the augmentors designed in GraphLearner for other graph downstream tasks, e.g., node classification and link prediction.

## ACKNOWLEDGMENTS

This work was supported by the National Key R&D Program of China 2020AAA0107100, the Natural Science Foundation of China (project no. 62325604, 62276271, 62306328), and the science and technology innovation Program of Hunan Province under grant No. 2023RC3021.



## REFERENCES

- [1] Deyu Bo, Xiao Wang, Chuan Shi, Meiqi Zhu, Emiao Lu, and Peng Cui. 2020. Structural deep clustering network. In *Proceedings of The Web Conference 2020*. 1400–1410.
- [2] Ting Chen, Simon Kornblith, Mohammad Norouzi, and Geoffrey Hinton. 2020. A simple framework for contrastive learning of visual representations. In *International conference on machine learning*. PMLR, 1597–1607.
- [3] Jiafeng Cheng, Qianqian Wang, Zhiqiang Tao, Deyan Xie, and Quanxue Gao. 2021. Multi-view attribute graph convolution networks for clustering. In *Proceedings of the Twenty-Ninth International Conference on International Joint Conferences on Artificial Intelligence*. 2973–2979.
- [4] Ganqu Cui, Jie Zhou, Cheng Yang, and Zhiyuan Liu. 2020. Adaptive graph encoder for attributed graph embedding. In *Proceedings of the 26th ACM SIGKDD International Conference on Knowledge Discovery & Data Mining*. 976–985.
- [5] Michaël Defferrard, Xavier Bresson, and Pierre Vandergheynst. 2016. Convolutional neural networks on graphs with fast localized spectral filtering. *Advances in neural information processing systems* (2016).
- [6] Zhibin Dong, Jiaqi Jin, Yuyang Xiao, Bin Xiao, Siwei Wang, Xinwang Liu, and En Zhu. 2024. Subgraph Propagation and Contrastive Calibration for Incomplete Multiview Data Clustering. *IEEE Transactions on Neural Networks and Learning Systems* (2024), 1–13. <https://doi.org/10.1109/TNNLS.2024.3350671>
- [7] Ruiyi Fang, Liangjian Wen, Zhao Kang, and Jianzhuang Liu. 2022. Structure-preserving graph representation learning. In *2022 IEEE International Conference on Data Mining (ICDM)*. IEEE, 927–932.
- [8] Yue Feng, Zhen Han, Mingming Sun, and Ping Li. 2022. Multi-hop open-domain question answering over structured and unstructured knowledge. In *Findings of the Association for Computational Linguistics: NAACL 2022*. 151–156.
- [9] Yue Feng, Aldo Lipani, Fanghua Ye, Qiang Zhang, and Emine Yilmaz. 2022. Dynamic schema graph fusion network for multi-domain dialogue state tracking. *arXiv preprint arXiv:2204.06677* (2022).
- [10] Lei Gong, Sihang Zhou, Xinwang Liu, and Wenxuan Tu. 2022. Attributed Graph Clustering with Dual Redundancy Reduction. In *IJCAI*.
- [11] John A Hartigan and Manchek A Wong. 1979. Algorithm AS 136: A k-means clustering algorithm. *Journal of the royal statistical society. series c (applied statistics)* 28, 1 (1979), 100–108.
- [12] Kaveh Hassani and Amir Hosein Khasahmadi. 2020. Contrastive multi-view representation learning on graphs. In *International Conference on Machine Learning*. PMLR, 4116–4126.
- [13] Dayu Hu, Zhibin Dong, Ke Liang, Hao Yu, Siwei Wang, and Xinwang Liu. 2024. High-order Topology for Deep Single-cell Multi-view Fuzzy Clustering. *IEEE Transactions on Fuzzy Systems* (2024).
- [14] Dayu Hu, Ke Liang, Zhibin Dong, Jun Wang, Yawei Zhao, and Kunlun He. 2024. Effective multi-modal clustering method via skip aggregation network for parallel scRNA-seq and scATAC-seq data. *Briefings in Bioinformatics* 25, 2 (2024), bbae102.
- [15] Jincheng Huang, Lun Du, Xu Chen, Qiang Fu, Shi Han, and Dongmei Zhang. 2023. Robust mid-pass filtering graph convolutional networks. In *Proceedings of the ACM Web Conference 2023*. 328–338.
- [16] Jincheng Huang, Jialie Shen, Xiaoshuang Shi, and Xiaofeng Zhu. 2024. On Which Nodes Does GCN Fail? Enhancing GCN From the Node Perspective. In *Forty-first International Conference on Machine Learning*.
- [17] Wei Jin, Xiaorui Liu, Xiangyu Zhao, Yao Ma, Neil Shah, and Jiliang Tang. 2021. Automated self-supervised learning for graphs. *arXiv preprint arXiv:2106.05470* (2021).
- [18] Thomas N Kipf and Max Welling. 2017. Semi-supervised classification with graph convolutional networks. In *International Conference on Learning Representations*.
- [19] Namkyeong Lee, Junseok Lee, and Chanyoung Park. 2021. Augmentation-Free Self-Supervised Learning on Graphs. *arXiv preprint arXiv:2112.02472* (2021).
- [20] Xingfeng Li, Yinghui Sun, Quansen Sun, Zhenwen Ren, and Yuan Sun. 2023. Cross-view graph matching guided anchor alignment for incomplete multi-view clustering. *Information Fusion* 100 (2023), 101941.
- [21] Ke Liang, Lingyuan Meng, Meng Liu, Yue Liu, Wenxuan Tu, Siwei Wang, Sihang Zhou, Xinwang Liu, Fuchun Sun, and Kunlun He. 2024. A survey of knowledge graph reasoning on graph types: Static, dynamic, and multi-modal. *IEEE Transactions on Pattern Analysis and Machine Intelligence* (2024).
- [22] Ke Liang, Lingyuan Meng, Sihang Zhou, Wenxuan Tu, Siwei Wang, Yue Liu, Meng Liu, Long Zhao, Xiangjun Dong, and Xinwang Liu. 2024. MINES: Message Intercommunication for Inductive Relation Reasoning over Neighbor-Enhanced Subgraphs. In *Proceedings of the AAAI Conference on Artificial Intelligence*, Vol. 38. 10645–10653.
- [23] Yue Liu, Ke Liang, Jun Xia, Sihang Zhou, Xihong Yang, Xinwang Liu, and Z. Stan Li. 2023. Dink-Net: Neural Clustering on Large Graphs. In *Proc. of ICML*.
- [24] Yue Liu, Wenxuan Tu, Sihang Zhou, Xinwang Liu, Linxuan Song, Xihong Yang, and En Zhu. 2022. Deep Graph Clustering via Dual Correlation Reduction. In *AAAI Conference on Artificial Intelligence*.
- [25] Yue Liu, Jun Xia, Sihang Zhou, Siwei Wang, Xifeng Guo, Xihong Yang, Ke Liang, Wenxuan Tu, Z. Stan Li, and Xinwang Liu. 2022. A Survey of Deep Graph Clustering: Taxonomy, Challenge, and Application. *arXiv preprint arXiv:2211.12875* (2022).
- [26] Yue Liu, Xihong Yang, Sihang Zhou, Xinwang Liu, Siwei Wang, Ke Liang, Wenxuan Tu, and Liang Li. 2023. Simple contrastive graph clustering. *IEEE Transactions on Neural Networks and Learning Systems* (2023).
- [27] Yixin Liu, Yu Zheng, Daokun Zhang, Hongxu Chen, Hao Peng, and Shirui Pan. 2022. Towards unsupervised deep graph structure learning. In *Proceedings of the ACM Web Conference 2022*. 1392–1403.
- [28] Yue Liu, Sihang Zhou, Xinwang Liu, Wenxuan Tu, and Xihong Yang. 2022. Improved Dual Correlation Reduction Network. *arXiv preprint arXiv:2202.12533* (2022).
- [29] Erxue Min, Da Luo, Kangyi Lin, Chunzhen Huang, and Yang Liu. 2023. Scenario-Adaptive Feature Interaction for Click-Through Rate Prediction. In *Proceedings of the 29th ACM SIGKDD Conference on Knowledge Discovery and Data Mining*. 4661–4672.
- [30] Erxue Min, Yu Rong, Tingyang Xu, Yatao Bian, Da Luo, Kangyi Lin, Junzhou Huang, Sophia Ananiadou, and Peilin Zhao. 2022. Neighbour interaction based click-through rate prediction via graph-masked transformer. In *Proceedings of the 45th International ACM SIGIR Conference on Research and Development in Information Retrieval*. 353–362.
- [31] Yujie Mo, Yajie Lei, Jialie Shen, Xiaoshuang Shi, Heng Tao Shen, and Xiaofeng Zhu. 2023. Disentangled Multiplex Graph Representation Learning. In *ICML*, Vol. 202. 24983–25005.
- [32] Yujie Mo, Feiping Nie, Ping Hu, Heng Tao Shen, Zheng Zhang, Xinchao Wang, and Xiaofeng Zhu. 2024. Self-Supervised Heterogeneous Graph Learning: a Homophily and Heterogeneity View. In *ICLR*.
- [33] Nairooz Mirabab, Mohamed Bouguessa, Mohamed Fawzi Touati, and Riadh Ksantini. 2021. Rethinking Graph Auto-Encoder Models for Attributed Graph Clustering. *arXiv preprint arXiv:2107.08562* (2021).
- [34] Shirui Pan, Ruiqi Hu, Sai-fu Fung, Guodong Long, Jing Jiang, and Chengqi Zhang. 2019. Learning graph embedding with adversarial training methods. *IEEE transactions on cybernetics* 50, 6 (2019), 2475–2487.
- [35] Shirui Pan, Ruiqi Hu, Guodong Long, Jing Jiang, Lina Yao, and Chengqi Zhang. 2018. Adversarially regularized graph autoencoder for graph embedding. In *Proceedings of the 27th International Joint Conference on Artificial Intelligence*. 2609–2615.
- [36] Zhihao Peng, Hui Liu, Yuheng Jia, and Junhui Hou. 2021. Attention-driven Graph Clustering Network. In *Proceedings of the 29th ACM International Conference on Multimedia*. 935–943.
- [37] Yuan Sun, Yang Qin, Yongxiang Li, Dezhong Peng, Xi Peng, and Peng Hu. 2024. Robust Multi-View Clustering with Noisy Correspondence. *IEEE Transactions on Knowledge and Data Engineering* (2024).
- [38] Susheel Suresh, Pan Li, Cong Hao, and Jennifer Neville. 2021. Adversarial graph augmentation to improve graph contrastive learning. *Advances in Neural Information Processing Systems* 34 (2021), 15920–15933.
- [39] Cheng Tan, Zhangyang Gao, Lirong Wu, Jun Xia, Jiangbin Zheng, Xihong Yang, Yue Liu, Bozhen Hu, and Stan Z Li. 2024. Cross-gate mlp with protein complex invariant embedding is a one-shot antibody designer. In *Proceedings of the AAAI Conference on Artificial Intelligence*, Vol. 38. 15222–15230.
- [40] Cheng Tan, Siyuan Li, Zhangyang Gao, Wenfei Guan, Zedong Wang, Zicheng Liu, Lirong Wu, and Stan Z Li. 2023. Openstl: A comprehensive benchmark of spatio-temporal predictive learning. *Advances in Neural Information Processing Systems* 36 (2023), 69819–69831.
- [41] Zhiqiang Tao, Hongfu Liu, Jun Li, Zhaowen Wang, and Yun Fu. 2019. Adversarial graph embedding for ensemble clustering. In *International Joint Conferences on Artificial Intelligence Organization*.
- [42] Wenxuan Tu, Sihang Zhou, Xinwang Liu, Xifeng Guo, Zhiping Cai, Jieren Cheng, et al. 2020. Deep Fusion Clustering Network. *arXiv preprint arXiv:2012.09600* (2020).
- [43] Laurens Van der Maaten and Geoffrey Hinton. 2008. Visualizing data using t-SNE. *Journal of machine learning research* 9, 11 (2008).
- [44] Petar Veličković, Guillem Cucurull, Arantxa Casanova, Adriana Romero, Pietro Lio, and Yoshua Bengio. 2017. Graph attention networks. *arXiv preprint arXiv:1710.10903* (2017).
- [45] Xinhang Wan, Jiyuan Liu, Xinwang Liu, Yi Wen, Hao Yu, Siwei Wang, Shengju Yu, Tianjiao Wan, Jun Wang, and En Zhu. [n.d.]. Decouple then Classify: A Dynamic Multi-view Labeling Strategy with Shared and Specific Information. In *Forty-first International Conference on Machine Learning*.
- [46] Xinhang Wan, Bin Xiao, Xinwang Liu, Jiyuan Liu, Weixuan Liang, and En Zhu. 2024. Fast Continual Multi-View Clustering With Incomplete Views. *IEEE Transactions on Image Processing* 33 (2024), 2995–3008.
- [47] Chun Wang, Shirui Pan, Ruiqi Hu, Guodong Long, Jing Jiang, and Chengqi Zhang. 2019. Attributed graph clustering: A deep attentional embedding approach. *arXiv preprint arXiv:1906.06532* (2019).
- [48] Chun Wang, Shirui Pan, Guodong Long, Xingquan Zhu, and Jing Jiang. 2017. Mgae: Marginalized graph autoencoder for graph clustering. In *Proceedings of the 2017 ACM on Conference on Information and Knowledge Management*. 889–898.
- [49] Yiwei Wang, Wei Wang, Yuxuan Liang, Yujun Cai, and Bryan Hooi. 2021. Mixup for node and graph classification. In *Proceedings of the Web Conference 2021*.

- 3663–3674.
- [50] Yiwei Wang, Wei Wang, Yuxuan Liang, Yujun Cai, Juncheng Liu, and Bryan Hooi. 2020. Nodeaug: Semi-supervised node classification with data augmentation. In *Proceedings of the 26th ACM SIGKDD International Conference on Knowledge Discovery & Data Mining*. 207–217.
- [51] Jun Xia, Lirong Wu, Jintao Chen, Bozhen Hu, and Stan Z Li. 2022. SimGRACE: A Simple Framework for Graph Contrastive Learning without Data Augmentation. *arXiv preprint arXiv:2202.03104* (2022).
- [52] Jun Xia, Lirong Wu, Ge Wang, Jintao Chen, and Stan Z Li. 2022. Progcl: Rethinking hard negative mining in graph contrastive learning. In *International Conference on Machine Learning*. PMLR, 24332–24346.
- [53] Wei Xia, Qianqian Wang, Quanxue Gao, Ming Yang, and Xinbo Gao. 2022. Self-consistent Contrastive Attributed Graph Clustering with Pseudo-label Prompt. *IEEE Transactions on Multimedia* (2022). <https://doi.org/10.1109/TMM.2022.3213208>
- [54] Bo Yang, Xiao Fu, Nicholas D Sidiropoulos, and Mingyi Hong. 2017. Towards k-means-friendly spaces: Simultaneous deep learning and clustering. In *international conference on machine learning*. PMLR, 3861–3870.
- [55] Xihong Yang, Xiaochang Hu, Sihang Zhou, Xinwang Liu, and En Zhu. 2022. Interpolation-Based Contrastive Learning for Few-Label Semi-Supervised Learning. *IEEE Transactions on Neural Networks and Learning Systems* (2022), 1–12. <https://doi.org/10.1109/TNNLS.2022.3186512>
- [56] Xihong Yang, Jin Jiaqi, Siwei Wang, Ke Liang, Yue Liu, Yi Wen, Suyuan Liu, Sihang Zhou, Xinwang Liu, and En Zhu. 2023. Dealmvc: Dual contrastive calibration for multi-view clustering. In *Proceedings of the 31st ACM International Conference on Multimedia*. 337–346.
- [57] Xihong Yang, Cheng Tan, Yue Liu, Ke Liang, Siwei Wang, Sihang Zhou, Jun Xia, Stan Z Li, Xinwang Liu, and En Zhu. 2023. Convert: Contrastive graph clustering with reliable augmentation. In *Proceedings of the 31st ACM International Conference on Multimedia*. 319–327.
- [58] Xihong Yang, Yiqi Wang, Jin Chen, Wenqi Fan, Xiangyu Zhao, En Zhu, Xinwang Liu, and Defu Lian. 2024. Dual Test-time Training for Out-of-distribution Recommender System. *arXiv preprint arXiv:2407.15620* (2024).
- [59] Xihong Yang, Yiqi Wang, Yue Liu, Yi Wen, Lingyuan Meng, Sihang Zhou, Xinwang Liu, and En Zhu. 2024. Mixed Graph Contrastive Network for Semi-Supervised Node Classification. *ACM Trans. Knowl. Discov. Data* (feb 2024). <https://doi.org/10.1145/3641549>
- [60] Mingjia Yin, Hao Wang, Wei Guo, Yong Liu, Suojuan Zhang, Sirui Zhao, Defu Lian, and Enhong Chen. 2024. Dataset Regeneration for Sequential Recommendation. *arXiv preprint arXiv:2405.17795* (2024).
- [61] Mingjia Yin, Hao Wang, Xiang Xu, Likang Wu, Sirui Zhao, Wei Guo, Yong Liu, Ruiming Tang, Defu Lian, and Enhong Chen. 2023. APGL4SR: A Generic Framework with Adaptive and Personalized Global Collaborative Information in Sequential Recommendation. In *Proceedings of the 32nd ACM International Conference on Information and Knowledge Management*. 3009–3019.
- [62] Yihang Yin, Qingzhong Wang, Siyu Huang, Haoyi Xiong, and Xiang Zhang. 2022. Autogcl: Automated graph contrastive learning via learnable view generators. In *Proceedings of the AAAI Conference on Artificial Intelligence*, Vol. 36. 8892–8900.
- [63] Yuning You, Tianlong Chen, Yang Shen, and Zhangyang Wang. 2021. Graph contrastive learning automated. In *International Conference on Machine Learning*. PMLR, 12121–12132.
- [64] Yuning You, Tianlong Chen, Yongduo Sui, Ting Chen, Zhangyang Wang, and Yang Shen. 2020. Graph contrastive learning with augmentations. *Advances in Neural Information Processing Systems* 33 (2020), 5812–5823.
- [65] Xiaotong Zhang, Han Liu, Qimai Li, and Xiao-Ming Wu. 2019. Attributed graph clustering via adaptive graph convolution. In *Proceedings of the 28th International Joint Conference on Artificial Intelligence*. 4327–4333.
- [66] Han Zhao, Xu Yang, Zhenru Wang, Erkun Yang, and Cheng Deng. 2021. Graph debiased contrastive learning with joint representation clustering. In *Proc. IJCAI*. 3434–3440.
- [67] Qun Zheng, Xihong Yang, Siwei Wang, Xinru An, and Qi Liu. 2024. Asymmetric double-winged multi-view clustering network for exploring diverse and consistent information. *Neural Networks* (2024), 106563.
- [68] Yanqiao Zhu, Yichen Xu, Feng Yu, Qiang Liu, Shu Wu, and Liang Wang. 2020. Deep Graph Contrastive Representation Learning. In *ICML Workshop on Graph Representation Learning and Beyond*. <http://arxiv.org/abs/2006.04131>
- [69] Yanqiao Zhu, Yichen Xu, Feng Yu, Qiang Liu, Shu Wu, and Liang Wang. 2021. Graph contrastive learning with adaptive augmentation. In *Proceedings of the Web Conference 2021*. 2069–2080.