

Style transfer and classification in hebrew news items

Nir Weingarten

Reichman university, Israel

nir.weingarten@post.idc.ac.il

1 Introduction

Hebrew was classified as a Morphological Rich Language (MRL) by Tsarfaty et al. (2010). As such prefixes and suffixes are appended to words to change their grammatical meaning. This structure has been shown by Tsarfaty et al (2019) to result in inherent morphological ambiguity in the language. For this reason, amongst others, Hebrew NLP algorithms lag behind other non MRL languages.

Recent developments in NLP, and new research in the field of Hebrew NLP bring promising prospects. In this work we implement, modify and examine two different Transformer based architectures for two Hebrew NLP tasks. We performed style transfer augmented text generation and classification of news items using a Vanilla Bert-like transformer, and a fine-tuned version of HeBert (Chirqui and Yahav, 2020). The learning in both cases was done over data scraped from online news archives.

2 Related Works

Both the text generator and the classifier presented in this work are self-attention based transformers, using the same architecture described by Vaswani, Shazeer, Parmar, Uszkoreit, Jones, Gomez, Kaiser and Polosukhin in their paper Attention is All you Need (2017). Transformers are a neural net architecture designed to utilize *attention* (and *attention* only) to harvest context information in sequence transduction tasks. Older Recurrent neural net models utilized *cross-attention* to infer context in sequence-to-sequence transduction tasks. Recurrent neural nets (RNN), Long short term memory neural nets (LSTM) and gated RNNs (GRUs) all generate a sequence of hidden states - h_t - as a function of the input for time t and the previous hidden state h_{t-1} . While this allows the neural net to learn and utilize context for each time t , context from far away positions is diminished as the same hidden state vector is overloaded with information. To solve this

problem a *cross-attention* mechanism was developed - *cross-attention* uses a weighted average of the different hidden states for each position, instead of one overloaded hidden vector. The weights of this weighted average are learned, allowing the network to decide when to give more 'attention' to different parts of the sequence, thus never overloading the hidden vector. Transformers introduced a new type of attention - *self attention* - which discards recurrence all together in favor a new attention model. Transformers are built out of *attention heads* where each input x is embedded to some k dimensional vector and then undergoes three linear layers (separately) to produce three new vectors - Q (*Query*), K (*Key*) and V (*Value*). We proceed to compute a dot product of the *Query* vector of each input x and the *Key* vectors of all other inputs in the sequence. This yields us a new vector A the length of the input sequence. A is than used as a weights vector to compute a context vector M in the same fashion as in *cross-attention*. Thus transformers can easily and quickly maintain context from any part of the sequence. Stacking many *attention-heads* yields more robust learning, and the architecture is well suited for transfer learning.

A very popular recent adaptation of transformers in NLP is BERT - Bidirectional Transformers for Language Understanding (Devlin, Chang, Lee, Toutanova 2018). BERT is used in both the classifier and partly in the text generator in this work. BERT is an architecture designed to allow pretraining of strong and robust language models over unlabeled text bidirectionally (ie conditioning on both left and right context in all layers). Such a pre trained BERT model can later be fine-tuned for a specific NLP task and a specific text corpus (of that same language). Fine tuning a BERT model is extremely quick and results in state of the art performance . BERT pre-trained networks consists of many 'blocks' where each block consists of several self-attention heads a residual connection, layer normalization and feed forward layers.

A recent major development in the field of Hebrew NLP was the introduction of HeBERT (Chirqui and Yahav, 2020). HeBert is a new and powerful pre-trained BERT variant for Hebrew shown to outperform all other Hebrew NLP models on various language tasks such as Emotion detection, Fill-the-blank, NER, POS and sentiment analysis. Hebrew is considered a MRL language and as such needs more processing to disambiguate text. To solve this task the creators of HeBERT have tested various methods to tokenize Hebrew text in their paper. Different methods were empirically tested: char tokenization , different sub-words based tokenization, morpheme-based and Finally, word based tokenization. They've observed similar performance between between different sub-words based variants for unsupervised tasks, where char-based tokenization outperformed other methods in the Fill-in-the-blank task. For supervised tasks a 30K long sub-word tokenizer based on the YAP parser was used and shown to yield the best results.

YAP ('Yet Another Parser') - a joint morpho-syntactic parsing framework for processing Modern Hebrew texts (More and Tsarfaty, 2016). YAP is an extension of Zhang and Clarks's structure-prediction framework (2011). YAP receives a complete *Morphological Analysis* (MA) of some input text in the form of a *lattice* graph structure. The *lattice* structure contains all possible morphological analysis of the input text sequence, and each adjacent path in the graph represents a possible morphological segmentation of the sequence. Each morphological segmentation is used to build a dependency tree. Thus there are many dependencies trees (exponential to the number of possible paths). YAP proceeds to process the MA it two parallel dependent tasks: *Morphological Disambiguation* and *Dependency parsing*: The task of *Morphological Disambiguation* (MD) is to produce the most likely lattice-path out of a *Morphological Analysis* (MA). The task of *Dependency parsing* (DEP) is to select the most likely dependency tree for a given path. For some text input x YAP jointly predicts a tuple $(MD(x), DEP(x))$. The predicted MD and DEP correspond with one another and are the analysis of the sentence with the highest probability.

Another variant of the original transformer model that was considered as a base for the classification task is the Multilingual Bert - mBert (Devlin, 2018). mBert was trained on 104 different languages from different families and has been shown by Wu and Dredze (2019) to have high performance as a zero-shot language transfer tasks. HeBert was shown to outperform mBert in classification tasks as shown in the HeBert paper.

Uniform manifold approximation and projection (UMAP) Leland, McInnes, Healy and Melville (2018), is a non-linear dimensionality-reduction technique for the analysis and presentation of any type of high-dimensional data. We've used UMAP to visualize embeddings of article titles. UMAP works by constructing a high dimensional graph representing the data then optimizes a low-dimensional graph to be as structurally similar as possible. This problem was previously addressed by T-SNE. The UMAP algorithm has two stages: 1. Building a weighted graph between nodes (data points) where weights are the likelihood that two points are connected (optimizing the weights). This is done with a balance between global and local considerations. Locally, weights are calculated so that a point is 'close' to its n-nearest neighbors (local distance weigh less in sparsely populated areas and more in dense areas). Globally, it reduces the likelihood of connection as distance grows. 2. Constructing a low dimension (layout) graph that is as similar as possible to the weighted, optimized, graph.

3 Solution

3.1 General approach

3.1.1 Data collection and preprocessing

Data was collected from online news portal archives using a specially built python web scraper. We've decided to scrape news data rather than use an existing Hebrew dataset as it featured a large amount of labeled data, including meta-data that could be used for style transfer. Such meta data such as tags appended for each article or the authors name and time of release would be later used for style transfer and were collected in later versions of the scraper. Furthermore, the news portals that feed our collective consciousness are an interesting corpus to study, as their analysis and tracing might reveal insights about our society and discourse.

3.1.2 Article title classification

A pre-trained HeBert sentiment analysis binary classifier was modified and fine tuned to classify article titles to the news section of which they came.

We've also considered the mBert net for this task, but decided to follow through with HeBert as it was shown to yield superior results. The only HeBert variant publically available is the binary sentiment analysis version which is built for a slightly different task, but since Bert and HeBert in particular is first trained on an independent corpus and than only fine tuned to a specific task we assumed the pre trained model behind the sentiment-analysis model will be a strong Hebrew language model, regardless of the task for which it was fine-tuned.

3.1.3 Text generation and style transfer

As HeBert uses a YAP based tokenizer we we're unable to fine tune it for text generation, as the generated tokens will not form a readable language. Moreover, to include style transfer we would need an untrained network and preferably one that is easily modified. Thus, we've decided to train our own Bert-like encoder based text generator using char tokenization as it was shown in the HeBert paper to yield the best performance in unsupervised Hebrew tasks. Style transfer was achived by concating meta data about each char to it's embedded vector. Different ways to concat this data were tested.

3.2 Design

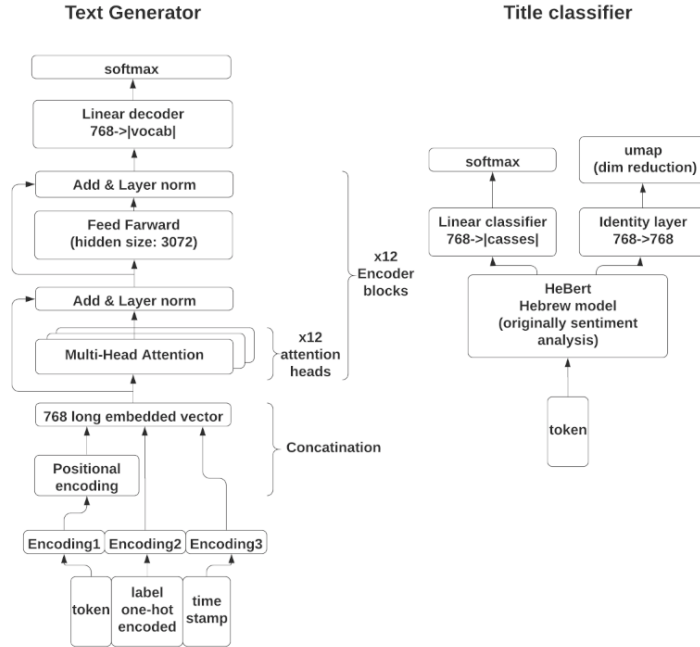


Figure 1: Network architecture

3.2.1 Data collection and preprocessing

We've collected over 1 GB of labeled data from online news portal archives using a specially built python scraper that iterated over all articles in the archive since 1.1.2000. We chose to collect articles from 11 different news sections: (Military, Law and Justice, Health and Education, World Economy, Israeli Economy, General, Politics, Soccer, Palestinians, Sex and Sex and relationships) - many other news sections were left out. Each article was collected into the following fields: Main title, Sub title, Article body, Label (news section), Author, Time of release, Tags added. For text generation each article was also processed in the following lines:

```
"[SOS] main title [SEP1] sub title [SEP2] article_body [PAD] [EOS]"
```

Each lines was truncated to 512 tokens, where the line was shorter than 512 padding was applied.

3.2.2 Article title classification

To adapt the HeBert sentiment analysis network for a multi-label classification task we've simply replaced the final linear layer with a new blank one of the right dimension and used CrossEntropy instead of BinaryCrossEntropy for a loss function. The original HeBert YAP based 30K long tokenizer was downloaded from the transformers repository and used to tokenize the titles. A max length of 50 was chosen for every title. After fine-tuning the net we proceeded to perform dimensionality reduction on the output of it's final transformer layer (before the linear classifier). We will use this reduction to plot a 2D approximation of the representation of the classified items by our neural net, and gain further insight about it's inner workings. In title the final 'loaded' token was used for classification.

3.2.3 Text generation and style transfer

The text generator net is built similarly to the Bert model and consists of an encoding layer, 12 layers of transformer encoder blocks and a final linear decoder layer activated by softmax. Two different approaches for embedding were tested: For each token it's 'news section' and 'time of release' data are processed into either a 10d long embedded vector using two linear layers, or a 2d long vector using simple min-max normalization. The token itself is processed to either a 758 or 766 long vector corresponding. The token and style vectors were concatenated to a 768 long vector which was fed into the net. Each transformer block contains 12 self attention blocks, a layer norm and residual connection followed by a feed forward network. Finally, a final soft maxed linear layer was used as a decoder. During training a square attention mask was used for each 512 long sequence. To generate text a start string, news section and time stamp are given to the generator, which recursively feeds the trained model with longer and longer sequences until the model generates a [EOS] token or the 512 token limit is reached.

4 Experimental results

4.0.1 Article title classification

Data was scrambled and split 0.9-0.1 train and validation. The classification model reached an accuracy of 0.83 on validation set after three training Epochs using SGD and wAdam optimizer, each epoch taking less than 15 minutes on a Tesla p100-pcie-16gb GPU. Further training did not improve the results.

Examples of titles that have been correctly classified:

News section classification	Article title (Hebrew)
General (כללי)	בת 60 נהרגה בתאונת דרכים בעוטף עזה
Law and Justice (משפט ופילי) (משפט ופילי)	אדם אבוטובל נעצר: נגב אופנתו במטרה לפגוע
World economics (כלכלה עולמית)	האצת באופלציה בנוש האירו בספטמבר
Military (צבאי)	חיילים התבקשו לספר: "משורו מצחיק מצוק איתן"

Figure 2: Correct classifications

Examples of incorrect classifications:

Correct classification	Predicted classification	Article title (Hebrew)
Israel economics (כלכלה ישראל)	General (כללי)	14% מתושבי ישראל מוותרים לעיתים על אוכל בגלל עוני
Military (צבאי)	Palestinians (פלסטינים)	היום: שביתה כללית ברשות הפלסטינית
World economics (כלכלה עולמית)	General (כללי)	למי העליה היעלמותו של סדאם חושיין?
Health and education (בריאות וחינוך)	General (כללי)	כמויות מוט גדולות והמו לירקון

Figure 3: Incorrect classifications

Casting of each title's latent representation to a 2D array yielded the following scatter plot:

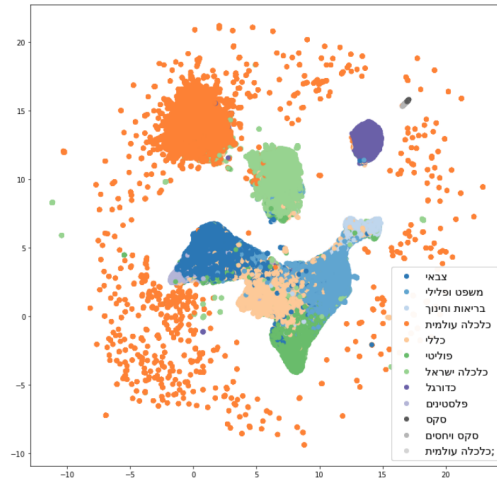


Figure 4: Scatter plot of scaled dim reduced latent representations

Further analysis of this graph and it's implementations on appendix A.

4.1 Article generator

Both models trained for 20 Epochs on a Tesla p100-pcie-16gb GPU exhibited very similar loss and perplexity metrics on the validation set. The model started to overfit after 20

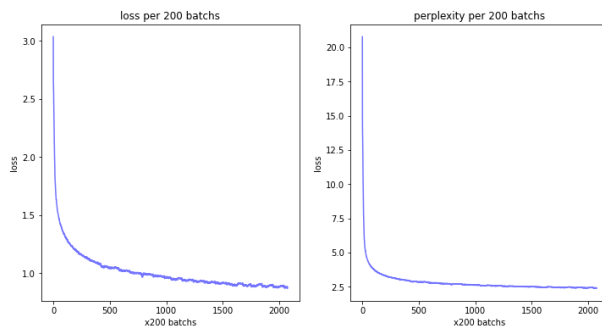


Figure 7: Train loss and perplexity - text generator

5 Discussion

Despite the ambiguity and morphological richness of Hebrew, it is evident that transformers in general and Bert in particular are good tools for quick and transferable Hebrew models. Using the right tokenization and architecture and sufficient data Transformers can be used to generate compelling text and accurate classification. Furthermore, we find that rich style transfer is easily attained in transformers using simple concatenation in the embedding layer. Assuming an accurate model infers an accurate latent representation of it's items, we can use the trained model to examine different text sequences in the context of the learned corpus. Casting such items on a 2D scatter plot yields a visual tool to hypothesis and deduct qualitative conclusions. For example, dense clusters can be assumed to be news sections that are more focused in content, while sparse clusters come from news sections that cover many varying topics. Close clusters are of news sections that cover closely related possibly covering the same topics or having the same writers, far away clusters the opposite. Furthermore, sequences that are not article titles can be ran through the net and casted on the scatter plot - assuming all of the above, their location will reveal their place in the discourse of the corpus that has been learned. Examples of such castings are shown in appendix A.

Further work can be done on these two models: scraping more data from more news sections and possibly more news portals, learning style for author and tags. Char vocabulary should be pruned to allow quicker learning. Finally, the pretrained generator should be tested as a pre-trained Hebrew model for various fine tuning NLP tasks.

6 Code

Link to the github repository with the model notebooks:

<https://github.com/hopl1t/whynet.git>

References

Tsarfaty R, Seddah D, Goldberg Y, K"ubler S, Versley Y, Candito M, Foster J, Rehbein I, Tounsi L (2010) Statistical parsing of morphologically rich languages (spmrl) what, how and whither. Proceedings of the NAACL HLT 2010 First Workshop on Statistical Parsing of Morphologically-Rich Languages, 1–12.

Jacob Devlin. 2018. Multilingual bert readme document

Reut Tsarfaty, Amit Seker, Shoval Sadde, Stav Klein. 2019. What is wrong with Hebrew NLP? And how to make it right

Amir More and Reut Tsarfaty. 2016. Data-driven morphological analysis and disambiguation for morphologically rich languages and universal dependencies. In Proceedings of COLING, pages 337–348. The COLING 2016 Organizing Committee.

Yue Zhang and Stephen Clark. 2011. Syntactic processing using the generalized perceptron and beam search. Computational Linguistics, 37(1):105–151.

Avihay Chirqui and Inbal Yahav. 2020. HeBERT & HebEMO: a Hebrew BERT model and a tool for polarity analysis and emotion recognition

Yue Zhang and Stephen Clark. 2011. Syntactic processing using the generalized perceptron and beam search. Computational Linguistics, 37(1):105–151.

Yue Zhang and Joakim Nivre. 2011. Transition-based dependency parsing with rich non-local features. In Proceedings of the ACL, HLT '11, pages 188–193, Stroudsburg, PA, USA. ACL.

Vaswani, Shazeer, Parmar, Uszkoreit, Jones, Gomez, Kaiser, Polosukhin. 2017. Attention is All you Need.

Devlin, Chang, Lee, Toutanova. 2018. BERT: Pre-training of Deep Bidirectional transformers for Language Understanding.

McInnes, L., Healy, Melville J. 2018. UMAP: uniform manifold approximation and projection for dimension reduction

A Appendix A - more scatter plots

These are scatter plots produced via dimensionality reduction on latent representations of the titles of articles from the training data. In each plot an additional word or phrase were

ran through the classifier net and their latent representation cast on the same scatter plot with the training set titles. The additional plot is in black. We observe, for example, that sequence “Benjamin Nethanyahu” is positioned in the middle of the Politics section, the sequence “Gabi Ashkenazi” is positioned at the border between the Politics and Military sections, and the sequence “Moshe Katzav” is at the border between the Politics and Law and Justice sections.

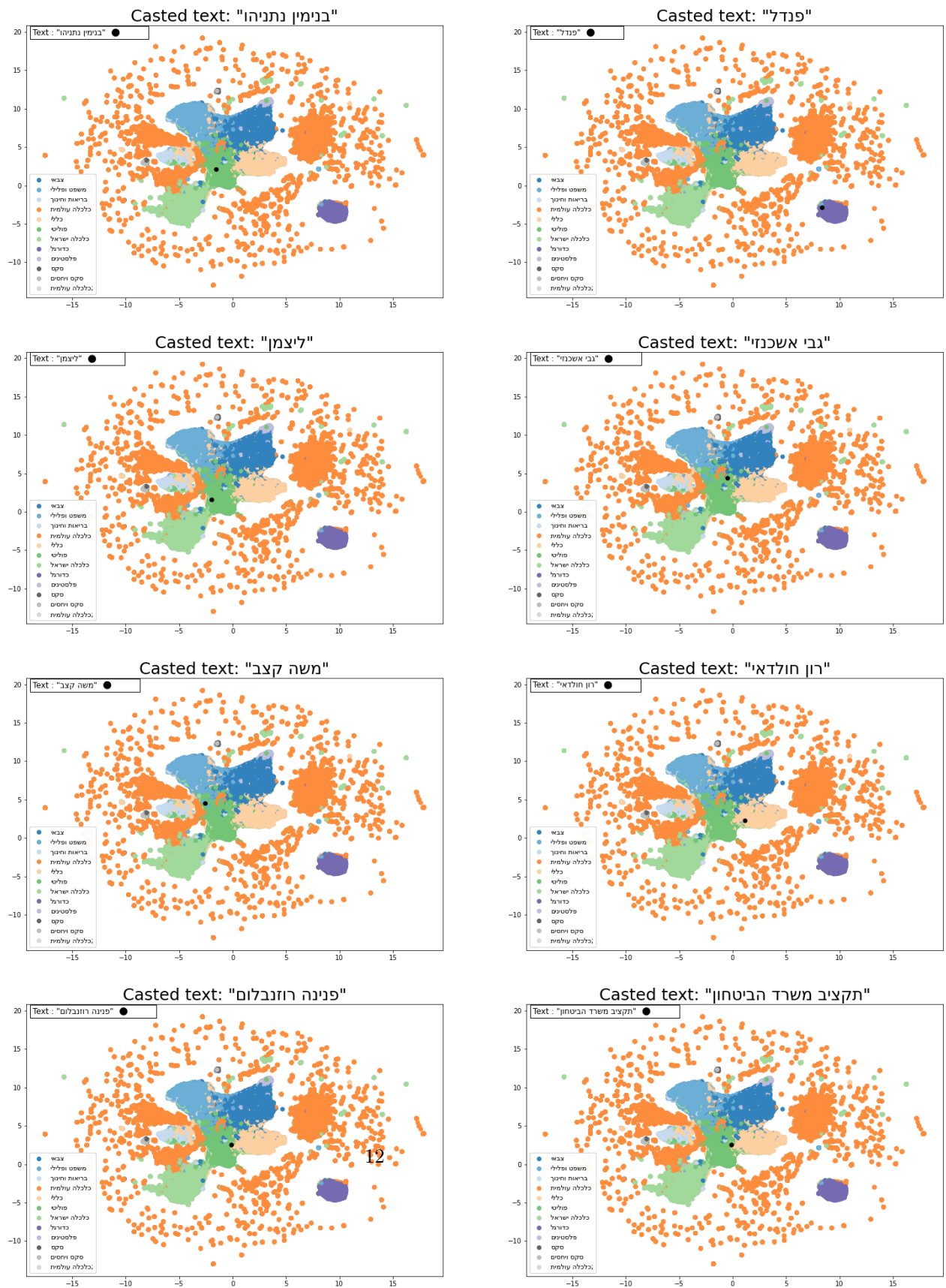


Figure 8: Casted text

