

Generalizing Gaze Estimation with Weak-Supervision from Synthetic Views

Evangelos Ververas¹ Polydefkis Gkagkos¹ Jiankang Deng¹ Michail Christos Doukas^{1,2}

Jia Guo³ Stefanos Zafeiriou^{1,2}

¹Huawei Technologies, London, UK ²Imperial College London, UK ³InsightFace

{evangelos.ververas, polydefkis.gkagkos, jiankang.deng, michail.christos.doukas, stefanos.zafeiriou}@huawei.com guojia@gmail.com

Abstract

Developing gaze estimation models that generalize well to unseen domains and in-the-wild conditions remains a challenge with no known best solution. This is mostly due to the difficulty of acquiring ground truth data that cover the distribution of possible faces, head poses and environmental conditions that exist in the real world. In this work, we propose to train general gaze estimation models based on 3D geometry-aware gaze pseudo-annotations which we extract from arbitrary unlabelled face images, which are abundantly available in the internet. Additionally, we leverage the observation that head, body and hand pose estimation benefit from revising them as dense 3D coordinate prediction, and similarly express gaze estimation as regression of dense 3D eye meshes. We overcome the absence of compatible ground truth by fitting rigid 3D eyeballs on existing gaze datasets and design a multi-view supervision framework to balance the effect of pseudo-labels during training. We test our method in the task of gaze generalization, in which we demonstrate improvement of up to 30% compared to state-of-the-art when no ground truth data are available, and up to 10% when they are. The project material will become available for research purposes.

1. Introduction

Eye gaze serves as a cue for understanding human behavior and intents, including attention, communication and mental state. As a result, gaze information has been exploited by a lot of applications of various fields of interest, ranging from medical and psychological analysis [7, 35, 60] to human-computer interaction [3], efficient rendering in VR/AR headset systems [5, 8, 37], virtual character animation [55, 73] and driver state monitoring [32, 48].

Several gaze datasets have become available in the last decade [18, 20, 33, 40, 50, 57, 58, 75, 77], which have contributed to the recent progress in automatic 3D gaze esti-

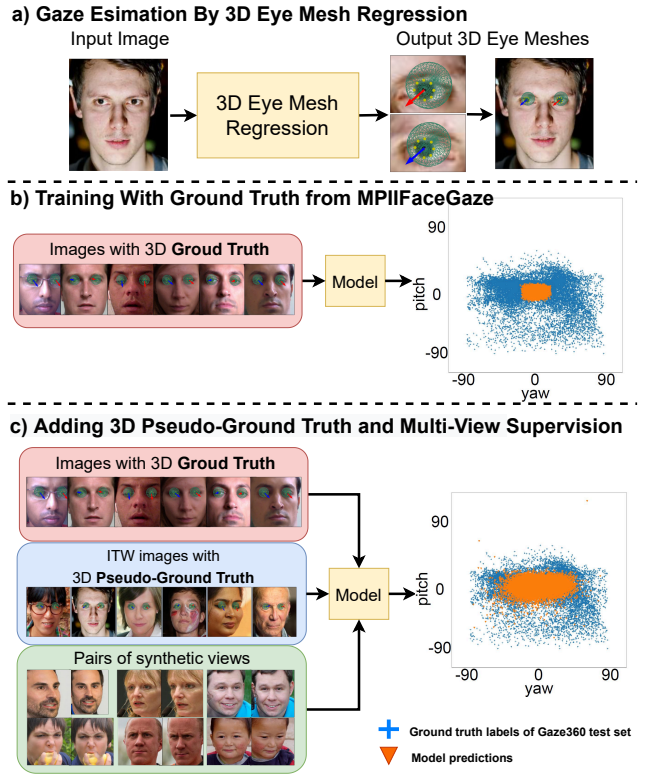


Figure 1. Overview of our method to improve gaze estimation generalization. a) We approach 3D gaze estimation as dense 3D eye mesh regression, which is robust against sparse prediction errors. b) Domain generalization is one of the hardest challenges in gaze estimation. Training with common gaze datasets often results in poor cross-dataset performance. c) Our multi-view supervision method employs pseudo-labels from in-the-wild face images to close the gap between controlled and in-the-wild datasets.

mation from monocular RGB images. However, collecting gaze datasets is a costly and challenging process which often restricts them being captured in controlled environments and consisting of limited unique identities, thus lacking variation compared to data from the real world. This causes the most common challenge in gaze estimation, which is

cross-domain and in-the-wild generalization. Nevertheless, images and videos of people in-the-wild are abundantly available in the internet. Thus, a reasonable question is: *“Is it possible to utilize in-the-wild face images for improving generalization of gaze-estimation models?”*.

In this work, we propose a method to extract valuable gaze information from arbitrary, unlabeled face images, based on 3D gaze pseudo-annotations and recent advancements in training CNNs for head, body and hand pose estimation based on weak-supervision [6, 15, 29, 42, 61]. In particular, we design a simple pipeline to automatically generate robust 3D gaze pseudo-labels based on the 3D shape of the face and eyes, without having prior gaze information. To regularize inconsistencies of automatic label generation, we implement a geometric multi-view constraint which encourages our model to maintain prediction consistency between multiple synthetic views of the same subject.

Typically, 3D gaze estimation is expressed as a direct mapping between input images and the 3D gaze vector or spherical coordinates [10, 40, 50, 66, 78], or sparse representations of the eyes which are used to calculate the gaze direction [52, 53, 62]. Nevertheless, it has been shown that unconstrained face and body pose estimation from single images benefit from replacing predicting few pose or shape parameters by directly predicting dense 3D geometry [2, 14, 24, 41, 56]. To our knowledge, this observation has not been leveraged for eyes, and thus recovering gaze as a by-product of dense 3D eye mesh reconstruction remains open for investigation.

In this work, we revise the formulation of gaze estimation as end-to-end dense 3D eye mesh regression, which combined with standard vector regression induces multiple benefits. Naturally, training 3D shape estimation models requires supervision from accurate ground truth or strong 3D shape priors. In [19] the authors have proposed a dataset of IR images and 3D eyes parameterized by the radius and eye center. However, IR images cannot be directly employed for RGB based methods. To overcome the absence of compatible data, we define a unified eye representation, i.e. a rigid 3D eyeball template (fig. 3(a)), which we fit on existing gaze datasets based on sparse landmarks and the available gaze labels. We deliberately employ the same 3D eyeball template in our pseudo-annotation pipeline, to extract 3D mesh pseudo-ground truth from unlabeled face images.

An overview of our approach is presented in fig. 1. We evaluate our method on cross-dataset gaze generalization, in which no knowledge of the target domain exists, and showcase improvements over the state-of-the-art with and without employing ground truth data. Additionally, we perform ablation studies on the effect of including dense eye mesh regression as a the training target, as well as the effect of our pseudo-ground truth and multi-view regularization losses. To summarize, the key contributions of our work are:

- A simple automatic method to generate robust pseudo-ground truth 3D eye meshes from arbitrary face images and a geometric multi-view consistency regularization which allows to exploit them for improving gaze model generalization.
- A revised formulation for gaze estimation, as the combined regression of dense 3D eye meshes and gaze vectors from images. To the best of our knowledge, we are the first to utilize an end-to-end 3D eye mesh regression approach for gaze estimation.
- Improved performance over the state-of-the-art in gaze generalization with available ground truth (10%) and without employing any ground truth (30%), using a simple model architecture.

2. Related Work

Numerous model designs have been tested recently for supervised 3D gaze estimation, investigating the face region to use as input [10, 40, 78], the model architecture [12, 44, 63] and what external stimuli to utilize to improve performance [50]. Motivated by the difficulties in collecting diverse and large scale data for gaze estimation, recent works have shown that valuable gaze representations can be extracted in fully unsupervised settings, for example by applying gaze redirection [70] or disentanglement constraints [59].

Gaze Adaptation and Generalization Much effort has also been made to design methods that adapt well to known target subjects and environments, by employing either few labeled samples [27, 51, 69] or completely unlabeled data of the target domain [4, 9, 22, 25, 45, 64, 66]. Differently from the above, gaze generalization models aim to improve cross-domain performance without any knowledge of the target domains. The models in [4, 9, 66], even though targeted for gaze adaptation, are based on learning general features for gaze estimation and thus, they perform well in target domain-agnostic settings. Moreover, [38] has shown that it is possible to train general gaze estimation models by employing geometric constraints in scenes depicting social interaction between people. We believe that [38] is the closest work to ours, as it is the only method which uses 3D geometric cues of the scene to learn gaze from arbitrary face-data. Lastly, [74] proposes to improve generalization by employing synthetic images which are, however, limited by the gaze distribution of existing gaze datasets. Both the implementation and custom dataset are not public, which hinders reproducibility and reliable comparisons.

Model-Based Gaze Estimation Differently from the above, sparse or semantic representations of the eye geometry have also been employed by some methods to infer gaze from images [52, 53, 62, 63, 67, 68]. However, such representations do not convey information about the 3D sub-

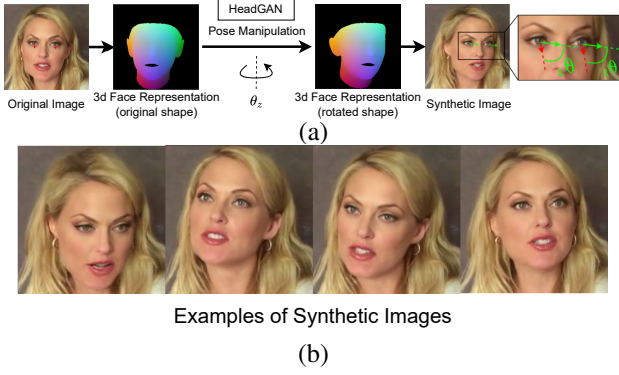


Figure 2. (a) We use HeadGAN [17] to generate novel views by manipulating the 3D pose of the face. During synthesis, the face rotation angle θ_z is transferred to all facial parts, including the eyes, thus the relative angle between the head and eyes (i.e. the gaze direction in the head coordinate system) is maintained. (b) Images generated with HeadGAN by rotating the face depicted in the original image.

stance of eyes and are prone to noisy predictions. In contrast, by predicting 3D eye meshes we are able to learn a much more robust representation, from which we can retrieve any other sparse or semantic one just by indexing. Recovering dense 3D geometry of the eye region from images by fitting parametric models of the shape and texture has been previously proposed [67]. However, restrictions posed by building large-scale parametric models and fitting in-the-wild images have resulted in low gaze accuracy compared to learning-based methods.

Face Reenactment and Learning from Synthetic Data Synthetic image data have been previously used in training deep networks, mainly for data augmentation and pseudo-ground truth generation. For instance, [80] used CycleGAN [79] to create a new training corpus in order to balance emotion classes in the task of emotion classification. More recently, GANcraft [26] employed SPADE [54] to generate pseudo-ground truth images that were used to supervise their neural rendering framework. In this work, we obtain access to image pairs of the same subject in different views, by taking advantage of HeadGAN [17], a face reenactment system. In contrast to person-specific reenactment methods [16, 34, 39] or person-generic landmark-driven approaches [65, 71, 72], HeadGAN is able to perform free-view synthesis using a single source image.

3. Methodology

3.1. Problem Definition and Motivation

In this work, our goal is to design a method that given a face image \mathbf{I} , it estimates $2 \times N_v$ 3D coordinates $\mathbf{V} = [\mathbf{V}_l^T, \mathbf{V}_r^T]^T$, where $\mathbf{V}_l \in \mathbb{R}^{N_v \times 3}$ are coordinates corresponding to the left eyeball while $\mathbf{V}_r \in \mathbb{R}^{N_v \times 3}$ to the right,

as well as a 3D gaze vector $g = (g_x, g_y, g_z)$. Then, the final gaze result is calculated by the mean direction of the two output components. Inspired by recent work in self-supervised 3D body pose estimation [29, 42, 61], we adopt multi-view constrains to train our model based on in-the-wild faces and automatically generated gaze pseudo-labels.

To employ multi-view losses, we assume that images of the same subject with different head poses and the same gaze direction relatively to the head are available. For example, this condition is satisfied when a face picture is taken from different angles at the same time. As such images are not commonly available for in-the-wild datasets, we employ HeadGAN [17], a recent face reenactment method, to generate novel face poses from existing images. HeadGAN is able to synthesize face animations, using dense face geometry, which covers the eyes, as driving signal and single source images. Using dense geometry guaranties that the relative angle between the head and eyes is maintained when synthesizing novel poses, as it is shown in fig. 2.

3.2. Unified 3D Eye Representation

Learning consistent eye meshes across different images and datasets, requires establishing a unified 3D eye representation. To that end, we define a 3D eyeball template as a rigid 3D triangular mesh with spherical shape, consisting of $N_v = 481$ vertices and $N_t = 928$ triangles. We create two mirrored versions, \mathbf{M}_l and \mathbf{M}_r , of the above mesh to represent a left and a right reference eyeball respectively. This representation allows us to allocate semantic labels to specific vertices of the eyeball, such as the iris border (fig. 3 (a)), and calculate 3D gaze direction as the orientation of the central axis of our 3D eyeball template. In practice, an offset angle (the kappa coefficient) exists between the central (optical) and visual axes of eyes, which is subject-dependent and varies between -2° to 2° across the population [69]. Accounting for this offset is essential for person-specific gaze estimation [27, 43, 51, 69]. However, in our case of cross-dataset and in-the-wild gaze generalization, in which errors are much larger than the possible offset, data diversity is more important than anatomical precision and thus, our spherical eyeball is a reasonable approximation.

3D Eyes Ground-Truth from Gaze Datasets For gaze estimation datasets, exact supervision can be acquired by automatically fitting the eyeball template on face images, based on sparse iris landmarks and the available gaze labels, as described in fig. 3(b). Specifically, we first rotate the eyeball template around its center, according to the gaze label. Then, we align (scale and translation) x, y coordinates of the rotated eye mesh to the iris landmarks of the image and multiply z coordinates with the same scale. To extract sparse iris landmarks we employed the method of [53], but any similar method could have been used.

3D Eyes Pseudo-Ground Truth from In-The-Wild Im-

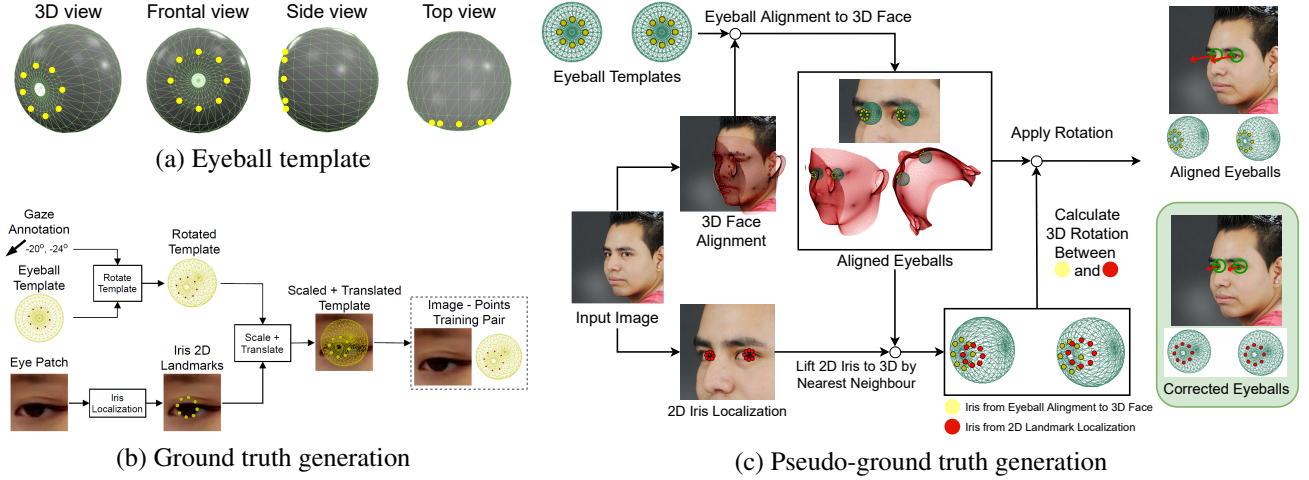


Figure 3. (a) Our rigid eyeball mesh template consisted of $N = 481$ vertices and $T = 928$ triangles. (b) Ground truth data generation pipeline, applied on samples of gaze estimation datasets for which gaze ground truth is available. (c) Pseudo-ground truth data generation pipeline, applied on arbitrary face images without the need for gaze information.

ages To extract 3D eyes from images without gaze labels, we have developed an automatic pipeline based on 3D face alignment and 2D iris localization. Having recovered the 3D face in image space, we first align our eyeball templates in the eye sockets based on the face’s eyelid landmarks. Then, we lift 2D iris predictions to 3D by finding the nearest vertexes from the aligned 3D eye templates. Finally, we compute the rotation between the initially aligned eyes and the 3D-lifted iris center and rotate the eyeballs accordingly. For 3D face alignment we employ [14] and for 2D iris localization [53] as above. The process is presented in fig. 3(c).

3.3. Joint 3D Eye Mesh and Vector Regression

Given an input face image I , we utilize 5 face detection landmarks to crop patches around each one of the two eyes. We resize the patches to shape $128 \times 128 \times 3$ and stack them channel wise along with a cropped image of the face. We employ a simple model architecture consisting of a ResNet-18 [28] to extract features, followed by two fully connected layers to map features to two separate eye modalities, which are a) dense 3D eye coordinates and b) a 3D gaze vector. As final gaze output, we consider the mean direction calculated from the two modalities.

To train the above network for mesh regression we enforce a vertex loss and an edge length loss between the model outputs and the respective ground truth or pseudo-ground truth, which can be expressed as:

$$\mathcal{L}_{vert} = \frac{1}{N_v} \sum_{j=\{l,r\}} \sum_{i=1}^{N_v} \|\mathbf{V}_{j,i} - \mathbf{V}_{j,i}^*\|_1, \quad (1)$$

where $\mathbf{V}_j \in \mathbb{R}^{N_v \times 3}$ and $\mathbf{V}_j^* \in \mathbb{R}^{N_v \times 3}$ for $j = \{l, r\}$ are the output and the (pseudo-)ground truth coordinates, while the edge length loss (based on the fixed mesh triangulation

of our template meshes) can be written as:

$$\mathcal{L}_{edge} = \frac{1}{3N_t} \sum_{j=\{l,r\}} \sum_{i=1}^{3N_t} \|\mathbf{E}_{j,i} - \mathbf{E}_{j,i}^*\|_2 \quad (2)$$

where $\mathbf{E}_j \in \mathbb{R}^{3N_t}$ and $\mathbf{E}_j^* \in \mathbb{R}^{3N_t}$ for $j = \{l, r\}$ are the edge lengths of the predicted and the (pseudo-)ground truth eyes. As edge length we define the Euclidean distance between two vertices of the same triangle. In addition to the mesh regression losses, we enforce a gaze loss to the gaze output of our model, expressed as:

$$\mathcal{L}_{gaze} = (180/\pi) \arccos(\mathbf{g}^T \mathbf{g}^*) \quad (3)$$

where \mathbf{g} and \mathbf{g}^* are the normalized model output and the gaze (pseudo-)ground truth respectively. We combine losses of eqs. (1) to (3) in a single loss function to train our models with supervision from ground truth or pseudo-ground truth 3D eye meshes and gaze vectors. The combined loss is written as:

$$\mathcal{L}_{(P)GT} = \lambda_v \mathcal{L}_{vert} + \lambda_e \mathcal{L}_{edge} + \lambda_g \mathcal{L}_{gaze}, \quad (4)$$

where λ_v , λ_e and λ_g are parameters which regularize the contribution of the loss terms in the overall loss. From our experiments we have selected their values to be $\lambda_v = 0.1$, $\lambda_e = 0.1$ and $\lambda_g = 1$.

3.4. Multi-View Consistency Supervision

Extending our training dataset with in-the-wild images and training using pseudo-ground truth, usually improves the ability of models to generalize to unseen domains, as can be seen by our experiments in section 4.3.2. However, automatically generated 3D eyes and gaze include inconsistencies which are hard to identify and filter out. To balance the feedback of direct supervision from pseudo-ground

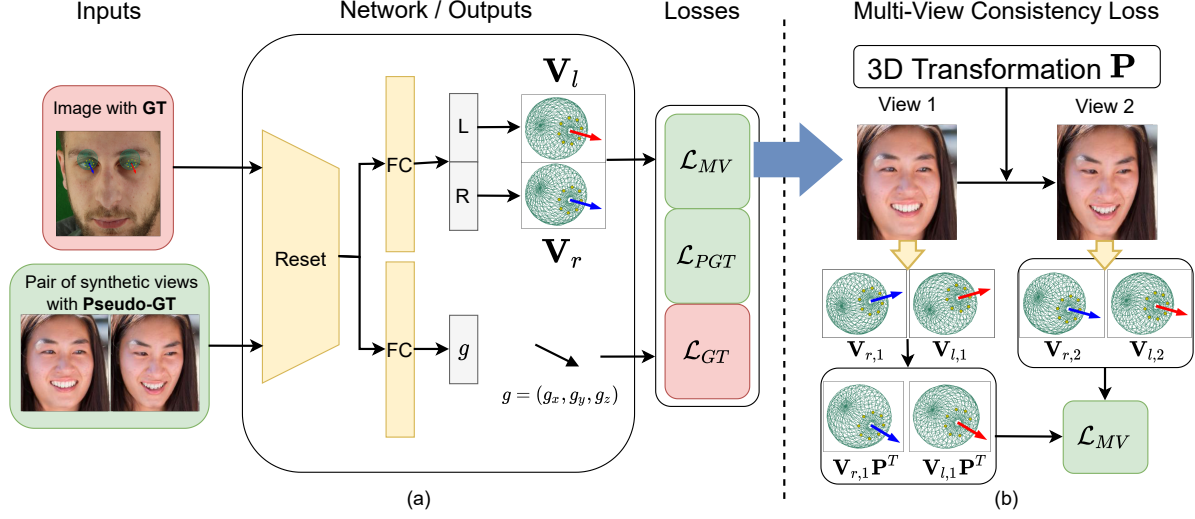


Figure 4. Overview of our approach to 3D eye mesh regression from pairs of synthetic views of faces in-the-wild. a) Overview of the main training components employed by our method. Input can either be single images with ground truth gaze annotations or pairs of synthetic images of the same subject with different head poses and pseudo-annotations. The designed model outputs the left and right 3D eyes, as well as a 3D gaze prediction. Predicting both meshes and gaze leads to improved performance. Different sets of losses are employed depending on the type of supervision. b) Detailed demonstration of \mathcal{L}_{MV} . 3D transformation \mathbf{P} which maps view 1 to view 2, is employed to transform points $\mathbf{V}_{l,1}$ and $\mathbf{V}_{r,1}$, before calculating an L1 distance loss against $\mathbf{V}_{l,2}$ and $\mathbf{V}_{r,2}$.

truth, we design a multi-view supervision framework, based on pairs of real and synthetic images with different head pose, generated by HeadGAN as described in section 3.1.

Recovering dense 3D face coordinates and pose from images has recently been quite reliable [1, 14, 14, 21]. Having a pair of images \mathbf{I}_1 and \mathbf{I}_2 of the same subject and their reconstructed 3D faces, we can compute a transformation matrix $\mathbf{P} \in \mathbb{R}^{3 \times 4}$ which aligns the two faces in image space. Assuming that gaze direction in both images remains still relative to the face, as is the case with images created by HeadGAN, we are able to supervise 3D regression of eyes by restricting our model’s predictions to be consistent over an image pair, as output vertices should coincide when transformation \mathbf{P} is applied to one of the pair’s outputs. A similar approach has been employed successfully for weakly-supervised body pose estimation [29, 42, 61]. Particularly, we form a pair vertex loss as:

$$\mathcal{L}_{MV,vertex} = \frac{1}{N_v} \sum_{j=\{l,r\}} \sum_{i=1}^{N_v} \|\mathbf{V}_{1,j,i} \mathbf{P}^T - \mathbf{V}_{2,j,i}\|_1, \quad (5)$$

where $\mathbf{V}_{1,j}, \mathbf{V}_{2,j} \in \mathbb{R}^{N_v \times 4}$ for $j = \{l, r\}$ are the output matrices for left and right eyes, which correspond to input images \mathbf{I}_1 and \mathbf{I}_2 . $\mathbf{V}_{1,j,i}, \mathbf{V}_{2,j,i} \in \mathbb{R}^4$ are the specific homogeneous 3D coordinates indexed by i in the above matrices. To enforce consistency constraints to the gaze head of our model, we analyse matrix \mathbf{P} to scale s , rotation \mathbf{R} and translation \mathbf{t} components and employ \mathbf{R} in a gaze loss:

$$\mathcal{L}_{MV,gaze} = (180/\pi) \arccos((\mathbf{g}_1^T \mathbf{R}^T \mathbf{g}_2)) \quad (6)$$

where \mathbf{g}_1 and \mathbf{g}_2 are the normalized model outputs for input images \mathbf{I}_1 and \mathbf{I}_2 respectively. We combine losses of eqs. (5) and (6) in a single loss function to enforce multi-view consistency in mesh and gaze vector regression, between model outputs coming from pairs of input images. The combined loss is written as:

$$\mathcal{L}_{MV} = \lambda_{MV,v} \mathcal{L}_{MV,vertex} + \lambda_{MV,g} \mathcal{L}_{MV,gaze}, \quad (7)$$

where $\lambda_{MV,v}$ and $\lambda_{MV,g}$ are parameters which regularize the contribution of the loss terms in the overall loss. In our experiments we have selected their values to be $\lambda_{MV,v} = 0.1$ and $\lambda_{MV,g} = 1$. To train models with all three available supervision signals, i.e. ground truth (\mathcal{L}_{GT}), pseudo-ground truth (\mathcal{L}_{PGT}) and multi-view supervision (\mathcal{L}_{MV}), we utilize the following overall loss function:

$$\mathcal{L} = \lambda_{GT} \mathcal{L}_{GT} + \lambda_{PGT} \mathcal{L}_{PGT} + \lambda_{MV} \mathcal{L}_{MV}, \quad (8)$$

with parameters λ_{GT} , λ_{PGT} and λ_{MV} all set to one.

4. Experiments

4.1. Datasets

Gaze Datasets Captured in a lab environment, ETH-XGaze (EXG) [75] consists of 756K frames of 80 subjects and includes large head pose and gaze variation. Collected in uncontrolled indoor environments by the frontal camera of mobile devices, MPIIFaceGaze (MPII) [77] includes smaller head pose and gaze variation and consists of 45K images of 15 subjects, while GazeCapture (GC) [40] contains almost 2M frontal face images of 1474 subjects. In

Table 1. Weakly-supervised method evaluation across three experimental settings. In all cases we calculate gaze error in degrees (lower is better), on the test set of Gaze360. Particularly, we consider only the frontal facing images of Gaze360 with yaw angle up to 90° . For weak supervision we employ ITWG-MV, as well as its corresponding subsets of CMU and AVA separately, to provide a clearer comparison with [38]. Throughout the experiments we investigate how different supervision and datasets affect gaze estimation accuracy.

| (a) Cross-dataset Synthetic Views | | | | (b) Cross-dataset Ground Truth + Synthetic Views | | | | (c) Within-dataset Ground Truth + Synthetic Views | | | |
|--------------------------------------|------|-------------|--|---|------|------|-------------|--|------|------|-------------|
| Dataset | [38] | Ours | | Dataset | [75] | [38] | Ours | Dataset | [75] | [38] | Ours |
| AVA | 29.0 | 22.4 | | GC | 30.2 | 29.2 | 27.5 | G360 | 27.3 | 20.5 | 22.1 |
| CMU | 26.0 | 20.3 | | GC+AVA | - | 19.5 | 18.9 | EXG+AVA | - | 16.9 | 17.1 |
| CMU+AVA | 22.5 | 19.7 | | GC+AVA+CMU | - | - | 18.4 | EXG+AVA+CMU | - | - | 16.7 |
| ITWG-MV | - | 18.1 | | GC+ITWG-MV | - | - | 17.6 | EXG+ITWG-MV | - | - | 15.9 |
| | | | | | | | | G360+AVA | 11.1 | 10.1 | 9.6 |
| | | | | | | | | G360+AVA+CMU | - | 10.2 | 9.7 |
| | | | | | | | | G360+AVA+CMU | - | - | 9.5 |
| | | | | | | | | G360+ITWG-MV | - | - | 9.3 |

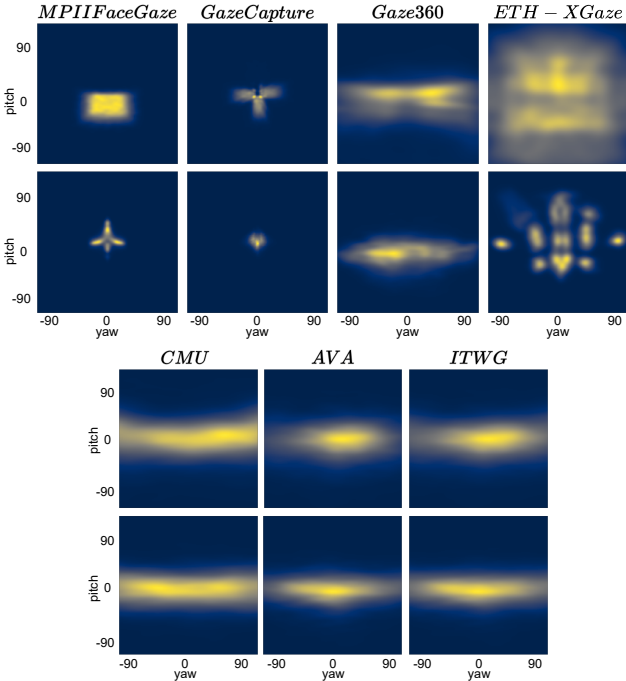


Figure 5. Distributions of the gaze (lines 1 an 3) and head pose (lines 2 and 4) of the employed datasets. Wide distribution datasets CMU, AVA and ITWG are exploited to close the gap between different gaze datasets.

contrast to the above datasets, Gaze360 (G360) [33] is the only gaze dataset captured both indoors and outdoors and consists of 127K training sequences from 365 subjects. The large variation in head pose, gaze and environmental conditions makes Gaze360 the most challenging yet appropriate benchmark for in-the-wild gaze estimation. For our experiments we normalized the above datasets based on [76], except for Gaze360 which we process to get normalized face crops. Additionally, we employ the predefined training-test splits, while for Gaze360 we only use the frontal facing images with head pose yaw angle up to 90° .

In-The-Wild Face Datasets In-the-wild face datasets consist of significantly more unique subjects and capturing environments. For our experiments, we employed

four publicly-available datasets FFHQ [31] (70K images), AFLW [36] (25K images), AVA [23, 46, 47] and CMU-Panoptic [30]. FFHQ and AFLW are in-the-wild face datasets commonly used for face analysis, AVA is a large-scale in-the-wild human activity dataset annotated under the Looking-At-Each-Other condition and CMU-Panoptic is collected in lab conditions and captures interactions of multiple people in the same scene.

FFHQ and AFLW include one face per image and thus are only processed to get normalized face crops. AVA and CMU-Panoptic include frames with multiple faces, from which we randomly select 80K faces from each dataset with maximum head pose of 90° . Similarly to [38], for CMU we employed only frames captured with cameras in eye height. We name this collection of 255K images as "In-The-Wild Gaze" dataset (ITWG). Lastly, to enforce multi-view supervision as described in section 3.4, we synthesized one novel views from images of ITWG using HeadGAN, sampling the pitch and yaw angles from Gaussians $\mathcal{N}(0, 20)$, relatively to the original head pose. We name this collection of images as "Multi-View In-The-Wild Gaze" dataset (ITWG-MV) and employ it in our experiments to improve generalization of gaze estimation.

4.2. Gaze Generalization - Comparison with SOTA

In this section we evaluate our multi-view supervision approach in both within-dataset and cross-dataset experiments. We believe that [38] is the most similar method to ours, as it is the only method which uses 3D geometric cues of the scene to generalize gaze from arbitrary face-data.

Cross-dataset Evaluation We design two cross-dataset experiments to test the generalization of our method on G360 and report the results on table 1(a) and (b). Particularly, the experiments are: a) we train our method on the CMU, AVA, and ITWG-MV datasets utilizing only our pseudo-labels and multi-view supervision and b) we additionally employ ground truth supervision from GC and EXG.

From the results on the above experiments, it becomes obvious that our geometry-aware pseudo-labels employed within our multi-view supervision training effectively gen-

Table 2. Comparison with state-of-the-art in domain generalization for gaze estimation. In all experiments, our model outperforms the compared methods. Gaze error is in degrees (lower is better).

| Method | Source | MPII | GC | Source | MPII | GC |
|-----------------------------|--------|------------|------------|--------|------------|------------|
| Wang et al. [66] - CDG | EXG | 6.7 | 9.2 | G360 | 7.0 | 8.3 |
| Cheng et al. [9] - PureGaze | EXG | 7.1 | - | G360 | 9.3 | - |
| Bao et al. [4] - RAT | EXG | 7.9 | - | G360 | 7.6 | - |
| Our(+ITWG-MV) | EXG | 6.2 | 8.1 | G360 | 6.3 | 8.0 |

eralizes gaze estimation to unseen domains, even without any available ground truth. In particular, in experiment a) our method outperforms [38] by 30% with AVA, 12% with CMU, 9.5% with AVA+CMU and 14% with our large-scale ITWG-MV. Similarly, in experiment b) when additionally employing ground truth from GC and EXG our method outperforms [38] by 7% and 6% respectively.

Within-dataset Evaluation Here we compare our method against state-of-the-art in within-dataset gaze estimation on G360. Similarly to [38], we employ AVA for additional supervision, while we also examine the effect of the larger-scale ITWG-MV. The results, presented in table 1 (c), show that multi-view supervision from AVA does not improve performance (which is in line with the compared method), but the large-scale ITWG-MV does.

Comparison with other state-of-the-art We further compare our method against recent methods for gaze generalization, namely Rotation-Augmented Training (RAT) [4], Contrastive Domain Generalization(CDG) [66] and PureGaze [9], in two experimental settings and report results in table 2. With both EXG and G360 as the source domain for ground-truth supervision, our method achieves lower errors in both MPII and GC test datasets.

4.3. Ablation studies

4.3.1 Gaze Estimation via 3D Eye Reconstruction

Here we experimentally evaluate our suggestion that gaze estimation accuracy benefits from replacing the training target from gaze vectors or angles to dense 3D eye coordinates. To this end, we employ the fully supervised version of our model, utilizing data with exact ground truth and \mathcal{L}_{GT} for training. We conduct within-dataset experiments on MPII, GC, G360 and EXG for which specific training-testing subsets are provided. In particular, for G360 we consider only the frontal facing images with yaw angle up to 90° . We compare against state-of-the-art methods [11, 13, 33, 38, 49, 51, 75, 78] and report the results in table 3. In all cases our model performs similarly or better than the compared methods, while combining training for dense 3D coordinates and gaze vectors (M+V) improves

Table 3. Comparison between training targets Vector(V), Mesh(M) and Mesh+Vector(M+V) in within-dataset experiments (using only \mathcal{L}_{GT} , eq. (4)). Training with target M+V leads to lower error in the 3 out of 4 datasets, while it is always lower than state-of-the-art. Gaze error is in degrees (lower is better).

| Dataset | Compared Methods | | | | | | | Our | | |
|---------|------------------|------|----------|------|----------|------|------|------------|-----|------------|
| | [49] | [11] | [13, 78] | [51] | [13, 33] | [38] | [75] | V | M | M+V |
| MPII | 4.04 | 4.00 | 4.9 | 5.3 | 4.06 | - | 4.8 | 4.1 | 4.2 | 4.0 |
| G360 | 10.7 | 10.6 | 14.9 | - | 11.1 | 10.1 | - | 9.8 | 9.8 | 9.6 |
| GC | - | - | - | 3.49 | - | - | 3.3 | 3.2 | 3.3 | 3.1 |
| EXG | - | - | 7.3 | - | - | - | 4.5 | 4.2 | 4.4 | 4.2 |

Table 4. Comparison between training targets Vector and Mesh+Vector for domain generalization when employing our full model (eq. (8)). For target Vector, we remove all mesh terms from the employed losses. In all experiments, the target Mesh+Vector results in lower error. Gaze error is in degrees (lower is better).

| Training Dataset | Vector | Mesh+Vector | G360 | GC | EXG | MPII |
|------------------|--------|-------------|---------------------|--------------------|---------------------|--------------------------|
| ITWG-MV | ✓ - | - ✓ | 19.1 18.1 | 10.1 9.0 | 19.7 | 8.5 7.6 |
| G360+ITWG-MV | ✓ - | - ✓ | 10.1 9.3 | 10.2 8.0 | 17.7 16.6 | 7.0 6.3 |
| GC+ITWG-MV | ✓ - | - ✓ | 18.2 17.6 | 3.1 3.0 | 18.7 18.0 | 6.1 6.1 |
| EXG+ITWG-MV | ✓ - | - ✓ | 17.5 15.9 | 10.2 8.1 | 4.5 4.3 | 6.6 6.2 |
| MPII+ITWG-MV | ✓ - | - ✓ | 17.8 17.6 | 8.2 6.8 | 18.6 17.9 | 4.8 4.2 |

performance compared to training just with vector targets (V). Additionally, training only with mesh targets (M) performs similarly or worse than training with vectors. The above results, indicate that combining the two modalities can benefit gaze estimation. This is possibly due to the distinct nature of the two modalities, i.e. the vectors provide exact label supervision, while meshes provide a robust representation which limits sparse prediction errors.

We further evaluate the above suggestion in within- and cross-dataset experiments in G360, GC, EXG and MPII after using the full version of our model trained with support from ITWG-MV. For this experiment we consider a version of our model in which all mesh terms are removed from the losses in eq. (8) (coined Vector) in an attempt to evaluate the contribution of meshes in our multi-view consistency framework. From the results reported in table 4 we notice that in the majority of experiments employing combined training targets benefits performance.

Table 5. The effect of incorporating pseudo-ground truth and multi-view supervision during training. Both components contribute towards improving results in cross-dataset gaze estimation experiments. Gaze error is in degrees (lower is better).

| Dataset | \mathcal{L}_{GT} | \mathcal{L}_{PGT} | \mathcal{L}_{MV} | G360 | GC | EXG | MPII |
|------------|--------------------|---------------------|--------------------|-------------|------------|-------------|------------|
| ITWG | - | ✓ | - | 23.1 | 14.8 | 24.3 | 13.6 |
| ITWG-MV | - | - | ✓ | 47.4 | 33.2 | 41.1 | 32.8 |
| ITWG-MV | - | ✓ | ✓ | 18.1 | 9.0 | 19.7 | 7.6 |
| GC | ✓ | - | - | 27.5 | 3.1 | 28.4 | 10.4 |
| GC+ITWG | ✓ | ✓ | - | 21.4 | 3.2 | 23.7 | 9.1 |
| GC+ITWG-MV | ✓ | - | ✓ | 24.7 | 3.5 | 26.2 | 10.1 |
| GC+ITWG-MV | ✓ | ✓ | ✓ | 17.6 | 3.0 | 18.0 | 6.1 |

4.3.2 The Effect of Gaze Pseudo-Labels and Multi-View Supervision

In this Section, we examine the contribution of our automatic geometry-aware pseudo-labels and the multi-view supervision loss of our approach. To this end, we consider three training scenarios which are the following: a) training with ITWG and its pseudo-labels as ground truth (\mathcal{L}_{PGT}), b) training with ITWG-MV utilizing only the multi-view consistency constraints and no pseudo-labels (\mathcal{L}_{MV}) and c) training with ITWG-MV while employing both pseudo-labels and the multi-view consistency loss ($\mathcal{L}_{PGT} + \mathcal{L}_{MV}$). To further evaluate the effect of the pseudo-labels and multi-view loss, we repeat the above experiments by adding ground truth supervision from GC ($+\mathcal{L}_{GT}$). We test our models on the frontal facing images of the test set of G360 (up to 90° yaw), as well as in GC, EXG and MPII, and report the results in table 5.

In all cases, combining our pseudo-labels and multi-view loss yields the lowest error in degrees. It is worth noting that employing only pseudo-labels leads to better performance than only multi-view supervision. This demonstrates that our 3D geometry-based method produces meaningful pseudo-labels, capable to support gaze-estimation generalization. Lastly, training only with the multi-view loss on ITWG-MV leads to very high errors which is reasonable as no supervision for the eyeball topology exists, thus, the model outputs can not follow the spherical shape of the eyeball template.

4.3.3 The Effect of Head Pose Distribution of ITWG

Head pose variation differences between the train and test set, is one of the main reasons that gaze-estimation models fail in cross-dataset situations. To close the gap between different training and testing scenarios, we have designed ITWG, a large-scale dataset with widespread variation in head pose and gaze angles. To study the effect of the head pose variation of ITWG in our experiments, we employ dif-

Table 6. The effect of head pose variation of ITWG. Incorporating data with more diverse head pose, leads to increasingly lower gaze error (measured in degrees, lower is better.)

| Dataset | ITWG yaw variation | | | | |
|--------------|--------------------|-------------|--------------|--------------|--------------------|
| | - | $< 5^\circ$ | $< 20^\circ$ | $< 40^\circ$ | $< 90^\circ$ (all) |
| MPII | 23.7 | - | - | - | - |
| MPII+ITWG-MV | - | 22.9 | 20.3 | 19.2 | 17.6 |

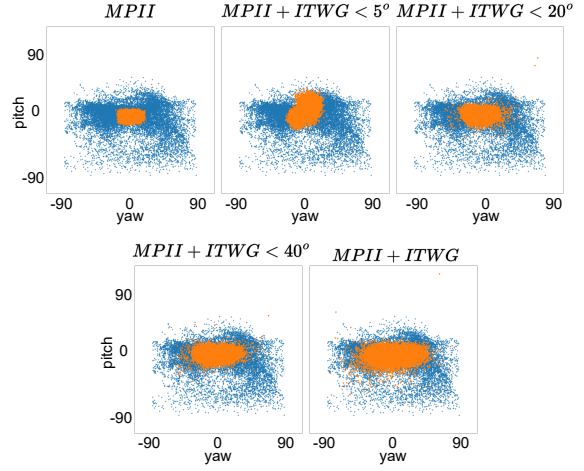


Figure 6. Overlap of the gaze predictions (orange triangles) and the ground-truth labels of Gaze360 (blue crosses) when training with various subsets of ITWG. Higher diversity in head pose of the ITWG data, lead to wider overlap.

ferent subsets of ITWG with various levels of head pose variation and conduct cross-dataset experiments with them. In particular we consider four subsets of ITWG, with maximum yaw angle of 5° , 20° , 40° and 90° (all) respectively.

We train the full version of our model with ground truth supervision from MPII as well as pseudo-labels and multi-view supervision from the four versions of ITWG-MV. The model is tested on the frontal facing images of the test set of G360 (up to 90° yaw) and results are reported in table 6, from which it becomes obvious that the more diverse ITWG is with respect to head pose, the lower the gaze estimation accuracy becomes. This effect can be graphically demonstrated by drawing scatter plots of the gaze predictions of the different models over the ground truth values of the test set. Starting with very limited prediction variation in fig. 6 when only MPII is used for training, ground truth is represented increasingly better when more diverse versions of ITWG are utilized. Based on the above finding we argue that the gap between small and wide distribution gaze datasets (regarding head pose) can effectively close by employing similarly large distribution unlabeled face datasets.

5. Limitations and Conclusion

In section 4, we shown that pseudo-ground truth can be effectively utilized in gaze estimation. In our experimentation, this usually resulted in weaker labels in the pitch axis, which is possibly due to the limited vertical variation of gaze in the data, or flaws of our pseudo-annotation pipeline. Moreover, pseudo-annotation accuracy is related to the accuracy of 3D face and 2D iris alignment. Lastly, our method cannot operate on images without a visible face (when the face is looking away from the camera). A straightforward extension for our method would be to consider such cases.

In this work we present a novel weakly-supervised method for gaze estimation, based on dense 3D eye mesh regression. We demonstrate that by utilizing both 3D eye coordinates and gaze labels during training, instead of just gaze labels, we can achieve higher prediction accuracy. Moreover, we explore the possibility of exploiting the abundantly available in-the-wild face data for improving gaze estimation generalization. To that end, we propose a novel methodology to generate robust, 3D geometry-aware pseudo ground truth labels, as well as a multi-view supervision framework for effective training. By enforcing these constraints, we are able to successfully utilize in-the-wild face data and achieve improvements in cross-dataset and within-dataset experiments.

References

- [1] Vítor Albiero, Xingyu Chen, Xi Yin, Guan Pang, and Tal Hassner. img2pose: Face alignment and detection via 6dof, face pose estimation. In *CVPR*, 2021. 5
- [2] Riza Alp Guler, George Trigeorgis, Epameinondas Antonakos, Patrick Snape, Stefanos Zafeiriou, and Iasonas Kokkinos. Densereg: Fully convolutional dense shape regression in-the-wild. In *CVPR*, 2017. 2
- [3] Sean Andrist, Xiang Zhi Tan, Michael Gleicher, and Bilge Mutlu. Conversational gaze aversion for humanlike robots. In *HRI*, 2014. 1
- [4] Yiwei Bao, Yunfei Liu, Haoifei Wang, and Feng Lu. Generalizing gaze estimation with rotation consistency. In *CVPR*, 2022. 2, 7
- [5] Alisa Burova, John Mäkelä, Jaakko Hakulinen, Tuuli Keskinen, Hanna Heinonen, Sanni Siltanen, and Markku Turunen. Utilizing vr and gaze tracking to develop ar solutions for industrial maintenance. In *CHI*, 2020. 1
- [6] Yujun Cai, Lihao Ge, Jianfei Cai, and Junsong Yuan. Weakly-supervised 3d hand pose estimation from monocular rgb images. In *ECCV*, 2018. 2
- [7] Nora Castner, Thomas C Kuebler, Katharina Scheiter, Julian Richter, Thérèse Eder, Fabian Hüttig, Constanze Keutel, and Enkelejda Kasneci. Deep semantic gaze embedding and scanpath comparison for expertise classification during opt viewing. In *ACM ETRA*, 2020. 1
- [8] Meixu Chen, Yize Jin, Todd Goodall, Xiangxu Yu, and Alan Conrad Bovik. Study of 3d virtual reality picture quality. *IEEE Journal of Selected Topics in Signal Processing*, 2020. 1
- [9] Yihua Cheng, Yiwei Bao, and Feng Lu. Puregaze: Purifying gaze feature for generalizable gaze estimation. In *AAAI*, 2022. 2, 7
- [10] Yihua Cheng, Shiyao Huang, Fei Wang, Chen Qian, and Feng Lu. A coarse-to-fine adaptive network for appearance-based gaze estimation. In *AAAI*, 2020. 2
- [11] Yihua Cheng and Feng Lu. Gaze estimation using transformer. In *ICPR*, 2022. 7
- [12] Yihua Cheng, Feng Lu, and Xucong Zhang. Appearance-based gaze estimation via evaluation-guided asymmetric regression. In *ECCV*, 2018. 2
- [13] Yihua Cheng, Haoifei Wang, Yiwei Bao, and Feng Lu. Appearance-based gaze estimation with deep learning: A review and benchmark. *arXiv preprint arXiv:2104.12668*, 2021. 7
- [14] Jiankang Deng, Jia Guo, Evangelos Ververas, Irene Kotsia, and Stefanos Zafeiriou. Retinaface: Single-shot multi-level face localisation in the wild. In *CVPR*, 2020. 2, 4, 5
- [15] Yu Deng, Jiaolong Yang, Sicheng Xu, Dong Chen, Yunde Jia, and Xin Tong. Accurate 3d face reconstruction with weakly-supervised learning: From single image to image set. In *CVPR Workshops*, 2019. 2
- [16] Michail Christos Doukas, Mohammad Rami Koujan, Viktoriia Sharmanska, Anastasios Roussos, and Stefanos Zafeiriou. Head2head++: Deep facial attributes re-targeting. *T-BIOM*, 2021. 3
- [17] Michail Christos Doukas, Stefanos Zafeiriou, and Viktoriia Sharmanska. Headgan: One-shot neural head synthesis and editing. In *ICCV*, 2021. 3
- [18] Tobias Fischer, Hyung Jin Chang, and Yiannis Demiris. Rtgene: Real-time eye gaze estimation in natural environments. In *ECCV*, 2018. 1
- [19] Wolfgang Fuhl, Gjergji Kasneci, and Enkelejda Kasneci. Teyed: Over 20 million real-world eye images with pupil, eyelid, and iris 2d and 3d segmentations, 2d and 3d landmarks, 3d eyeball, gaze vector, and eye movement types. *ISMAR*, 2021. 2
- [20] Kenneth Alberto Funes Mora, Florent Monay, and Jean-Marc Odobez. Eyediap: A database for the development and evaluation of gaze estimation algorithms from rgb and rgb-d cameras. In *ACM ETRA*, 2014. 1
- [21] Baris Gecer, Stylianos Ploumpis, Irene Kotsia, and Stefanos Zafeiriou. Ganfit: Generative adversarial network fitting for high fidelity 3d face reconstruction. In *CVPR*, 2019. 5
- [22] Shreya Ghosh, Munawar Hayat, Abhinav Dhall, and Jarrod Knibbe. Mtgls: Multi-task gaze estimation with limited supervision. In *WACV*, 2022. 2
- [23] Chunhui Gu, Chen Sun, David A. Ross, Carl Vondrick, Caroline Pantofaru, Yeqing Li, Sudheendra Vijayanarasimhan, George Toderici, Susanna Ricco, Rahul Sukthankar, Cordelia Schmid, and Jitendra Malik. Ava: A video dataset of spatio-temporally localized atomic visual actions. In *CVPR*, 2018. 6
- [24] Riza Alp Guler and Iasonas Kokkinos. Holopose: Holistic 3d human reconstruction in-the-wild. In *CVPR*, 2019. 2

- [25] Zidong Guo, Zejian Yuan, Chong Zhang, Wanchao Chi, Yonggen Ling, and Shenghao Zhang. Domain adaptation gaze estimation by embedding with prediction consistency. In *ACCV*, 2020. [2](#)
- [26] Zekun Hao, Arun Mallya, Serge Belongie, and Ming-Yu Liu. GANcraft: Unsupervised 3D Neural Rendering of Minecraft Worlds. In *ICCV*, 2021. [3](#)
- [27] Junfeng He, Khoi Pham, Nachiappan Valliappan, Pingmei Xu, Chase Roberts, Dmitry Lagun, and Vidhya Navalpakkam. On-device few-shot personalization for real-time gaze estimation. In *ICCV Workshops*, 2019. [2](#), [3](#)
- [28] Kaiming He, Xiangyu Zhang, Shaoqing Ren, and Jian Sun. Deep residual learning for image recognition. In *CVPR*, 2016. [4](#)
- [29] Umar Iqbal, Pavlo Molchanov, and Jan Kautz. Weakly-supervised 3d human pose learning via multi-view images in the wild. In *CVPR*, 2020. [2](#), [3](#), [5](#)
- [30] Hanbyul Joo, Hao Liu, Lei Tan, Lin Gui, Bart Nabbe, Iain Matthews, Takeo Kanade, Shohei Nobuhara, and Yaser Sheikh. Panoptic studio: A massively multiview system for social motion capture. In *ICCV*, 2015. [6](#)
- [31] Tero Karras, Samuli Laine, and Timo Aila. A style-based generator architecture for generative adversarial networks. In *CVPR*, 2019. [6](#)
- [32] Isaac Kasahara, Simon Stent, and Hyun Soo Park. Look both ways: Self-supervising driver gaze estimation and road scene saliency. In *ECCV*, 2022. [1](#)
- [33] Petr Kellnhofer, Adria Recasens, Simon Stent, Wojciech Matusik, , and Antonio Torralba. Gaze360: Physically unconstrained gaze estimation in the wild. In *ICCV*, 2019. [1](#), [6](#), [7](#)
- [34] Hyeonwoo Kim, Pablo Garrido, Ayush Tewari, Weipeng Xu, Justus Thies, Matthias Nießner, Patrick Pérez, Christian Richardt, Michael Zollöfer, and Christian Theobalt. Deep video portraits. *TOG*, 2018. [3](#)
- [35] Chris L. Kleinke. Gaze and eye contact: a research review. *Psychological bulletin*, 1986. [1](#)
- [36] Martin Koestinger, Paul Wohlhart, Peter M Roth, and Horst Bischof. Annotated facial landmarks in the wild: A large-scale, real-world database for facial landmark localization. In *ICCVW*, 2011. [6](#)
- [37] Robert Konrad, Anastasios Angelopoulos, and Gordon Wetstein. Gaze-contingent ocular parallax rendering for virtual reality. In *TOG*, 2019. [1](#)
- [38] Rakshit Kothari, Shalini De Mello, Umar Iqbal, Wonmin Byeon, Seonwook Park, and Jan Kautz. Weakly-supervised physically unconstrained gaze estimation. In *CVPR*, 2021. [2](#), [6](#), [7](#)
- [39] Mohammad Rami Koujan, Michail Christos Doukas, Anastasios Roussos, and Stefanos Zafeiriou. Head2head: Video-based neural head synthesis. In *FG*, 2020. [3](#)
- [40] Kyle Krafka, Aditya Khosla, Petr Kellnhofer, Harini Kannan, Suchendra Bhandarkar, Wojciech Matusik, and Antonio Torralba. Eye tracking for everyone. In *CVPR*, 2016. [1](#), [2](#), [5](#)
- [41] Dominik Kulon, Riza Alp Guler, Iasonas Kokkinos, Michael M. Bronstein, and Stefanos Zafeiriou. Weakly-supervised mesh-convolutional hand reconstruction in the wild. In *CVPR*, 2020. [2](#)
- [42] Yang Li, Kan Li, Shuai Jiang, Ziyue Zhang, Congzhentao Huang, and Richard Yi Da Xu. Geometry-driven self-supervised method for 3d human pose estimation. In *AAAI*, 2020. [2](#), [3](#), [5](#)
- [43] Gang Liu, Y. Yu, K. Mora, and J. Odobez. A differential approach for gaze estimation with calibration. In *BMVC*, 2018. [3](#)
- [44] Gang Liu, Yu Yu, Kenneth Alberto Funes Mora, and Jean-Marc Odobez. A differential approach for gaze estimation with calibration. In *BMVC*, 2018. [2](#)
- [45] Yunfei Liu, Ruicong Liu, Haoqi Wang, and Feng Lu. Generalizing gaze estimation with outlier-guided collaborative adaptation. In *ICCV*, 2021. [2](#)
- [46] Manuel J. Marín-Jiménez, Vicky Kalogeiton, Pablo Medina-Suárez, , and Andrew Zisserman. LAEO-Net++: revisiting people Looking At Each Other in videos. *TPAMI*, 2021. [6](#)
- [47] Manuel J. Marín-Jiménez, Vicky Kalogeiton, Pablo Medina-Suárez, and Andrew Zisserman. Lao-net: Revisiting people looking at each other in videos. In *CVPR*, 2019. [6](#)
- [48] Annu George Mavelly, J. E. Judith, P. A. Sahal, and Steffy Ann Kuruvilla. Eye gaze tracking based driver monitoring system. In *ICCS*, 2017. [1](#)
- [49] Jun O Oh, Hyung Jin Chang, and Sang-Il Choi. Self-attention with convolution and deconvolution for efficient eye gaze estimation from a full face image. In *CVPRW*, 2022. [7](#)
- [50] Seonwook Park, Emre Aksan, Xucong Zhang, and Otmar Hilliges. Towards end-to-end video-based eye-tracking. In *ECCV*, 2020. [1](#), [2](#)
- [51] Seonwook Park, Shalini De Mello, Pavlo Molchanov, Umar Iqbal, Otmar Hilliges, and Jan Kautz. Few-shot adaptive gaze estimation. In *ICCV*, 2019. [2](#), [3](#), [7](#)
- [52] Seonwook Park, Adrian Spurr, and Otmar Hilliges. Deep pictorial gaze estimation. In *ECCV*, 2018. [2](#)
- [53] Seonwook Park, Xucong Zhang, Andreas Bulling, and Otmar Hilliges. Learning to find eye region landmarks for remote gaze estimation in unconstrained settings. In *ACM ETRA*, 2018. [2](#), [3](#), [4](#)
- [54] Taesung Park, Ming-Yu Liu, Ting-Chun Wang, and Jun-Yan Zhu. Semantic image synthesis with spatially-adaptive normalization. In *CVPR*, 2019. [3](#)
- [55] Alexander Richard, Colin Lea, Shugao Ma, Jurgen Gall, Fernando de la Torre, and Yaser Sheikh. Audio- and gaze-driven facial animation of codec avatars. In *WACV*, 2021. [1](#)
- [56] Iasonas Kokkinos Riza Alp Guler, Natalia Neverova. Densepose: Dense human pose estimation in the wild. In *CVPR*, 2018. [2](#)
- [57] B.A. Smith, Q. Yin, S.K. Feiner, and S.K. Nayar. Gaze Locking: Passive Eye Contact Detection for Human?Object Interaction. In *ACM UIST*, 2013. [1](#)
- [58] Yusuke Sugano, Yasuyuki Matsushita, and Yoichi Sato. Learning-by-synthesis for appearance-based 3d gaze estimation. In *CVPR*, 2014. [1](#)
- [59] Yunjia Sun, Jiabei Zeng, Shiguang Shan, and Xilin Chen. Cross-encoder for unsupervised gaze representation learning. In *ICCV*, 2021. [2](#)

- [60] Mélodie Vidal, Jayson Turner, Andreas Bulling, and Hans Gellersen. Wearable eye tracking for mental health monitoring. *Computer Communications*, 2012. 1
- [61] Bastian Wandt, Marco Rudolph, Petrisa Zell, Helge Rhodin, and Bodo Rosenhahn. Canonpose: Self-supervised monocular 3d human pose estimation in the wild. In *CVPR*, 2021. 2, 3, 5
- [62] Kang Wang and Qiang Ji. Real time eye gaze tracking with 3d deformable eye-face model. In *ICCV*, 2017. 2
- [63] Kang Wang, Rui Zhao, and Qiang Ji. A hierarchical generative model for eye image synthesis and eye gaze estimation. In *CVPR*, 2018. 2
- [64] Kang Wang, Rui Zhao, Hui Su, and Qiang Ji. Generalizing eye tracking with bayesian adversarial learning. In *CVPR*, 2019. 2
- [65] Ting-Chun Wang, Ming-Yu Liu, Andrew Tao, Guilin Liu, Jan Kautz, and Bryan Catanzaro. Few-shot video-to-video synthesis. In *NeurIPS*, 2019. 3
- [66] Yaoming Wang, Yangzhou Jiang, Jin Li, Bingbing Ni, Wenrui Dai, Chenglin Li, Hongkai Xiong, and Teng Li. Contrastive regression for domain adaptation on gaze estimation. In *CVPR*, 2022. 2, 7
- [67] Erroll Wood, Tadas Baltrušaitis, Louis-Philippe Morency, Peter Robinson, and Andreas Bulling. A 3d morphable eye region model for gaze estimation. In *ECCV*, 2016. 2, 3
- [68] Yu Yu, Gang Liu, and Jean-Marc Odobez. Deep multitask gaze estimation with a constrained landmark-gaze model. In *ECCV Workshops*, 2018. 2
- [69] Yu Yu, Gang Liu, and Jean-Marc Odobez. Improving few-shot user-specific gaze adaptation via gaze redirection synthesis. In *CVPR*, 2019. 2, 3
- [70] Yu Yu and Jean-Marc Odobez. Unsupervised representation learning for gaze estimation. In *CVPR*, 2020. 2
- [71] Egor Zakharov, Aleksei Ivakhnenko, Aliaksandra Shysheya, and Victor Lempitsky. Fast bi-layer neural synthesis of one-shot realistic head avatars. In *ECCV*, 2020. 3
- [72] E. Zakharov, Aliaksandra Shysheya, Egor Burkov, and V. Lempitsky. Few-shot adversarial learning of realistic neural talking head models. *ICCV*, 2019. 3
- [73] Jichao Zhang, Jingjing Chen, Hao Tang, Wei Wang, Yan Yan, Enver Sangineto, and Nicu Sebe. Dual in-painting model for unsupervised gaze correction and animation in the wild. In *ACM MM*, 2020. 1
- [74] Mingfang Zhang, Yunfei Liu, and Feng Lu. Gazeonce: Real-time multi-person gaze estimation. In *CVPR*, 2022. 2
- [75] Xucong Zhang, Seonwook Park, Thabo Beeler, Derek Bradley, Siyu Tang, and Otmar Hilliges. Eth-xgaze: A large scale dataset for gaze estimation under extreme head pose and gaze variation. In *ECCV*, 2020. 1, 5, 6, 7
- [76] Xucong Zhang, Yusuke Sugano, and Andreas Bulling. Re-visiting data normalization for appearance-based gaze estimation. In *ACM ETRA*, 2018. 6
- [77] Xucong Zhang, Yusuke Sugano, Mario Fritz, and Andreas Bulling. Appearance-based gaze estimation in the wild. In *CVPR*, 2015. 1, 5
- [78] Xucong Zhang, Yusuke Sugano, Mario Fritz, and Andreas Bulling. It’s written all over your face: Full-face appearance-based gaze estimation. In *CVPRW*, 2017. 2, 7
- [79] Jun-Yan Zhu, Taesung Park, Phillip Isola, and Alexei A Efros. Unpaired image-to-image translation using cycle-consistent adversarial networks. In *ICCV*, 2017. 3
- [80] Xinyue Zhu, Yifan Liu, Jiahong Li, Tao Wan, and Zengchang Qin. Emotion classification with data augmentation using generative adversarial networks. In *PAKDD*, 2018. 3

Supplementary Material for Generalizing Gaze Estimation with Weak-Supervision from Synthetic Views

1. Implementation Details

Data Augmentation As mentioned above we center crop 3 patches (left eye, right eye and face) resize them to shape $128 \times 128 \times 3$ and stack them channel. Before stacking the image patches we apply randomly scale, translate, flip, and add noise on the color channel with probability 0.5. All geometric augmentations are also applied to the coordinates of eyes given as ground truth or pseudo-ground truth. Due to different image quality on each dataset we also add Gaussian blur to the image. The intensity of the blur is randomly selected from a set of kernels. Note that we augment each patch with the same augmentation parameters.

Training Details We train our method using a Adam optimizer (weight decay at 0.0005, and batch size of 128) on a single Tesla V100-PCIE (32GB) GPU. The learning rate starts from $1e-6$, linearly warming up to $1e-4$ in the first 3 epochs and then divided by 10 at 60 and 80 epochs. The training process is terminated at 100 epochs.

2D Iris Landmark Localization To localize 2D iris landmarks from images with started by using the model from [7]. Even though the available pre-trained models of [7] perform well on high resolution datasets, such as ETH-XGaze, they perform poorly on images with low resolution, such as the ones from Gaze360, AVA and CMU datasets. To overcome this problem we trained a version of our mesh-based model using predictions of [7] on high resolution images. In fact, we first applied [7] on ETH-XGaze and FFHQ datasets which resulted on 2D iris landmarks for these images. Then, using our pseudo-label generation pipeline (described in Sec. 3.2 of the paper, fig. 3(c)) we fit 3D eyeballs on these images. Next, we trained a 3D eyeball mesh reconstruction model, with the same architecture as the one described in the paper but without including the gaze head. Because of the data augmentation we applied during training (as described above), this model performs well on images with low resolution, occlusions and low-light conditions and gives us reliable 2D iris landmarks to either fit 3D eye meshes on existing gaze datasets using ground truth (fig. 3(b) of the paper) and generate pseudo-labels (fig. 3(c) of the paper). Note that we only use this model to acquire 2D iris landmarks and do not care about

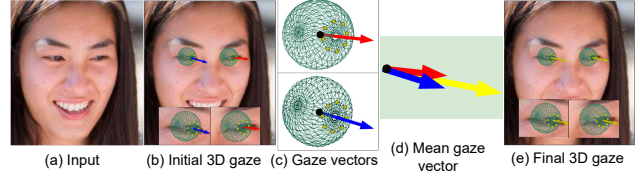


Figure 1. Calculating 3D gaze from eye meshes. Given 3D eye meshes extracted by our method, we calculate gaze direction as the mean of the two independent gaze vectors from the left and right eyes.

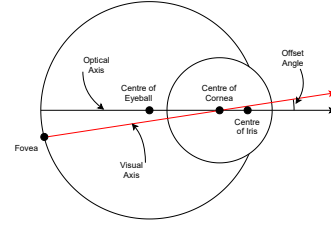


Figure 2. Eyeball anatomy demonstrating the offset between the optical and visual axis.

its performance in gaze estimation.

Calculating Gaze Direction from 3D Eye Meshes In this work we have proposed a method to estimate 3D eye meshes from images and employ them for gaze estimation. Having recovered a 3D eyeball mesh with topology adhering to our 3D eyeball template, we calculate gaze from the orientation of the central axis of the eyeball. Particularly, we calculate 3D gaze vectors using the centre of the eyeball and the centre of the iris as shown in fig. 3(c). After obtaining 3D gaze vectors from both left and right eyes, we add and normalize the two vectors to retrieve a mean eyeball-based gaze prediction, fig. 3(d). Lastly, we add and normalize the mean eyeball-based gaze prediction with the gaze vector predicted by the gaze head of our model. This vector constitutes the final gaze output of our model.

Using the central axis of the 3D eye meshes to calculate the gaze direction is a reasonable approximation for our model. In practice, as seen in fig. 2, an offset angle (the kappa coefficient) exists between the central (optical) and

visual axes of eyes, which is subject dependent and varies between -2° to 2° across the population [12]. Even though accounting for this offset is crucial for person specific gaze estimation [27, 43, 51, 69], in the case of cross-dataset and in-the-wild gaze generalization, errors are much larger than the possible offset as can be seen from our all our cross-dataset experiments. Therefore, in that case data diversity is more important than anatomical precision. Besides, by combining the results of the eye mesh and gaze head of our model, we benefit both from the robustness offered from dense coordinate prediction and the accuracy of directly predicting gaze labels. This is supported by the results of Sec. 4.3.1 of the paper.

2. Comparison with Model-Based Methods

As our method infers gaze based on 3D models of the eyes, it is sensible to mention related methods that use shape representations of the eyes. In particular, CrtCLGM+MTL [11] learns to predict gaze simultaneously with sparse 2D landmarks of the eye region and find their multi-task objective to be beneficial in comparison to just predicting gaze. CrtCLGM+MTL achieves 5.7° error on the within-dataset experiment on UTMV dataset [9] (which includes 64K images and 50 subjects), while our method trained just with ground truth meshes and gaze vectors achieves 5.5° , following the same experimental settings as [11]. Another related method, DPG [6], learns 2D segmentation maps of the eyeball and iris and employ those to infer gaze. DPG achieves error 4.5° on MPII and 3.6° on Columbia [8] (5880 images and 56 subjects) on within-dataset experiments, while our method achieves 4.0° and 3.1° respectively.

Other than the above methods which regress gaze as an output of a network, [7] and [10] infer gaze using reconstructions of the 3D eyeball, similarly to our method. In particular, [7] infers 2D landmarks of the eye region as well as the eyeball center and radius, which allows the reconstruction of a 3D eyeball and thus the prediction of a 3D gaze vector. [7] is trained on rendered images using a 3D model of the eye region and achieves error 7.1° on the Columbia dataset without any annotation from it. Our method trained only with ITWG achieves error 5.6° on the same dataset. Moreover, [10] have proposed a parametric model fitting approach in which they fit a 3D morphable model of the eye region and eyeball shape, texture and illumination and infer gaze based on the 3D eyeballs. Their model-fitting approach has given 7.5° error on the Columbia dataset.

3. Additional Ablation on the effect of ITWG’s Head Pose Variation

In this section we present further analysis on the effect of head pose variation of ITWG on the model’s general-

Table 1. The effect of head pose variation of ITWG. Starting from either MPII or GC ground truth datasets, which include much smaller head pose and gaze variation than G360, incorporating data from ITWG with increasingly more diverse head pose, leads to lower gaze error (measured in degrees, lower is better). The error decreases significantly even in the case of G360 $< 5^\circ$ which indicates that the pseudo-labels of ITWG are meaningful and its face and environmental variation useful.

| Training Datasets | Gaze360 Test Subsets | | | |
|---------------------------|----------------------|--------------|--------------|--------------|
| | $< 5^\circ$ | $< 20^\circ$ | $< 40^\circ$ | $< 90^\circ$ |
| MPII | 35.6 | 27.2 | 24.9 | 23.7 |
| MPII+ITWG-MV $< 5^\circ$ | 33.0 | 26.6 | 23.7 | 22.9 |
| MPII+ITWG-MV $< 20^\circ$ | 27.2 | 23.1 | 21.2 | 20.3 |
| MPII+ITWG-MV $< 40^\circ$ | 24.7 | 21.4 | 20.0 | 19.2 |
| MPII+ITWG-MV all | 22.3 | 20.2 | 18.9 | 17.6 |
| GC | 36.4 | 28.5 | 25.2 | 27.5 |
| GC+ITWG-MV $< 5^\circ$ | 29.9 | 24.2 | 22.1 | 23.1 |
| GC+ITWG-MV $< 20^\circ$ | 27.4 | 22.8 | 20.8 | 20.7 |
| GC+ITWG-MV $< 40^\circ$ | 25.8 | 21.8 | 19.9 | 19.4 |
| GC+ITWG-MV all | 23.3 | 20.4 | 19.1 | 17.6 |

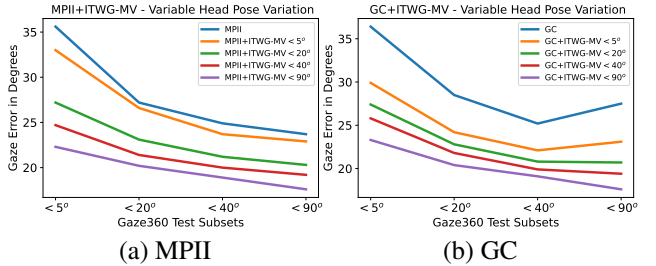


Figure 3. Plots showing the effect of head pose variation of ITWG in cross-dataset experiments for the case of training with ground truth from (a) MPII and (b) GC and testing on G360. The data are taken from table 1. Each line corresponds to a specific training set combination of a ground truth dataset and a subset of ITWG.

ization ability (Sec. 4.3.3 of the main paper). For training we employ different subsets of ITWG based on head pose ($< 5^\circ$, $< 20^\circ$, $< 40^\circ$, $< 90^\circ$ (all)) and additional ground truth supervision from MPIIFaceGaze (MPII) or GazeCapture (GC). We present results of our models for different subsets of G360’s test set, based again on the head pose yaw angle ($< 5^\circ$, $< 20^\circ$, $< 40^\circ$, $< 90^\circ$).

Results reported in table 1 demonstrate that an improvement of 6° to 13° (24% to 37%) is achieved in all cases (for all subsets of G360) between the baselines of training just with gaze datasets (MPII, GC) and our full method of including ITWG and multi-view supervision in training. It is also worth noticing that performance consistently increases when training with more diverse subsets of ITWG in all cases. Lastly, it is worth noticing that even though performance increase is expected for the subsets of G360

Table 2. The effect of incorporating pseudo-ground truth and multi-view supervision during training. Both components contribute towards improving results in cross-dataset gaze estimation experiments. Gaze error is in degrees (lower is better).

| Dataset | Pseudo-GT | Multi-View loss | G360 | GC | EXG | MPII |
|--------------|-----------|-----------------|-------------|------------|-------------|------------|
| G360 | - | - | 9.6 | 12.1 | 18.3 | 9.5 |
| G360+ITWG | ✓ | - | 9.4 | 10.2 | 17.4 | 8.2 |
| G360+ITWG-MV | - | ✓ | 9.6 | 11.7 | 18.1 | 9.1 |
| G360+ITWG-MV | ✓ | ✓ | 9.3 | 8.0 | 16.6 | 6.5 |
| EXG | - | - | 22.5 | 12.7 | 4.3 | 7.7 |
| EXG+ITWG | ✓ | - | 19.4 | 11.1 | 4.7 | 6.8 |
| EXG+ITWG-MV | - | ✓ | 21.6 | 12.0 | 4.5 | 7.4 |
| EXG+ITWG-MV | ✓ | ✓ | 15.9 | 8.1 | 4.3 | 6.2 |
| MPII | - | - | 23.6 | 6.3 | 26.3 | 4.0 |
| MPII+ITWG | ✓ | - | 19.8 | 7.2 | 23.7 | 4.4 |
| MPII+ITWG-MV | - | ✓ | 22.9 | 7.4 | 25.1 | 4.2 |
| MPII+ITWG-MV | ✓ | ✓ | 17.6 | 6.8 | 17.9 | 4.2 |

with large head pose values ($> 40^\circ$), as MPII and GC do not include such images at all, the larger increase in performance is seen for near-frontal images. This fact, validates the effectiveness of our pseudo-labelling method and our multi-view supervision algorithm.

4. Additional Ablation on the effect of Pseudo-Labels and Multi-View Supervision

In this section we present further evaluations on the effect of our pseudo-labels and multi-view consistency constraints during training. To that end, we repeat the experiments described in Sec. 4.3.2 of the main paper for 3 additional cases of ground truth supervision. In particular, we utilize Gaze360 (G360), ETH-XGaze (EXG) and MPIIFaceGaze (MPII) as source datasets with valid ground truth. From the results we can draw the conclusion that our method is always effective when there are large differences between the source and target dataset head pose and gaze variation. In such cases ITWG helps to close the gap and results in significant improvement. Only small improvement is noticed for the within-dataset experiment on Gaze360, while results do not improve for within-dataset experiments on EXG and MPII. EXG has been captured in lab conditions and already includes a wide variety of head poses and gaze directions, thus augmenting our model’s training with more in-the-wild data from ITWG does not benefit within dataset evaluation. Similarly for MPII, which is very restricted in terms of environments and pose variation, the best performance is achieved with ground truth supervision only.

5. Qualitative Results for 3D Gaze Estimation

Here we visualize gaze predictions of our model for training scenarios discussed in Sec. 4.3.3 of the main paper. In particular, we present the results of our model in the two edge cases of Tab. 6 of the paper, i.e. a) only MPII is employed for training and b) MPII and the whole ITWG with multi-view supervision. Testing is performed on the images of G360. fig. 4 includes results for the two cases as well as the ground truth labels of G360. As can be seen, the predicted gaze directions are much closer to the real ones when in-the-wild face data from ITWG are employed for supervision. Especially for profile views, the effect of the pseudo-labels is significant.

To further evaluate our method, we apply the above two models on arbitrary in-the-wild face images and present the results on fig. 5. As actual gaze accuracy cannot be measured for such images (ground truth data are not available), we attempt to draw conclusions based on observation. From the visualizations it can be seen that for side and profile views, our multi-view supervision method (MPII + ITWG) performs substantially better, while for near-frontal ones the predictions improve when occlusions are present (glasses, hair). These qualitative results demonstrate that our method improves cross-domain gaze generalization, without using any additional gaze information or data from the target domains.

6. Limitations

In this section we discuss limitations of our work, as well as possible solutions. One common challenge in dense 3D mesh regression is handling occlusions. In our case the biggest challenge comes from faces in profile pose and cases of people wearing glasses. Some examples of applying our model on such cases are depicted in fig. 6. While transparent glasses do not pose a significant challenge, profile faces make one of the two eyes invisible and sunglasses cover the eyes completely, which causes our model’s accuracy to drop. These are challenges that our method attempts to solve by incorporating in-the-wild data in training. We believe that if progress continues to be made towards this direction, gaze estimation models will gradually become more accurate and robust for in-the-wild scenarios, using less annotated data.

Another limitation of our method lies in the use of synthetic images for weakly-supervised training. For this algorithm, we assume that images of the same subject with different pose but the same difference between head and eye orientation are available. To acquire such data we employ a face reenactment method, HeadGAN [2], which animates the human head given single input images. However, relying on synthetic data for training means that performance is compromised by the quality of image generation. Higher




Figure 4. Results of our models trained with MPII (blue vectors) and combined MPII and ITWG with multi-view supervision (yellow vectors), applied on the test set of G360 (red vectors). The predicted gaze directions are closer to the ground truth when ITWG is included in training. Especially for side and profile views, the effect of the pseudo-labels is significant.




Figure 5. Results of our models trained with MPII (blue vectors) and combined MPII and ITWG with multi-view supervision (yellow vectors), applied on arbitrary in-the-wild images. Our full model predicts robust gaze labels across all head pose angles for yaw in $[-90^\circ, 90^\circ]$. Especially for side and profile views, as well as for faces with occlusions (glasses, hair, sunglasses), the effect of the pseudo-labels is significant.

quality of face image synthesis, could lead to better performance for our method. In fact, multiple recent methods

have been proposed recently towards the direction of novel view synthesis and animation [1, 3–5], which removes the



Figure 6. Results from applying our model on faces with glasses (1st row), sunglasses (2nd row) and faces in near-profile pose (3rd row). While normal glasses and profile faces do not pose a significant challenge, sunglasses are more difficult to handle.

dependency of our model to a specific method.

References

- [1] Eric R Chan, Connor Z Lin, Matthew A Chan, Koki Nagano, Boxiao Pan, Shalini De Mello, Orazio Gallo, Leonidas J Guibas, Jonathan Tremblay, Sameh Khamis, et al. Efficient geometry-aware 3d generative adversarial networks. In *CVPR*, 2022. 4
- [2] Michail Christos Doukas, Stefanos Zafeiriou, and Viktoriia Sharmanska. Headgan: One-shot neural head synthesis and editing. In *ICCV*, 2021. 3
- [3] Jiatao Gu, Lingjie Liu, Peng Wang, and Christian Theobalt. Stylenerf: A style-based 3d aware generator for high-resolution image synthesis. In *ICLR*, 2022. 4
- [4] Yang Hong, Bo Peng, Haiyao Xiao, Ligang Liu, and Juyong Zhang. Headnerf: A real-time nerf-based parametric head model. In *CVPR*, 2022. 4
- [5] Roy Or-El, Xuan Luo, Mengyi Shan, Eli Shechtman, Jeong Joon Park, and Ira Kemelmacher-Shlizerman. Stylesdf: High-resolution 3d-consistent image and geometry generation. In *CVPR*, 2022. 4
- [6] Seonwook Park, Adrian Spurr, and Otmar Hilliges. Deep pictorial gaze estimation. In *ECCV*, 2018. 2
- [7] Seonwook Park, Xucong Zhang, Andreas Bulling, and Otmar Hilliges. Learning to find eye region landmarks for remote gaze estimation in unconstrained settings. In *ACM ETRA*, 2018. 1, 2
- [8] B.A. Smith, Q. Yin, S.K. Feiner, and S.K. Nayar. Gaze Locking: Passive Eye Contact Detection for Human?Object Interaction. In *ACM UIST*, 2013. 2
- [9] Yusuke Sugano, Yasuyuki Matsushita, and Yoichi Sato. Learning-by-synthesis for appearance-based 3d gaze estimation. In *CVPR*, 2014. 2
- [10] Erroll Wood, Tadas Baltrušaitis, Louis-Philippe Morency, Peter Robinson, and Andreas Bulling. A 3d morphable eye region model for gaze estimation. In *ECCV*, 2016. 2
- [11] Yu Yu, Gang Liu, and Jean-Marc Odobez. Deep multitask gaze estimation with a constrained landmark-gaze model. In *ECCV Workshops*, 2018. 2
- [12] Yu Yu, Gang Liu, and Jean-Marc Odobez. Improving few-shot user-specific gaze adaptation via gaze redirection synthesis. In *CVPR*, 2019. 2