

RISnet: a Dedicated Scalable Neural Network Architecture for Optimization of Reconfigurable Intelligent Surfaces

Bile Peng, Finn Siegismund-Poschmann and Eduard A. Jorswieck

Institute for Communications Technology

Technische Universität Braunschweig, Germany

Email: {b.peng, f.siegismund-poschmann, e.jorswieck}@tu-bs.de

Abstract—The reconfigurable intelligent surface (RIS) is a promising technology for next-generation wireless communication. It comprises many passive antennas, which reflect signals from the transmitter to the receiver with adjusted phases without changing the amplitude. The large number of the antennas enables a huge potential of signal processing despite the simple functionality of a single antenna. However, it also makes the RIS configuration a high dimensional problem, which might not have a closed-form solution and has a high complexity and, as a result, severe difficulty in online real-time application if we apply iterative numerical solutions. In this paper, we introduce a machine learning approach to maximize the weighted sum-rate (WSR). We propose a dedicated neural network architecture called *RISnet*. The RIS optimization is designed according to the RIS property of product and direct channel and homogeneous RIS antennas. The architecture is scalable due to the fact that the number of trainable parameters is independent from the number of RIS antennas (because all antennas share the same parameters). The weighted minimum mean squared error (WMMSE) precoding is applied and an alternating optimization (AO) training procedure is designed. Testing results show that the proposed approach outperforms the state-of-the-art block coordinate descent (BCD) algorithm. Moreover, although the training takes several hours, online testing with trained model (application) is almost instant, which makes it feasible for real-time application. Compared to it, the BCD algorithm requires much more convergence time. Therefore, the proposed method outperforms the state-of-the-art algorithm in both performance and complexity.

Index Terms—reconfigurable intelligent surface, weighted sum-rate, machine learning, weighted minimum mean-square error precoder, alternating optimization.

I. INTRODUCTION

The reconfigurable intelligent surface (RIS) is a large antenna array composed of many passive antennas. It receives the signal from the transmitter, performs a simple signal processing without external power, and transmits it to the receiver. It enables a new opportunity to optimize the wireless channel. For decades, the channel properties were given and could not be modified. Due to the simple structure, low cost, and high integrability with other communication technologies, the RIS is widely considered as a key enabling technology of the next-generation wireless communication systems [1], [2]. Among the various possible applications of the RIS, we

consider the weighted sum-rate (WSR) maximization problem in the RIS-assisted downlink broadcast channel in this paper.

Two main challenges of the RIS optimization are the joint optimization of precoding at the high dimensional base station (BS) and configuration of the RIS due to the large number of antennas. For the first challenge, we can apply the well-established weighted minimum mean squared error (WMMSE) precoder [3]–[5], which promises optimality of the WSR in presence of both interference and thermal noise for multiple users. However, the joint optimization between BS and RIS is still an open problem. For the second challenge, majorization-maximization (MM) [6], [7], stochastic successive convex approximation [8], alternating optimization (AO) [9], fully convolutional network (FCN) [10] and alternating direction method of multipliers (ADMM) [11] are applied to optimize the RIS configuration. These proposed algorithms have achieved reasonable performance at the cost of high computational effort. In a broader class of RIS optimization problem formulations, the Riemannian manifold conjugate gradient (RMCG) and the Lagrangian method are applied to optimize multiple RISs and BS to serve users on the cell edge [12]. Spatial multiplexing in RIS-assisted uplink is considered [13]. A joint precoding scheme with an AO method is proposed for cell-free RIS-aided communication [14]. Downlink signal-to-noise ratio (SNR) is maximized for single user with deep reinforcement learning (DRL) [15]. The spectrum and energy efficiency are optimized with RIS [16], [17]. The interference caused by secondary networks is mitigated with an RIS [18]. The BS precoding and phase shifts of the RIS are iteratively optimized with the orthogonal frequency-division multiplexing (OFDM) transmission scheme [19], [20]. The RIS configuration is optimized for a single user in [21]. The graph neural network is applied to optimize the RIS with implicit channel state information (CSI) in [22]. The robust transmission scheme design against imperfect CSI is addressed as well [23]. These methods are either proposed for simple problem, or suboptimal in performance or scalability and cannot realize the potential of the RIS, or have high complexity and are not suitable for online real-time application.

In order to further realize the potential of the RIS and reduce the complexity, this paper presents a dedicated and scalable

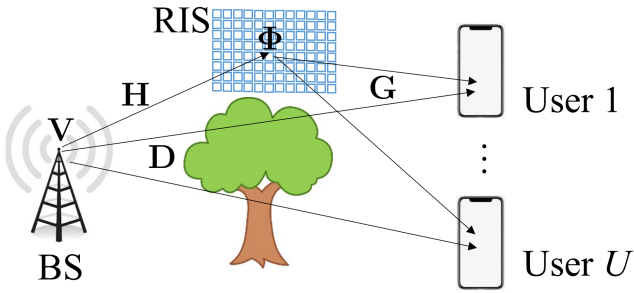


Fig. 1. System model of RIS-assisted downlink broadcast channel. A tree is on the direct paths to show that the line-of-sight paths are blocked and the direct paths are weak, such that the paths via the RIS is important and the RIS optimization can improve the performance significantly.

neural network architecture *RISnet*, which optimizes the RIS phase shifts for each RIS antenna according to the channel features and realizes an improved WSR.

II. SYSTEM MODEL AND PROBLEM FORMULATION

The RIS-aided communication is considered with direct propagation path between BS and users. The objective is to serve multiple users with orthogonal multiple access (i.e., the spatial division multiple access (SDMA)) and to maximize the WSR of the users. The BS is assumed to have multiple antennas and can perform precoding subject to the transmit power constraint E_{Tr} . Each RIS antenna has the ability to reflect signal from the transmitter with an adjusted complex phase.

We denote the precoding matrix of size $M \times U$ as \mathbf{V} , where M is the number of BS antennas and U is the number of single-antenna users, the channel from BS to RIS of size $N \times M$ as \mathbf{H} , where N is the number of RIS antennas. The RIS signal processing is denoted by the diagonal matrix Φ , which has the size of $N \times N$, where the diagonal element ϕ_{nn} in row n and column n is $e^{j\psi_n}$, with $\psi_n \in [0, 2\pi)$ being the phase shift of RIS antenna n . The channel matrix from RIS to users is denoted as \mathbf{G} of size $U \times N$, where the element g_{un} in row u and column n is the channel gain from RIS antenna n to user u . The direct channel from BS to users of size $U \times M$ is denoted as \mathbf{D} , where the element d_{um} in row u and column m is the channel gain from the m th BS antenna to the u th user. The signal model of precoding and transmission is given as

$$\mathbf{y} = (\mathbf{G}\Phi\mathbf{H} + \mathbf{D})\mathbf{V}\mathbf{x} + \mathbf{n}, \quad (1)$$

where \mathbf{x} of size $U \times 1$ is the column vector of transmitted symbols, \mathbf{y} of the same size is the column vector of received symbols and \mathbf{n} of the same size is the column vector of thermal noise. The system model is illustrated in Fig. 1.

Let \mathbf{C} be the matrix of precoding and transmission, i.e.,

$$\mathbf{C} = (\mathbf{G}\Phi\mathbf{H} + \mathbf{D})\mathbf{V} \quad (2)$$

and c_{uv} be the element of \mathbf{C} in row u and column v , our objective is to maximize the WSR. Define α_u as the weight of user u , the problem is formulated as

$$\begin{aligned} \max_{\mathbf{V}, \Phi} \quad & \sum_{u=1}^U \alpha_u \log_2 \left(1 + \frac{c_{uu}^2}{\sum_{v \neq u} c_{uv}^2 + \frac{1}{\rho}} \right) \\ \text{s.t.} \quad & \text{tr}(\mathbf{V}\mathbf{V}^H) \leq E_{Tr} \\ & |\phi_{nn}| = 1 \\ & |\phi_{nn'}| = 0 \text{ for } n \neq n', \end{aligned} \quad (3)$$

where ρ is the transmit signal-to-noise ratio (TSNR), which is the ratio between transmit power and noise power (we do not use the conventional SNR as the ratio between received signal power and noise power because the RIS changes the channel gain and the received signal power is not constant). In this work, we use the WMMSE precoding matrix as \mathbf{V} and optimize Φ to maximize the WSR.

III. CHANNEL FEATURES

We propose to obtain Φ with a neural network according to the channel matrices, among which \mathbf{H} is assumed to be constant because BS and RIS are stationary and the environment is relatively invariant, \mathbf{G} and \mathbf{D} vary with the user positions and are necessary to compute Φ and \mathbf{V} . We interpret \mathbf{G} and \mathbf{D} as two feature maps. While each column of \mathbf{G} can be unambiguously mapped to each RIS antenna, \mathbf{D} is the direct channel and is irrelevant to the RIS. Therefore, we define $\mathbf{J} = \mathbf{D}\mathbf{H}^+$, where $(\cdot)^+$ denotes the pseudo-inverse operation, and (1) becomes

$$\mathbf{y} = (\mathbf{G}\Phi + \mathbf{J})\mathbf{H}\mathbf{V}\mathbf{x} + \mathbf{n}. \quad (4)$$

Equation (4) can be interpreted as follows: signal \mathbf{x} is precoded with \mathbf{V} and then transmitted through channel \mathbf{H} to the RIS, then through channel $\mathbf{G}\Phi + \mathbf{J}$ to the users. Both \mathbf{G} and \mathbf{J} have N columns and their columns can be unambiguously mapped to the RIS antennas. Therefore, the features of RIS antenna n can be defined as

$$\gamma_n = (|g_{1n}|, \arg(g_{1n}), \dots, |g_{Un}|, \arg(g_{Un}), |j_{1n}|, \arg(j_{1n}), \dots, |j_{Un}|, \arg(j_{Un})), \quad (5)$$

where g_{un} is the element in row u and column n of \mathbf{G} , j_{un} is defined similarly to matrix \mathbf{J} . In this way, we use $4U$ features to characterize the wireless channels with U users with respect to each RIS antenna.

IV. THE RISNET ARCHITECTURE

In this section, we present the RISnet architecture. The basic idea of the RISnet is that an RIS antenna needs its local information as well as the information of the whole RIS to make a good decision on its phase shift. The local information of an antenna is obtained based on the information of the considered antenna exclusively (therefore it is called local information). The global information is the mean of the information of all RIS antennas, which is the same to all RIS antennas and represents the information of the whole antenna array (therefore it is called global information). We present two versions of RISnet. The first version takes the concatenated channel features of all users as input. Permutation of the users

causes different output. This version is named *permutation-variant* RISnet. The second version takes separated channel features of each user and user permutation has no impact on the output. This version is named *permutation-invariant* RISnet. The permutation-variant RISnet can work with asymmetric objective functions, such as WSR with different weights of users or nonorthogonal multiple access (NOMA) in future works. The permutation-invariant RISnet works only with symmetric objective functions, but its permutation-invariance makes it more generalized to unseen channel data.

A. Permutation-variant RISnet

Denote the input of layer i as \mathbf{F}_i of shape $B_i \times N$, where B_i is the feature dimension of layer i and the n th column of \mathbf{F}_i is the feature vector of RIS antenna n . For $i = 1$, \mathbf{F}_1^u (i.e., the input of the RISnet) is defined as the channel feature

$$\mathbf{F}_1 = \mathbf{\Gamma}, \quad (6)$$

where the n th column of $\mathbf{\Gamma}$ is γ_n defined in (5).

For layer $i < L$, we compute the local feature as

$$\mathbf{F}_{i+1}^l = \text{ReLU}(\mathbf{W}_i^l \mathbf{F}_i + \mathbf{b}_i^l) \quad (7)$$

where \mathbf{W}_i^l of shape $B_{i+1}^l \times B_i$ and \mathbf{b}_i^l of shape $B_{i+1}^l \times 1$ are trainable weight and bias for local feature in layer i , where B_{i+1}^l is the local feature dimension for layer $i + 1$. Note that \mathbf{b}_i^l is added to every column to $\mathbf{W}_i^l \mathbf{F}_i$. The global feature is computed as

$$\mathbf{F}_{i+1}^g = \text{ReLU}(\mathbf{W}_i^g \mathbf{F}_i + \mathbf{b}_i^g) \times \mathbf{1}_N / N \quad (8)$$

for all RIS antennas, where \mathbf{W}_i^g of shape $B_{i+1}^g \times B_i$ and \mathbf{b}_i^g of shape $B_{i+1}^g \times 1$ are trainable weight and bias for global feature in layer i , with B_{i+1}^g being the global feature dimension of layer $i + 1$, and $\mathbf{1}_N$ is a matrix of all ones of shape $N \times N$. Compared to (7), the global information is the same for all RIS antennas, which is the mean of $\text{ReLU}(\mathbf{W}_i^g \mathbf{F}_i + \mathbf{b}_i^g)$ along the columns. Note that \mathbf{b}_i^g is added to every column of $\mathbf{W}_i^g \mathbf{F}_i$ as in (7).

The output feature by layer i is the concatenation of the channel features and the two features defined above:

$$\mathbf{F}_{i+1}^u = \left((\mathbf{\Gamma})^T, (\mathbf{F}_{i+1}^l)^T, (\mathbf{F}_{i+1}^g)^T \right)^T. \quad (9)$$

Therefore, the feature dimension of the layer $i + 1$ is $B_{i+1} = 4U + B_{i+1}^l + B_{i+1}^g$ since the channel feature dimension is $4U$.

In the final layer ($i = L$), the output of the RISnet is computed as

$$\mathbf{f}_{L+1} = \text{ReLU} \left(\mathbf{w}_L \sum_u \mathbf{F}_L^u + b_L \right) \quad (10)$$

where \mathbf{w}_L and b_L are trainable weights and bias, respectively. The RIS signal processing matrix $\mathbf{\Phi}$ is obtained by

$$\mathbf{\Phi} = \text{diag}(e^{j\mathbf{f}_{L+1}}). \quad (11)$$

Since elements in \mathbf{f}_{L+1} are always real, we make sure the amplitudes of the diagonal elements in $\mathbf{\Phi}$ are 1 and the off-diagonal elements in $\mathbf{\Phi}$ are 0.

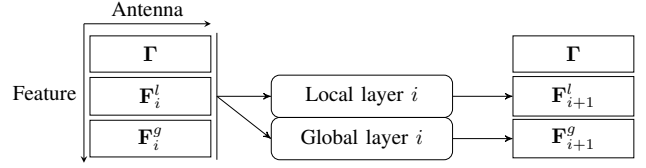


Fig. 2. Information processing of one layer in the RISnet.

The information processing of one layer of the permutation-invariant RISnet is illustrated in Fig. 2.

Remark: Note that the layers in the RISnet do not have physical meanings. Multiple layers are required to allow for complicated mapping from CSI to phase shifts. The input of the first layer is the CSI whereas the output of the last layer is the phase shifts. Input and output of the intermediate layers do not have physical meanings.

B. Permutation-invariant RISnet

Denote the input of layer i from user u as \mathbf{F}_i^u of shape $B_i \times N$, where the n th column of \mathbf{F}_i^u is the feature vector of RIS antenna n . For $i = 1$, \mathbf{F}_1^u (i.e., the input of the RISnet) is defined as

$$\mathbf{F}_1^u = \mathbf{\Gamma}^u, \quad (12)$$

where $\mathbf{\Gamma}^u = 1, 2, \dots, U$ is the channel feature of user u .

For layer $i < L$, we compute the ego local feature as

$$\mathbf{F}_{i+1}^{u,e,l} = \text{ReLU}(\mathbf{W}_i^{e,l} \mathbf{F}_i^u + \mathbf{b}_i^{e,l}), \quad (13)$$

where $\mathbf{W}_i^{e,l}$ of shape $B_{i+1}^{e,l} \times B_i$ and $\mathbf{b}_i^{e,l}$ of shape $B_{i+1}^{e,l} \times 1$ are trainable weight and bias for ego and local feature in layer i , where $B_{i+1}^{e,l}$ is the ego and local feature dimension for layer $i + 1$. The ego global feature is computed as

$$\mathbf{F}_{i+1}^{u,e,g} = \text{ReLU}(\mathbf{W}_i^{e,g} \mathbf{F}_i^u + \mathbf{b}_i^{e,g}) \mathbf{1}_N / N \quad (14)$$

for all RIS antennas and all u , where $\mathbf{W}_i^{e,g}$ of shape $B_{i+1}^{e,g} \times B_i$ and $\mathbf{b}_i^{e,g}$ of shape $B_{i+1}^{e,g} \times 1$ are trainable weight and bias for ego and global feature in layer i , where $B_{i+1}^{e,g}$ is the ego and global feature dimension of layer $i + 1$. Compared to (13), the global information is the same for all RIS antennas, which is the mean of $\text{ReLU}(\mathbf{W}_i^{e,g} \mathbf{F}_i^u + \mathbf{b}_i^{e,g})$.

The opposite local and opposite global features of user u are computed similarly as

$$\mathbf{F}_{i+1}^{u,o,l} = \sum_{v \neq u} \text{ReLU}(\mathbf{W}_i^{o,l} \mathbf{F}_i^v + \mathbf{b}_i^{o,l}) / (U - 1) \quad (15)$$

and

$$\mathbf{F}_{i+1}^{u,o,g} = \sum_{v \neq u} \text{ReLU}(\mathbf{W}_i^{o,g} \mathbf{F}_i^v + \mathbf{b}_i^{o,g}) \mathbf{1}_N / (N(U - 1)) \quad (16)$$

respectively, where $\mathbf{W}_i^{o,l}$ of shape $B_{i+1}^{o,l} \times B_i$, $\mathbf{b}_i^{o,l}$ of shape $B_{i+1}^{o,l} \times 1$, $\mathbf{W}_i^{o,g}$ of shape $B_{i+1}^{o,g} \times B_i$ and $\mathbf{b}_i^{o,g}$ of shape $B_{i+1}^{o,g} \times 1$ are trainable weights for opposite local feature, bias for opposite local feature, weights for opposite global feature and bias for opposite global feature, respectively, with $B_{i+1}^{o,l}$ and $B_{i+1}^{o,g}$ being the opposite local and opposite global feature

dimension of layer $i + 1$, respectively. The sum operator in (15) and (16) are regarding the tensors.

The output feature by layer i of user u is the concatenation of the channel features and the four features defined above:

$$\mathbf{F}_{i+1}^u = \left((\mathbf{\Gamma}^u)^T, \left(\mathbf{F}_{i+1}^{u,e,l} \right)^T, \left(\mathbf{F}_{i+1}^{v,o,l} \right)^T, \left(\mathbf{F}_{i+1}^{u,e,g} \right)^T, \left(\mathbf{F}_{i+1}^{v,o,g} \right)^T \right)^T. \quad (17)$$

Therefore, the feature dimension of layer $i + 1$ is $B_{i+1} = 4 + B_i^{e,l} + B_i^{e,g} + B_i^{o,l} + B_i^{o,g}$.

In the final layer ($i = L$), the output of the RISnet is computed as

$$\mathbf{f}_{L+1} = \text{ReLU} \left(\mathbf{w}_L \sum_u \mathbf{F}_L^u + b_L \right) \quad (18)$$

where \mathbf{w}_L and b_L are trainable weights and bias, respectively. The RIS signal processing matrix Φ is obtained by (11) as in the

The information processing of one layer of the permutation-invariant RISnet is illustrated in Fig. 3. Please note that only two users are shown in the figure for the illustration simplicity. If more than two users are served, opposite information is averaged over the users according to (15) and (16).

In our current setup, the permutation-variant RISnet has 10001 trainable variables, the permutation-invariant RISnet has 7301 trainable variables. Compared to that, one fully connected layer with 1024 dimensional input and 1024 dimensional output has 1049600 trainable variables. This shows that the complexity of the proposed RISnet architecture is significantly lower than the conventional neural networks with fully connected layers.

Training of the neural work is performed as Algorithm 1 describes.

Algorithm 1 RISnet training

repeat

 Randomly select a batch of data samples.

 Compute WMMSE precoding vectors \mathbf{V} for every data sample in the batch.

 Compute the gradient of the objective with current \mathbf{V} w.r.t. the neural network parameters

 Perform a stochastic gradient ascent step with the Adam optimizer

until Predefined number of iterations achieved

V. TRAINING AND TESTING RESULTS

The training and testing results are presented in this section. Important parameters of scenario and model are presented in Table I.

The improvement of WSR during training is shown in Fig. 4, where one iteration is a gradient ascent step with a batch of channel data. From the figure we can observe that the training has improved the WSR considerably. Furthermore, the permutation-variant RISnet quickly converges while the

TABLE I
SETTING AND PARAMETER VALUES

Parameter	Value
Number of BS antennas	9
Number of RIS antennas	1024
Number of users	4
Channel models	Rayleigh fading channels
Transmit SNR	10^{11} , 5×10^{11} , 10^{12}
Weights of users	(0.25, 0.25, 0.25, 0.25)
Number of layers	8
Learning rate	8×10^{-4}
Optimizer	ADAM
Feature dimension for permutation-variant RISnet	16
Feature dimension for permutation-invariant RISnet	8
Iterations for permutation-variant version	500
Iterations for permutation-invariant version	1000
Batch size	512
Optimizer	ADAM
Number of data samples in training set	10240
Number of data samples in testing set	1024

permutation-invariant RISnet takes significantly longer time to train. However, the achieved WSR is higher with the permutation-invariant RISnet. The difference is bigger with higher TSNR. It is to note that the permutation-invariant RISnet is only applicable to permutation-invariant objective functions. If the users have different weights or if we apply NOMA instead of SDMA, we have to use the permutation-variant RISnet because a user permutation changes the optimal RIS configuration.

We choose random phase shifts of the RIS and the block coordinate descent (BCD) algorithm proposed in [8] as two baselines to compare the proposed approach. The testing data are different from the training data and are identical to all four approaches shown in the figure. We can observe that both versions of the RISnet outperform the two baselines significantly. In addition, the testing with 1024 data samples takes only one minute on a laptop with RISnet. On the other hand, the optimization with the BCD algorithm takes more than 24 hours on the server with the same data samples. This indicates that the proposed method is more advantageous in both performance and complexity, therefore is closer to reality.

VI. CONCLUSION

We consider the WSR maximization problem in an RIS-aided wireless communication network. Due to the complexity of the objective function, this problem does not have a closed-form solution. The large number of RIS antennas makes the optimization problem very high dimensional, which makes the computational complexity of an iterative numerical solution very high. In this work, we propose an unsupervised machine learning to solve this problem. A dedicated and scalable neural network architecture *RISnet* is introduced, which achieves a high performance while retaining a low complexity. A

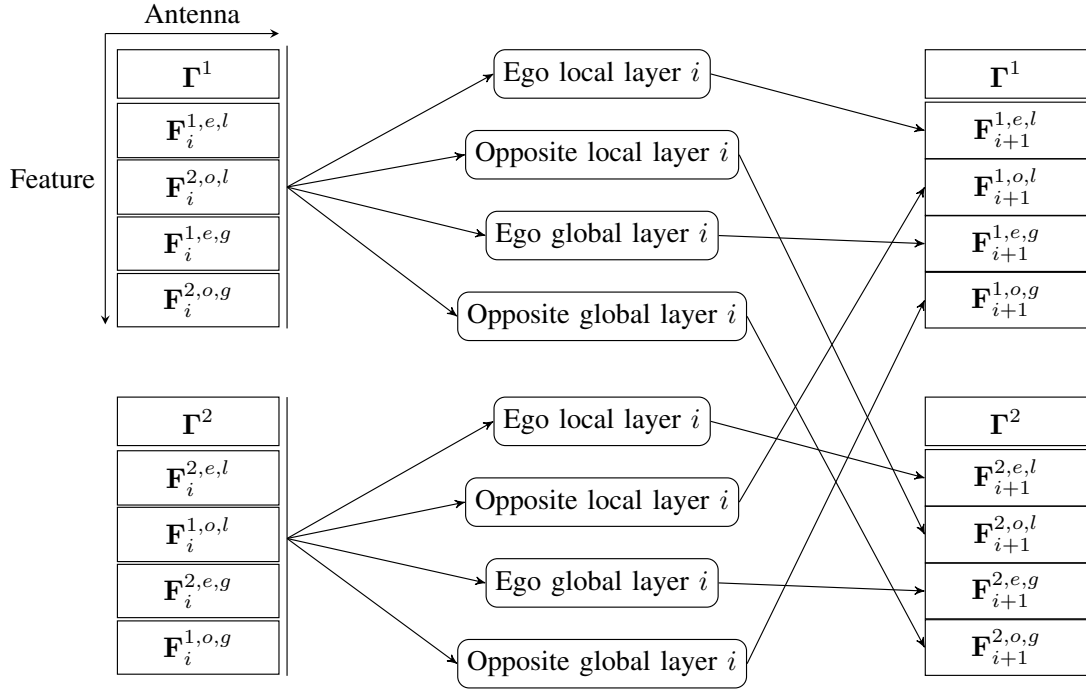


Fig. 3. Information processing of one layer in the permutation-invariant RISNet. Note that two users are assumed for simplicity of presentation. More than two users are possible.

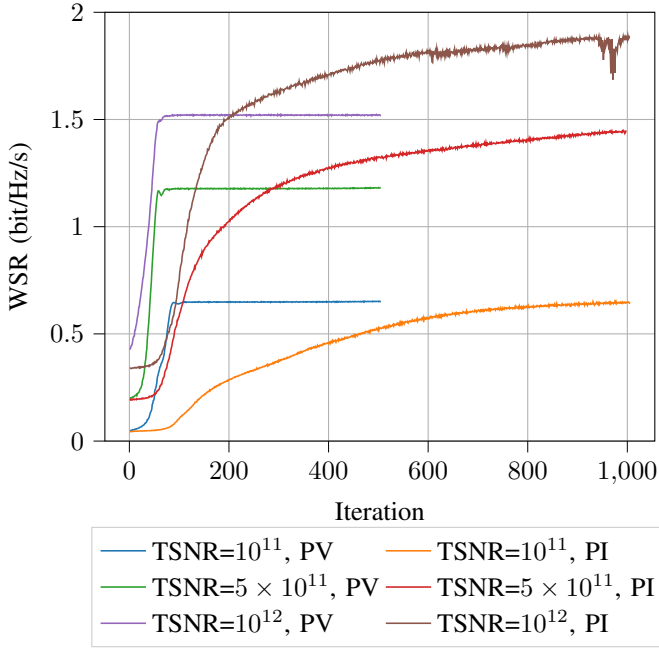


Fig. 4. Improvement of WSR in training. PV stands for permutation-variant and PI stands for permutation-invariant in the legend.

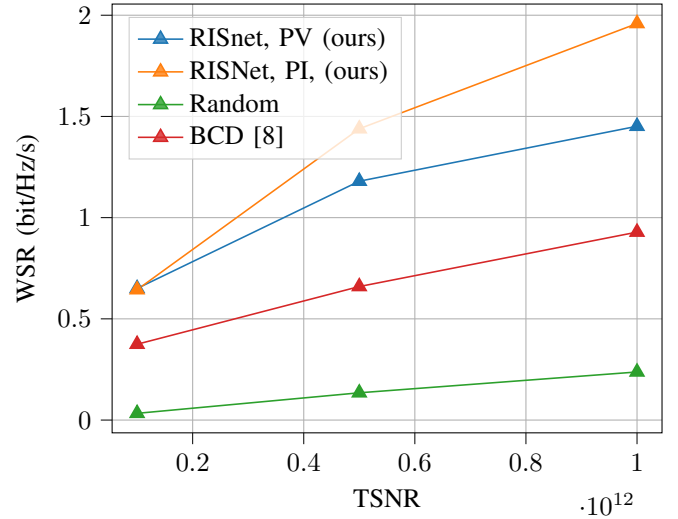


Fig. 5. Testing results of different approaches. PV stands for permutation-variant and PI stands for permutation-invariant in the legend.

permutation-variant version of the RISNet is introduced for general use cases and a permutation-invariant version is proposed for symmetric objective function, where the permutation of users does not change the RISNet output. This property makes it more stable to unseen channel data but limits its application to symmetric objective functions. Training and testing results show that the proposed solution achieves a better performance than the state-of-the-art algorithm with a much lower complexity in testing (application), thus making it not

only more advantageous, but also closer to reality.

Source code and data set of this paper are available under <https://github.com/bilepeng/risnet>.

REFERENCES

- [1] M. Di Renzo, A. Zappone, M. Debbah, M.-S. Alouini, C. Yuen, J. De Rosny, and S. Tretyakov, "Smart radio environments empowered by reconfigurable intelligent surfaces: How it works, state of research, and the road ahead," *IEEE Journal on Selected Areas in Communications*, vol. 38, no. 11, pp. 2450–2525, 2020.
- [2] C. Huang, S. Hu, G. C. Alexandropoulos, A. Zappone, C. Yuen, R. Zhang, M. Di Renzo, and M. Debbah, "Holographic MIMO surfaces for 6G wireless networks: Opportunities, challenges, and trends," *IEEE Wireless Communications*, vol. 27, no. 5, pp. 118–125, 2020.
- [3] H. Sampath, P. Stoica, and A. Paulraj, "Generalized linear precoder and decoder design for MIMO channels using the weighted MMSE criterion," *IEEE Transactions on Communications*, vol. 49, no. 12, pp. 2198–2206, 2001.
- [4] S. S. Christensen, R. Agarwal, E. De Carvalho, and J. M. Cioffi, "Weighted sum-rate maximization using weighted MMSE for MIMO-BC beamforming design," *IEEE Transactions on Wireless Communications*, vol. 7, no. 12, pp. 4792–4799, 2008.
- [5] Q. Shi, M. Razaviyayn, Z.-Q. Luo, and C. He, "An iteratively weighted MMSE approach to distributed sum-utility maximization for a MIMO interfering broadcast channel," *IEEE Transactions on Signal Processing*, vol. 59, no. 9, pp. 4331–4340, 2011.
- [6] C. Huang, A. Zappone, M. Debbah, and C. Yuen, "Achievable rate maximization by passive intelligent mirrors," in *2018 IEEE International Conference on Acoustics, Speech and Signal Processing (ICASSP)*, IEEE, 2018, pp. 3714–3718.
- [7] G. Zhou, C. Pan, H. Ren, K. Wang, and A. Nallanathan, "Intelligent reflecting surface aided multigroup multicast MISO communication systems," *IEEE Transactions on Signal Processing*, vol. 68, pp. 3236–3251, 2020.
- [8] H. Guo, Y.-C. Liang, J. Chen, and E. G. Larsson, "Weighted sum-rate maximization for reconfigurable intelligent surface aided wireless networks," *IEEE Transactions on Wireless Communications*, vol. 19, no. 5, pp. 3064–3076, 2020.
- [9] N. S. Perović, L.-N. Tran, M. Di Renzo, and M. F. Flanagan, "On the maximum achievable sum-rate of the RIS-aided MIMO broadcast channel," *arXiv preprint arXiv:2110.01700*, 2021.
- [10] B. Peng, J.-A. Termöhlen, C. Sun, D. He, K. Guan, T. Fingscheidt, and E. A. Jorswieck, "Reconfigurable intelligent surface enabled spatial multiplexing with fully convolutional network," *arXiv preprint arXiv:2201.02834*, 2022.
- [11] X. Liu, C. Sun, and E. A. Jorswieck, "Two-user SINR region for reconfigurable intelligent surface aided downlink channel," in *2021 IEEE International Conference on Communications Workshops (ICC Workshops)*, IEEE, 2021, pp. 1–6.
- [12] Z. Li, M. Hua, Q. Wang, and Q. Song, "Weighted sum-rate maximization for multi-IRS aided cooperative transmission," *IEEE Wireless Communications Letters*, vol. 9, no. 10, pp. 1620–1624, 2020.
- [13] M. A. Elmoallamy, H. Zhang, R. Sultan, K. G. Seddik, L. Song, Z. Han, and Z. Han, "On Spatial Multiplexing Using Reconfigurable Intelligent Surfaces," *IEEE Wireless Communications Letters*, vol. 10, no. 2, pp. 226–230, 2021. DOI: 10.1109/LWC.2020.3025030. arXiv: 2009.07064.
- [14] Z. Zhang and L. Dai, "A joint precoding framework for wideband reconfigurable intelligent surface-aided cell-free network," *IEEE Transactions on Signal Processing*, 2021.
- [15] K. Feng, Q. Wang, X. Li, and C.-K. Wen, "Deep reinforcement learning based intelligent reflecting surface optimization for MISO communication systems," *IEEE Wireless Communications Letters*, vol. 9, no. 5, pp. 745–749, 2020.
- [16] C. Huang, A. Zappone, G. C. Alexandropoulos, M. Debbah, and C. Yuen, "Reconfigurable intelligent surfaces for energy efficiency in wireless communication," *IEEE Transactions on Wireless Communications*, vol. 18, no. 8, pp. 4157–4170, 2019.
- [17] Y. Gao, C. Yong, Z. Xiong, D. Niyato, Y. Xiao, and J. Zhao, "Reconfigurable intelligent surface for MISO systems with proportional rate constraints," in *ICC 2020-2020 IEEE International Conference on Communications (ICC)*, IEEE, 2020, pp. 1–7.
- [18] D. Xu, X. Yu, and R. Schober, "Resource allocation for intelligent reflecting surface-assisted cognitive radio networks," in *2020 IEEE 21st International Workshop on Signal Processing Advances in Wireless Communications (SPAWC)*, IEEE, 2020, pp. 1–5.
- [19] Y. Yang, B. Zheng, S. Zhang, and R. Zhang, "Intelligent reflecting surface meets OFDM: Protocol design and rate maximization," *IEEE Transactions on Communications*, vol. 68, no. 7, pp. 4522–4535, 2020.
- [20] H. Li, R. Liu, M. Liy, Q. Liu, and X. Li, "IRS-enhanced wideband MU-MISO-OFDM communication systems," in *2020 IEEE Wireless Communications and Networking Conference (WCNC)*, IEEE, 2020, pp. 1–6.
- [21] Ö. Özdoğan and E. Björnson, "Deep learning-based phase reconfiguration for intelligent reflecting surfaces," in *2020 54th Asilomar Conference on Signals, Systems, and Computers*, IEEE, 2020, pp. 707–711.
- [22] T. Jiang, H. V. Cheng, and W. Yu, "Learning to reflect and to beamform for intelligent reflecting surface with implicit channel estimation," *IEEE Journal on Selected Areas in Communications*, vol. 39, no. 7, pp. 1931–1945, 2021.
- [23] G. Zhou, C. Pan, H. Ren, K. Wang, and A. Nallanathan, "A framework of robust transmission design for IRS-aided MISO communications with imperfect cascaded channels," *IEEE Transactions on Signal Processing*, vol. 68, pp. 5092–5106, 2020.