

CrossSplit: Mitigating Label Noise Memorization through Data Splitting

Jihye Kim*

Samsung Advanced Institute of Technology (SAIT), South Korea

Aristide Baratin

SAIT AI Lab, Montreal

Yan Zhang

SAIT AI Lab, Montreal

Simon Lacoste-Julien†

Mila, Université de Montreal

SAIT AI Lab, Montreal

Abstract

We approach the problem of improving robustness of deep learning algorithms in the presence of label noise. Building upon existing label correction and co-teaching methods, we propose a novel training procedure to mitigate the memorization of noisy labels, called *CrossSplit*, which uses a pair of neural networks trained on two disjoint parts of the dataset. *CrossSplit* combines two main ingredients: (i) *Cross-split label correction*. The idea is that, since the model trained on one part of the data cannot memorize example-label pairs from the other part, the training labels presented to each network can be smoothly adjusted by using the predictions of its peer network; (ii) *Cross-split semi-supervised training*. A network trained on one part of the data also uses the unlabeled inputs of the other part. Extensive experiments on CIFAR-10, CIFAR-100, Tiny-ImageNet and mini-WebVision datasets demonstrate that our method can outperform the current state-of-the-art up to 90% noise ratio.

1. Introduction

Deep learning algorithms [8] have become ubiquitous in computer vision in the last decade. A large part of this success relies on the availability of massive amounts of labeled data, via e.g. web crawling [19] or crowd-sourcing platforms [33]. However, while these data-collection methods enable to bypass cost-prohibitive human annotations, they inherently yield a lot of mislabeled samples [19, 36]. This leads to a degradation of the performance, especially considering that deep neural networks have enough capacity to fully memorize noisy labels [2, 21, 38]. An important issue in the field is therefore to adapt the training process to

improve robustness under label noise.

This problem has been addressed in various ways in the recent literature. Two common approaches are *label correction* and *sample selection*. The first one focuses on correcting the noisy labels during training, e.g., by using soft labels defined as convex combinations of the assigned label and the model prediction [1, 23, 30]. Another common approach uses sample selection mechanisms, which separate clean examples from noisy ones during training [9, 12, 16, 37], e.g. using a small-loss criterion [17]. Current state-of-the-art methods [12, 16] combine epoch-wise sample selection with a co-teaching procedure [9, 37] where two networks are trained simultaneously, each of them using the sample selection of the other so as to mitigate confirmation bias. Semi-supervised learning (SSL) techniques are then used where the selected noisy examples are treated as unlabeled data.

Despite the popularity and success of these methods, they are not exempt of drawbacks. Existing label correction methods define soft target labels in terms on their own prediction, which may become unreliable as training progresses and memorization occurs [23]. Sample selection procedures rely on criteria to filter out noisy examples which are subject to selection errors – in fact, making an accurate distinction between mislabelled and inherently difficult examples is a notoriously challenging problem [3, 5, 29].

The goal of this paper is to propose a novel robust training scheme that addresses some of these drawbacks. The idea is to bypass the sample selection process by using a random splitting of the data into two disjoint parts, and to train a separate network on each of these splits. The rationale is that the model trained on one part of the data cannot memorize input-label pairs from the other part. We propose to correct the labels presented to each network by using a combination of the assigned label and the prediction of the peer network. This procedure allows us to avoid the mem-

*Corresponding author: jihye32.kim@samsung.com. Work done as a visiting researcher at SAIT AI Lab, Montreal

†Canada CIFAR AI Chair

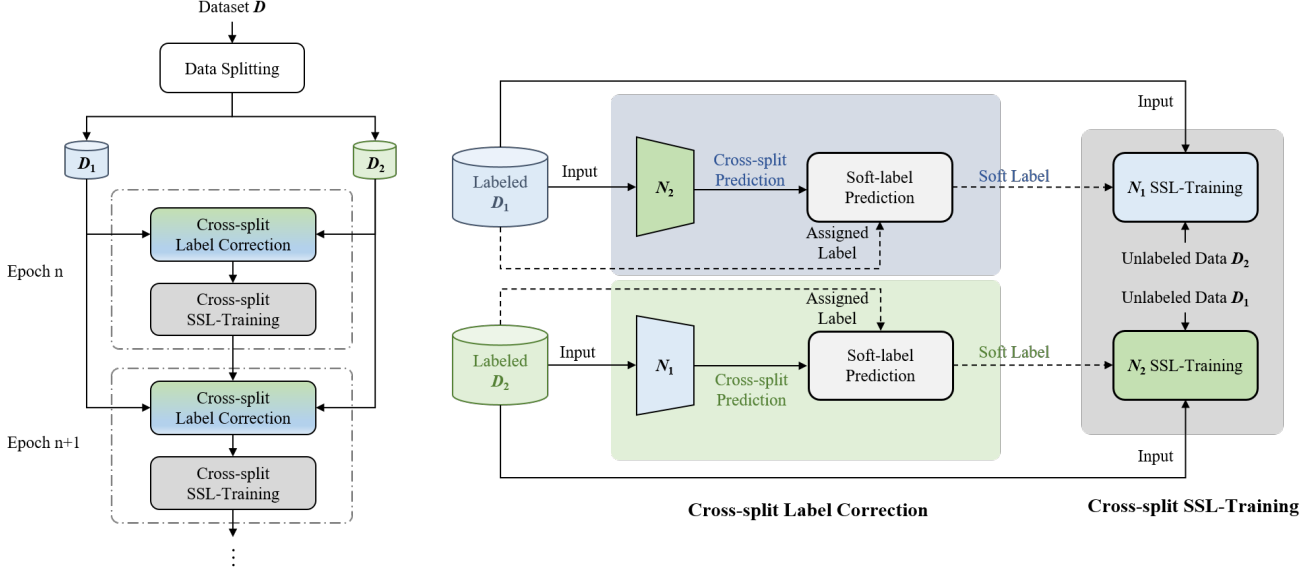


Figure 1. *CrossSplit* splits the original training dataset into two disjoint parts and train a separate network on each of these splits. The dataset each network is trained on is also used by the peer network as unlabeled data for semi-supervised learning (SSL). At each training epoch, *CrossSplit* uses a cross-split label correction scheme that defines soft labels in terms of the peer prediction.

orization of examples without significantly degrading the learning of difficult examples. Cross-split semi-supervised learning is then performed where the data each network is trained on is also used as unlabeled data by the peer network. The training procedure is illustrated in Fig. 1.

Our contributions are summarized as follows:

- We introduce *CrossSplit* for robust training (Sec. 2), which uses a pair of networks trained on two *disjoint* parts of the labeled dataset. Through experimental analysis, we verify that this data splitting scheme helps in reducing the memorization of noisy labels (Fig. 3).
- Through extensive experiments on CIFAR-10, CIFAR-100, Tiny-ImageNet, and mini-WebVision datasets, we show that our method can outperform the current state-of-the-art up to 90% noise ratio (Sec. 4).
- We perform a thorough ablation study of the different components of our procedure (Sec. 4.5).

2. Proposed Method

In this section we introduce *CrossSplit* for alleviating memorization of noisy labels.

Setup The procedure begins with a random splitting of the labeled dataset \mathcal{D} into two disjoint subsets \mathcal{D}_1 and \mathcal{D}_2 . Just like in standard co-training [4] and co-teaching [9, 37] schemes, *CrossSplit* trains simultaneously two neural networks \mathcal{N}_1 and \mathcal{N}_2 . While these networks can in principle

Algorithm 1: CrossSplit

Input: Split training set $\mathcal{D} = \{\mathcal{D}_1, \mathcal{D}_2\}$, pair of networks $\mathcal{N}_1, \mathcal{N}_2$, warmup epoch E_{warm} , total number of epochs E_{max} .
 $\theta_1, \theta_2 \leftarrow$ Initialize network parameters
 $\theta_1, \theta_2 \leftarrow$ Warmup supervised training on whole dataset for E_{warm} epochs
for $epoch \in [E_{\text{warm}} + 1, \dots, E_{\text{max}}]$ **do**
 1. Training \mathcal{N}_1 :
 1.1: Perform cross-split label correction Eq. (1) for labeled \mathcal{D}_1 using the predictions of \mathcal{N}_2 (see Sec. 2.1).
 1.2: Perform SSL training [32] using (soft)-labeled \mathcal{D}_1 as labeled data and \mathcal{D}_2 as unlabeled data (see Sec. 2.2).
 2. Analogous training for \mathcal{N}_2 .
end
Return: θ_1, θ_2 .

be completely different models, for simplicity we use the same architecture with two distinct sets of parameters.

Following [12, 16], *CrossSplit* leverages semi-supervised learning techniques where part of the data is treated as unlabeled data. However, the novelty here is to bypass the usual sample selection of noisy data, and to rely instead on a mere cross-split training: \mathcal{N}_1 is trained on \mathcal{D}_1 and uses the inputs of \mathcal{D}_2 as unlabeled data; \mathcal{N}_2 is trained on \mathcal{D}_2 and uses the inputs of \mathcal{D}_1 as unlabeled data. This is a simple yet effective

way to mitigate memorization of the noisy labels, since each network cannot memorize the input-label pairs presented to its peer. Furthermore, at each training epoch, *CrossSplit* includes a label correction step where the labels presented to each network are corrected by means of the peer network prediction. The training procedure is illustrated in Fig. 1 and summarized in Algorithm 1.

We provide below a more detailed description of the different components of *CrossSplit*.

2.1. Cross-split Label Correction

The epoch-wise label correction procedure consists of the generation, by each of the two networks, of soft labels defined as convex combinations of the assigned label and the prediction of the peer network. This is in contrast to existing methods [12, 16, 23, 30] that combine assigned labels with the network’s own prediction.

Consider the network \mathcal{N}_1 and let $(\mathbf{x}_i, \mathbf{y}_i) \in \mathcal{D}_1$, where \mathbf{x}_i an input image and \mathbf{y}_i is the one-hot vector associated to its (possibly noisy) class label. We define the soft label \mathbf{s}_i as the following convex combination of \mathbf{y}_i and the cross-split probability (softmax) vector, $\hat{\mathbf{y}}_{\text{peer},i} = \mathcal{N}_2(\mathbf{x}_i)$:

$$\mathbf{s}_i = \beta_i \hat{\mathbf{y}}_{\text{peer},i} + (1 - \beta_i) \mathbf{y}_i \quad (1)$$

$$\beta_i = \gamma(\text{JSD}_{\text{norm}}(\hat{\mathbf{y}}_{\text{peer},i}, \mathbf{y}_i) - 0.5) + 0.5 \quad (2)$$

where JSD_{norm} is a normalized version of the Jensen-Shannon Divergence (JSD) described in Eq. (4) below, and γ is some relaxation parameter¹. Intuitively, when the peer network confidently predicts the assigned label \mathbf{y}_i , β_i is small and Eq. (2) picks a soft label that is close to \mathbf{y}_i . For a confident peer prediction that disagrees with the label \mathbf{y}_i , the soft label shifts towards the cross-prediction label $\hat{\mathbf{y}}_{\text{peer},i}$.

Class-balancing coefficient normalization UNICON [12] noted that when performing sample selection, the selection threshold should vary between different classes. The purpose is to avoid overproportionally selecting samples from easier classes with samples from harder classes deemed to be mislabeled. We can adapt this idea to our framework by thinking of the weighting from β_i as “soft” sample selection. In particular, we normalize the standard JSD that Karim *et al.* [12] use in such a way that, *within each class*, it ranges from 0 to 1.

To compute this, we keep track of the minimum and maximum JSD values within each class, which we compute at the beginning of every epoch. For each class, encoded by

¹This parameter enables to control the range of β_i , especially at the beginning of training where we may expect the JSD values to be noisy. In our experiments, γ gradually increases from 0.6 to 1 during training.

the one-hot vector \mathbf{y} , we thus compute the quantities

$$\begin{aligned} \text{JSD}_{\mathbf{y}}^{\min} &:= \min_{\{j|\mathbf{y}_j=\mathbf{y}\}} \text{JSD}(\hat{\mathbf{y}}_{\text{peer},j}, \mathbf{y}) \\ \text{JSD}_{\mathbf{y}}^{\max} &:= \max_{\{j|\mathbf{y}_j=\mathbf{y}\}} \text{JSD}(\hat{\mathbf{y}}_{\text{peer},j}, \mathbf{y}) \end{aligned} \quad (3)$$

For each example, we then normalize the JSD through shifting and scaling, using the values (3) associated to its class.

$$\text{JSD}_{\text{norm}}(\hat{\mathbf{y}}_{\text{peer},i}, \mathbf{y}_i) := \frac{\text{JSD}(\hat{\mathbf{y}}_{\text{peer},i}, \mathbf{y}_i) - \text{JSD}_{\mathbf{y}_i}^{\min}}{\text{JSD}_{\mathbf{y}_i}^{\max} - \text{JSD}_{\mathbf{y}_i}^{\min}} \quad (4)$$

2.2. Cross-split SSL-Training

We use a cross-split semi-supervised training procedure. At each training epoch, \mathcal{N}_1 is trained on (soft)-labeled \mathcal{D}_1 with the unlabeled samples from \mathcal{D}_2 and \mathcal{N}_2 is trained on (soft)-labeled \mathcal{D}_2 with the unlabeled samples from \mathcal{D}_1 (see Fig. 1). Regarding the specific techniques used, we reproduce the main ingredients of existing methods [12, 16], by following FixMatch [32] and applying MixUp [39] augmentation. Just like UNICON [12], the semi-supervised loss is combined with a contrastive loss evaluated on the unlabeled dataset to further mitigate noisy label memorization. Our codebase for training is largely based on [12].

3. Related Work

The problem of learning with noisy labels has been approached in various ways in the literature. These include label correction [1, 16, 23, 30, 40], noise robust loss [25, 41], loss correction [7] and sample selection [9, 12, 16, 37] based methods. Most relevant to our work are *label correction* and *sample selection*, which we discuss now in more detail.

Label correction methods In order to mitigate the negative influence of noisy labels in training, some works have focused on gradually adjusting the assigned label based on the model’s prediction [1, 16, 23, 26, 30, 34, 40]. *Bootstrapping* [30] generates new regression targets by combining the assigned label and the model’s prediction, using the same fixed combination weight for all samples. *M-correction* [1] uses instead dynamic weights defined in terms of the sample’s training loss values. Follow-up works proposed to incorporate the prediction confidence or use ensemble predictions by an exponential moving average of network in the design of the weights [23, 40]. However, existing label correction methods have a limitation in that labels are corrected only based on their own prediction, which may cause memorization of noisy samples. This is in contrast to the label correction method proposed in our work, which generates soft labels as combinations of the assigned label and the peer network prediction.

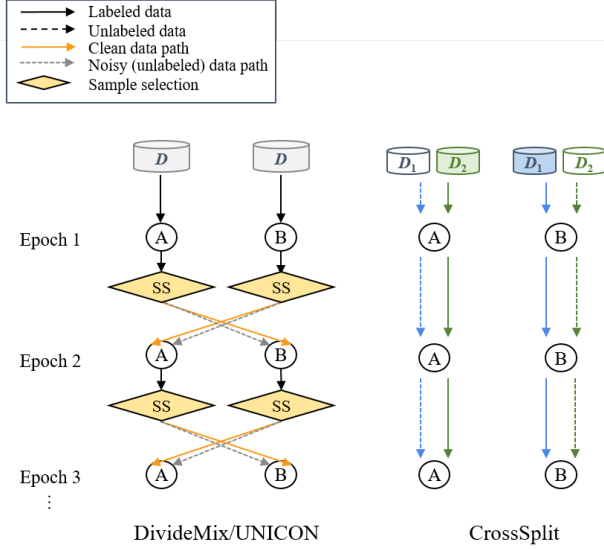


Figure 2. Comparison of the DivideMix [16], UNICON [12], and *CrossSplit* co-teaching pipelines. The data flow is represented with solid lines for labeled data and dotted lines for unlabeled data. All three methods train two networks (A & B) simultaneously. In DivideMix and UNICON, at every epoch, each network separates clean samples (orange solid line) and noisy samples (gray dotted line) using a small loss criterion, and transfers the two subsets to its peer network for subsequent semi-supervised learning. By contrast, *CrossSplit* splits the original training dataset into two halves (green and blue lines) and train each network on one of these splits. The data each network is trained on is also used by the peer network as unlabeled data for semi-supervised learning.

Sample selection-based methods Another common approach is to identify the noisy samples, e.g., using a small-loss criterion [17], to separate them from the clean ones, and to use the two subsets of samples in a different way during training [9, 12, 16]. The selected clean set is typically used for conventional supervised learning; the noisy samples are either excluded from training [9] or treated as unlabeled data for semi-supervised learning [12, 16].

Despite the empirical success of this approach, it has some limitations. Sample selection processes require hyperparameter setting for selection (e.g., noise ratio, threshold value for selection); how well this selection is done affects performance. Moreover, they face the difficult challenge to distinguish between mislabeled data, which should not be memorized, and difficult examples whose labels nevertheless carry useful information [6]. Our work proposes a method that bypasses the sample selection process, where the hard decision as to whether a sample is clean or not is replaced by a soft label correction using the peer network.

Co-training methods State-of-the art sample selection methods take advantage of training two models simultane-

ously in order to prevent confirmation bias [12, 16]. One network selects its small-loss samples, considered as clean samples, to teach its peer network for subsequent training [9, 37]. This idea of network cooperation can be traced back to co-training [4], which can be shown to improve the performance of learning by unlabeled data in semi-supervised learning. In the original version [4], multiple classifiers are trained on distinct views of the data, e.g., mutually exclusive feature sets for the same example, and exchange their predictions. For example, data with high confidence prediction can be added for re-training to the data seen by the peer model [24]. Our approach is similar in spirit, but instead of working with different views of the data, we train different models on disjoint subsets of the dataset. Fig. 2 illustrates the differences between *CrossSplit* and several other co-teaching schemes used in the recent literature [9, 12, 16].

4. Experiments

4.1. Datasets

We conduct experiments both on datasets with simulated label noise and on datasets with natural label noise. Simulating the noise allows us to control the noise level, analyze the memorization behavior of our algorithm and test a variety of scenarios. On the other hand, working with naturally noisy datasets enables practical evaluation in situations where the type and level of noise are unknown.

CIFAR-10/100 datasets [14] contain each 50K training and 10K testing 32×32 coloured images. Following the setup of previous works [12, 16, 20, 35, 37], we use both symmetric and asymmetric label noise. Symmetric noise is generated by re-assigning to a portion of the training data in each class, a label chosen uniformly at random among all other classes. Asymmetric noise mimics real-world label noise: the labels are chosen among similar classes (e.g., Bird \rightarrow Airplane, Deer \rightarrow Horse, Cat \rightarrow Dog). For CIFAR-100, labels are flipped circularly within the super-classes. We simulate a wide range of noise levels: 20% - 90% for symmetric noise and 10% - 40% for asymmetric noise.

Tiny-ImageNet [15] is a subset of the ImageNet dataset with 100K 64×64 coloured images distributed within 200 classes. Each class has 500 training images, 50 test images and 50 validation images. We experiment on Tiny-ImageNet with simulated symmetric label noise.

Mini-WebVision [19] contains 2.4 million images from websites Google and Flickr and contains many naturally noisy labels. The images are categorized into 1,000 classes and we use the top-50 classes from the Google images of WebVision for training, just like in [12, 28].

Dataset	CIFAR-10	CIFAR-100	Tiny-ImageNet	Mini-WebVision
Batch size	256	256	40	128
Network	PRN-18	PRN-18	PRN-18	ResNet-18
Epochs	300	300	360	130
Optimizer	SGD	SGD	SGD	SGD
Momentum	0.9	0.9	0.9	0.9
Weight decay	5e-4	5e-4	5e-4	5e-4
Initial LR	0.1	0.1	0.005	0.02
LR scheduler	Cosine Annealing LR			Multi-Step LR
T_{\max} /LR decay factor	300	300	360	0.1 (80, 105)
Warm-up period	10	30	10	1

Table 1. Training details on CIFAR-10, CIFAR-100, Tiny-ImageNet and mini-WebVision datasets.

4.2. Experimental details

Architectures For CIFAR-10, CIFAR-100 and Tiny-ImageNet, in line with [12, 16], we use a PreAct ResNet18 [10] architecture. For WebVision, following [28], we use ResNet18.

Training details The training details are summarized in Tab. 1. For CIFAR-10 and CIFAR-100, we train each network using stochastic gradient descent (SGD) optimizer with momentum 0.9 and a weight decay of 0.0005. Training is done for 300 epochs with a batch size of 256. We set the initial learning rate as 0.01 and use a cosine annealing decay [22]. Just like in [12, 16], a warm-up training on the entire dataset is performed for 10 and 30 epochs for CIFAR-10 and CIFAR-100, respectively. For Tiny-ImageNet, we use SGD with momentum 0.9, a weight decay of 0.0005, and a batch size of 40. We train each network for 360 epochs, which includes a warm-up training of 10 epochs. For mini-WebVision, we use SGD with momentum 0.9, a weight decay of 0.0005, and a batch size of 128. We train the networks for 130 epochs with a warm-up period. We also set the initial learning rate to 0.02 and decay it with decay factor 0.1 with intervals of 80 and 105.

4.3. Results

In this section, we compare the performance of *CrossSplit* with existing methods (Sec. 4.3.1), which include label correction and sample-selection methods. We also analyze the memorization behaviour of the algorithm (Sec. 4.4). Our baselines are Bootstrapping [30], JPL [13], M-Correction [1], MOIT [28], SELC [23], Sel-CL [18], Di-videMix [16], ELR [21], and UNICON [12].

4.3.1 Performance

Tab. 2 and Tab. 3 show test accuracies on CIFAR-10 and CIFAR-100 with different levels of noise ratios ranging

from 20% to 90% for symmetric noise and 10% to 40% for asymmetric noise, respectively. We observe that *CrossSplit* consistently outperforms the competing baselines under different levels of noise rates for the two types of noise models. In particular, we note a large performance improvement for an asymmetric noise which is more likely to occur in real scenario, both on CIFAR-10 and CIFAR-100. Even for a symmetric noise, performance improvement is confirmed in all cases except for CIFAR-100 with a 50% noise ratio.

For Tiny-ImageNet dataset, we model symmetric noise with noise ratios, 20% and 50%. Tab. 4 shows test results both with the highest (Best) and the average over the last 10 epochs (Avg.). In this case, compared to existing algorithms, we observe a slight degradation of performance for a 50% noise ratio with respect to the best competing baseline, a and similar performance for a 20% noise ratio.

Tab. 5 show performance comparisons for mini-WebVision dataset. There is a 0.66 % improvement over current state-of-the-art UNICON [12].

4.4. Memorization analysis

The above results show that *CrossSplit* compares well with – and often outperforms – the competing baselines. This begs the question of the origin of this performance gap. The core hypothesis of the paper is that our method induces an implicit regularization that better prevents the memorization of noisy labels. In this section, we investigate this hypothesis by quantifying this memorization and comparing it with the current state-of-the-art UNICON [12].

To do so, we check the training accuracy separately on the clean and noisy samples of CIFAR-10 and CIFAR-100 with different noise types and ratios (Symmetric-50%, 90% and Asymmetric-40% noise). The results are shown in Fig. 3. From left to right, the plots show (a) the training accuracy for noisy (mislabelled) samples, (b) the training accuracy for clean samples, and (c) the test accuracy.

Noise type Method/Noise ratio	Symmetric				Asymmetric		
	20%	50%	80%	90%	10%	30%	40%
CE	86.8	79.4	62.9	42.7	88.8	81.7	76.1
Bootstrapping [30]	86.8	79.8	63.3	42.9	-	-	-
JPL [13]	93.5	90.2	35.7	23.4	94.2	92.5	90.7
M-Correction [1]	94.0	92.0	86.8	69.1	89.6	92.2	91.2
MOIT [28]	94.1	91.1	75.8	70.1	94.2	94.1	93.2
SELC [23]	95.0	-	78.6	-	-	-	92.9
Sel-CL [18]	95.5	93.9	89.2	81.9	<u>95.6</u>	<u>95.2</u>	93.4
MixUp [39]	95.6	87.1	71.6	52.2	93.3	83.3	77.7
ELR [21]	95.8	94.8	93.3	78.7	95.4	94.7	93.0
UNICON [12]	96.0	<u>95.6</u>	<u>93.9</u>	<u>90.8</u>	95.3	94.8	<u>94.1</u>
DivideMix [16]	<u>96.1</u>	94.6	93.2	76.0	93.8	92.5	91.7
CrossSplit (ours)	96.9	96.3	95.4	91.3	96.9	96.4	96.0

Table 2. CIFAR-10

Noise type Method/Noise ratio	Symmetric				Asymmetric		
	20%	50%	80%	90%	10%	30%	40%
CE	62.0	46.7	19.9	10.1	68.1	53.3	44.5
Bootstrapping [30]	62.1	46.6	19.9	10.2	-	-	-
MixUp [39]	67.8	57.3	30.8	14.6	72.4	57.6	48.1
JPL [13]	70.9	67.7	17.8	12.8	72.0	68.1	59.5
M-Correction [1]	73.9	66.1	48.2	24.3	67.1	58.6	47.4
MOIT [28]	75.9	70.1	51.4	24.5	77.4	75.1	74.0
SELC [23]	76.4	-	37.2	-	-	-	73.6
Sel-CL [18]	76.5	72.4	59.6	<u>48.8</u>	<u>78.7</u>	<u>76.4</u>	74.2
DivideMix [16]	77.3	74.6	60.2	31.5	71.6	69.5	55.1
ELR [21]	77.6	73.6	60.8	33.4	77.3	74.6	73.2
UNICON [12]	<u>78.9</u>	77.6	<u>63.9</u>	44.8	78.2	75.6	<u>74.8</u>
CrossSplit (ours)	79.9	<u>75.7</u>	64.6	52.4	80.7	78.5	76.8

Table 3. CIFAR-100

Tables 2 & 3. Test accuracy (%) comparison on CIFAR-10 (left) and CIFAR-100 (right) with symmetric and asymmetric label noise. The best scores are **boldfaced**, and the second best ones are underlined. The baseline results are imported from [12, 16, 18] and sorted according to their performance in the case of a 20% symmetric noise ratio.

Noise type Noise ratio	Symmetric			
	20%		50%	
Method	Best	Avg.	Best	Avg.
CE	35.8	35.6	19.8	19.6
Decoupling [27]	37.0	36.3	22.8	22.6
MentorNet [11]	45.7	45.5	35.8	35.5
Co-teaching+ [37]	48.2	47.7	41.8	41.2
M-Correction [1]	57.2	56.6	51.6	51.3
NCT [31]	58.0	57.2	47.8	47.4
UNICON [12]	59.2	58.4	52.7	52.4
CrossSplit (ours)	<u>58.8</u>	58.4	<u>51.9</u>	<u>51.4</u>

Table 4. Tiny-ImageNet

Method	Best	Last
ELR [21]	73.00	71.88
MixUp [39]	74.96	73.76
DivideMix [16]	76.08	<u>74.64</u>
UNICON [12]	<u>77.60</u>	-
CrossSplit (ours)	78.26	78.04

Table 5. Mini-WebVision

Tables 4 & 5. Test accuracy (%) comparison on Tiny-ImageNet (left) and Mini-WebVision (right). The best scores are **boldfaced**, and the second best ones are underlined. In Table 4, Best and Avg. mean highest and average accuracy over the last 10 epochs. The baseline results are imported from [12] and sorted according to their best performance in the case of a 20% noise ratio. In Table 5, the baseline results are sorted by best performance.

Discussion During the initial warm-up period where the whole dataset is used for training, we observe that the noisy samples are increasingly memorized, especially on CIFAR-100 (Fig. 3). Immediately after the warm-up period though, some forgetting often occurs for both methods, i.e., the accuracy on noisy samples tends to decrease. However, in the case of UNICON, memorization rises again within a few epochs. By contrast, *CrossSplit* manifestly continue to mitigate this memorization while maintaining the fit of clean samples (Fig. 3 (b)). This effect seems to correlate with the gain of performance observed in Fig. 3 (c).

4.5. Ablation Study

In this section, we perform an ablation study to demonstrate the effectiveness of some key components of CrossSplit: data splitting, class-balancing coefficient normalization by JSD_{norm} (Eq. (4)), and cross-split label correction. We remove each component to quantify its contribution to the overall performance on CIFAR-10/100 with Symmetry-50% and Symmetry-90% noise and CIFAR-10/100 with Asymmetry-10% and Asymmetry-40% noise. Tab. 6 and Tab. 7 show the test accuracy in different ablation settings for CIFAR-10 and CIFAR-100, respectively. We repeated the experiments three times with different seeds for the random initialization of the network parameters; we report averages and standard deviations over these three runs.

Noise type	Symmetric				Asymmetric			
Noise ratio	50%		90%		10%		40%	
Method	Best	Last	Best	Last	Best	Last	Best	Last
CrossSplit	96.34 \pm 0.05	96.23 \pm 0.07	91.25 \pm 0.79	91.02 \pm 0.77	96.85 \pm 0.04	96.74 \pm 0.07	96.01 \pm 0.12	95.88 \pm 0.13
CrossSplit w/o data splitting	96.10 \pm 0.04	95.96 \pm 0.00	90.30 \pm 0.13	89.93 \pm 0.24	96.76 \pm 0.05	96.63 \pm 0.06	92.16 \pm 0.09	86.24 \pm 0.37
CrossSplit w/o class-balancing normalization	96.73 \pm 0.13	96.61 \pm 0.07	75.54 \pm 2.82	74.88 \pm 2.50	97.33 \pm 0.02	97.20 \pm 0.02	96.22 \pm 0.07	96.04 \pm 0.12
CrossSplit w/o cross-split label correction	96.12 \pm 0.05	95.99 \pm 0.03	90.83 \pm 0.25	90.08 \pm 0.40	97.33 \pm 0.08	97.15 \pm 0.09	96.12 \pm 0.14	95.95 \pm 0.10

Table 6. **Ablation study on CIFAR-10:** Test accuracy (%) of different setting on CIFAR-10 with varying noise rates (50% - 90% for Sym. and 10% - 40% for Asym.). Mean and standard deviation of best and average of last 10 epochs are calculated over 3 repetitions of the experiments. The best results are highlighted in **bold** and scores that differ from them by more than 5% are marked in **red**.

Noise type	Symmetric				Asymmetric			
Noise ratio	50%		90%		10%		40%	
Method	Best	Last	Best	Last	Best	Last	Best	Last
CrossSplit	75.72 \pm 0.18	75.50 \pm 0.18	52.40 \pm 1.78	52.05 \pm 1.94	80.71 \pm 0.05	80.50 \pm 0.06	76.78 \pm 0.66	76.56 \pm 0.55
CrossSplit w/o data splitting	73.63 \pm 0.18	73.36 \pm 0.14	14.19 \pm 1.30	13.28 \pm 2.21	78.97 \pm 0.07	78.77 \pm 0.43	72.12 \pm 0.43	71.83 \pm 0.42
CrossSplit w/o class-balancing normalization	77.67 \pm 0.03	77.17 \pm 0.17	33.37 \pm 0.52	18.53 \pm 0.19	82.86 \pm 0.14	82.57 \pm 0.18	71.59 \pm 0.28	60.35 \pm 0.37
CrossSplit w/o cross-split label correction	70.20 \pm 0.16	65.74 \pm 0.10	31.77 \pm 0.32	15.93 \pm 0.21	82.38 \pm 0.16	82.10 \pm 0.23	69.61 \pm 0.65	59.67 \pm 0.11

Table 7. **Ablation study on CIFAR-100:** Test accuracy (%) of different settings on CIFAR-100 with varying noise rates (50% - 90% for Sym. and 10% - 40% for Asym.). Mean and standard deviation of best and average of last 10 epochs are calculated over 3 repetitions of the experiments. The best results are highlighted in **bold** and scores that differ from them by more than 5% are marked in **red**.

We first study the effect of data splitting by training each network on the whole training dataset (with no split). In this case, we observe a degradation of the overall performance – which is more pronounced CIFAR-100. Specifically, we observe a 38.21% drop in the case of a symmetric-90%-noise and a 4.66% drop in the case of an asymmetric-40%-noise. This is because the larger the noise level, the greater the effect of memorization.

Second, to highlight the effect of class-balancing coefficient normalization, we generate soft labels as in Eq. (1) and Eq. (2) but without normalizing the JSD. Somewhat surprisingly, this yields a slight performance *increase* in low-noise scenarios. However, when the noise ratio is large (Symmetric-90%-noise, Asymmetric-40%-noise), we see that it causes a large performance degradation: there is a drop of 15.71% for symmetric-90%-noise on CIFAR-10 ; and there are drops of 19.03% for symmetric-90%-noise and 5.19% for asymmetric-40%-noise on CIFAR-100. Moreover, when class-balancing normalization is not used, it can cause divergence in training. This yields a big performance gap between the best and the average accuracy, especially in case of high noise scenarios (i.e, Best: 71.59% vs. Last: 60.35% for Asymmetric-40%-noise) as shown in Tab. 7. This shows the importance of taking into account the class-wise difficulty, especially in case of high noise ratio – as first demonstrated in [12].

Third, we demonstrate the benefit of cross-split label cor-

rection. In fact, when we only use the assigned label with no correction, we find a huge performance degradation – especially on CIFAR-100, which is known [29] to contain many more ambiguous examples compared to CIFAR-10.

5. Conclusion

This paper introduces a new framework for learning with noisy labels, which builds and improves upon existing methods based on label correction and co-teaching techniques. By using a pair of networks trained on two disjoint part of the dataset, our method bypasses the sample selection procedure used in recent state-of-the-art methods, which can be subject to selection errors. We propose soft label generation by peer’s prediction, class-wise weight normalization, and pseudo-labeling by self prediction that is effective in dealing with noisy labels. Our experimental results demonstrate the success of the method at mitigating the memorization of noisy labels, and show that it achieves state-of-the-art classification performance on several standard noisy benchmark datasets: CIFAR-10, CIFAR-100, and Tiny-ImageNet, with a variety of noise ratios. We also demonstrate that our method outperform the state-of-the-art on the naturally noisy dataset mini-WebVision.

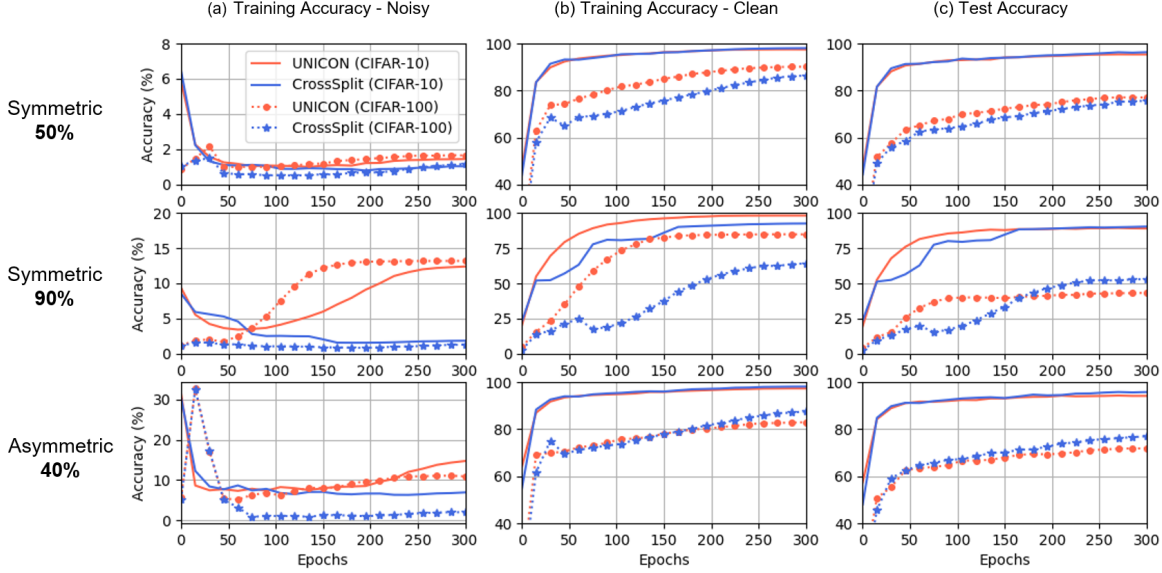


Figure 3. Memorization of clean and noisy training samples of CIFAR-10 and CIFAR-100 for different types of noise and noise ratio. Compared to UNICON [12], *CrossSplit* induces less memorization of the noisy labels. It is interesting to note that in the case of very a high noise ratio (90%), *CrossSplit* has a lower training accuracy also on clean data, yet yields a higher test performance.

References

- [1] Eric Arazo, Diego Ortego, Paul Albert, Noel O’Connor, and Kevin McGuinness. Unsupervised label noise modeling and loss correction. In *ICML*, pages 312–321, 2019.
- [2] Devansh Arpit, Stanisław Jastrzebski, Nicolas Ballas, David Krueger, Emmanuel Bengio, Maxinder S Kanwal, Tegan Maharaj, Asja Fischer, Aaron Courville, Yoshua Bengio, et al. A closer look at memorization in deep networks. In *ICML*, pages 233–242, 2017.
- [3] Robert Baldock, Hartmut Maennel, and Behnam Neyshabur. Deep learning through the lens of example difficulty. In *NIPS*, volume 34, pages 10876–10889, 2021.
- [4] Avrim Blum and Tom Mitchell. Combining labeled and unlabeled data with co-training. In *Proceedings of the eleventh annual conference on Computational learning theory*, pages 92–100, 1998.
- [5] Daniel D’souza, Zach Nussbaum, Chirag Agarwal, and Sara Hooker. A tale of two long tails. *CoRR*, abs/2107.13098, 2021.
- [6] Vitaly Feldman. Does learning require memorization? a short tale about a long tail. In *Proceedings of the 52nd Annual ACM SIGACT Symposium on Theory of Computing, STOC 2020*, page 954–959, New York, NY, USA, 2020. Association for Computing Machinery.
- [7] Jacob Goldberger and Ehud Ben-Reuven. Training deep neural-networks using a noise adaptation layer. In *ICLR*, 2017.
- [8] Ian Goodfellow, Yoshua Bengio, and Aaron Courville. *Deep Learning*. The MIT Press, 2016.
- [9] Bo Han, Quanming Yao, Xingrui Yu, Gang Niu, Miao Xu, Weihua Hu, Ivor Tsang, and Masashi Sugiyama. Co-teaching: Robust training of deep neural networks with extremely noisy labels. *NIPS*, 31, 2018.
- [10] Kaiming He, Xiangyu Zhang, Shaoqing Ren, and Jian Sun. Deep residual learning for image recognition. In *CVPR*, pages 770–778, 2016.
- [11] Lu Jiang, Zhengyuan Zhou, Thomas Leung, Li-Jia Li, and Li Fei-Fei. Mentornet: Learning data-driven curriculum for very deep neural networks on corrupted labels. In *ICML*, pages 2304–2313, 2018.
- [12] Nazmul Karim, Mamshad Nayeem Rizve, Nazanin Rahnavard, Ajmal Mian, and Mubarak Shah. Unicon: Combating label noise through uniform selection and contrastive learning. In *CVPR*, pages 9676–9686, 2022.
- [13] Youngdong Kim, Juseung Yun, Hyounguk Shon, and Junmo Kim. Joint negative and positive learning for noisy labels. In *CVPR*, pages 9442–9451, 2021.
- [14] Alex Krizhevsky, Geoffrey Hinton, et al. Learning multiple layers of features from tiny images. 2009.
- [15] Ya Le and Xuan Yang. Tiny imagenet visual recognition challenge. *CS 231N*, 7(7):3, 2015.
- [16] Junnan Li, Richard Socher, and Steven C. H. Hoi. Dividemix: Learning with noisy labels as semi-supervised learning. In *ICLR*, 2020.
- [17] Junnan Li, Yongkang Wong, Qi Zhao, and Mohan S Kankanhalli. Learning to learn from noisy labeled data. In *CVPR*, pages 5051–5059, 2019.
- [18] Shikun Li, Xiaobo Xia, Shiming Ge, and Tongliang Liu. Selective-supervised contrastive learning with noisy labels. In *CVPR*, pages 316–325, 2022.
- [19] Wen Li, Limin Wang, Wei Li, Eirikur Agustsson, and Luc Van Gool. Webvision database: Visual learning and understanding from web data. *CoRR*, 2017.

- [20] Yuncheng Li, Jianchao Yang, Yale Song, Liangliang Cao, Jiebo Luo, and Li-Jia Li. Learning from noisy labels with distillation. *2017 IEEE International Conference on Computer Vision (ICCV)*, pages 1928–1936, 2017.
- [21] Sheng Liu, Jonathan Niles-Weed, Narges Razavian, and Carlos Fernandez-Granda. Early-learning regularization prevents memorization of noisy labels. In *NIPS*, volume 33, pages 20331–20342, 2020.
- [22] Ilya Loshchilov and Frank Hutter. Sgdr: Stochastic gradient descent with warm restarts. In *ICLR*, 2017.
- [23] Yangdi Lu and Wenbo He. Selc: Self-ensemble label correction improves learning with noisy labels. In *IJCAI*, 2022.
- [24] Fan Ma, Deyu Meng, Qi Xie, Zina Li, and Xuanyi Dong. Self-paced co-training. In *ICML*, pages 2275–2284. PMLR, 2017.
- [25] Xingjun Ma, Hanxun Huang, Yisen Wang, Simone Romano, Sarah Erfani, and James Bailey. Normalized loss functions for deep learning with noisy labels. In *ICML*, pages 6543–6553, 2020.
- [26] Xingjun Ma, Yisen Wang, Michael E Houle, Shuo Zhou, Sarah Erfani, Shutao Xia, Sudanthi Wijewickrema, and James Bailey. Dimensionality-driven learning with noisy labels. In *ICML*, pages 3355–3364, 2018.
- [27] Eran Malach and Shai Shalev-Shwartz. Decoupling "when to update" from "how to update". In *NIPS*, volume 30, 2017.
- [28] Diego Ortego, Eric Arazo, Paul Albert, Noel E O'Connor, and Kevin McGuinness. Multi-objective interpolation training for robustness to label noise. In *CVPR*, pages 6606–6615, 2021.
- [29] Geoff Pleiss, Tianyi Zhang, Ethan Elenberg, and Kilian Q Weinberger. Identifying mislabeled data using the area under the margin ranking. In *NIPS*, volume 33, pages 17044–17056, 2020.
- [30] Scott E Reed, Honglak Lee, Dragomir Anguelov, Christian Szegedy, Dumitru Erhan, and Andrew Rabinovich. Training deep neural networks on noisy labels with bootstrapping. In *ICLR (Workshop)*, 2015.
- [31] Fahad Sarfraz, Elahe Arani, and Bahram Zonooz. Noisy concurrent training for efficient learning under label noise. In *Proceedings of the IEEE/CVF Winter Conference on Applications of Computer Vision*, pages 3159–3168, 2021.
- [32] Kihyuk Sohn, David Berthelot, Nicholas Carlini, Zizhao Zhang, Han Zhang, Colin A Raffel, Ekin Dogus Cubuk, Alexey Kurakin, and Chun-Liang Li. Fixmatch: Simplifying semi-supervised learning with consistency and confidence. In *NIPS*, volume 33, pages 596–608, 2020.
- [33] Hwanjun Song, Minseok Kim, and Jae-Gil Lee. Selfie: Refurbishing unclean samples for robust deep learning. In *ICML*, pages 5907–5915, 2019.
- [34] Daiki Tanaka, Daiki Ikami, Toshihiko Yamasaki, and Kiyoharu Aizawa. Joint optimization framework for learning with noisy labels. In *CVPR*, pages 5552–5560, 2018.
- [35] Daiki Tanaka, Daiki Ikami, T. Yamasaki, and Kiyoharu Aizawa. Joint optimization framework for learning with noisy labels. *2018 IEEE/CVF Conference on Computer Vision and Pattern Recognition*, pages 5552–5560, 2018.
- [36] Tong Xiao, Tian Xia, Yi Yang, Chang Huang, and Xiaogang Wang. Learning from massive noisy labeled data for image classification. In *CVPR*, pages 2691–2699, 2015.
- [37] Xingrui Yu, Bo Han, Jiangchao Yao, Gang Niu, Ivor Tsang, and Masashi Sugiyama. How does disagreement help generalization against label corruption? In *ICML*, pages 7164–7173, 2019.
- [38] Chiyuan Zhang, Samy Bengio, Moritz Hardt, Benjamin Recht, and Oriol Vinyals. Understanding deep learning requires rethinking generalization. In *ICLR*, 2017.
- [39] Hongyi Zhang, Moustapha Cisse, Yann N Dauphin, and David Lopez-Paz. mixup: Beyond empirical risk minimization. In *ICLR*, 2018.
- [40] Yikai Zhang, Songzhu Zheng, Pengxiang Wu, Mayank Goswami, and Chao Chen. Learning with feature-dependent label noise: A progressive approach. In *ICLR*, 2020.
- [41] Zhilu Zhang and Mert Sabuncu. Generalized cross entropy loss for training deep neural networks with noisy labels. In *NIPS*, volume 31, 2018.

A. Implementation Details

A.1. Detail on Relaxation Parameter

As mentioned in Eq. (2) of the main paper, we use a relaxation parameter γ as way to control the range of the combination coefficients in our definition of the soft labels. In our experiments, γ gradually increases from 0.6 to 1 during training according to the following schedule:

$$\gamma = \begin{cases} 0.6, & \text{if } epoch \in [E_{\text{warm}}, E_{\text{warm}} + 2\delta] \\ 0.8, & \text{else if } epoch \in [E_{\text{warm}} + 2\delta, E_{\text{warm}} + 3\delta] \\ 1, & \text{otherwise} \end{cases} \quad (5)$$

where the parameter δ determines the relaxation period. We set it to 10.

B. Additional Results under Extreme Noise

The paper [12] shows the performance of the current state-of-the-art UNICON even in the case of extremely high levels of label noise (over 90%). Here we provide analogous results for *CrossSplit* under extreme noise ratio (90%, 92%, and 95%).

Tab. 8 shows the results for CIFAR-100 with symmetric noise.

The performance of UNICON except for a label noise of 90%, is obtained by re-running their public code available as <https://github.com/nazmul-karim170/UNICON-Noisy-Label>.

We observe that *CrossSplit* outperforms UNICON for all noise levels on CIFAR-100 (See Tab. 8 and Fig. 4.).

Dataset Noise Ratio Method	CIFAR-100					
	90%		92%		95%	
	Best	Last	Best	Last	Best	Last
UNICON [12]	44.82	44.51	32.08*	31.85*	19.12*	18.14*
CrossSplit (ours)	52.40	52.05	46.25	45.85	29.97	29.57

Table 8. Performance (%) under extreme label noise on CIFAR-100. The table shows the best accuracy and the average accuracy over the last 10 epochs. (*) denotes the results we obtain by re-running their public code.

C. T-SNE Visualization

In this section, we provide a visual comparison of the features (penultimate layer) learned by UNICON [12] and *CrossSplit*. Fig. 5 and Fig. 6 show the class distribution of the features corresponding to test images on CIFAR-10 and CIFAR-100 with 90% symmetric and 40% asymmetric noise, respectively. This suggests that the representations learned by *CrossSplit* do a better job at separating the classes than UNICON.

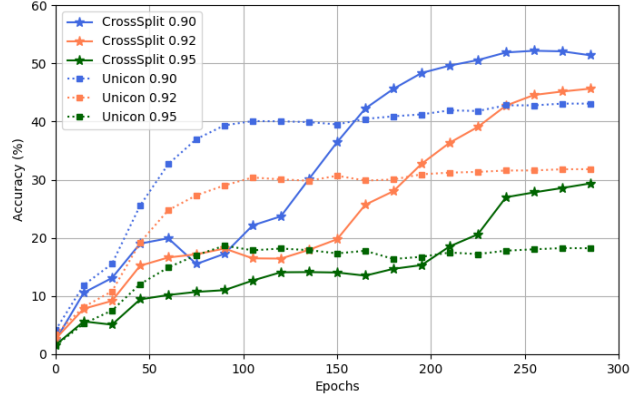


Figure 4. Comparisons of test accuracy (%) of *CrossSplit* and UNICON under extreme label noise on CIFAR-100.

D. Additional Ablation Results

Effect of Contrastive Loss As mentioned in Sec. 2.2, following [12], we use a contrastive loss L_{con} in addition to the semi-supervised loss for the training of the two networks. Here we show ablation over this unsupervised learning component.

The results are shown in Tab. 9. We observe that the contrastive loss is particularly helpful in improving the performance in a high noise regime (90%).

Dataset Noise Type Noise Ratio Method	CIFAR-100			
	Symmetric			
	50%		90%	
	Best	Last	Best	Last
CrossSplit	75.72	75.50	52.40	52.05
CrossSplit w/o L_{con}	75.68	75.58	31.42	31.15

Table 9. Test accuracy (%) for different loss combinations on CIFAR-100 with symmetric noise.

E. Limitation and Future Work

Our work shows that data splitting and cross-split training techniques can boost the robustness of deep learning models under label noise, to 90% noise ratio. However, we also note that, for extreme levels of noise (over 92%), an enhanced performance is not yet fully guaranteed. In fact, while on CIFAR-100, *CrossSplit* outperforms current state-of-the-art methods for all noise ratios, this is not the case for CIFAR-10 when the noise ratio exceeds 92%. Even though such an extreme noise level is unlikely to occur on real-world datasets, we believe that the analysis of such a degradation, and its dependence on the dataset, is an interesting avenue for future work.

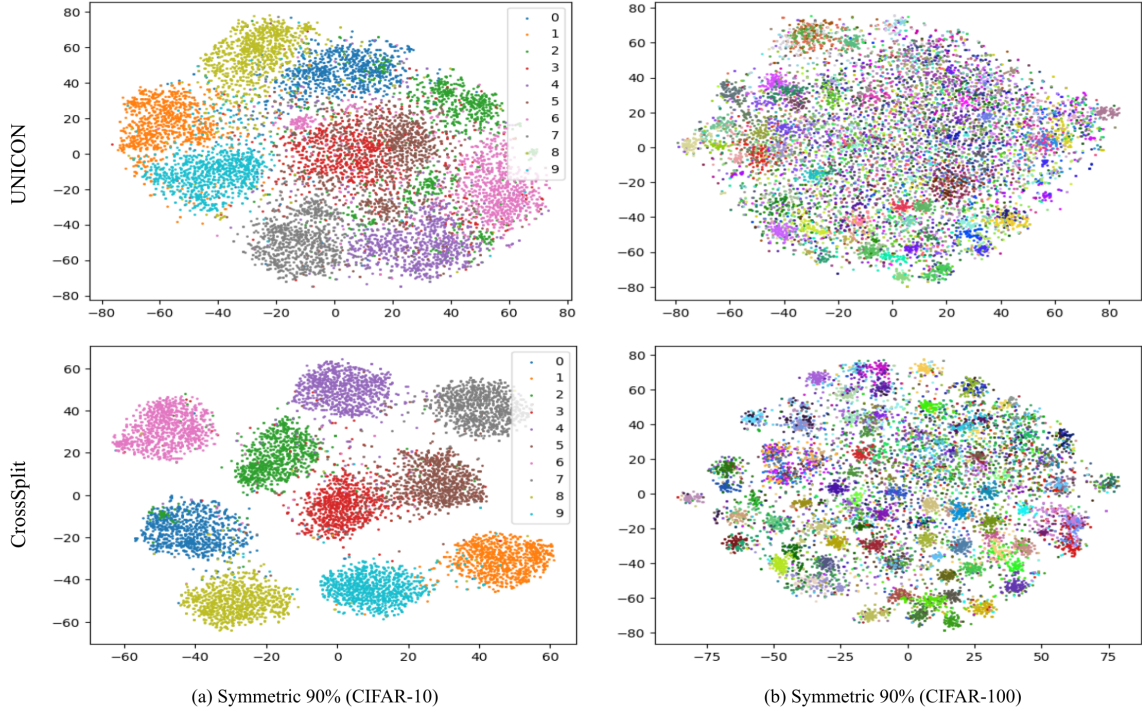


Figure 5. T-SNE visualizations of learned features of test images by UNICON [12] and CrossSplit with symmetric noise of 90%.

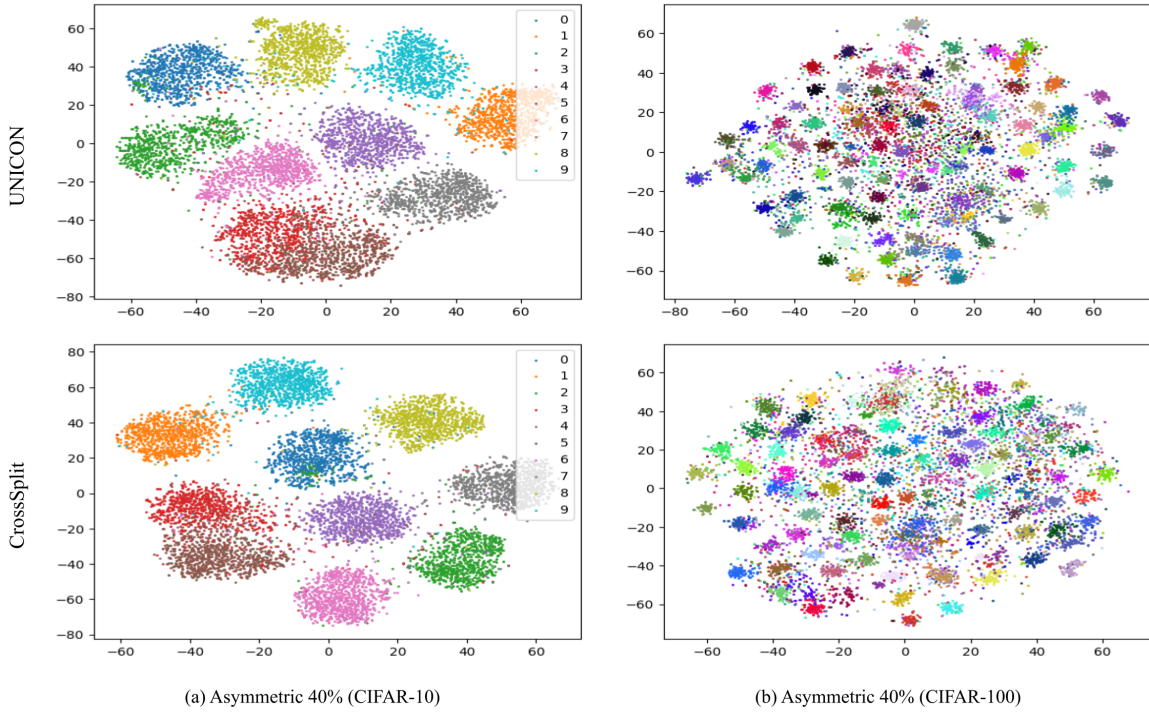


Figure 6. T-SNE visualizations of learned features of test images by UNICON [12] and CrossSplit with asymmetric noise of 40%.