

Iterative Power Control for Wireless Networks with Distributed Reconfigurable Intelligent Surfaces

Jiayu Mao and Aylin Yener
 INSPIRE@OhioState Research Center
 Dept. of Electrical and Computer Engineering
 The Ohio State University
 mao.518@osu.edu, yener@ece.osu.edu

Abstract—Reconfigurable Intelligent Surfaces (RIS) are a new paradigm which, with judicious deployment and alignment, can enable more favorable propagation environments and better wireless network design. As such, they can offer a number of potential benefits for next generation wireless systems including improved coverage, better interference management and even security. In this paper, we consider an uplink next generation wireless system where each user is assisted with an RIS. We study the uplink power control problem in this distributed RIS-assisted wireless network. Specifically, we aim to minimize total uplink transmit power of all the users subject to each user's reliable communication requirements at the base station by a joint design of power, receiver filter and RIS phase matrices. We propose an iterative power control algorithm, combined with a successive convex approximation technique to solve the problem with non-convex phase constraints. Numerical results illustrate that distributed RIS assistance leads to uplink power savings when direct links are weak.

Index Terms—Power control, Uplink, Reconfigurable Intelligent Surfaces (RIS), Receiver and RIS phase optimization, 6G.

I. INTRODUCTION

Future wireless networks continue to demand more than the current generation (5G) can deliver. In particular, emerging applications include those that require ultra high data rates, high reliability and spectral efficiency simultaneously [1]. To that end, new physical layer innovations are needed for 6G. Reconfigurable intelligent surfaces (RIS) – also known as intelligent reflecting surfaces (IRS) [2]–[4] – can facilitate such innovations. An RIS is a planar meta-surface that contains a large number of passive reflecting elements, each of which is capable to independently adjust the reflecting phase and (possibly) amplitude of the incident signal [2]. By judicious deployment of RISs, propagation environments of wireless signals can be steered towards desired channel realizations and/or distributions. A main advantage of RIS is its low-cost implementation. Specifically, compared to massive MIMO, RIS deployment results in remarkably smaller number of the transmitter antennas when achieving a target beamforming [5]. In addition, an RIS operates (effectively) in full-duplex (FD) mode without requiring active radio-frequency (RF) chains and generating any antenna noise amplification or self-interference,

and is naturally advantageous over relay assisted communications [6].

The topic of this paper is power efficient transmissions via RIS assistance. To date, energy and resource efficiencies of RIS-assisted wireless networks have been studied in various works [7]–[10]. Broadly, these efforts can be categorized into two. The first line of research focuses on maximizing energy efficiency of the communication system. For example, in [7], the system energy efficiency is maximized by jointly optimizing the RIS phase matrix and the transmit power. The second line of work focuses on minimizing the total transmit power. In [8], the transmit power of the base station for a downlink MISO system is minimized through the optimization of RIS phase shifts and the transmit precoders. Reference [9] considers a RIS-aided downlink mmWave communication system and a penalty-based algorithm is proposed to minimize total transmit power under SINR constraints. In [10], RISs are used to empower downlink NOMA systems. An alternating optimization framework is proposed to minimize total power consumption with rate requirements at the receivers.

RISs in power minimization in the uplink is more recent [11]–[17]. In [11], an RIS-aided IoT sensor network with sleep and active nodes is considered. [12] discusses an RIS-aided two-cell NOMA network. A STAR-RIS assisted full-duplex communication system is studied in [13]. In [14], an alternating optimization method is developed to decompose the joint optimization problem of powers and the RIS phases. The RIS phase configuration is solved by the alternating direction method of multipliers. In [15], a Riemannian conjugate gradient-based alternating optimization scheme is proposed, which exploits the Riemannian manifold structure to deal with the unit-modulus phase constraint. In [16], semi-definite relaxation is applied for the phase shift optimization problem. In [17], nonlinear equality constrained alternative direction method of multipliers based solutions are utilized.

Different than existing works that consider uplink power minimization assisted by a single RIS, in this paper, we consider uplink power minimization in a model where *multiple* RIS units distributed in the network assist end users to communicate to the base station. In particular, we envision systems in which as many RISs as users are deployed and consider two variations

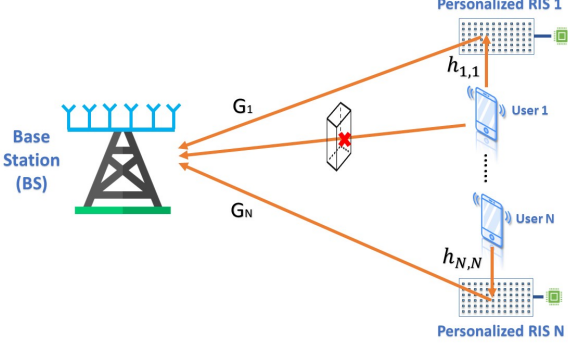


Fig. 1. Distributed personal RIS-assisted multiuser communications.

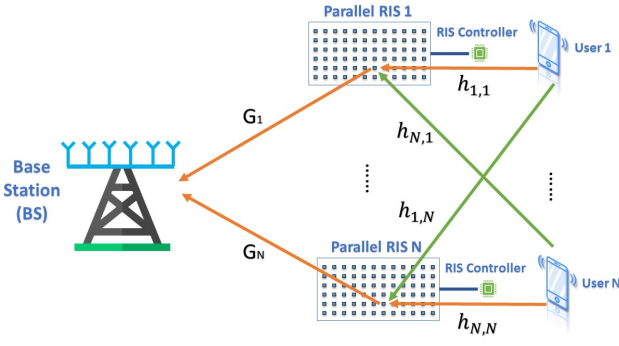


Fig. 2. Distributed parallel RIS-assisted multiuser communications.

of the system model, one in which each user has a personal RIS whose reception from its user is the dominant one (for example each RIS deployed is in a residence in which the transmitter is located), and another, a fully connected network, where each RIS receives and reflects signals transmitted by all users (for example when RISs are deployed in a public space with the intention of assisting individual users). We formulate the joint transmit power and RIS phase optimization problem subject to SINR constraints and propose an iterative power control (and phase control) algorithm for its solution. Specifically, we jointly design the receiver filters at the multiple antenna base station, transmit power levels at each user and the RIS phase shifts in a distributed manner. To tackle the non-convex optimization challenges, we first apply alternating optimization to decouple the variables, then we exploit the successive convex approximation (SCA) [18] for phase updates. A point we wish to stress is that existing works for power minimization in RIS assisted systems rely on centralized optimization algorithms. By contrast, by design, the proposed algorithm in this paper is distributed in nature similar to the power control, receiver and transmitter optimization approaches for non-orthogonal uplinks in systems that pre-date RISs [19]. Numerical results demonstrate the convergence of the proposed iterative algorithm and the power savings.

II. SYSTEM MODEL

We consider two models for RIS-assisted uplinks, the personal RIS-assisted model and the parallel RIS-assisted model, as shown in Fig. 1 and Fig. 2, respectively. Each system consists of N single antenna users, N RISs and one base station (BS) equipped with M antennas. Each user is assisted with an RIS which contains K passive reflecting elements. We consider the scenario where there is no direct link available between BS and users, which renders RIS-assistance essential.

For user i , p_i represents its transmitted power, and b_i represents its transmitted bit. The equivalent baseband channels from user i to RIS j , from RIS j to BS are represented by $\mathbf{h}_{i,j} \in \mathbb{C}^K$, $\mathbf{G}_j = [\mathbf{g}_{j,1}, \dots, \mathbf{g}_{j,M}]^T \in \mathbb{C}^{M \times K}$, respectively, where $\mathbf{g}_{j,m}$ denotes the channel between RIS j and m -th antenna of BS. The channel model is

$$\mathbf{h}_{i,j} = \frac{1}{d_{i,j}^\alpha} \mathbf{a}(\theta_i, \phi_i), \quad (1)$$

where $d_{i,j}$ is distance between user i and RIS j , α is pathloss exponent, $\mathbf{a}(\theta_i, \phi_i) \in \mathbb{C}^K$ represents phase shifts at the azimuth θ_i and elevation ϕ_i angles of arrival [20]. Similarly, $\mathbf{g}_{j,m}$, $\forall m \in [M]$ follows same definition. We assume that channel coefficients remain constant during one communication period, both BS and users have perfect channel state information. We define Θ_j as phase matrix of RIS j , where $\Theta_j = \text{diag}(\theta_{j,1}, \theta_{j,2}, \dots, \theta_{j,K})$ is a diagonal matrix, $\theta_{j,k} = e^{j\phi_{j,k}}$ is the phase of the k -th reflecting element. The signal transmitted to RIS will be passively reflected to BS, with phase multiplication to the original incident signal.

We first consider the personal RIS-assisted model, i.e., each user can only transmit through its own RIS in Fig. 1. This model is suitable when the channels between users and other RISs are weak. The received signal at the BS is expressed as¹

$$\mathbf{r} = \sum_{i=1}^N \mathbf{G}_i \Theta_i \mathbf{h}_{i,i} \sqrt{p_i} b_i + \mathbf{n}, \quad (2)$$

where \mathbf{n} is additive white Gaussian noise with variance σ^2 . Let $\mathbf{c}_j \in \mathbb{C}^M$ represent the receiver filter for user j at base station. The receiver filter output of user j is

$$y_j = \mathbf{c}_j^H \sum_{i=1}^N \mathbf{G}_i \Theta_i \mathbf{h}_{i,i} \sqrt{p_i} b_i + \tilde{n}_j, \quad (3)$$

where $\tilde{n}_j = \mathbf{c}_j^H \mathbf{n}$ is Gaussian random variable with zero mean and variance $\sigma^2 \mathbf{c}_j^H \mathbf{c}_j$. Accordingly, the signal-to-interference-plus-noise ratio (SINR) of user j is given by

$$\gamma_j = \frac{|\mathbf{c}_j^H \mathbf{G}_j \Theta_j \mathbf{h}_{j,j} \sqrt{p_j}|^2}{\sum_{i \neq j}^N |\mathbf{c}_j^H \mathbf{G}_i \Theta_i \mathbf{h}_{i,i} \sqrt{p_i}|^2 + \sigma^2 \mathbf{c}_j^H \mathbf{c}_j}. \quad (4)$$

Next, we take interference between users and other RISs into account and call it parallel RIS model, as illustrated in Fig. 2. Similarly, the received signal can be written as

$$\tilde{\mathbf{r}} = \sum_{i=1}^N \mathbf{G}_i \Theta_i \sum_{j=1}^N \mathbf{h}_{i,j} \sqrt{p_i} b_i + \mathbf{n}, \quad (5)$$

¹Without loss of generality, we consider synchronous models.

where each user transmits through all RISs. User j 's SINR is

$$\tilde{\gamma}_j = \frac{|\mathbf{c}_j^H \sum_{i=1}^N \mathbf{G}_i \Theta_i \mathbf{h}_{j,i} \sqrt{p_j}|^2}{|\mathbf{c}_j^H \sum_{n \neq j} \sum_{i=1}^N \mathbf{G}_i \Theta_i \mathbf{h}_{n,i} \sqrt{p_n}|^2 + \sigma^2 \mathbf{c}_j^H \mathbf{c}_j}. \quad (6)$$

III. POWER MINIMIZATION FOR UPLINK TRANSMISSION

We aim to minimize the total transmitted power of all users by jointly designing the receiver filters \mathbf{c}_i , powers p_i and phase matrices Θ_i of RISs for $i = 1, \dots, N$ users, while ensuring each user i reaches its SINR target (quality of service requirement), denoted by γ_i^* . For both models described in Section II, we shall denote the SINR as $\gamma_i \geq \gamma_i^*$ for $i = 1, \dots, N$, the nuances in the two respective algorithms will be explained in the sequel. Thus, the optimization problem is formulated as

$$\begin{aligned} \mathcal{P}_1 : \min_{\mathbf{c}_i, \mathbf{p}, \Theta_i} \quad & \sum_{i=1}^N p_i \\ \text{s.t.} \quad & \gamma_i \geq \gamma_i^*, \quad i = 1, \dots, N, \\ & p_i \geq 0, \quad i = 1, \dots, N, \\ & \mathbf{c}_i \in \mathbb{C}^M, \quad i = 1, \dots, N, \\ & |\theta_{i,k}| = 1, \quad i = 1, \dots, N, k = 1, \dots, K. \end{aligned} \quad (7)$$

Note that in (7), the unit-modulus phase constraint of RIS i is represented by $|\theta_{i,k}| = 1, \forall k \in [K]$. Due to the non-convexity of this unit-modulus constraint, \mathcal{P}_1 is a non-convex optimization problem. In addition, receiver filter, power and phase matrices are coupled.

To handle these challenges, we employ alternating minimization [19] to decouple the optimization variables combined with the successive convex approximation technique to deal with the non-convex constraint. Alternating optimization is essentially a two-block version of block coordinate descent method, the basic idea is to fix the value of all but one of the variables and update that variable and iterate over different variables until convergence [21]. We note that this approach is by now a common method in RIS-assisted system to address the coupled structure [18]. In particular, the joint optimization problem is decomposed into two: one is the beamforming design problem, and the other is the phase design problem. As such, we are able to propose an iterative algorithm to solve \mathcal{P}_1 . We first solve \mathcal{P}_1 for the personalized RIS model, then extend the solution to the parallel RIS case in section IV. We term the overall iterative algorithm Phase Aware Power Control Algorithm: PAPA.

A. Power Control and Filter Design

When the phase shifts $\Theta_i, \forall i \in [N]$ are given, the optimization problem reduces to a joint beamforming and power control problem for multiuser system, which has been extensively studied in the literature in the context of CDMA systems, for single antenna [22] and multiple antenna uplink [19].

We can thus reformulate the problem to its following equivalent:

$$\begin{aligned} \min_{\mathbf{p}} \quad & \sum_{i=1}^N p_i \\ \text{s.t.} \quad & p_i \geq \gamma_i^* \min_{\mathbf{c}_i \in \mathbb{C}^M} \frac{\sum_{j \neq i} |\mathbf{c}_i^H \mathbf{G}_j \Theta_j \mathbf{h}_{j,i}|^2 p_j + \sigma^2 \mathbf{c}_i^H \mathbf{c}_i}{|\mathbf{c}_i^H \mathbf{G}_i \Theta_i \mathbf{h}_{i,i}|^2}, \\ & i = 1, \dots, N, \\ & p_i \geq 0, \quad i = 1, \dots, N. \end{aligned} \quad (8)$$

where the outer optimization problem is defined over the power vector only, the inner optimization depends on the receiver filter [22]. For ease of representation, we define the effective end-to-end spatial signature as

$$\mathbf{s}_i = \mathbf{G}_i \Theta_i \mathbf{h}_{i,i}. \quad (9)$$

Then the iterative updating rule of user i in iteration $t+1$ can be expressed as [22]:

$$\hat{\mathbf{c}}_i = \frac{\sqrt{p_i(t)}}{1 + p_i(t) \mathbf{s}_i^H \mathbf{A}_i^{-1}(\mathbf{p}(t)) \mathbf{s}_i} \mathbf{A}_i^{-1}(\mathbf{p}(t)) \mathbf{s}_i, \quad (10)$$

$$p_i(t+1) = \gamma_i^* \frac{\sum_{j \neq i} |\hat{\mathbf{c}}_i^H \mathbf{s}_j|^2 p_j(t) + \sigma^2 \hat{\mathbf{c}}_i^H \hat{\mathbf{c}}_i}{|\hat{\mathbf{c}}_i^H \mathbf{s}_i|^2}, \quad (11)$$

where $\mathbf{A}_i(\mathbf{p}(t)) = \sum_{j \neq i} p_j(t) \mathbf{s}_j \mathbf{s}_j^H + \sigma^2 \mathbf{I}$. Note that the filter coefficients are the MMSE filters, and the transmit power equals the corresponding interference. It has been shown in [22] that the iterative algorithm (10)-(11) converges to the minimum power. Thus, when the phase shifts are fixed, filters and power vector are optimized by this iterative algorithm.

B. Phase Design

We now fix power \mathbf{p} and filters \mathbf{c}_i and focus on the phase design $\Theta_i, \forall i \in [N]$, which only relates to SINR constraints. Note that phase design is equivalent to design the effective end-to-end spatial signature in (9). A natural idea here is to relax the problem to optimize the effective end-to-end spatial signatures first, and then update the phase shifts to as close as possible to the optimal sequence design.

Similar to (8), SINR requirements can be rewritten as N parallel inner optimization problems. To make these problems more tractable, we rewrite $\mathbf{s}_i = \mathbf{G}_i \mathbf{H}_{i,i} \boldsymbol{\theta}_i$, where $\mathbf{H}_{i,i} = \text{diag}(\mathbf{h}_{i,i})$ is diagonal matrix, and $\boldsymbol{\theta}_i = (\theta_{i,1}, \dots, \theta_{i,K})^T$. Due to the unit-modulus constraint, each phase vector $\boldsymbol{\theta}_i$ has norm K . Then, the above phase constraint can be equivalently written as $\|\mathbf{s}_i\| \leq \|\mathbf{G}_i \mathbf{H}_{i,i}\| \|\boldsymbol{\theta}_i\| = \sqrt{K} \|\mathbf{G}_i \mathbf{H}_{i,i}\|$. Therefore, we represent the inner optimization problem of user i as

$$\begin{aligned} \mathcal{P}_2 : \min_{\mathbf{s}_i} \quad & \frac{\sum_{j \neq i} |\mathbf{c}_i^H \mathbf{s}_j|^2 p_j + \sigma^2 \mathbf{c}_i^H \mathbf{c}_i}{|\mathbf{c}_i^H \mathbf{s}_i|^2} \\ \text{s.t.} \quad & \|\mathbf{s}_i\| \leq \sqrt{K} \|\mathbf{G}_i \mathbf{H}_{i,i}\|, \quad i = 1, \dots, N. \end{aligned} \quad (12)$$

The optimal effective end-to-end spatial signature update of user i is found as [23]:

$$\mathbf{s}_i = \sqrt{p_i} (\mathbf{p}_i \mathbf{C} \mathbf{C}^H + \mu_i \mathbf{I}_i)^{-1} \mathbf{c}_i, \quad (13)$$

where $\mathbf{C} = [\mathbf{c}_1, \dots, \mathbf{c}_N]$ is a $M \times N$ matrix containing all receiver filters, μ_i is the Lagrange multiplier chosen to satisfy the norm constraint of \mathbf{s}_i .

Next, we consider the phase update. To approximate the optimal end-to-end spatial signature update, we formulate a regression problem to minimize the difference between the optimal update and the effective spatial signature. Specifically, the phase update problem of user i is

$$\begin{aligned} \mathcal{P}_3 : \min_{\boldsymbol{\theta}_i} \quad & \|\mathbf{s}_i - \mathbf{G}_i \mathbf{H}_{i,i} \boldsymbol{\theta}_i\|_2^2 \\ \text{s.t.} \quad & |\theta_{i,k}| = 1, \quad k = 1, \dots, K. \end{aligned} \quad (14)$$

The challenge derives from the non-convex constraint of RIS elements, which can not be solved by least square solution directly. To overcome this difficulty, we exploit the successive convex approximation (SCA) method to find a stationary solution of \mathcal{P}_3 [24], [25]. The basic idea of SCA is to solve a difficult problem via solving a sequence of simpler surrogate problems iteratively. In particular, each surrogate function needs to satisfy strongly convex and differentiable constraints [24].

We define the objective function and expand it first:

$$\begin{aligned} f(\boldsymbol{\theta}_i) &= \|\mathbf{s}_i - \mathbf{G}_i \mathbf{H}_{i,i} \boldsymbol{\theta}_i\|_2^2 \\ &= \mathbf{s}_i^H \mathbf{s}_i - 2\text{Re}\{\boldsymbol{\theta}_i^H \mathbf{v}\} + \boldsymbol{\theta}_i^H \mathbf{X} \boldsymbol{\theta}_i, \end{aligned} \quad (15)$$

where $\mathbf{X} = \mathbf{H}_{i,i}^H \mathbf{G}_i^H \mathbf{G}_i \mathbf{H}_{i,i}$, $\mathbf{v} = \mathbf{H}_{i,i}^H \mathbf{G}_i^H \mathbf{s}_i$. Furthermore, we replace $\theta_{i,k} = e^{j\phi_{i,k}}$, $\phi_{i,k} \in \mathbb{R}$. Since \mathbf{s}_i is fixed in this problem, it is equivalent to minimize

$$f_1(\boldsymbol{\phi}_i) = (e^{j\boldsymbol{\phi}_i})^H \mathbf{X} e^{j\boldsymbol{\phi}_i} - 2\text{Re}\{(\mathbf{v}^H e^{j\boldsymbol{\phi}_i})\}, \quad (16)$$

where $\boldsymbol{\phi}_i = (\phi_{i,1}, \dots, \phi_{i,K})^T$.

We now implement SCA technique. We adopt the second order Taylor expansion to construct the surrogate function of $f_1(\boldsymbol{\phi}_i)$ at point $\boldsymbol{\phi}_i^n$ in iteration n :

$$\begin{aligned} g(\boldsymbol{\phi}_i, \boldsymbol{\phi}_i^n) &= f_1(\boldsymbol{\phi}_i^n) + \nabla f_1(\boldsymbol{\phi}_i^n)^T (\boldsymbol{\phi}_i - \boldsymbol{\phi}_i^n) \\ &\quad + \frac{\lambda}{2} \|\boldsymbol{\phi}_i - \boldsymbol{\phi}_i^n\|_2^2, \end{aligned} \quad (17)$$

where $\nabla f_1(\boldsymbol{\phi}_i^n)$ is the gradient, and λ is chosen to satisfy the constraint of the surrogate function, i.e., $g(\boldsymbol{\phi}_i, \boldsymbol{\phi}_i^n) \geq f_1(\boldsymbol{\phi}_i)$. Then, the iterative update rule of $\boldsymbol{\phi}_i$ is:

$$\boldsymbol{\phi}_i^{n+1} = \boldsymbol{\phi}_i^n - \frac{\nabla f_1(\boldsymbol{\phi}_i^n)}{\lambda}. \quad (18)$$

After we obtain a stationary solution of phase design, we arrive at the final update of effective end-to-end spatial sequences $\mathbf{s}_i = \mathbf{G}_i \mathbf{H}_{i,i} \boldsymbol{\theta}_i$.

IV. PAPA AND EXTENSION TO PARALLEL-RIS SETTING

In this section, we summarize the proposed alternating optimization and SCA phase update for personalized RIS model in PAPA, then extend it to parallel RIS scenario.

Algorithm 1 Phase-aware Power Control Algorithm (PAPA).

```

1: Initialization:  $\mathbf{p}, \mathbf{c}_i, \boldsymbol{\theta}_i, \mathbf{s}_i = \mathbf{G}_i \mathbf{H}_{i,i} \boldsymbol{\theta}_i, i \in [N]$ .
2: for  $t = 0, \dots, T - 1$  do
3:   for  $z = 0, \dots, Z - 1$  do
4:     for each user  $i \in [N]$  do
5:       Update receiver filter  $\mathbf{c}_i$  by (10);
6:       Update power  $p_i$  by (11);
7:     end for
8:   end for
9:   for each user  $i \in [N]$  do
10:    Update effective end-to-end spatial signature  $\mathbf{s}_i$ 
        by (13);
11:    for  $j = 0, \dots, J - 1$  do
12:      Update RIS phase design  $\phi_i$  by (18);
13:    end for
14:     $\boldsymbol{\theta}_i = e^{j\boldsymbol{\phi}_i}$ ;
15:     $\mathbf{s}_i = \mathbf{G}_i \mathbf{H}_{i,i} \boldsymbol{\theta}_i$ ;
16:  end for
17:  The base station computes total transmitted power.
18: end for

```

A. PAPA and Convergence Discussion

As alluded to earlier, PAPA is a two-stage algorithm. The algorithm is initialized to random power vector \mathbf{p} , receiver filters \mathbf{c}_i and random phase design $\boldsymbol{\Theta}_i, \forall i \in [N]$. First, we fix phase shifts, update the receiver filters to be MMSE filters and the transmit powers to meet SINR requirements for the chosen filter coefficients. Second, we compute the optimal effective end-to-end spatial signature according to the filters and power vector, then apply SCA for parallel inner optimization problems of phase design to approximate the optimal \mathbf{s}_i . After the phase update is done, the effective end-to-end spatial signature is calculated and the alternating optimization returns to the first stage. Each stage involves two subproblems, and each subproblem requires iterative updating rule to solve. The algorithm is outlined in Algorithm 1.

Unlike previous multiuser systems [22], [23], due to the physical constraints brought upon by the RISs, the effective end-to-end spatial signature $\mathbf{G}_i \mathbf{H}_{i,i} \boldsymbol{\theta}_i$ is not guaranteed to lie in the same vector space of optimal \mathbf{s}_i , meanwhile phase design is limited by its non-convex unit-modulus constraint. By SCA, phase optimization problems can converge to a stationary solution at the second stage, and the convergence of the overall algorithm PAPA is observed in the numerical results (Section V).

B. PAPA with Parallel RISs

Next, we discuss the extension of PAPA for the parallel RIS model. As shown in Fig. 2, in this interference model, each user's signal is routed through all RISs to the BS. Thus, the effective end-to-end spatial signature of user i becomes

$$\tilde{\mathbf{s}}_i = \sum_{j=1}^N \mathbf{G}_j \boldsymbol{\Theta}_j \mathbf{h}_{i,j} \quad (19)$$

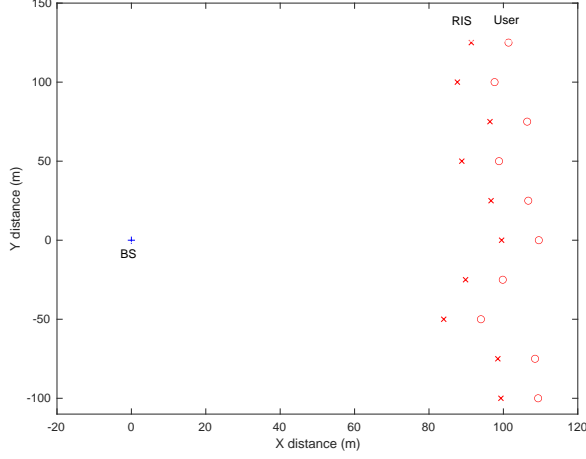


Fig. 3. The simulated RISs-assisted communication system.

Again, by exchanging the position of phase matrix and channel vector, we can rewrite it as $\tilde{s}_i = \sum_{j=1}^N \mathbf{G}_j \mathbf{H}_{i,j} \boldsymbol{\theta}_j$. With this modification, PAPA remains applicable for solving the power minimization problem for this parallel RIS model, while we need a slightly different inner phase optimization problem to solve. Note that each user can only update its own RIS. At the second stage, after the optimal end-to-end spatial signatures are obtained, users are able to start phase design in a parallel fashion. Define

$$\mathbf{s}'_i = \tilde{\mathbf{s}}_i - \sum_{j \neq i}^N \mathbf{G}_j \mathbf{H}_{i,j} \boldsymbol{\theta}_j(n) \quad (20)$$

then the objective function of inner optimization becomes $\|\mathbf{s}'_i - \mathbf{G}_i \mathbf{H}_{i,i} \boldsymbol{\theta}_i\|_2^2$. We use $\boldsymbol{\theta}_j(n)$ to emphasize the dependency on the phase vectors of other users in previous iteration. The rest SCA update steps are the same. Once all the phase updates are done, we calculate the effective end-to-end spatial signature update and conclude the second stage optimization. The first stage remains the same.

V. NUMERICAL RESULTS

We simulate a distributed RIS-assisted multiuser SIMO uplink communication system. Base station is equipped with $M = 8$ antennas. There are $N = 10$ users and RISs, each RIS contains $K = 100$ elements. The base station is located at (0m,0m), all the users are uniformly distributed in the x dimension in the range [-90m,110m], in the y dimension the distance between two adjacent users are set to 25m, as shown in Fig. 3. Each RIS is located 10 meters ahead of its corresponding user. In the experiments, we set a common SINR target value $\gamma_i^* = 3.5 \approx 5dB$ for all the users. The variance of AWGN noise σ^2 is 10^{-13} . We use a path loss exponent 2 for both user-RIS link and RIS-BS link. The path loss exponent of BS-user direct link is set to 3, so that we can provide comparisons with a system without the RIS assistance, though as per the model, our RIS-assisted system is designed not to rely on the

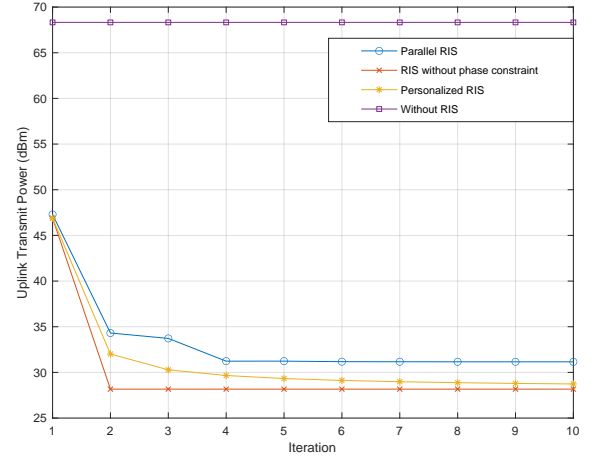


Fig. 4. Total uplink transmit power.

direct links, i.e., they are negligible compared to the two hop RIS assisted link [26].

We consider several baselines:

- Baseline 1: No RISs in the system, only direct links.
- Baseline 2: RIS-assisted system with random phase design.
- Baseline 3 (Lower bound): RIS-assisted system without phase constraint, and least square solution can be used.

In simulations, we find that though PAPA converges constantly, the convergence can be relatively slow, due to the several nested iterative algorithmic structure. In order to accelerate the convergence speed, instead of computing the optimal end-to-end spatial signature each time, we simply find one feasible solution by setting Lagrange multiplier to be zero and then normalize the resulting spatial signature to the maximum norm. Next, we use SCA to find optimal phase design as described in section III. These steps typically can speed up the convergence of algorithm significantly in practice.

In Fig. 4, the total uplink transmit power with respect to the outer loop iteration t is shown. Note that even RIS assisted system with random phase (the first point of RIS systems) performs better than the one without RIS. This illustrates the advantage of applying RISs. We take two models into account, the first system without interference (which is represented as personalized RIS) and the second one with interference (which is represented as parallel RIS) as explained in section II. For reference, the lower bound in total power is also plotted, which represents the RIS system without phase constraints. We observe that the cost of the physical constraints of the RIS, i.e., the phase constraint is not large, the proposed methods converge to the fixed power point that is close to the lower bound. Finally, including interference in system model leads to higher total power.

In Fig. 5, we compare four systems under varying SINR targets. With the increasing SINR requirements, the total transmit power increases as well for all set ups, and the without RISs expends the most power. The proposed method results in

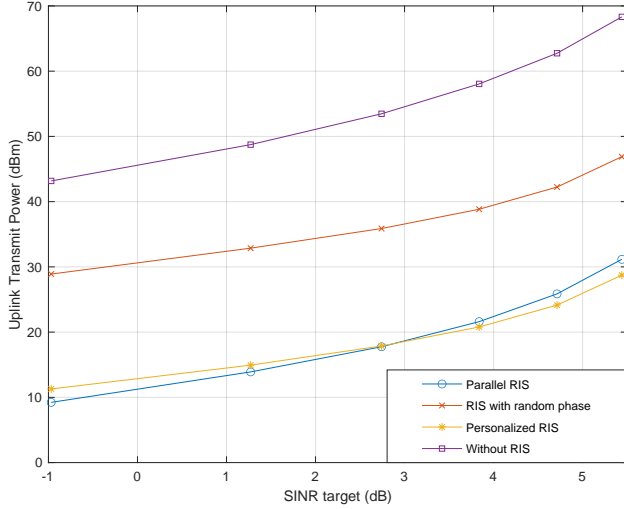


Fig. 5. Total transmit power with different QoS requirements comparison.

less total power compared to the random phase design, which demonstrates its effectiveness. One interesting phenomenon is that when SINR target is small, the parallel RIS model capitalizes on the collective paths from all users from all RISs and achieves slightly less power than the personal RIS-assisted set up.

VI. CONCLUSION

In this paper, we have developed a new iterative algorithm called PAPA to jointly design transmit powers, receiver filters and RIS phases in order to minimize the total uplink transmit power under QoS constraints of an RIS-enhanced wireless system with as many RIS units as uplink users. We have considered two distributed RIS assisted system models, namely personal RIS model and parallel RIS model, and provided the power, receiver filter and phase design updated for each user. We have applied successive convex approximation technique to deal with the non-convex constraint of phase shifts. Numerical results have verified that the proposed algorithm PAPA is effective in saving total transmit power when the direct links are weak. Future directions include exploring the impact of active RISs, discrete phase shifts, and phase-dependent reflection amplitude.

REFERENCES

- [1] W. Saad, M. Bennis, and M. Chen, "A Vision of 6G Wireless Systems: Applications, Trends, Technologies, and Open Research Problems," *IEEE network*, vol. 34, no. 3, pp. 134–142, 2019.
- [2] Q. Wu and R. Zhang, "Intelligent Reflecting Surface Enhanced Wireless Network via Joint Active and Passive Beamforming," *IEEE Transactions on Wireless Communications*, vol. 18, no. 11, pp. 5394–5409, 2019.
- [3] —, "Towards Smart and Reconfigurable Environment: Intelligent Reflecting Surface Aided Wireless Network," *IEEE Communications Magazine*, vol. 58, no. 1, pp. 106–112, 2019.
- [4] Q. Wu *et al.*, "Intelligent Reflecting Surface-Aided Wireless Communications: A Tutorial," *IEEE Transactions on Communications*, vol. 69, no. 5, pp. 3313–3351, 2021.

- [5] S. Hu, F. Rusek, and O. Edfors, "Beyond Massive MIMO: The Potential of Data Transmission with Large Intelligent Surfaces," *IEEE Transactions on Signal Processing*, vol. 66, no. 10, pp. 2746–2758, 2018.
- [6] M. Chen, S. Serbetli, and A. Yener, "Distributed Power Allocation Strategies for Parallel Relay Networks," *IEEE Transactions on Wireless Communications*, vol. 7, no. 2, pp. 552–561, 2008.
- [7] J. Zhao *et al.*, "Energy Efficient Full-Duplex Communication Systems with Reconfigurable Intelligent Surface," in *2020 IEEE 92nd Vehicular Technology Conference (VTC2020-Fall)*, 2020, pp. 1–5.
- [8] Q. Wu and R. Zhang, "Joint Active and Passive Beamforming Optimization for Intelligent Reflecting Surface Assisted SWIPT under QoS Constraints," *IEEE Journal on Selected Areas in Communications*, vol. 38, no. 8, pp. 1735–1748, 2020.
- [9] B. Guo, R. Li, and M. Tao, "Joint Design of Hybrid Beamforming and Phase Shifts in RIS-Aided mmWave Communication Systems," in *2021 IEEE Wireless Communications and Networking Conference (WCNC)*. IEEE, 2021, pp. 1–6.
- [10] M. Fu *et al.*, "Reconfigurable Intelligent Surface Empowered Downlink Non-orthogonal Multiple Access," *IEEE Transactions on Communications*, vol. 69, no. 6, pp. 3802–3817, 2021.
- [11] Y. Zhou *et al.*, "Joint Sensor Selection, Beamforming and Phase Control in Reconfigurable Intelligent Surface Aided IoT Fusion Networks," *IEEE Wireless Communications Letters*, 2021.
- [12] H. Wang *et al.*, "Power Minimization for Two-Cell IRS-Aided NOMA Systems with Joint Detection," *IEEE Communications Letters*, vol. 25, no. 5, pp. 1635–1639, 2020.
- [13] Y. Wang *et al.*, "Simultaneous Transmission and Reflection Reconfigurable Intelligent Surface Assisted Full-Duplex Communications," *arXiv preprint arXiv:2203.05411*, 2022.
- [14] Y. Cao *et al.*, "Delay-constrained Joint Power Control, User Detection and Passive Beamforming in Intelligent Reflecting Surface-assisted Uplink mmWave System," *IEEE Transactions on Cognitive Communications and Networking*, vol. 7, no. 2, pp. 482–495, 2021.
- [15] J. Wu, S. Kim, and B. Shim, "Energy-Efficient Power Control and Beamforming for Reconfigurable Intelligent Surface-Aided Uplink IoT Networks," *arXiv preprint arXiv:2203.09090*, 2022.
- [16] H. Ma and H. Wang, "Power Minimization Transmission Design for IRS-Assisted Uplink NOMA Systems," in *2021 IEEE 94th Vehicular Technology Conference (VTC2021-Fall)*. IEEE, 2021, pp. 1–4.
- [17] Y. Liu *et al.*, "Intelligent Reflecting Surface Aided MISO Uplink Communication Network: Feasibility and Power Minimization for Perfect and Imperfect CSI," *IEEE Transactions on Communications*, vol. 69, no. 3, pp. 1975–1989, 2020.
- [18] C. Pan *et al.*, "An Overview of Signal Processing Techniques for RIS/IRS-aided Wireless Systems," *arXiv preprint arXiv:2112.05989*, 2021.
- [19] A. Yener, R. D. Yates, and S. Ulukus, "Interference Management for CDMA Systems through Power Control, Multiuser Detection, and Beamforming," *IEEE Transactions on Communications*, vol. 49, no. 7, pp. 1227–1239, 2001.
- [20] T. Erpek *et al.*, "Autoencoder-based Communications with Reconfigurable Intelligent Surfaces," *IEEE International Symposium on Dynamic Spectrum Access Networks (DySPAN)*, pp. 242–247, 2021.
- [21] Y. Xu and W. Yin, "A Block Coordinate Descent Method for Regularized Multiconvex Optimization with Applications to Nonnegative Tensor Factorization and Completion," *SIAM Journal on imaging sciences*, vol. 6, no. 3, pp. 1758–1789, 2013.
- [22] S. Ulukus and R. D. Yates, "Adaptive Power Control and MMSE Interference Suppression," *Wireless Networks*, vol. 4, no. 6, pp. 489–496, 1998.
- [23] S. Ulukus and A. Yener, "Iterative Transmitter and Receiver Optimization for CDMA Networks," *IEEE Transactions on Wireless Communications*, vol. 3, no. 6, pp. 1879–1884, 2004.
- [24] G. Scutari *et al.*, "Decomposition by Partial Linearization: Parallel Optimization of Multi-Agent Systems," *IEEE Transactions on Signal Processing*, vol. 62, no. 3, pp. 641–656, 2013.
- [25] H. Guo *et al.*, "Weighted Sum-Rate Maximization for Reconfigurable Intelligent Surface Aided Wireless Networks," *IEEE Transactions on Wireless Communications*, vol. 19, no. 5, pp. 3064–3076, 2020.
- [26] L. Sanguinetti, A. A. D'Amico, and Y. Rong, "A Tutorial on the Optimization of Amplify-and-Forward MIMO Relay Systems," *IEEE Journal on Selected Areas in Communications*, vol. 30, no. 8, pp. 1331–1346, 2012.