

The density of state method for first-order phase transitions in Yang-Mills theories

David Mason,^{a,*} Biagio Lucini,^{b,c} Maurizio Piai,^a Enrico Rinaldi^{d,e,f,g} and Davide Vadacchino^h

^a*Department of Physics, Faculty of Science and Engineering, Swansea University (Park Campus), Singleton Park, SA2 8PP Swansea, Wales, United Kingdom*

^b*Department of Mathematics, Faculty of Science and Engineering, Swansea University (Bay Campus), Fabian Way, SA1 8EN Swansea, Wales, United Kingdom*

^c*Swansea Academy of Advanced Computing, Swansea University (Bay Campus), Fabian Way, SA1 8EN Swansea, Wales, United Kingdom*

^d*Physics Department, University of Michigan, Ann Arbor, MI 48109, USA*

^e*Theoretical Quantum Physics Laboratory, Cluster of Pioneering Research, RIKEN, Wako, Saitama 351-0198, Japan*

^f*Interdisciplinary Theoretical & Mathematical Science Program, RIKEN (iTHEMS), 2-1 Hirosawa, Wako, Saitama, 351-0198, Japan*

^g*Center for Quantum Computing (RQC), RIKEN, Wako, Saitama 351-0198, Japan*

^h*Centre for Mathematical Science, University of Plymouth, Plymouth, PL4 8AA, United Kingdom*

*E-mail: 2036508@swansea.ac.uk, b.lucini@swansea.ac.uk,
m.piai@swansea.ac.uk, erinaldi.work@gmail.com,
davide.vadacchino@plymouth.ac.uk*

Lattice Field Theory can be used to study finite temperature first-order phase transitions in new, strongly-coupled gauge theories of phenomenological interest. Metastable dynamics arising in proximity of the phase transition can lead to large, uncontrolled numerical errors when analysed with standard methods. In this contribution, we discuss a prototype lattice calculation in which the first-order deconfinement transition in the strong Yang-Mills sector of the standard model is analysed using a novel lattice method, the logarithmic linear relaxation algorithm. This method provides a determination of the density of states of the system with exponential error suppression.

*The 39th International Symposium on Lattice Field Theory,
8th-13th August, 2022,
Rheinische Friedrich-Wilhelms-Universität Bonn, Bonn, Germany*

*Speaker

1. Introduction

$SU(N_c)$ gauge theories at finite temperatures are known to undergo a deconfinement phase transition [1]. Non-perturbative studies of this transition give valuable insights on the dynamics of Yang-Mills theories from a number of perspectives. For instance, one can characterise the behaviour of thermodynamic observables as a function of the number of colours N_c [2–4]. First-order phase transitions in the early universe leave an imprint in gravitational waves (see e.g., Refs. [5–8]). This opens the exciting possibility of using gravitational waves as additional probes of physics beyond the standard model. Among other applications, this programme is relevant for extensions of the standard model that propose a composite nature for the Higgs field, new top-quark partners, or dark matter candidates, such as those based on $Sp(4)$ gauge theories, recently studied numerically in, e.g., Refs. [9–13]. To understand the strength of the gravitational waves originated by the phase transition in a given theory, non-perturbative calculations of relevant observables need to be performed. In this contribution, we report on a calculation using the the linear logarithmic relaxation (LLR) algorithm [14] in $SU(3)$ Yang-Mills. For this system, a high-precision calculation of the latent heat has been recently provided in Ref. [15]. A calculation using a similar methodology to the one we discuss here but targeting $SU(4)$ has been discussed in Ref. [16]. Parts of this work have been reported already in Ref. [17], to which we refer the reader for complementary discussions. A more extended publication is in preparation [18].

The rest of this work is structured as follows. In Sect. 2 we provide a description of the lattice system, an exposition of the algorithm and a discussion of the numerical implementation. Section 3 reports on our numerical findings. Finally, our conclusions and an overview of future work are given in Sect. 4.

2. Lattice setup and LLR simulation details

We consider a system discretised on an asymmetric lattice of size $\tilde{V}/a^4 = N_t \times N_s^3$, with a the lattice spacing. For convenience, we set $a = 1$. The degrees of freedom are $SU(N_c)$ gauge fields defined on the links of the lattice, $U_\mu(i)$. The model is described by the path integral

$$Z(\beta) = \int \mathcal{D}U_\mu(i) e^{-\beta S}, \quad S = \sum_{j=0}^{\tilde{V}} \sum_{\mu; \nu > \mu} \left(1 - \frac{1}{N_c} \Re(\text{Tr}[U_{\mu\nu}(j)]) \right), \quad (1)$$

where S is the Wilson action, with the sum running over the real component of the trace of all the plaquettes, $U_{\mu\nu}(j)$, and $\beta = 2N_c/g_0^2$, with g_0 the bare lattice gauge coupling. The finite temperature setup is given by the condition $N_s \gg N_t$, and the temperature T is set by N_t and a , as $T = (N_t a)^{-1}$.

$SU(N_c)$ gauge theories undergo a deconfinement phase transition at some critical value of the temperature T_c (or, equivalently, of the coupling β_c). An order parameter for the transition is the Polyakov loop vacuum expectation value, $\langle l_p \rangle$, which detects the breaking of the \mathbb{Z}_{N_c} center symmetry. For $N_c \geq 3$ the deconfinement phase transition is first order. A general feature of first-order phase transitions at criticality is the coexistence of phases. Because of the free energy barrier between the two equilibrium states, widely used local Monte Carlo update methods such as the Metropolis and the heat-bath algorithms, have correlation times that grow exponentially with

the volume. To overcome this issue, we explore the use of the LLR method [14], which has been demonstrated to efficiently sample systems near criticality at first-order phase transitions [19, 20].

The LLR method is based on the determination of a suitable approximation of the density of states $\rho(E)$ as a function of the energy E through samplings restricted to energy intervals of fixed widths δ_E in a dynamically relevant energy range $[E_{min}, E_{max}]$. In particular, the approximation is provided in terms of a continuous piecewise function in each of the $N + 1$ intervals centered at energy values E_n ,

$$\rho(E) \approx \rho_0 \exp \left(\sum_{k=0}^{n-1} (a_k \delta_E) + a_n (E - E_n + \delta_E/2) \right), \quad E_n - \delta_E/2 \leq E \leq E_n + \delta_E/2. \quad (2)$$

Here ρ_0 is a normalisation constant that drops out when computing averages of thermodynamic observables and can hence be fixed arbitrarily. In order to compute the a_n , which are the a priori unknown quantities appearing in the above relationship, expectation values of observables O restricted to the interval $[E_n - \delta_E/2, E_n + \delta_E/2]$ are defined as

$$\langle\langle O(E) \rangle\rangle_{a_n} = \mathcal{N}^{-1} \int [D\phi] O(\phi) e^{-a_n S[\phi]} (\theta(S[\phi] - E_n + \delta_E/2) - \theta(S[\phi] - E_n - \delta_E/2)), \quad (3)$$

$$\mathcal{N} = \int [D\phi] e^{-a_n S[\phi]} (\theta(S[\phi] - E_n + \delta_E/2) - \theta(S[\phi] - E_n - \delta_E/2)). \quad (4)$$

We refer to those energy restricted variables as double angle expectation values. With these definitions, a_n is the solution of the stochastic equation

$$\langle\langle \Delta E \rangle\rangle_{a_n} = \langle\langle E - E_n \rangle\rangle_{a_n} = 0, \quad (5)$$

which is determined with the Robbins-Monro [21] iterations

$$\langle\langle \Delta E \rangle\rangle_{a_n} = \langle\langle E - E_n \rangle\rangle_{a_n} = 0, \quad a_n^{(m+1)} = a_n^{(m)} - \frac{12 \langle\langle \Delta E \rangle\rangle_{a_n^{(m)}}}{\delta_E^2 (m+1)}. \quad (6)$$

$a_n^{(m)} \rightarrow a_n$ in the limit $m \rightarrow \infty$. Note that $a_n = 1/t_n$, with t_n the micro-canonical inverse temperature associated with the energy value E_n . In the numerical determination of the a_n , the systematics related to the truncation of the Robbins-Monro (RM) recursion is handled by repeating the calculation for each a_n at fixed value of number of steps m and bootstrapping the result in any subsequent analysis. This enables us to swap the unknown truncation systematics with an easier to treat statistical error. Ergodicity in our calculation is recovered via umbrella sampling, as described in Ref. [20], according to which the size of the intervals are increased to $\Delta_E = 2\delta_E$, and consecutive intervals are given an overlap region, $(E_{n+1} - E_n)$. If two lattices in adjacent intervals are both in the overlap region after a Robbins-Monro iteration, a swap of configurations between the two intervals is attempted with a Metropolis step. When using umbrella sampling, the factor of δ_E in equation 6 should be replaced with Δ_E .

In this contribution we report on a numerical study for $N_c = 3$ on a $N_t \times N_s^3 = 4 \times 20^3$ lattice. At this size, the system is tractable also with conventional Monte Carlo simulations consisting of an admixture of heat-bath and Metropolis steps. This enables us to test the methodology comparing relevant LLR results with more standard calculations. As the energy E , we take the

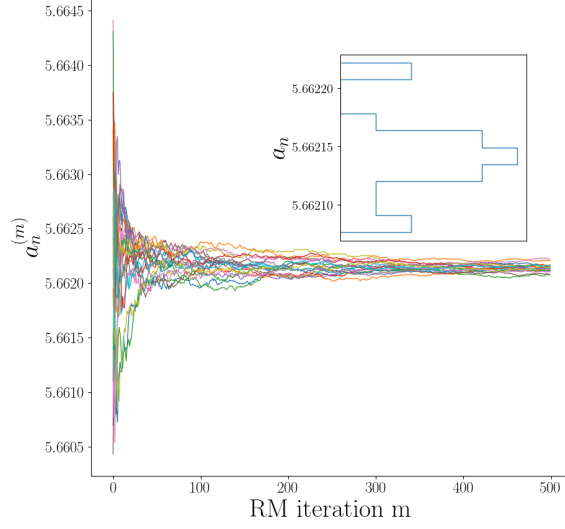


Figure 1: A sample of 20 RM sequences at a fixed value of E_n . Different colours are used for different trajectories. The inset shows the obtained $a_n^{(m)}$ distribution at the truncation value $m = 500$.

value of the action on a given configuration. The energy boundaries have been chosen to be $E_{min}/6\tilde{V} = 0.439487341$ and $E_{max}/6\tilde{V} = 0.459698522$, with the energy interval divided into 55 subintervals of width $\Delta_E/6\tilde{V} = 0.000748562$.

An example of 20 repeats of a Robbins-Monro's trajectory is shown in Fig. 1. The plot provides good evidence that for sufficiently large numbers of iterations m the sequences are normally distributed around the asymptotic value, with a variance that decreases with m , in agreement with the arguments reported in Ref. [19]. Fig. 2 shows the effectiveness of the replica exchange. While in general the algorithm is efficient at swapping configurations across intervals, we note that trajectories become dense at criticality. This is due to the dynamics of first-order phase transitions, which has been investigated in Ref. [22].

3. Thermodynamic observables

Using the density of states calculated with the LLR algorithm, the canonical information on the system can be recovered. If the observable O depends on the energy, we can write the canonical expectation value as the ratio of two numerical integrals,

$$\langle O(E) \rangle_\beta = \frac{1}{Z(\beta)} \int \rho(E) O(E) e^{-\beta E}, \quad Z(\beta) = \int \rho(E) e^{-\beta E}, \quad (7)$$

with $\rho(E)$ approximated using the expression in Eq. (2), where the limit $\delta_E \rightarrow 0$ should be taken. Here we work at finite $\Delta_E/6\tilde{V} = 0.000748562$, having checked that for this value corrections in δ_E are negligible with respect to the quoted statistical errors. The integrals appearing in Eq. (7) should extend over the whole range of allowed energies. However, standard thermodynamic arguments state that only states around the energy of interest contribute. The range $E/6\tilde{V} \in [0.439487341, 0.459698522]$ has been chosen so that for all the β values of interest the contributions close to the boundaries are negligible.

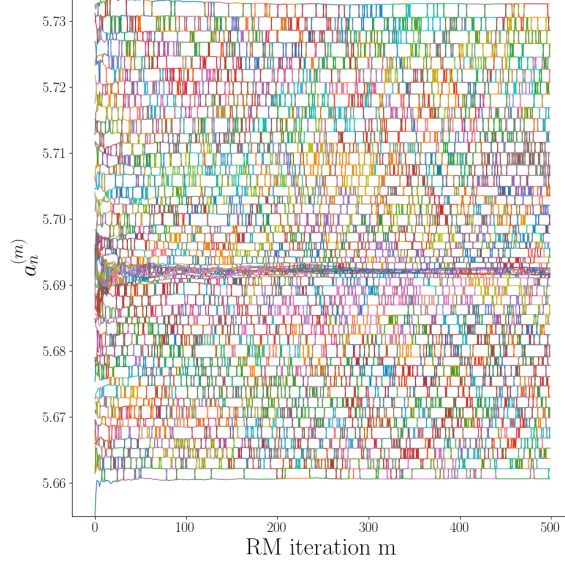


Figure 2: Trajectories for all intervals on a single repeat of the Robbins-Monro algorithm that includes the replica swapping. The x axis shows the RM iterations m , while the y axis displays the value $a_n^{(m)}$. The colour follows the history of a lattice as it is swapped between overlapping intervals.

Two observables that depend on E and are widely studied to characterise the phase transition are the plaquette expectation

$$\langle u_p \rangle_\beta = 1 - \langle E \rangle_\beta / 6\tilde{V} \quad (8)$$

and the specific heat

$$C_V(\beta) \equiv \langle u_p^2 \rangle_\beta - \langle u_p \rangle_\beta^2, \quad (9)$$

the latter being the fluctuations of the former. Their reconstruction near criticality using the LLR determined density of states is shown in Fig. 3. These values are compared to results from a computation using standard lattice methods with 500,000 configurations. The plots show good agreement between the two determinations, with the LLR having the advantage of providing a dense set of points at negligible additional cost, since, once the approximated $\rho(E)$ has been determined, β is just a parameter in the numerical integration.

Following Refs. [19, 23], we can also compute general observables B that do not have an explicit functional form as a function of E at a given coupling β by carrying out measurements of $B[\phi]$ on configurations sampled at an inverse temperature a_n , with the sampling restricted to the interval centered at E_n . The reconstructed canonical expectation of the observable is then

$$\langle B[\phi] \rangle_\beta = \frac{1}{Z(\beta)} \sum_{n=0}^N \delta_E \rho(E_n) \langle\langle B[\phi] \exp(-\beta S[\phi] + a_n(S[\phi] - E_n)) \rangle\rangle_{a_n}. \quad (10)$$

Once the full set of a_n values were found, we generated 2000 configurations and measured the action $S \equiv E$ and the absolute value of the average Polyakov loop $\langle |\ell_p| \rangle_\beta$. The average Polyakov loop and the Polyakov loop susceptibility were determined with the LLR reconstruction prescription and compared against standard importance sampling methods, as shown in Fig. 4. Once again, we found excellent agreement between the two methods,

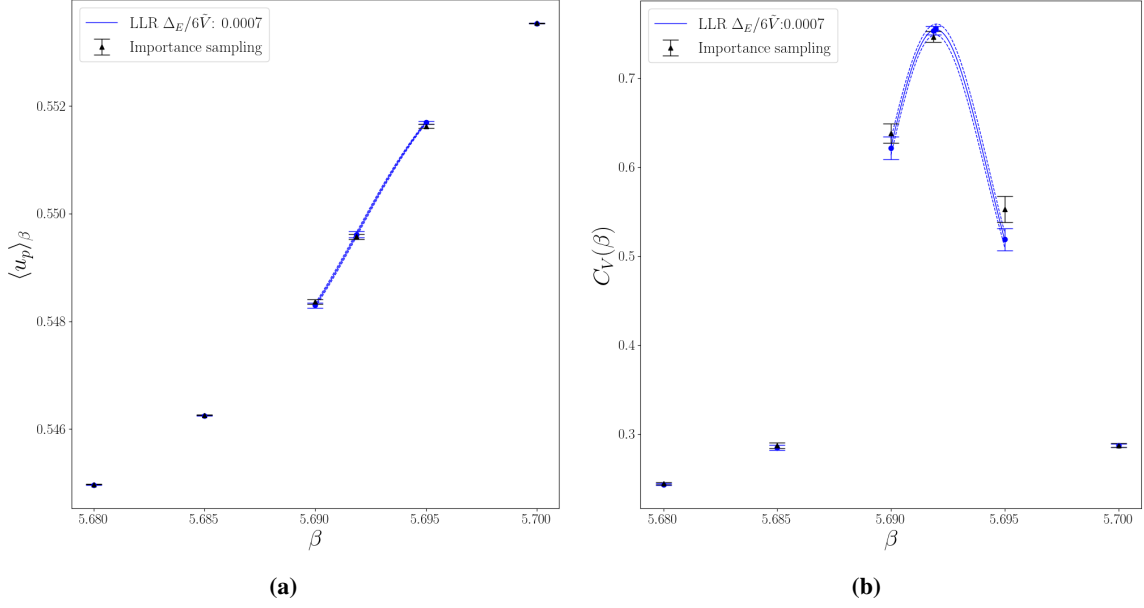


Figure 3: Thermodynamic observables measured with the LLR method (blue circles), compared to results from standard importance sampling (black triangles), for $SU(3)$ Yang-Mills gauge theory on a 4×20^3 lattice. The blue curves are reconstructed observables from the LLR method with a finer resolution in β , restricted to the region around the phase transition. Left panel: average plaquette $\langle u_p \rangle_\beta$ against the coupling β . Right panel: specific heat $C_V(\beta) \equiv \langle u_p^2 \rangle_\beta - \langle u_p \rangle_\beta^2$ against the coupling β .

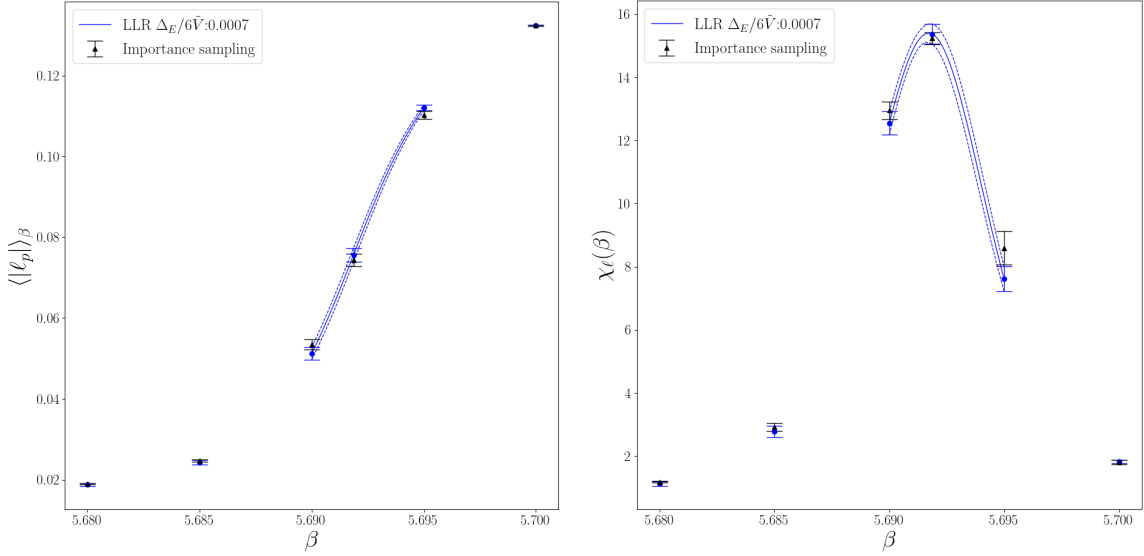


Figure 4: Thermodynamic observables measured with the LLR method (blue circles), compared to results from standard importance sampling (black triangles), for $SU(3)$ Yang-Mills gauge theory on a 4×20^3 lattice. The blue curves are reconstructed observables from the LLR method with a finer resolution in β , restricted to the region around the phase transition. Left panel: average absolute value of the Polyakov loop $\langle |l_p| \rangle_\beta$ against the coupling β . Right panel: Polyakov loop susceptibility $\chi_l(\beta) \equiv N_s^3 (\langle |l_p|^2 \rangle_\beta - \langle |l_p| \rangle_\beta^2)$ against the coupling β .

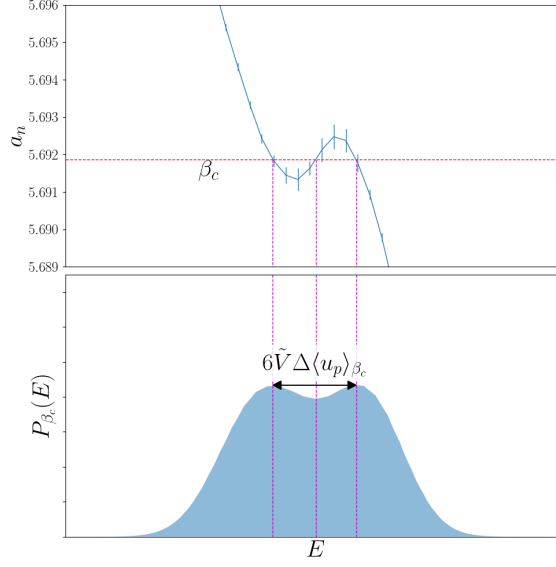


Figure 5: Results of the LLR analysis of $SU(3)$ Yang-Mills gauge theory on a 4×20^3 lattice at the values of the LLR parameters given in the text. Top panel: values of the a_n against the centres of the energy intervals E_n , with a linear interpolation between the points. Bottom panel: reconstructed probability distribution $P_{\beta_c}(E)$ of the energy E at the critical coupling β_c . The horizontal dashed line shows the value of the critical coupling, and the vertical lines are the average energy values at which $a_n = \beta_c$, which correspond to the locations of the extrema of the probability distribution.

Investigating the lattice system using the LLR method gives us access to its microcanonical information. From this the probability distribution of the system at coupling β , $P_\beta(E)$ can be determined through the equations

$$P_\beta(E) = \frac{1}{Z} \rho(E) e^{-\beta E} . \quad (11)$$

This quantity is displayed in Fig. 5, together with the values of a_n determined in the relevant energy interval, at the value of β for which the two peaks have been found to have equal height, which we take as a definition of β_c . The distance between the two peaks determines the strength of the transition through the latent heat.

The density of states can be linked to the entropy s of the lattice system, $s = \log \rho(E)$. With this definition, and remembering that $a_n = 1/t_n$, the free energy of the thermodynamic system is then obtained as

$$F = E - ts . \quad (12)$$

The behaviour of free-energy around the critical point shows the expected swallow-tail structure that indicates the meta-stable first-order behaviour (see., e.g., Ref. [24]), as represented in Fig. 6. The calculated values are obtained through the subtraction of a linear term to remove the effect of the choice of ρ_0 in the density of states, as shown in Ref. [17]. The critical point, i.e., the point at which both phases are equally likely, corresponds to the point at which the free-energy curve intersects itself.

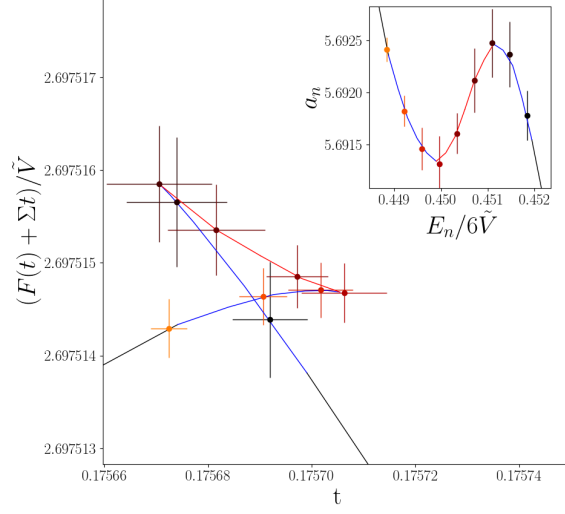


Figure 6: The free-energy for the $SU(3)$ Yang-Mills gauge theory on a 4×20^3 lattice, computed with the LLR method. Σ is a constant computed as the temperature average of $s - \ln \rho_0$, where ρ_0 , as discussed in Ref. [17].

4. Conclusion and outlook

Motivated by the increasing interest in gravitational-wave signatures of early universe, first-order phase transitions, we have begun the investigations of thermal Yang-Mills theories using the LLR algorithm. This method avoids long correlations due to metastabilities near criticality, and hence produces more robust results with a contained calculation cost. Studying $SU(3)$ gauge theory, we have benchmarked the LLR calculation on a lattice for which local Monte Carlo updates have a bearable cost, finding agreement between this method and more conventional approaches. At the same time, we have provided accurate results for the probability distribution of the energy at fine resolution and for the free energy, which is not accessible at our calculated precision with traditional methods.

Acknowledgments

We would like to thank David Schaich and Felix Springer for discussions. The work of D. V. is partly supported by the Simons Foundation under the program “Targeted Grants to Institutes” awarded to the Hamilton Mathematics Institute. The work of D. M. is supported by a studentship awarded by the Data Intensive Centre for Doctoral Training, which is funded by the STFC grant ST/P006779/1. E. R. was supported by Nippon Telegraph and Telephone Corporation (NTT) Research. The work of B. L. and M. P. has been supported in part by the STFC Consolidated Grants No. ST/P00055X/1 and No. ST/T000813/1. B.L. and M.P. received funding from the European Research Council (ERC) under the European Union’s Horizon 2020 research and innovation program under Grant Agreement No. 813942. The work of BL is further supported in part by the Royal Society Wolfson Research Merit Award WM170010 and by the Leverhulme Trust Research Fellowship No. RF-2020-4619. Numerical simulations have been performed on the Swansea SUNBIRD

cluster (part of the Supercomputing Wales project) and AccelerateAI A100 GPU system, and on the DiRAC Data Intensive service at Leicester. The Swansea SUNBIRD system and AccelerateAI are part funded by the European Regional Development Fund (ERDF) via Welsh Government. The DiRAC Data Intensive service at Leicester is operated by the University of Leicester IT Services, which forms part of the STFC DiRAC HPC Facility (www.dirac.ac.uk). The DiRAC Data Intensive service equipment at Leicester was funded by BEIS capital funding via STFC capital grants ST/K000373/1 and ST/R002363/1 and STFC DiRAC Operations grant ST/R001014/1. DiRAC is part of the National e-Infrastructure.

Open Access Statement - For the purpose of open access, the authors have applied a Creative Commons Attribution (CC BY) licence to any Author Accepted Manuscript version arising.

References

- [1] L.D. McLerran and B. Svetitsky, *Quark liberation at high temperature: A monte carlo study of $su(2)$ gauge theory*, *Physical Review D* **24** (1981) 450.
- [2] B. Lucini, M. Teper and U. Wenger, *The High temperature phase transition in $SU(N)$ gauge theories*, *JHEP* **01** (2004) 061 [[hep-lat/0307017](#)].
- [3] B. Lucini, M. Teper and U. Wenger, *Properties of the deconfining phase transition in $SU(N)$ gauge theories*, *JHEP* **02** (2005) 033 [[hep-lat/0502003](#)].
- [4] M. Panero, *Thermodynamics of the QCD plasma and the large- N limit*, *Phys. Rev. Lett.* **103** (2009) 232001 [[0907.3719](#)].
- [5] W.-C. Huang, M. Reichert, F. Sannino and Z.-W. Wang, *Testing the dark $su(n)$ yang-mills theory confined landscape: From the lattice to gravitational waves*, *Physical Review D* **104** (2021) 035005.
- [6] J. Halverson, C. Long, A. Maiti, B. Nelson and G. Salinas, *Gravitational waves from dark Yang-Mills sectors*, *JHEP* **05** (2021) 154 [[2012.04071](#)].
- [7] Z. Kang, J. Zhu and S. Matsuzaki, *Dark confinement-deconfinement phase transition: a roadmap from Polyakov loop models to gravitational waves*, *JHEP* **09** (2021) 060 [[2101.03795](#)].
- [8] M. Reichert and Z.-W. Wang, *Gravitational Waves from dark composite dynamics*, in *15th Conference on Quark Confinement and the Hadron Spectrum*, 11, 2022 [[2211.08877](#)].
- [9] E. Bennett, D.K. Hong, J.-W. Lee, C.J.D. Lin, B. Lucini, M. Piai et al., *$Sp(4)$ gauge theory on the lattice: towards $SU(4)/Sp(4)$ composite Higgs (and beyond)*, *JHEP* **03** (2018) 185 [[1712.04220](#)].
- [10] E. Bennett, D.K. Hong, J.-W. Lee, C.J.D. Lin, B. Lucini, M. Piai et al., *$Sp(4)$ gauge theories on the lattice: $N_f = 2$ dynamical fundamental fermions*, *JHEP* **12** (2019) 053 [[1909.12662](#)].

- [11] E. Bennett, D.K. Hong, J.-W. Lee, C.-J.D. Lin, B. Lucini, M. Mesiti et al., *Sp(4) gauge theories on the lattice: quenched fundamental and antisymmetric fermions*, *Phys. Rev. D* **101** (2020) 074516 [[1912.06505](#)].
- [12] E. Bennett, D.K. Hong, H. Hsiao, J.-W. Lee, C.J.D. Lin, B. Lucini et al., *Lattice studies of the Sp(4) gauge theory with two fundamental and three antisymmetric Dirac fermions*, *Phys. Rev. D* **106** (2022) 014501 [[2202.05516](#)].
- [13] S. Kulkarni, A. Maas, S. Mee, M. Nikolic, J. Pradler and F. Zierler, *Low-energy effective description of dark Sp(4) theories*, [2202.05191](#).
- [14] K. Langfeld, B. Lucini and A. Rago, *The density of states in gauge theories*, *Phys. Rev. Lett.* **109** (2012) 111601 [[1204.3243](#)].
- [15] S. Borsanyi, K. R., Z. Fodor, D.A. Godzieba, P. Parotto and D. Sexty, *Precision study of the continuum SU(3) Yang-Mills theory: How to use parallel tempering to improve on supercritical slowing down for first order phase transitions*, *Phys. Rev. D* **105** (2022) 074513 [[2202.05234](#)].
- [16] F. Springer and D. Schaich, *Density of states for gravitational waves*, *PoS LATTICE2021* (2022) 043 [[2112.11868](#)].
- [17] D. Mason, B. Lucini, M. Piai, E. Rinaldi and D. VDACCHINO, *The density of states method in Yang-Mills theories and first order phase transitions*, in *15th Conference on Quark Confinement and the Hadron Spectrum*, 11, 2022 [[2211.10373](#)].
- [18] D. Mason, B. Lucini, M. Piai, E. Rinaldi and D. VDACCHINO, *First-order phase transitions in Yang-Mills theories and the density of state method*, in preparation (2022) .
- [19] K. Langfeld, B. Lucini, R. Pellegrini and A. Rago, *An efficient algorithm for numerical computations of continuous densities of states*, *Eur. Phys. J. C* **76** (2016) 306 [[1509.08391](#)].
- [20] B. Lucini, W. Fall and K. Langfeld, *Overcoming strong metastabilities with the LLR method*, *PoS LATTICE2016* (2016) 275 [[1611.00019](#)].
- [21] H. Robbins and S. Monro, *A stochastic approximation method*, *Annals of Mathematical Statistics* **22** (1951) 400.
- [22] T. Neuhaus and J.S. Hager, *2d crystal shapes, droplet condensation, and exponential slowing down in simulations of first-order phase transitions*, *Journal of statistical physics* **113** (2003) 47 [[cond-mat/0201324](#)].
- [23] G. Cossu, D. Lancaster, B. Lucini, R. Pellegrini and A. Rago, *Ergodic sampling of the topological charge using the density of states*, *Eur. Phys. J. C* **81** (2021) 375 [[2102.03630](#)].
- [24] D. Kubiznak and R.B. Mann, *P-V criticality of charged AdS black holes*, *JHEP* **07** (2012) 033 [[1205.0559](#)].