

# Fake Detection in Imbalance Dataset by Semi-Supervised Learning with GAN

Jinus Bordbar<sup>1\*</sup>, Saman Ardalan<sup>2</sup>, Mohammadreza Mohammadrezaei<sup>3\*</sup>,  
Zahra Ghasemi<sup>4</sup>

<sup>1\*</sup>Department of Computer, Islamic Azad University, Shiraz Branch, Shiraz, Iran.

<sup>2</sup> Institute for Medical Informatics and Statistics, University of Kiel, Kiel, Germany.

<sup>3</sup>Department of Computer, Islamic Azad University, Dezful Branch, Dezful, Iran.

<sup>4</sup>Department of Computer, Islamic Azad University, Ramhormoz Branch,  
Ramhormoz, Iran.

\*Corresponding author(s). E-mail(s): [Jinus.Bordbar@gmail.com](mailto:Jinus.Bordbar@gmail.com);  
[Mohammadrezaei.m.reza@gmail.com](mailto:Mohammadrezaei.m.reza@gmail.com);

Contributing authors: [Ardalan@medinfo.uni-kiel.de](mailto:Ardalan@medinfo.uni-kiel.de); [M855ghasemi22@gmail.com](mailto:M855ghasemi22@gmail.com);

## Abstract

As social media continues to grow rapidly, the prevalence of harassment on these platforms has also increased. This has piqued the interest of researchers in the field of fake detection. Social media data, often forms complex graphs with numerous nodes, posing several challenges. These challenges and limitations include dealing with a significant amount of irrelevant features in matrices and addressing issues such as high data dispersion and an imbalanced class distribution within the dataset. To overcome these challenges and limitations, researchers have employed auto-encoders and a combination of semi-supervised learning with a GAN algorithm, referred to as SGAN. Our proposed method utilizes auto-encoders for feature extraction and incorporates SGAN. By leveraging an unlabeled dataset, the unsupervised layer of SGAN compensates for the limited availability of labeled data, making efficient use of the limited number of labeled instances. Multiple evaluation metrics were employed, including the Confusion Matrix and the ROC curve. The dataset was divided into training and testing sets, with 100 labeled samples for training and 1,000 samples for testing. The novelty of our research lies in applying SGAN to address the issue of imbalanced datasets in fake account detection. By optimizing the use of a smaller number of labeled instances and reducing the need for extensive computational power, our method offers a more efficient solution. Additionally, our study contributes to the field by achieving an 81% accuracy in detecting fake accounts using only 100 labeled samples. This demonstrates the potential of SGAN as a powerful tool for handling minority classes and addressing big data challenges in fake account detection.

**Keywords:** Fake Accounts, Generative Adversarial Networks, Semi-Supervised Learning, Auto-Encoder

## 1 Introduction

Social media is a computer-based technology that facilitates communication, enabling the sharing of ideas and thoughts through the network. The internet serves as the foundation for social media, providing users with the ability to share information. Twitter, with approximately 450 million monthly active users, holds the highest number of users in the United States. In fact, the United States alone has around 313 million monthly active users [1]. Consequently, improper use of Twitter is more prevalent in the United States. One of the problems stemming from Twitter users is the dissemination of false information, which disrupts the normal lives of individuals. Scientists have implemented various methods to prevent such incidents and detect fake accounts [2][3].

Handling enormous amounts of data typically requires computational resources and GPUs, which can result in increased data analysis time. Furthermore, the proposed method provides a novel approach to detecting fake accounts in social media networks by leveraging deep learning techniques which fallowed up by these research questions:

1. How can deep learning techniques be leveraged to detect fake accounts in social media?
2. Can a reduced number of labeled data be used to ensure equality across different classes in the detection of fake accounts?
3. How effective is the proposed methodology in detecting fake accounts compared to previous methods?
4. What are the challenges posed by imbalanced datasets and handling large data volumes in the detection of fake accounts?
5. How can semi-supervised learning with Generative Adversarial Networks (GAN) be utilized to separate and classify fake accounts?

The approach is different from previous methods which utilizes similarity criteria to establish more influential connections among accounts and employs feature extraction techniques to leverage the high dispersion of crucial features in the matrix, thereby avoiding overfitting issues. These aspects present interesting research directions for future studies. Our proposed method aims to achieve impressive accuracy by implementing three procedures to detect fake accounts:

1. Using certain measures or factors to identify similarities between friend accounts and then using those similarities to create stronger and more influential connections among them can be done by analyzing various features or characteristics of the friend accounts, such as common friends, total friends, and similarity measures like Adamic Adar Similarity and some more. By identifying these similarities and establishing stronger connections, it becomes easier to detect fake accounts and improve the overall quality and accuracy of the social network.

2. The purpose of employing feature extraction techniques to leverage the high dispersion of crucial features in the matrix is to avoid overfitting issues and it's done by Autoencoder. Overfitting occurs when a model learns to perform well on the training data but fails to generalize new, unseen data. By extracting important features from the data matrix, we can reduce the complexity of the model and focus on the most relevant information. This helps to prevent the model from memorizing noise or irrelevant patterns in the data, which can lead to overfitting. By leveraging the high dispersion of crucial features, we can improve the model's ability to generalize and make accurate predictions on new data.

3. The purpose of implementing deep learning with a reduced number of labeled data is to address the challenge of limited availability of labeled instances. In many real-world scenarios, there is a large amount of unlabeled data but only a small number of labeled examples. By utilizing deep learning techniques, specifically semi-supervised learning with Generative Adversarial Networks (GANs), it becomes possible to optimize the utilization of this small number of labeled instances.

The steps for executing this method are illustrated in Figure 1. In our proposed method, each user is represented as a node in the social network which is a set of numbers, while the connections between users are depicted as edges and it shows which numbers are connected to each other. The measures regarding each account's activity are learned using techniques such as Common Friend and Adamic Adar Similarity. Feature extraction is performed using the Encoder-decoder algorithm. Instead of employing a large volume of data, a smaller number is adopted, and the separation and classification tasks are accomplished through semi-supervised learning with GAN.

The remaining sections of this paper are organized as follows: Section 2 discusses the related work. Section 3 describes the methodology employed in this study. The evaluation and performance results on the Twitter dataset are presented in Section 4. Section 5 concludes the paper and discusses future work.

## 2 Related Work

In this study, we present a novel approach for detecting fake accounts in social media by leveraging deep learning techniques. Our approach not only advances the current state-of-the-art in this field but also provides comparable results to previous methods. Consequently, we conducted a comprehensive review of the most significant advancements in this area.

In order to identify abnormal nodes in online social networks, Wanda et al. [4] proposed a model that utilizes dynamic deep-learning architecture to train extensive features and classify malicious vertices based on node-link information. They introduced a WalkPool pooling function to enhance network

performance and enable dynamic deep learning. The convolutional layer was responsible for feature extraction, specifically link information features. The WalkPool pooling function, used in this experiment, ensured maximum accuracy with only a slight loss in the network architecture training session. By employing nonlinear computation and reducing parameters, the model achieved high performance. Kim et al. [3] adopted an anomaly detection method to address challenging problems by identifying unusual patterns. They demonstrated the effectiveness of Generative Adversarial Networks (GAN) and autoencoder-based approaches in this domain. Their innovative GAN-based anomaly detection model consisted of an autoencoder as the generator and two separate discriminators for normal and abnormal inputs. They proposed new loss functions, namely Patch loss and Anomaly adversarial loss, and effectively optimized their model by combining them for joint training. The model was evaluated on benchmark datasets such as MNIST, Fashion MNIST, CIFAR 10/100, as well as real-world industrial datasets. Bordbar et al. [5] introduced a novel method for identifying fake user accounts using user similarity measures and applying the Generative Adversarial Network (GAN) algorithm to a significant portion of the Twitter dataset, including 10,000 fake nodes. The results demonstrated that their method achieved 75% accuracy in classifying and detecting fake accounts in an imbalanced dataset. The model evaluation, measured by AUC, also reached 80%. In 2020, Kaplan et al. [2] used the KDDCUP99 dataset to detect anomalies and implemented the BiGAN algorithm as a one-class anomaly detection approach. They observed that the discriminator and generator were highly interdependent during the training phase. To mitigate this dependence, they proposed two distinct BiGAN training methods by introducing additional training steps to the first one. Their proposed strategies improved BiGAN’s performance in the anomaly detection task. Mohammadrezaei et al. [6] employed three algorithms, namely Support Vector Machine (SVM), logistic regression, and Gaussian SVM, to identify fake user accounts using the Twitter dataset. They concluded that the Gaussian SVM model outperformed the other two models. To address the imbalanced classification problem, they utilized the Synthetic Minority Oversampling Technique. However, due to the limited presence of only 10 fake nodes in the data, the technique had a high error percentage.

### 3 Material and Methods

Auto-encoder (AE) and Semi-supervised algorithm with Generative Adversarial Network (GAN) are those algorithms used in this proposed method. In this section, the operation of these three will be discussed in more detail.

#### 3.1 Auto-Encoder (AE)

Autoencoders (AE) [7] are widely used machine learning models with various applications. One such application of AE is data size reduction, achieved by reconstructing the original data. These models are trained as supervised machine learning models but function as unsupervised models during inference. An autoencoder consists of two main components: the Encoder, which compresses and condenses the input data, and the Decoder, which decompresses the compressed input by reconstructing it. Both the Encoder and Decoder components in an autoencoder are comprised of multiple layers of Neural Networks (NN), facilitating the reduction of input size through reconstruction [8].

#### 3.2 Semi-Supervised Learning

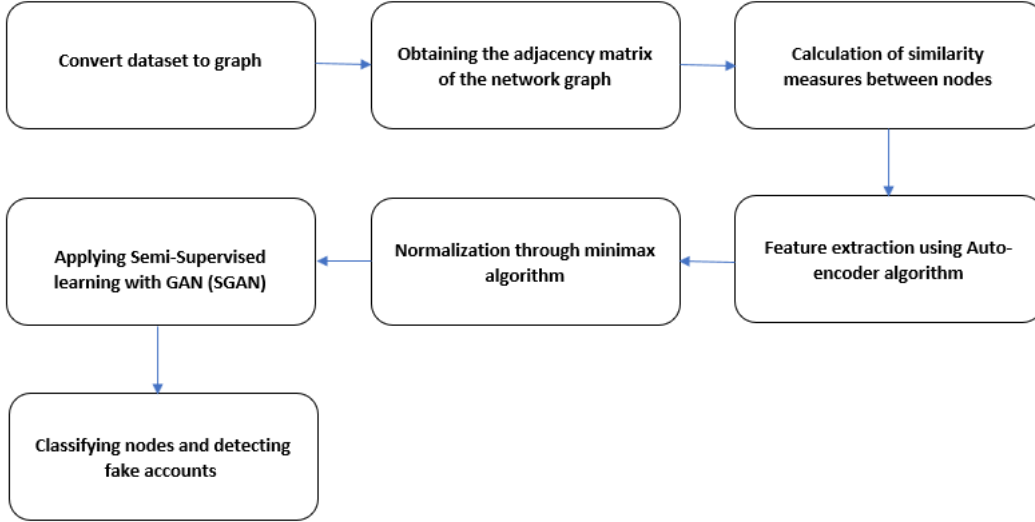
Semi-supervised learning [9] is a broad category of machine learning techniques that leverage both labeled and unlabeled data. As the name suggests, it combines elements of both supervised and unsupervised learning. The fundamental concept behind semi-supervised learning is to treat datasets differently based on the presence or absence of labels. For labeled datasets, the algorithm employs traditional supervision to update the model weights. On the other hand, for unlabeled data, the algorithm aims to minimize prediction differences among similar training samples.

In this paper, a semi-supervised setting was employed, utilizing both labeled and unlabeled data. The labeled dataset served as the foundation for model predictions, contributing structure and defining the learning problem by specifying the number of classes and comparable clusters. Unlabeled datasets provided contextual information, allowing the model to grasp the overall distribution pattern to the greatest extent possible. By training on both labeled and unlabeled data, the model achieved accurate estimation and improved performance[10].

### 3.3 Generative Adversarial Network (GAN)

GANs are highly effective techniques for training datasets. These deep generative models consist of two sub-models: the discriminator and the generator. The discriminator model is responsible for classifying examples as either real or fake, while the generator model is trained to generate new examples [11]. In a zero-sum game adversarial scenario, the two models are jointly trained until the discriminator model is fooled approximately half of the time, indicating that the generator model is producing plausible examples. While GANs are a fascinating and rapidly evolving field, their ability to generate natural examples is particularly beneficial in addressing a wide range of challenging use cases, including imbalanced datasets.

## 4 Proposed Method



**Fig. 1:** Steps of proposed method

**Table 1:** The Dataset

	Vertices	Links	Date	Labels
Twitter	5,384,160	16,011,443	2012	yes

The Twitter data repository, which supports the findings of this study, can be accessed at: (<https://github.com/kagandi/anomalous-vertices-detection/tree/master/data>). The data is fully shown in Table 1. Initially, 10,000 nodes were extracted from the dataset, and the criteria for each node were obtained using 10 similarity measures, resulting in 10 matrices of size 10,000\*10,000. Subsequently, an autoencoder (AE) was employed for each matrix, with a code size of 10, to compress the matrices into 10 features each. The number of 10 features was determined through experimentation. Finally, all the matrices were concatenated, resulting in a 10,000\*100 dimensional matrix, of which 9,900\*100 dimensions were utilized in the unsupervised SGAN section. Furthermore, 50 fake labels and 50 real labels were randomly assigned from the dataset, which amounted to a 100\*100 (100\*10\*10) input for the supervised SGAN section.

Supervised learning involves having data along with corresponding labels, while unsupervised learning deals with unlabeled data. Semi-supervised learning falls between these two categories, where there are limited labels available alongside a large amount of unlabeled data. In a regular GAN, the discriminator is trained in an unsupervised manner to distinguish between real and fake data. However, in

SGAN, the discriminator is trained not only in an unsupervised manner but also in a supervised mode. The unsupervised discriminator learns features, while the supervised discriminator learns classification. In SGAN, the generator is solely utilized for generating fake nodes relations, thereby improving the discriminators' classification performance. A dataset consisting of ten thousand samples was selected, including 50 randomly chosen fake nodes and 50 samples of real nodes. Min-Max normalization was applied to normalize the data. The dataset was divided into a 70% training set and a 30% testing set, determined through experimentation. A supervised model was then defined, using the Sigmoid activation function and binary cross-entropy as the loss function. To convert the supervised model into an unsupervised one, an additional layer was added to act as a Sigmoid function, but with an improved activation function calculated as the normalized summation of the exponential outputs [12]. The unsupervised layer used the same binary cross-entropy loss function as the supervised layer. It is worth mentioning that the SGAN approach achieves better accuracy for limited labeled data compared to CNN [10].

#### 4.1 Mapping Social Network's Data into Graph

To analyze the Twitter Dataset, the data was converted into a graph by utilizing similarity measures [13]. During this process, each user was represented as a node, and each relation between users was represented as an edge. Depending on the nature of the relationship in the social network, the graph could be either directional or non-directional. In this particular paper, the graph extracted from the dataset was non-directional.

#### 4.2 Calculation of Adjacency Matrix in Network Graph

For a graph with  $N$  users, an  $N \times N$  square matrix is utilized as the adjacency matrix [14]. If there exists an edge or path connecting vertex  $i$  to vertex  $j$ , the element at the  $i$ -th row and  $j$ -th column, as well as the element at the  $j$ -th row and  $i$ -th column, is assigned a value of one. Otherwise, it is set to zero.

#### 4.3 Calculation of Different Similarity Measures Between Nodes

The information gathered from various papers led to the conclusion that no individual feature alone was sufficient to distinguish between users in the network. Hence, in this method, multiple features were utilized to enhance the accuracy of detecting fake accounts. The objective of defining similarity measures was to optimize and improve the quality of the features extracted from the user's network. Ten features were selected, including Common Friends, Total Friends, Adamic Adar Similarity, and so on.

##### Friendship Graph

Direct connection of nodes between particular nodes, with no connection to the node by itself, represented as graph  $G$  [14]:

$$FG(v).N = \{v\} \cup \{n \in G.N \mid n \neq v, \exists e \in G.E, e = \langle v, n \rangle\} \quad (1)$$

$$FG(v).E = \{\langle v, n' \rangle \in G.E \mid n \in FG(v).N\} \cup \{\langle n, n' \rangle \in G.E \mid n, n' \in FG(v).N\} \quad (2)$$

##### Common Friends

Nodes which are on the length of 2 between other nodes are common friends of those two nodes [15] [16] :

$$CF(u, v) = |FG(v).N \cap FG(u).N| \quad (3)$$

##### Total Friends

The number of different friends between two nodes was displayed as follows: [16].

$$Total\ Friends(v, u) = |FG(v).N \cup FG(u).N| \quad (4)$$

## Correlation Similarity

This measure is used to calculate the strength of the linear relation in two data samples. [17].

$$Pearson's\ correlation\ coef(v,u) = \frac{covariance(v,u)}{x} (stdv(v) * stdv(u)) \quad (5)$$

## Jaccard Similarity

Jaccard coefficient stipulated the ratio of mutual friends of two node neighbors to their total friends [15].

$$Jaccard\ F(v,u) = \frac{|FG(u).N \cap FG(v).N|}{|FG(u).N \cup FG(v).N|} \quad (6)$$

## Euclidean Similarity

The Euclidean Similarity formula is used to calculate the distance between two points in Cartesian coordinates, which can be seen in Formula 7. Euclidean distance finds the shortest path between two points as the distance [18].

$$D(x,y) = \sqrt{\sum_{n=1}^i (x_i - y_i)^2} \quad (7)$$

## Adamic Adar Similarity

This similarity measure was originally employed to identify strong connections between web pages and was based on the number of shared features between two pages. In the context of link prediction, this shared connection referred to the common neighbor of two nodes. The similarity between two vertices in this method was determined by the following relation, where Z represented the common neighbor of vertices U and V.[19].

$$score(v,u) = \sum_{z \in \Gamma(x) \cap \Gamma(y)} \frac{cosine(x,y)}{log(|\Gamma|)} \quad (8)$$

## L1\_Norm Similarity

[20]

$$L1\_norm(v,u) = \frac{|FG(v).N \cap FG(u).N|}{|FG(v).N| + |FG(u).N|} \quad (9)$$

## Cosine Similarity

Another measure of similarity between graph nodes was Cosine Similarity. Cosine Similarity computes the resemblance between two product vectors [14]

$$Cos(v,u) = \frac{|FG(v).N \cap FG(u).N|}{\sqrt{|FG(v).N| \cdot |FG(u).N|}} \quad (10)$$

## Edge Weight Measure:

Edge Weight similarity was first calculated as two distinct features for each of the two vectors [21].

$$w(v) = \frac{1}{\sqrt{1 + FG(v).N}} \quad (11)$$

$$w(u) = \frac{1}{\sqrt{1 + FG(u).N}} \quad (12)$$

Now the Edge Weight between two vertices U and V can be estimated in the next two ways.

Summation of the weights: The summation of the weights was identical to the two weights of u and v which are added jointly:

$$W(v,u) = w(v) + w(u) \quad (13)$$

Coefficient of weights: The coefficient of weights was equal to the product of the two weights. It was defined as below :

$$W(v, u) = w(v) * w(u) \quad (14)$$

In this section, for each similarity measure, a matrix with a diagonal of zero would be determined.

#### 4.4 Distribution modification in Imbalance Data

The term "Imbalanced Data" [22] refers to a situation where a dataset exhibits an unequal distribution, with the "majority classes" accounting for a significant portion of the dataset, while the minority classes represent a smaller percentage. The dataset utilized in this paper encountered an imbalanced data problem. As mentioned earlier, due to the high dimensionality and dispersion associated with the matrix, the data dimension was reduced using an AE (Auto-encoder) that was trained with the 10,000 samples. After obtaining the final matrix, as explained in previous sections, SGAN (Semi-supervised Generative Adversarial Network) was employed to address the issue of imbalance. In SGAN, the unsupervised layer compensated for the limited availability of labeled data by leveraging the available unlabeled dataset.

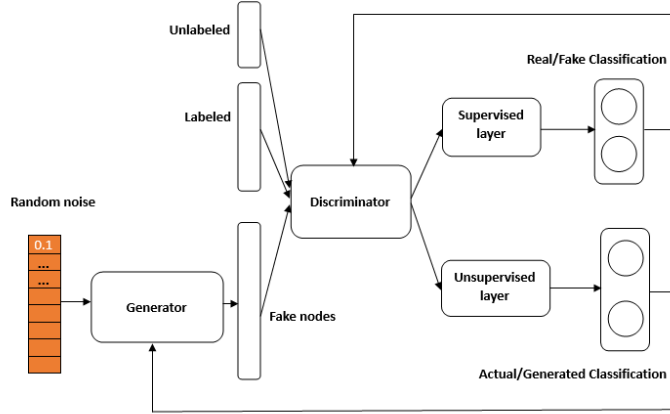


Fig. 2: Structure of Proposed Method

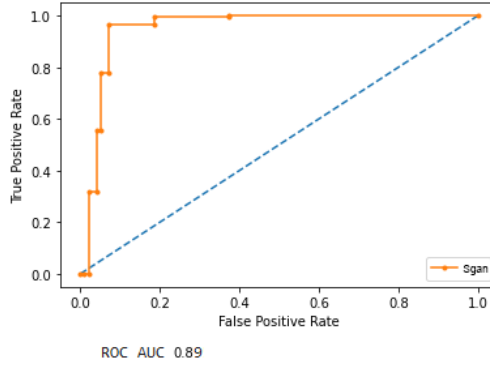
#### 4.5 Training SGAN and Fake Accounts Detection

To establish a comprehensive foundation for understanding the challenges posed by imbalanced datasets and the handling of large data volumes faced by researchers, the utilization of an algorithm like SGAN was necessary. This algorithm allowed learning of the fake nodes format with only a small amount of labeled data. Initially, a subset of 10,000 data points was separated from the dataset. Two sets consisting of 50 randomly chosen nodes were set aside, with one set labeled as fake and the other as real. The generator played a crucial role in enhancing the classification accuracy of the discriminator. It took random noise as input and generated nodes that closely resembled the actual dataset. A base discriminator was subsequently defined, which shared weights between the supervised and unsupervised discriminators. The base discriminator served as the foundation for both the supervised and unsupervised discriminators, differing only in the last layer and activation functions. At this stage, an unsupervised discriminator was specified, functioning as a binary classifier to classify fake and real nodes with a custom activation function represented by  $D(x) = Z(x) / (Z(x) + 1)$ , where  $Z(x) = \sum(\exp(l(x))) * l(x)$ . Finally, during the inference stage, the trained supervised discriminator, as a component of SGAN, was employed to classify actual data or generated dataset by the Tanh activation function.

### 5 Evaluation

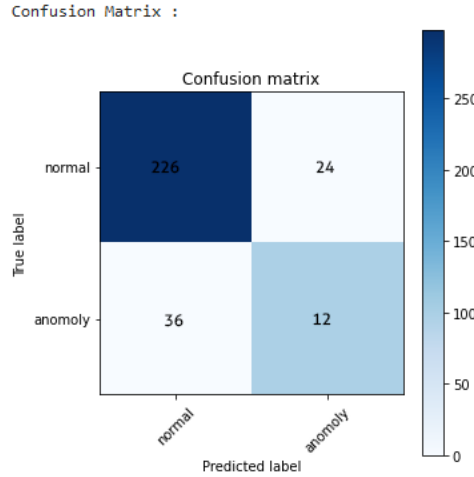
In the field of deep learning, there are several evaluation criteria used to assess and analyze the performance of algorithms. One commonly used technique is the Confusion matrix, which is a square matrix





**Fig. 3:** AUC of proposed method

with dimensions equal to the number of classification classes [23]. Another criterion that provides a graphical representation of classification performance is the ROC curve [24]. The ROC curve plots the true positive rate (detection of the correct rate for positive classes) against the false positive rate (detection of the wrong rate for negative classes). The area under the ROC curve (AUC) is a measure of the model’s ability to classify the data accurately. An AUC value of one indicates that the model can classify the data as accurately as possible. Figure 4 presents the confusion matrix of the proposed method, which provides a visual representation of the classification performance. Furthermore, Figure 3 illustrates that the proposed method achieved an AUC of 89%.



**Fig. 4:** Confusion matrix of proposed method

## 5.1 Results Comparison

The semi-supervised GAN model, known as SGAN, is an extension of the GAN architecture that involves training a generator model, an unsupervised discriminator, and a supervised discriminator simultaneously. This approach aims to generate both a generator model capable of generating new examples and a supervised classification model that can effectively classify unseen examples. In the study by Bordbar et al. [5], a large dataset was selected, after separating fake classes and real classes the GAN algorithm was applied to analyse the fake nodes in the dataset. The analysis focused on 10,000 fake nodes out of a total of 1,000,000, which represents a substantial amount of data requiring significant computational resources. However, in real-world scenarios, it is common to have a large amount of unlabeled data with only a limited number of labeled instances. Evaluating the performance of this approach involves considering several crucial factors. Accuracy is just one facet; speed matters to ensure timely data processing, essential for handling large datasets efficiently. Time consumption accounts for the overall time needed for data preprocessing, model training, and inference,



impacting workflow efficiency. Resource utilization determines the approach’s demand on computational resources, which is vital when dealing with hardware constraints. Scalability is significant for accommodating growing data volumes or user numbers without performance degradation. Robustness ensures the approach’s reliability in handling noisy or incomplete data and defending against adversarial attacks. Interpretability adds value by providing insights into the decision-making process, particularly in contexts where understanding classification rationale is pivotal, such as in sensitive or regulated domains. These factors collectively offer a comprehensive perspective on the approach’s suitability for diverse applications and scenarios. Also researchers aim to minimize reliance on powerful hardware and instead seek ways to optimize the utilization of this small number of labeled examples. The proposed method addresses this challenge by optimizing the usage of a smaller number of labeled instances and eliminating the need for extensive computational power. The AUC value in the context of fake account detection is a measure of the model’s ability to classify the data accurately. An AUC value of one indicates that the model can classify the data as accurately as possible. While the findings in this paper are promising, there is still much work to be done in the field of fake account detection. The findings of this research can also help improve the overall quality and accuracy of social media networks by identifying and removing fake accounts. Additionally, the use of deep learning techniques and semi-supervised learning with a GAN algorithm can help reduce the amount of labeled data needed for fake account detection, making the process more efficient and cost-effective. Overall, the research findings have important implications for improving the safety and accuracy of social media platforms.

## 6 Conclusion & Further Work

By using SGAN, researchers aim to optimize the utilization of this small number of labeled examples and minimize reliance on powerful hardware. The SGAN model consists of a generator model, an unsupervised discriminator, and a supervised discriminator, which are trained simultaneously. This approach allows for the generation of new examples by the generator model and effective classification of unseen examples by the supervised discriminator. By applying this method, it is possible to detect anomalies, identify fake accounts, or address other challenging use cases in real-world scenarios. Node classification in social media plays a crucial role in detecting anomalies within a network. This approach introduces a Semi-supervised generative deep-learning classifier, aiming to address the challenges associated with handling large-scale data and imbalanced classes. This method achieved a commendable AUC score of 89%. The corresponding percentages for each criterion are presented in Table 2. These results lead to the conclusion that SGAN can serve as an effective solution for handling minority classes and big data challenges and also, the impact of this approach on fake account detection could be significant as it aims to improve the accuracy and effectiveness of identifying fake accounts in social media. Using Generative Adversarial Networks (GAN) is promising for fake account detection because it allows for the creation of synthetic data that closely resembles real data. This is achieved through the use of two neural networks: a generator network that creates fake data and a discriminator network that tries to distinguish between real and fake data. By training these networks together in an adversarial manner, the generator network learns to create synthetic data that is difficult for the discriminator network to distinguish from real data. By leveraging deep learning techniques and utilizing network-based measures along with advanced algorithms like Generative Adversarial Networks (GAN), the approach has the potential to enhance the reliability of fake account detection. This, in turn, can lead to increased trust and security on social media platforms, helping to reduce the spread of false information, and other malicious activities associated with fake accounts. Furthermore, future research can explore the potential of improving the classifier by exploring different similarity criteria, adjusting the number of layers in the discriminator or generator architecture, and modifying the learning rate. These aspects present interesting research directions for future studies.

**Table 2:** Final result

Modules	Accuracy	Recall	Precision	AUC
Semi-Supervised GAN	%81	%80	%76.3	%89
GAN	%80	%82	%84	%75

## 7 Acknowledgement

We acknowledged there is a preprint version of this manuscript that exists on arxiv.org.

## 8 Funding Information

This research was conducted without external funding. The authors declare that no specific grants, financial support, or sponsorships were received for the design, implementation, or publication of this study.

## 9 Comments on Ethics

In our proposed method, we represent each user as a node in the social network, characterized by a set of numbers, with connections between users depicted as edges indicating which numbers are interconnected. We acknowledge the importance of ethical considerations in handling user data within social networks. We adhere to ethical standards by ensuring the confidentiality and privacy of user information. The data used in this study is anonymized and does not include personally identifiable information. Additionally, any potential implications for user privacy have been carefully considered, and steps have been taken to mitigate any adverse effects. We are committed to conducting our research with the utmost respect for ethical guidelines and standards.

## References

- [1] Agrawal, A., Hamling, T.: Sentiment analysis of tweets to gain insights into the 2016 us election (2020) <https://doi.org/10.52214/cusj.v11i.6359>
- [2] Kaplan, M.O., Alptekin, S.E.: An improved bigan based approach for anomaly detection. *Procedia Computer Science* **176**, 185–194 (2020) <https://doi.org/0.1016/j.procs.2020.08.020>
- [3] Kim, J., Jeong, K., Choi, H., Seo, K.: Gan-based anomaly detection in imbalance problems. In: *European Conference on Computer Vision*, pp. 128–145 (2020). <https://doi.org/10.1109/IJCNN.2011.6033365> . Springer
- [4] Wanda, P., Jie, H.J.: Deepfriend: finding abnormal nodes in online social networks using dynamic deep learning. *Social Network Analysis and Mining* **11**(1), 1–12 (2021) <https://doi.org/10.1007/s13278-021-00742-2>
- [5] Bordbar, J., Mohammadrezaie, M., Ardalan, S., Shiri, M.E.: Detecting fake accounts through generative adversarial network in online social media. *arXiv preprint arXiv:2210.15657* (2022)
- [6] Mohammadrezaei, M., Shiri, M.E., Rahmani, A.M.: Identifying fake accounts on social networks based on graph analysis and classification algorithms. *Security and Communication Networks* **2018** (2018) <https://doi.org/10.1155/2018/5923156>
- [7] Baldi, P.: Autoencoders, unsupervised learning, and deep architectures. In: *Proceedings of ICML Workshop on Unsupervised and Transfer Learning*, pp. 37–49 (2012). *JMLR Workshop and Conference Proceedings*. <https://api.semanticscholar.org/CorpusID:10921035>
- [8] Meng, Q., Catchpoole, D., Skillicom, D., Kennedy, P.J.: Relational autoencoder for feature extraction. In: *2017 International Joint Conference on Neural Networks (IJCNN)*, pp. 364–371 (2017). <https://doi.org/10.1109/IJCNN.2017.7965877> . IEEE
- [9] Learning, S.-S.: Semi-supervised learning. *CSZ2006*. html (2006)
- [10] Odena, A.: Semi-supervised learning with generative adversarial networks. *arXiv preprint arXiv:1606.01583* (2016) <https://doi.org/10.1109/ISBI.2018.8363749>
- [11] Goodfellow, I., Pouget-Abadie, J., Mirza, M., Xu, B., Warde-Farley, D., Ozair, S., Courville, A., Bengio, Y.: Generative adversarial networks. *Communications of the ACM* **63**(11), 139–144 (2020) <https://doi.org/10.1145/3422622>

- [12] Salimans, T., Goodfellow, I.J., Zaremba, W., Cheung, V., Radford, A., Chen, X.: Improved techniques for training gans. ArXiv **abs/1606.03498** (2016)
- [13] Jouili, S., Tabbone, S., Valveny, E.: Comparing graph similarity measures for graphical recognition. In: International Workshop on Graphics Recognition, pp. 37–48 (2009). [https://doi.org/10.1007/978-3-642-13728-0\\_4](https://doi.org/10.1007/978-3-642-13728-0_4) . Springer
- [14] Akcora, C.G., Carminati, B., Ferrari, E.: User similarities on social networks. Social Network Analysis and Mining **3**(3), 475–495 (2013) <https://doi.org/10.1007/s13278-012-0090-8>
- [15] Santisteban, J., Tejada-Cárcamo, J.: Unilateral jaccard similarity coefficient (2015)
- [16] Dong, L., Li, Y., Yin, H., Le, H., Rui, M.: The algorithm of link prediction on social network. Mathematical problems in engineering **2013** (2013) <https://doi.org/10.1155/2013/125123>
- [17] Benesty, J., Chen, J., Huang, Y., Cohen, I.: Pearson correlation coefficient (2009) [https://doi.org/10.1007/978-3-642-00296-0\\_5](https://doi.org/10.1007/978-3-642-00296-0_5)
- [18] Elmore, K.L., Richman, M.B.: Euclidean distance as a similarity metric for principal component analysis. Monthly weather review **129**(3), 540–549 (2001) [https://doi.org/10.1007/978-3-642-00296-0\\_5](https://doi.org/10.1007/978-3-642-00296-0_5)
- [19] Lü, L., Zhou, T.: Link prediction in weighted networks: The role of weak ties. EPL (Europhysics Letters) **89**(1), 18001 (2010) <https://doi.org/10.1209/0295-5075/89/18001>
- [20] Kwak, N.: Principal component analysis based on l1-norm maximization. IEEE transactions on pattern analysis and machine intelligence **30**(9), 1672–1680 (2008) <https://doi.org/10.1109/TPAMI.2008.114>
- [21] Cukierski, W., Hamner, B., Yang, B.: Graph-based features for supervised link prediction. In: The 2011 International Joint Conference on Neural Networks, pp. 1237–1244 (2011). <https://doi.org/10.1109/IJCNN.2011.6033365> . IEEE
- [22] He, H., Garcia, E.A.: Learning from imbalanced data. IEEE Transactions on knowledge and data engineering **21**(9), 1263–1284 (2009) <https://doi.org/10.1109/TKDE.2008.239>
- [23] Stehman, S.V.: Selecting and interpreting measures of thematic classification accuracy. Remote sensing of Environment **62**(1), 77–89 (1997) [https://doi.org/10.1016/S0034-4257\(97\)00083-7](https://doi.org/10.1016/S0034-4257(97)00083-7)
- [24] Davis, J., Goadrich, M.: The relationship between precision-recall and roc curves. In: Proceedings of the 23rd International Conference on Machine Learning, pp. 233–240 (2006). <https://doi.org/10.1145/1143844.1143874>