

The special Two zeros texture based on A_4 symmetry and perturbation method

N. Razzaghi^{1,*}

¹*Department of Physics, Qazvin Branch, Islamic Azad University, Qazvin, Iran*

(Dated: 25 November 2022)

The current study aimed to investigate the special case of two zeros in a Majorana neutrino mass matrix based on A_4 symmetry, where charged lepton mass matrix is diagonal. The texture M_ν^{S7} with (μ, μ) and (τ, τ) vanishing element of mass matrix has magic and $\mu-\tau$ symmetry, with a tribimaximal form of the mixing matrix which leads to $\theta_{13} = 0$ that it is not consistent with experimental data and does not seem to be allowed. Since θ_{13} is small compared to other neutrino mixing angles, we show that θ_{13} , and δ could be obtained by using a complex symmetrical perturbation in the mass basis and also could be shown that $\delta m^2 \equiv m_2^2 - m_1^2 \neq 0$ affecting the atmospheric mixing angle.

We find that for the complex perturbation mass matrix, only the results of the case I, $\Delta < 0$ and $Re(\alpha) < 0$, are consistent with experimental data. Furthermore, the allowed range of our parameter space and complex element of perturbation are found which led to finding the deviation of θ_{23} from 45° where this deviation is in line with the experimental data which indicate the accuracy of our model and its results. Our prediction is inverted mass ordering in the Case I. The results of the case II, $\Delta > 0$ and $Re(\alpha) > 0$, are ruled out.

PACS numbers:

Keywords: Two-zero texture; A_4 symmetry; Tribimaximal mixing matrix, perturbation method, CP violation phases

I. INTRODUCTION

In the last two decades, neutrino experiments have illustrated that neutrinos oscillate and are massive. Nevertheless, according to the standard parametrization, the unitary lepton mixing matrix, which connects the neutrino mass eigenstates to flavor eigenstates, is given by [1–3]

$$U_{PMNS} = \begin{pmatrix} c_{12}c_{13} & s_{12}c_{13} & s_{13}e^{-i\delta} \\ -s_{12}c_{23} - c_{12}s_{23}s_{13}e^{i\delta} & c_{12}c_{23} - s_{12}s_{23}s_{13}e^{i\delta} & s_{23}c_{13} \\ s_{12}s_{23} - c_{12}c_{23}s_{13}e^{i\delta} & -c_{12}s_{23} - s_{12}c_{23}s_{13}e^{i\delta} & c_{23}c_{13} \end{pmatrix}, \quad (1.1)$$

where $c_{ij} \equiv \cos \theta_{ij}$ and $s_{ij} \equiv \sin \theta_{ij}$ (for $i, j = (1, 2), (1, 3)$ and $(2, 3)$); δ is called the Dirac phase, analogous to the CKM phase.

Finally, consequences of the neutrino experiments such as T2K [4, 5], RENO [6], DOUBLE-CHOOZ [7], and DAYA-BAY [8, 9] have indicated that there are a nonzero mixing angle θ_{13} which is small compared to the other two mixing ones and a possible nonzero Dirac CP-violation phase δ_{CP} . Therefore, the Tribimaximal (TBM) mixing matrix is rejected [10, 11]. The TBM mixing matrix is [12]:

$$U_{TBM} = \begin{pmatrix} -\sqrt{\frac{2}{3}} & \frac{1}{\sqrt{3}} & 0 \\ \frac{1}{\sqrt{6}} & \frac{1}{\sqrt{3}} & -\frac{1}{\sqrt{2}} \\ \frac{1}{\sqrt{6}} & \frac{1}{\sqrt{3}} & \frac{1}{\sqrt{2}} \end{pmatrix}, \quad (1.2)$$

where, regardless of the model, the mixing angles are: $\theta_{12} \approx 35.26^\circ$, $\theta_{13} \approx 0$, and $\theta_{23} \approx 45^\circ$ [13].

Prior to this observation, models leading to the TBM mixing matrix, widely studied [14, 15]. Therefore, in order to produce $\theta_{13} \neq 0$ starting from an initial TBM mixing matrix, different approaches have been adopted [16]. One of the successful phenomenological neutrino mass models with flavor symmetry, which is an appropriate framework for understanding the family structure of charged-lepton and of neutrino mass matrices [17, 18], is illustrated by the group A_4 [19–27]. The A_4 is a symmetry group of the tetrahedron, was initially presented to illustrate a TBM mixing matrix [21]. Although, the primary initial objective of the A_4 models was illustrating a TBM mixing matrix [21],

*Electronic address: n.razzaghi@qiau.ac.ir

many efforts, e.g., [19, 20], [22–27], [28], [29], [30–33], have been made to set up a model capable of describing the non-TBM mixing matrix phenomenology.

The present 3σ global fits for the existing and known neutrino oscillation parameters[34]:

$$\begin{aligned}
\delta m^2[10^{-5}eV^2] &= (6.94 - 8.14), \\
|\Delta m^2|[10^{-3}eV^2] &= (2.47 - 2.63) - (2.37 - 2.53), \\
\sin^2 \theta_{12} &= (0.271 - 0.369), \\
\sin^2 \theta_{23} &= (0.434 - 0.610) - (0.433 - 0.608), \\
\sin^2 \theta_{13} &= (0.02000 - 0.02405) - (0.02018 - 0.02424), \\
\delta &= (128^\circ - 359^\circ) - (200^\circ - 353^\circ),
\end{aligned} \tag{1.3}$$

multiple sets of allowed ranges are stated, and the left and the right columns correspond to normal hierarchy and inverted hierarchy, respectively. $\delta m^2 \equiv m_2^2 - m_1^2$ and $\Delta m^2 \equiv m_3^2 - m_1^2$.

Despite the prevailing information about neutrino oscillation parameters (1.3), the mass and mixing problem in the lepton sector is still conceived as a fundamental problem.

In the current work, we mainly focused on the neutrinos based on especial case of two-zero textures with A_4 symmetry which is here called M_ν^{S7} [35]. In [35], we study all seven possible two-zero textures with A_4 symmetry, among which only two textures, the texture with (e, e) and (e, μ) vanishing element of mass matrix and its permutation symmetry, are consistent with the experimental data in the non-perturbation method.

In this paper, we intend to consider M_ν^{S7} in perturbation method to generate I) non-zero θ_{13} , II) CP violation phase δ and III) deviations of θ_{23} from $\frac{\pi}{4}$. However, the discovery of the θ_{13} , whose smallness (in comparison to other mixing angles) signifies modifying the neutrino mixing matrix by means of a small perturbation about the basic TBM mixing matrix. By employing different methods in a wide range of contexts, a lot of attempts have been made to generate some of the neutrino parameters in perturbation theory [36].

In the basis where the charged-lepton mass matrix is diagonal, a particular application of A_4 is given by [18]:

$$\mathcal{M}_\nu = \begin{pmatrix} a + \frac{2d}{3} & b - \frac{d}{3} & c - \frac{d}{3} \\ b - \frac{d}{3} & c + \frac{2d}{3} & a - \frac{d}{3} \\ c - \frac{d}{3} & a - \frac{d}{3} & b + \frac{2d}{3} \end{pmatrix}, \tag{1.4}$$

which has also magic symmetry¹.

Various phenomenological textures, specifically texture zeros [38–47], have been investigated in both flavor and non-flavor bases. Such texture zeros not only causes to reduce the number of free parameters of neutrino mass matrix, but also contributes to establishing several simple and interesting relations between mixing angles. Therefore, in the current research, this allowed us to explore the effects of special case of two zero textures on \mathcal{M}_ν given by (1.4).

Moreover, assuming the Majorana nature of neutrinos, the present study strove to investigate the phenomenological implications of special case of two-zero textures of neutrino mass matrix together with A_4 symmetry, based on a global fit of current neutrino oscillation data [34]. The special case of two-zero texture is M_ν^{S7} with $(\mu, \mu) = 0$, and $(\tau, \tau) = 0$ which can expose the impressive phenomenological features of a defined Majorana neutrino mass matrix.

The organization of the paper is as follows. In Sec. II, the methodology is elaborated in two subsections. In subsection A, M_ν^{S7} in the flavor bases was reconstructed as unperturbed Neutrino Mass Matrix, and also unperturbed neutrino mass matrix was obtained in the mass bases. In subsection B, the perturbed neutrino mass matrix was presented as a complex symmetric non-Hermitian matrix in the mass basis. The first-order of neutrino mass correction and the third mass eigenstate were obtained in the mass basis to first order corrections. Then $|\nu_3\rangle_{mass}$ in the flavor bases was rewritten and thereby $\sin^2 \theta_{13}$, CP violation phase δ and $\tan^2 \theta_{23}$ were obtained. In Sec. III, the results are compared with those of the experimental data in two different cases. In each case, the complex elements of perturbation, α and β , are illustrated onto the allowed region of the parameter space and their allowed region were found. In the case I, the allowed region of α and β was acceptable; therefore, the magnitude of θ_{23} was obtained which was consistent with the experimental data and demonstrated the accuracy of our work. In the case II, the obtained region of α and β was not acceptable; therefore it was ruled out. In Sec. IV, the conclusions are provided.

¹ Magic symmetry is a symmetry in which the sum of elements in either any rows or any columns of the neutrino mass matrix is identical [37].

II. METHODOLOGY

A. The Unperturbed Neutrino Mass Matrix

Assuming the Majorana nature of neutrinos, the mass matrix \mathcal{M}_ν is a complex symmetric matrix in Eq. (1.4). We examine in (??) the analysis of two-zero texture for the Majorana neutrino mass matrix based on A_4 symmetry, \mathcal{M}_ν in Eq. (1.4) restricts the number of probably viable cases to seven. It is found that the texture with (e, e) and (e, μ) vanishing elements of \mathcal{M}_ν in (1.4) and its permutation symmetry, are consistent with the experimental data in the non-perturbation method. The texture with $(e, \tau) = (\mu, \mu) = 0$ and the texture with $(e, \mu) = (\mu, \mu) = 0$ and their permutation symmetry, are not consistent with the experimental data at all in (??). The seventh probably viable case of two-zero texture of \mathcal{M}_ν in Eq. (1.4) with $(\mu, \mu) = (\tau, \tau) = 0$ is extremely interesting. We call it M_ν^{S7} in (??) and is given by;

$$M_\nu^{S7} = \begin{pmatrix} a + \frac{2}{3}d & -d & -d \\ -d & 0 & a - \frac{d}{3} \\ -d & a - \frac{d}{3} & 0 \end{pmatrix}. \quad (2.1)$$

This mass matrix is a magic matrix, which obviously has $\mu - \tau$ symmetry. Consequently, it can lead to TBM mixing matrix in Eq. (1.2) with $\theta_{13} = 0$. Therefore, initially seems that M_ν^{S7} in Eq. (2.1) is not allowed texture, but we consider it in perturbation method.

A straightforward diagonalization procedure yields $U_{TBM}^T M_\nu^{S7} U_{TBM} = M_{diag}^{S7}$, where

$$\begin{aligned} m_1 &= a + \frac{5}{3}d, \\ m_2 &= a - \frac{4}{3}d, \\ m_3 &= -a + \frac{1}{3}d, \end{aligned} \quad (2.2)$$

the mass eigenvalues can be complex, they can be presented positive and real by phase transformation, as $diag = (1, e^{i\rho}, e^{i\sigma})$, which ρ and σ are Majorana phases where neutrino oscillations are independent of them.

We reconstruct M_ν^{S7} in Eq. (2.1) by using $M_\nu = U_{TBM}^* M_{diag} U_{TBM}^\dagger$, where M_ν is a magic neutrino mass matrix with $\mu - \tau$ symmetry. In this reconstruction, we define new parameters, as

$$\begin{aligned} m &\equiv \frac{\sum m_i}{3} = \frac{(m_1 + m_2 + m_3)}{3}, \\ \Delta_{32} &\equiv (m_3 - m_2), \\ \Delta_{31} &\equiv (m_3 - m_1). \end{aligned} \quad (2.3)$$

Also because of; the reported experimental results which have shown Δm_{21}^2 is tiny and greater than zero [34], we approximate $\Delta_{31} \simeq \Delta_{32} \equiv \Delta$. Therefore, the unperturbed mass matrix, the reconstructed M_ν^{S7} , in the flavor basis² is;

$$M_{f\nu}^0 \simeq \begin{pmatrix} m - \frac{\Delta}{3} & 0 & 0 \\ 0 & m + \frac{\Delta}{6} & -\frac{\Delta}{2} \\ 0 & -\frac{\Delta}{2} & m + \frac{\Delta}{6} \end{pmatrix}. \quad (2.4)$$

At this level, the unperturbed mass matrix $M_{f\nu}^0$ in Eq. (2.4) has $\mu - \tau$ symmetry but is no longer magic. The mass spectrum of $M_{f\nu}^{(0)}$ is

$$m_1^{(0)} = m_2^{(0)} = m - \frac{\Delta}{3}, \quad \text{and} \quad m_3^{(0)} = m + \frac{2\Delta}{3}. \quad (2.5)$$

² We work in a basis where the charged lepton mass matrix is diagonal, and thereby, the lepton mixing is extracted from the neutrino mass matrix.

Here $m_1^{(0)}$, $m_2^{(0)}$ and $m_3^{(0)}$ are real and positive and $m_1^{(0)}$, and $m_2^{(0)}$ are the same. Hence, the unperturbed mass matrix in the mass basis is;

$$M_{mass}^0 \simeq \begin{pmatrix} m - \frac{\Delta}{3} & 0 & 0 \\ 0 & m - \frac{\Delta}{3} & 0 \\ 0 & 0 & m + \frac{2\Delta}{3} \end{pmatrix}. \quad (2.6)$$

In the mass basis the eigenstates of the unperturbed neutrino mass matrix M_{mass}^0 in Eq. (2.6) are as follows:

$$|\nu_1^{(0)}\rangle = \begin{pmatrix} 1 \\ 0 \\ 0 \end{pmatrix}, \quad |\nu_2^{(0)}\rangle = \begin{pmatrix} 0 \\ 1 \\ 0 \end{pmatrix}, \quad |\nu_3^{(0)}\rangle = \begin{pmatrix} 0 \\ 0 \\ 1 \end{pmatrix}, \quad (2.7)$$

in which the first two mass eigenstates are degenerate and the columns of U_{TBM} in Eq. (1.2) are the unperturbed flavour eigenstates.

We should mention that, up to now, the shortcomings are: (i) the absence of $m_1^{(0)}$, and $m_2^{(0)}$ splitting, (ii) the ordering of neutrino masses which is unknown and (iii) the mixing matrix which is still U_{TBM} . Thus, the main objective is obtaining the splitting of $m_1^{(0)}$, and $m_2^{(0)}$ by means of a mass perturbation, from which $\theta_{13} \neq 0$ and CP violation are also derived. Moreover, CP violation conditions are necessarily mandate in that $\mu - \tau$ symmetry should be broken. An interesting question is: After breaking the $\mu - \tau$ symmetry, will $\theta_{23} = 45^\circ$ remain valid or not?

B. The perturbed Neutrino Mass Matrix and Perturbation

In our work, the minimal symmetric perturbation neutrino mass matrix in the mass basis can be written as ³;

$$M'_{mass} \simeq \Delta \begin{pmatrix} 0 & 0 & \beta \\ 0 & \alpha & 0 \\ \beta & 0 & 0 \end{pmatrix}. \quad (2.8)$$

The dimensionless perturbation elements i.e., α, β can be real or complex and should be small compared to the elements of unperturbed neutrino mass matrix M_{mass}^0 in Eq. (2.6) for a valid perturbation theory.

If M'_{mass} is a complex symmetric non-Hermitian matrix given in Eq. (2.8), therefore we have to consider $(M_{mass}^0 + M'_{mass})^\dagger (M_{mass}^0 + M'_{mass})$ where we drop a term, which is $\mathcal{O}(\alpha^2, \beta^2)$. $M_{mass}^0 \dagger M_{mass}^0$ is the unperturbed Hermitian term, and its eigenstates are the same as those of M_{mass}^0 in Eq. (2.7) and its eigenvalues are $(m_1^{(0)})^2$, $(m_2^{(0)})^2$ and $(m_3^{(0)})^2$, therefore the perturbation term is $M_{mass}^p = M_{mass}^{0\dagger} M'_{mass} + M'_{mass}^\dagger M_{mass}^0$ and the perturbation matrix is

$$M_{mass}^p \simeq \Delta \begin{pmatrix} 0 & 0 & Re(\beta)(2m + \frac{\Delta}{3}) + Im(\beta)(-\Delta) \\ 0 & Re(\alpha)(2m - \frac{2\Delta}{3}) & 0 \\ Re(\beta)(2m + \frac{\Delta}{3}) + Im(\beta)(\Delta) & 0 & 0 \end{pmatrix}. \quad (2.9)$$

The first-order corrections to the neutrino masses, in the mass basis Eq. (2.7), are obtained from $m_i^{(1)} \delta_{ij} = \langle \nu_i^{(0)} | M_{mass}^{0\dagger} M'_{mass} + M'_{mass}^\dagger M_{mass}^0 | \nu_j^{(0)} \rangle$. Therefore, by using Eq. (2.5) and the first-order of neutrino mass correction, we have

$$\begin{aligned} m_1^2 &= (m_1^{(0)})^2, \\ m_2^2 &= (m_2^{(0)})^2 + Re(\alpha)(2m - \frac{2}{3}\Delta)\Delta, \\ m_3^2 &= (m_3^{(0)})^2. \end{aligned} \quad (2.10)$$

³ It is a general form of perturbation mass matrix for nonmagic unperturbed neutrino mass matrix with $\mu - \tau$ symmetry where the first two mass eigenvalues are degenerate as we work in [48].

The mass correction arises from this order corrections with $m_2^{(1)} \neq 0$, and $m_1^{(1)} = m_3^{(1)} = 0$. Therefore, the splitting of m_1 , and m_2 is equal to $m_2^{(1)}$. Neutrino experimental data have so far definitely confirmed that $\delta m^2 = m_2^2 - m_1^2 > 0$. Therefore, by using Eq. (2.5) $m_2^{(1)} = Re\alpha(2 m_2^{(0)})\Delta$ must be positive.

From equations in Eq. (2.10), we could obtain the ratio of two neutrino mass-squared differences $R_\nu = \frac{\delta m^2}{\Delta m^2}$, as

$$R_\nu = Re(\alpha) \frac{6m - 2\Delta}{6m + \Delta}, \quad (2.11)$$

where $\delta m^2 \equiv m_2^2 - m_1^2$ and $\Delta m^2 \equiv m_3^2 - m_1^2$.

We reproduce the third mass eigenstate $|\nu_3 \rangle$, in the mass basis to the first order corrections, by

$$|\nu_3 \rangle_{mass} = |\nu_3^{(0)} \rangle + \frac{\langle \nu_j^{(0)} | M_{mass}^p | \nu_3^{(0)} \rangle}{(m_3^{(0)})^2 - (m_j^{(0)})^2} |\nu_j^{(0)} \rangle, \quad (j \neq 3). \quad (2.12)$$

Using Eq. (2.5), Eq. (2.7) and Eq. (2.9), we could obtain $|\nu_3 \rangle_{mass}$ as

$$|\nu_3 \rangle_{mass} = \begin{pmatrix} Re(\beta) - \frac{3\Delta}{6m+\Delta} Im(\beta) \\ 0 \\ 1 \end{pmatrix}. \quad (2.13)$$

Now, we rewrite $|\nu_3 \rangle_{mass}$ in Eq. (2.13), in the flavor basis, as follows

$$|\nu_3 \rangle_{flavor} = \begin{pmatrix} \sqrt{\frac{2}{3}} \left(\frac{-3\Delta Im(\beta)}{6m+\Delta} + Re(\beta) \right) \\ \frac{1}{\sqrt{2}} - \frac{\frac{-3\Delta Im(\beta)}{6m+\Delta} + Re(\beta)}{\sqrt{6}} \\ -\frac{1}{\sqrt{2}} - \frac{\frac{-3\Delta Im(\beta)}{6m+\Delta} + Re(\beta)}{\sqrt{6}} \end{pmatrix}, \quad (2.14)$$

and then could obtain nonzero values for both $\sin \theta_{13}$, δ , and the deviation of θ_{23} from 45° by comparing $|\nu_3 \rangle_{flavor}$ in Eq. (2.14) with the third column of lepton mixing matrix in Eq. (1.1). Therefore,

$$\begin{aligned} \sin^2 \theta_{13} &= |U_{13}|^2 = \frac{2}{3} (Re(\beta))^2 + \frac{6\Delta^2}{(6m + \Delta)^2} (Im(\beta))^2, \\ \tan \delta &= \frac{(-3\Delta) Im(\beta)}{(6m + \Delta) Re(\beta)}, \\ \tan \theta_{23}^2 &= \frac{|U_{23}|^2}{|U_{33}|^2} = 1 - \frac{4\sqrt{3} Re(\beta)}{3 + \left(\frac{3\Delta Im(\beta)}{6m+\Delta}\right)^2 + 2\sqrt{3} Re(\beta) + (Re(\beta))^2}. \end{aligned} \quad (2.15)$$

Up to this point, having used perturbation method, we could obtain I) the splitting of the two first neutrino masses, II) the third perturbed mass eigenstate, in the mass basis Eq. (2.13) and also the flavor basis Eq. (2.14), in the CP violation case, therefor generating III) $\theta_{13} \neq 0$, VI) δ , and V) the rate of θ_{23} deviation from 45° . In the next section, by comparing the results of our work those of the experimental data Eq. (1.3), we will show that M_ν^{S7} (2.1) could be allowed texture.

III. COMPARISON WITH EXPERIMENTAL DATA

In this section the results of the current study are compared with those of the experimental data. As it was mentioned in the previous section, according to neutrino experimental data, we have $\delta m^2 = Re(\alpha)(2 m_2^{(0)})\Delta > 0$. Therefore, since $m_2^{(0)}$ in Eq. (2.5) is real and positive, we have two cases; I) Δ and $Re(\alpha)$ to be negative, II) Δ and $Re(\alpha)$ to be positive.

Initially, we consider the case I, when $\Delta < 0$ and $Re(\alpha) < 0$. The investigation of the case I includes three steps, in the first step, we obtain the allowed range of $Re(\alpha)$, as it is shown in Figure 1. We do this by substituting the

experimental range of R_ν in Eq. (2.11) and mapping $Re(\alpha)$ onto our parameter space of the case I, $-\frac{1}{3} \leq \frac{m}{\Delta} \leq 0$ ⁴, according to the experimental data of R_ν .

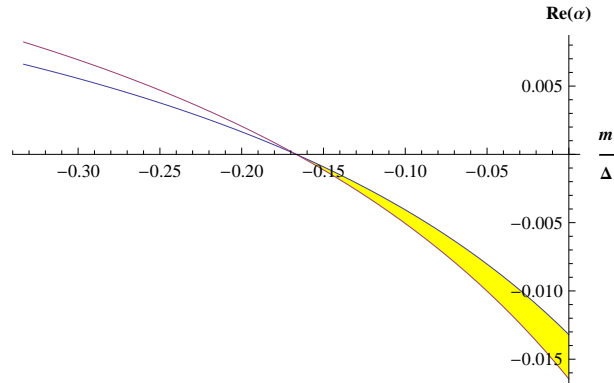


Figure 1: (color online). The range of $Re(\alpha)$ onto $\frac{m}{\Delta}$ our parameter space, according to the experimental data of R_ν . The yellow (dark) area displays the allowed region of $Re(\alpha)$ within our model in the case I.

As regards the case I, Δ and $Re(\alpha)$ must be negative; therefore, as it is shown in Figure 1 the allowed range of $Re(\alpha)$ is restricted to the below of the horizontal axis, $(\frac{m}{\Delta})$ in the dark area between two curves. Therefore, the allowed range of $Re(\alpha)$ is

$$Re(\alpha) \approx 0 \rightarrow -(0.0131 - 0.0161). \quad (3.1)$$

Likewise, as it is shown in Figure 1, we could to specify the allowed range of our parameter space, $\frac{m}{\Delta}$ according to the allowed range of $Re(\alpha)$ as follows,

$$\frac{m}{\Delta} \approx (-0.167 - 0). \quad (3.2)$$

In the second step, we obtain the allowed range of $\frac{Im(\beta)}{Re(\beta)}$. As it is shown in Figure 2, we do this by using the equation of $\tan \delta$ in Eq. (2.15) and mapping $\frac{Im(\beta)}{Re(\beta)}$ onto the allowed range of our parameter space Eq. (3.2) according to the experimental data of $\tan \delta$ in Eq. (1.3).

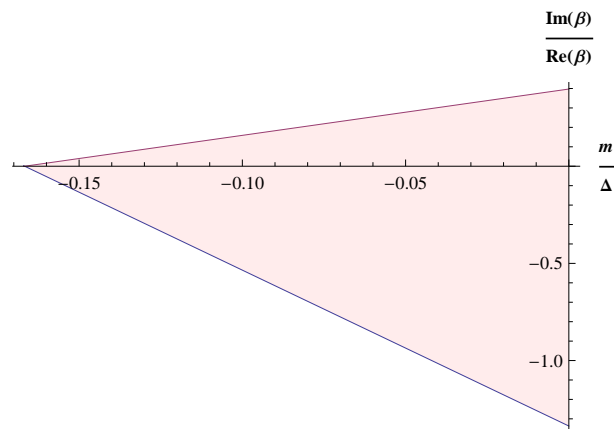


Figure 2: (color online). The dark area is the allowed range of $\frac{Im(\beta)}{Re(\beta)}$ onto $\frac{m}{\Delta}$ our parameter space, according to the experimental data of $\tan \delta$.

⁴ The allowed range of our parameter space based on $m_2^{(0)} > 0$

Therefore, we obtain the allowed region of $\frac{Im(\beta)}{Re(\beta)}$ onto our parameter space which is consistent with the experimental data as follows

$$\frac{Im(\beta)}{Re(\beta)} \approx ((-1.31) - 0.4), \quad (3.3)$$

accordingly, can write

$$Im(\beta) \approx ((-1.31) - 0.4)Re(\beta), \quad (3.4)$$

therefore, in the second step, we obtain the ratio of $\frac{Im(\beta)}{Re(\beta)}$.

In the third step, we obtain the allowed range of $Re(\beta)$, as it is shown in Figure 3, and subsequently the allowed range of $Im(\beta)$ by using Eq. (3.4). We do this by using the equation of $\sin^2 \theta_{13}$ in Eq. (2.15) and mapping $Re(\beta)$ onto our parameter space Eq. (3.2), according to the experimental data of $\sin^2 \theta_{13}$ in Eq. (1.3).

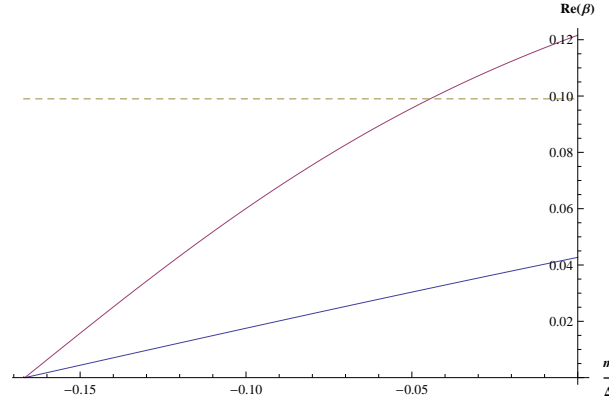


Figure 3: (color online). Range of $Re(\beta)$ onto $\frac{m}{\Delta}$ our parameter space, according to the experimental data of $\sin^2 \theta_{13}$. The area below the line 0.099 displays the allowed region of $Re(\beta)$ within our model.

According to perturbation theory, the perturbation elements i.e., α , and β in Eq. (2.8) should be small compared to the elements of unperturbed neutrino mass matrix m , and Δ in Eq. (2.6). Accordingly, we only accept those values of $Re(\beta)$ that are less than 0.1.⁵ Therefore, the area below the line 0.099 in figure 3 displays the allowed region of $Re(\beta)$ within our model, as

$$Re(\beta) \approx 0 \rightarrow (0.043 - 0.099), \quad (3.5)$$

then based on Eq. (3.4), and Eq. (3.4) the allowed region of $Im(\beta)$ is

$$Im(\beta) \approx 0 \rightarrow ((-0.056) - 0.04), \quad (3.6)$$

Having taken these three steps, we obtain the allowed region of our parameter space, $\frac{m}{\Delta}$ in Eq. (3.2), and dimensionless perturbation elements $Re(\alpha)$, $Re(\beta)$, and $Im(\beta)$ (3.6), respectively in Eq. (3.1), Eq. (3.5), and Eq. (3.6).

Now we must examine the accuracy of the results of the case I by determining the magnitude of $\tan \theta_{23}^2$ in Eq. (2.15) by values of our parameter obtained in the pervious three steps. We plot $\tan \theta_{23}^2$, based on the allowed region of perturbation elements, onto parameter space as it is shown in Figure 4. Interestingly, the values obtained for $\tan \theta_{23}^2$ corroborate those of with the experimental data in Eq. (1.3). We find the allowed region of θ_{23} in the case I as

$$\theta_{23} \approx (41.81^\circ - 43.96^\circ) \rightarrow 45^\circ, \quad (3.7)$$

which indicate the accuracy of the case I in our work .

⁵ We choose $Re(\beta) < 0.1$ because of the experimental result for the sum of the three light neutrino masses that has been reported by the Planck measurements of the cosmic microwave background [49], $\sum m_\nu < 0.12eV$

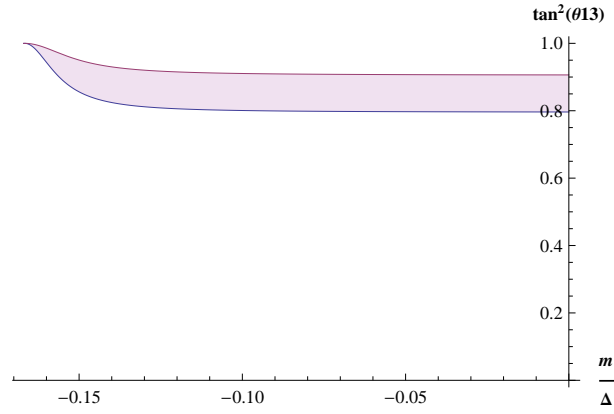


Figure 4: (color online). Range of $\tan^2 \theta_{23}$ onto $\frac{m}{\Delta}$ parameter space, according to the allowed range of perturbation elements. The dark area displays the allowed region of $\tan^2 \theta_{23}$ within our model which in complete agreement with the experimental data in Eq. (1.3).

Also according to the sign of Δ and $Re(\beta)$ in this case, the neutrino mass ordering is inverted.

Now we consider the case II when Δ and $Re(\alpha)$ are both positive. In this case, similar to the case I, we first obtain the allowed range of $Re(\alpha)$, as it is shown in Figure 5. We do this by substituting the experimental range of R_ν in Eq. (2.11) and mapping $Re(\alpha)$ onto our parameter space of the case II, $\frac{m}{\Delta} \geq \frac{1}{3}$ /footnoteThe allowed range of our parameter space based on $m_2^{(0)} > 0$, according to the experimental data in Eq. (1.3).

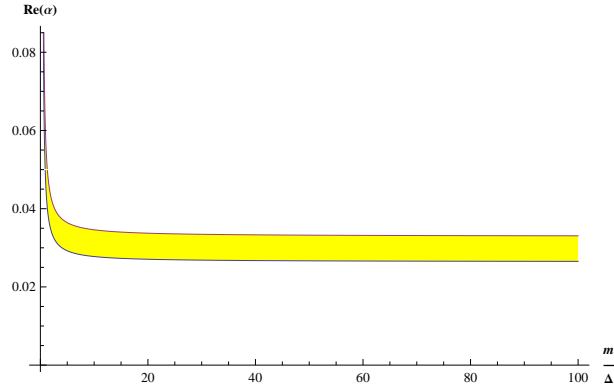


Figure 5: (color online). The range of $Re(\alpha)$ onto $\frac{m}{\Delta}$, our parameter space of the case II, according to the experimental data of R_ν . The allowed range of $Re(\alpha)$ is restricted in the dark region between two parallel horizontal lines in the case II.

Therefore in Case II, according to Figure 5, the allowed range of $Re(\alpha)$ which is restricted in the dark region is

$$Re(\alpha) \approx (0.0281 - 0.04) \rightarrow \infty. \quad (3.8)$$

In the next step, we find the allowed range of $\frac{Im(\beta)}{Re(\beta)}$ in the case II as shown in Figure 6. Same as the case I, we do this by using the equation of $\tan \delta$ in Eq. (2.15) and mapping $\frac{Im(\beta)}{Re(\beta)}$, but onto the allowed range of our parameter space in the case II, according to the experimental data of $\tan \delta$ in Eq. (1.3).

We find that the allowed region of $\frac{Im(\beta)}{Re(\beta)}$ onto our parameter space, in the case II, as

$$\frac{Im(\beta)}{Re(\beta)} \approx -(4 - \infty) \text{ and } (1.2 - \infty), \quad (3.9)$$

therefore, according Eq. (3.9) could write

$$Im(\beta) \approx -(4 - \infty)Re(\beta) \text{ and } (1.2 - \infty)Re(\beta). \quad (3.10)$$

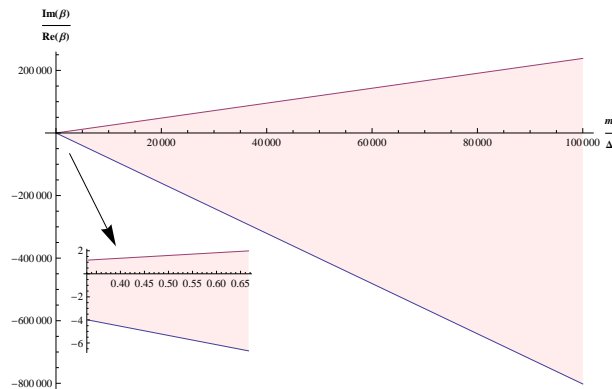


Figure 6: (color online). The dark area is the allowed range of $\frac{Im(\beta)}{Re(\beta)}$ in $\frac{m}{\Delta}$ parameter space in the case II, according to the experimental data of $\tan \delta$.

We obtain the allowed range of $Re(\beta)$ in the two different regions which are specified in Eq. (3.9), as shown in the Figure 7, and the Figure 8 respectively. As the pervious case, we do this by inserting the experimental data of $\sin^2 \theta_{13}$ in the equation of $\sin^2 \theta_{13}$ in Eq. (2.15) and mapping $Re(\beta)$ onto our parameter space, in the case II.

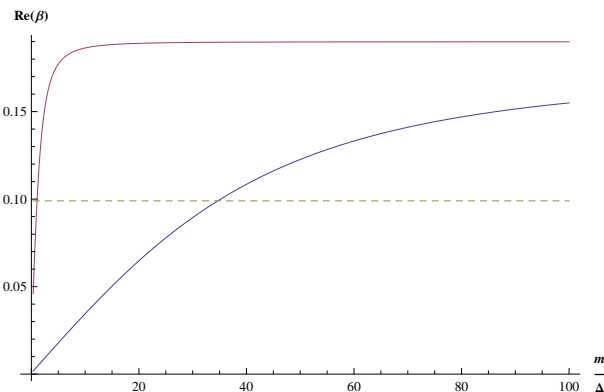


Figure 7: (color online). The range of $Re(\beta)$ onto $\frac{m}{\Delta}$ our parameter space, according to the experimental data of $\sin^2 \theta_{13}$ when $Im(\beta) \approx -(4 - \infty)Re(\beta)$. The area bellow the horizontal dashed line displays the allowed region of $Re(\beta)$ in the case II within our model.

As mentioned before, the allowed range of $Re(\beta)$ must be bellow 0.099; therefore, the area bellow the horizontal dashed line in the Figures 9 and, the Figure 10 displays the allowed range of $Re(\beta)$ in the case II according to the two ranges of specified in Eq. (3.10).

Afterwards, we map $Im(\beta)$ based on Eq. (3.10), in the two different range of $Re(\beta)$, as shown in the Figure 9 and, the Figure 10 respectively. We find that in the case II the obtained value of $Im(\beta)$, is much greater than $|0.1|$, the red dashed line, which is not acceptable by the perturbation theory. Therefore, the obtained results in the case II, with $\Delta > 0$ and $Re(\alpha) > 0$, are ruled out.

IV. CONCLUSION

We have studied the phenomenology of two-zero texture in the Majorana neutrino mass matrix with A_4 symmetry where the charged lepton mass matrix is diagonal. Therefore, there are seven viable two-zero textures. The seven viable textures are broadly categorized into two categories. To sum up, in general textures which are consistent with the experimental data as M_ν^{S1} , M_ν^{S2} , M_ν^{S7} and textures which are not consistent with the experimental data as M_ν^{S3} ,

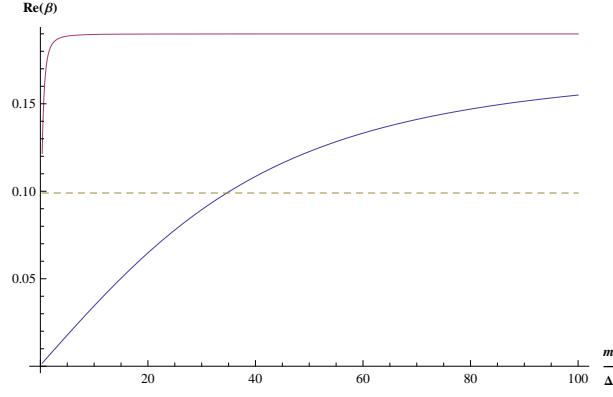


Figure 8: (color online). The range of $Re(\beta)$ onto $\frac{m}{\Delta}$ our parameter space, according to the experimental data of $\sin^2 \theta_{13}$ when $Im(\beta) \approx (1.2 - \infty)Re(\beta)$. The area below the horizontal dashed line displays the allowed region of $Re(\beta)$ in the case II within our model.

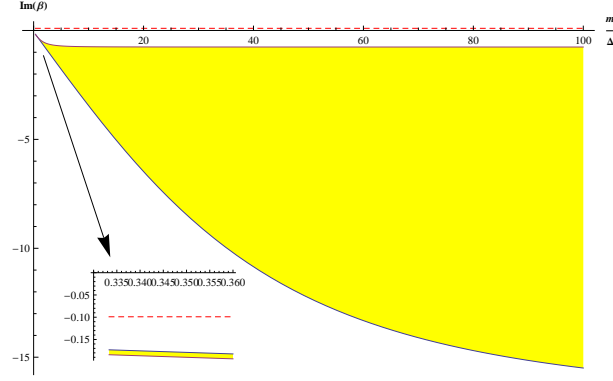


Figure 9: (color online). The range of $Im(\beta)$ onto $\frac{m}{\Delta}$ our parameter space, according to the range of $Re(\beta)$ when $Im(\beta) \approx -(4 - \infty)Re(\beta)$. The dark area displays the obtained region of $Im(\beta)$ which is not allowed within our model because is greater than $|0.1|$ (the red dashed line).

M_ν^{S5} , and their permutation symmetry, as M_ν^{S4} , M_ν^{S6} respectively ⁶.

We studied, the texture M_ν^{S7} , with (μ, μ) and (τ, τ) vanishing elements, which has both magic and $\mu - \tau$ symmetry. Therefore its mixing matrix is U_{TBM} , with $\theta_{13} \neq 0$, $\delta = 0$, and $\theta_{23} = 45^\circ$. Hence, we consider M_ν^{S7} with the attendance of a small contribution as perturbation matrix by employing the perturbation method ⁷, which generates simultaneously a tiny δm^2 and small parameters in the neutrino mixing component, such as, U_{13} , (θ_{13} and δ), and provides minor amendments to θ_{23} . Therefore, CP violation is investigated.

We reproduce the texture M_ν^{S7} as unperturbed mass matrix in the flavor basis which has a structure in which $\theta_{13} = 0$, $\delta m^2 = 0$, $\theta_{23} = 45^\circ$, and $\Delta m^2 \neq 0$. We work on the diagonal mass matrix of the reproduced M_ν^{S7} as unperturbed mass matrix in the mass basis which has degeneracy $m_1^{(0)} = m_2^{(0)}$.

Our perturbation mass matrix is symmetric and complex in the mass basis, and thereby, is non-Hermitian matrix. We obtain θ_{13} , δ and, δm^2 that all could arise from a perturbation. The perturbation also affects the atmospheric mixing angle θ_{23} . We have two different cases; in the case I, Δ and $Re(\alpha)$ are negative while in the case II, both are positive.

We compare our results with the experimental data in each case; in the case I, we could obtain the allowed range of our parameter space, $\frac{m}{\Delta}$ and the complex elements of perturbation mass matrix α , and β ; then we check the accuracy

⁶ We study texture M_ν^{S1} and its permutation symmetry as texture M_ν^{S2} in the non-perturbation method and find their results which are exactly consistent with the experimental data. We also find that textures M_ν^{S3} , M_ν^{S5} and their permutation symmetry texture which are ruled out[35].

⁷ As we know the mixing angle θ_{13} is small compared to other two angles, θ_{12} and, θ_{23} , also the magnitude of the ratio of two neutrino mass-squared differences is $R_\nu = \frac{\delta m^2}{\Delta m^2} \simeq 10^{-2}$.

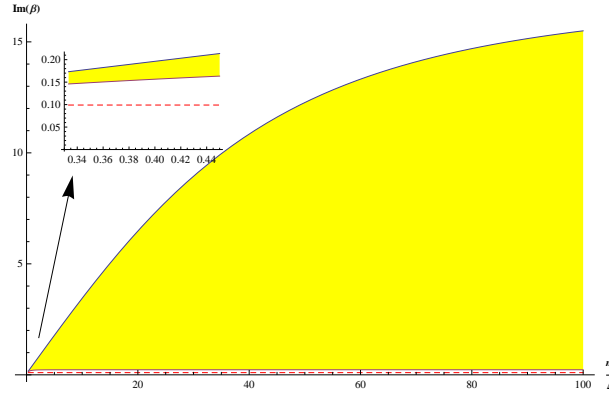


Figure 10: (color online). The range of $Im(\beta)$ onto $\frac{m}{\Delta}$ our parameter space, according to the range of $Re(\beta)$ when $Im(\beta) \approx (1.2 - \infty)Re(\beta)$. The dark area displays the obtained region of $Im(\beta)$ which is not allowed within our model because is greater than $[0.1]$ (the red dashed line).

of our work and our results by obtaining the magnitude of θ_{23} by the obtained allowed range of our parameters. We obtain $\theta_{23} \approx (41.81^\circ - 43.96^\circ)$ which is in complete agreement with the experimental data in Eq. (1.3) and shows the accuracy of our work. Moreover we predict the neutrino mass ordering is inverted in this case.

We fail to obtain an acceptable range for β in the case II so this case is ruled out.

V. ACKNOWLEDGMENTS

We would like to thank the research office of the Qazvin Branch, Islamic Azad University.

-
- [1] J. Schechter and J. W. F. Valle, Neutrino masses in $SU(2) \otimes U(1)$ theories, Phys.Rev. D22 (1980) 2227.
 - [2] H. Fritzsch and Z.Z. Xing, How to Describe Neutrino Mixing and CP Violation , Phys. Lett. B 517, 363 (2001) [hep-ph/0103242v2].
 - [3] Particle Data Group, W.M. Yao et al., Review of Particle Physics , J. Phys. G 33, 1 (2006).
 - [4] K. Abe et al. (T2K Collaboration), Precise Measurement of the Neutrino Mixing Parameter θ_{23} from Muon Neutrino Disappearance in an Off-Axis Beam, Phys. Rev. Lett. 112, 181801 (2014).
 - [5] K. Abe et al. (T2K Collaboration), Observation of Electron Neutrino Appearance in a Muon Neutrino Beam, Phys. Rev. Lett. 112, 061802 (2014).
 - [6] J. K. Ahn et al. (RENO Collaboration), Observation of Reactor Electron Antineutrino Disappearance in the RENO Experiment, Phys. Rev. Lett. 108, 191802 (2012).
 - [7] Y. Abe et al. (Double Chooz Collaboration), Reactor electron antineutrino disappearance in the Double Chooz experiment, Phys. Rev. D 86, 052008 (2012).
 - [8] F. P. An et al. (Daya Bay Collaboration), Spectral Measurement of Electron Antineutrino Oscillation Amplitude and Frequency at Daya Bay, Phys. Rev. Lett. 112, 061801 (2014).
 - [9] B. Z. Hu (Daya Bay Collaboration), New results from the Daya Bay reactor neutrino experiment, arXiv:1402.6439.
 - [10] F. Capozzi, G. L. Fogli, E. Lisi, A. Marrone, D. Montanino, and A. Palazzo, Status of three-neutrino oscillation parameters, circa 2013, Phys. Rev. D 89, 093018 (2014).
 - [11] K. A. Olive, K. Nakamura, S. T. Petcov et al. (Particle Data Group Collaboration), Review of particle physics, Chin. Phys. C 38, 090001 (2014).
 - [12] P. F. Harrison et al., Tri-Bimaximal Mixing and the Neutrino Oscillation Data, Phys. Lett. B530, 167 (2002) [hep-ph/0202074v1].
 - [13] P. F. Harrison, D. H. Perkins, and W. G. Scott, Tri-bimaximal mixing and the neutrino oscillation data, Phys. Lett. B 530, 167 (2002).
 - [14] P. H. Frampton , T. W. Kephart and S. Mat-suzaki, Simplified renormalizable T model for tribimaximal mixing and Cabibbo angle, Phys. Rev. D 78 , 073004 (2008) [hep-ph/0807.4713].
 - [15] G. Altarelli and F. Feruglio, Tri-Bimaximal Neutrino Mixing, A4 and the Modular Symmetry, Nucl. Phys. B 741 , 215 (2006) [hep-ph/0512103].
 - [16] B. Grinstein and M. Trott, [hep-ph/1203.4410]; S. F. King, Parametrizing the lepton mixing matrix in terms of deviations from tri-bimaximal mixing, Phys. Lett. B 659, 244 (2008) [hep-ph/0710.0530]; S. Pakvasa, W. Rodejohann, T. Weiler,

- Unitary Parametrization of Perturbations to Tribimaximal Neutrino Mixing, *Phys. Rev. Lett.* 100, 111801 (2008); C. H. Albright, A. Dueck, W. Rodejohann, Possible Alternatives to Tri-bimaximal Mixing, *Eur. Phys. J. C* 70, 1099-1110 (2010) [hep-ph/1004.2798v1]; S. Boudjemaa and S. F. King, Deviations from Tri-bimaximal Mixing: Charged Lepton Corrections and Renormalization Group Running, *Phys. Rev. D* 79, 033001 (2009) [hep-ph/0808.2782]; S. Goswami, S. T. Petcov, S. Ray and W. Rodejohann, Large θ_{13} and Tri-bimaximal Mixing, *Phys. Rev. D* 80, 053013 (2009) [hep-ph/0907.2869]; D. Meloni, F. Plentinger and W. Winter, Perturbing exactly tri-bimaximal neutrino mixings with charged lepton mass matrices, *Phys. Lett. B* 699, 354 (2011) [hep-ph/1012.1618]; Sumit K. Garg, Consistency of perturbed Tribimaximal, Bimaximal and Democratic mixing with Neutrino mixing data, *Nucl. Phys. B* 931C (2018) 469-505; D. Marzocca, S. T. Petcov, A. Romanino and M. Spinrath, Sizeable θ_{13} from the Charged Lepton Sector in $SU(5)$, (Tri-)Bimaximal Neutrino Mixing and Dirac CP Violation, *JHEP* 1111, 009 (2011) [hep-ph/1108.0614]; G. Altarelli and F. Feruglio, Tri-Bimaximal Neutrino Mixing, A_4 and the Modular Symmetry, *Nucl. Phys. B* 741, 215 (2006) [hep-ph/0512103]; F. Bazzocchi, S. Morisi and M. Picariello, Embedding A_4 into left-right flavor symmetry: Tribimaximal neutrino mixing and fermion hierarchy, *Phys. Lett. B* 659, 628 (2008) [hep-ph/0710.2928]; E. Ma and D. Wegman, Nonzero θ_{13} for neutrino mixing in the context of $A(4)$ symmetry, *Phys. Rev. Lett.* 107, 061803 (2011) [hep-ph/1106.4269]; S. Gupta, A. S. Joshipura and K. M. Patel, Minimal extension of tri-bimaximal mixing and generalized $Z_2 \times Z_2$ symmetries, *Phys. Rev. D* 85, 031903 (2012) [hep-ph/1112.6113]; B. Adhikary, B. Brahmachari, A. Ghosal, E. Ma and M. K. Parida, A_4 symmetry and prediction of θ_{13} in a modified Altarelli-Feruglio model, *Phys. Lett. B* 638, 345 (2006) [hep-ph/0603059]; E. Ma, Near Tribimaximal Neutrino Mixing with $\tilde{A}(27)$ Symmetry, *Phys. Lett. B* 660, 505 (2008) [hep-ph/0709.0507]; F. Plentinger, G. Seidl and W. Winter, Group space scan of flavor symmetries for nearly tribimaximal lepton mixing, *JHEP* 0804, 077 (2008) [hep-ph/0802.1718]; N. Haba, R. Takahashi, M. Tanimoto and K. Yoshioka, Tri-bimaximal Mixing from Cascades, *Phys. Rev. D* 78, 113002 (2008) [hep-ph/0804.4055]; S. -F. Ge, D. A. Dicus and W. W. Repko, Residual Symmetries for Neutrino Mixing with a Large θ_{13} and Nearly Maximal δ_{CP} , *Phys. Rev. Lett.* 108, 041801 (2012) [hep-ph/1108.0964]; T. Araki and Y. F. Li, Q_6 flavor symmetry model for the extension of the minimal standard model by three right-handed 15 sterile neutrinos, *Phys. Rev. D* 85, 065016 (2012) [hep-ph/1112.5819].
- [17] E. Ma and G. Rajasekaran, *Phys. Rev. D* 64, 113012 (2001).
- [18] Ernest Ma, Aspects of the Tetrahedral Neutrino Mass Matrix, *Phys.Rev.D*72:037301,(2005).
- [19] G. Altarelli and F. Feruglio, Discrete flavor symmetries and models of neutrino mixing, *Rev. Mod. Phys.* 82, 2701 (2010).
- [20] M. Hirsch, A. S. Joshipura, S. Kaneko, and J.W. F. Valle, Predictive Flavour Symmetries of the Neutrino Mass Matrix, *Phys. Rev. Lett.* 99, 151802 (2007).
- [21] G. Altarelli and F. Feruglio, Tri-bimaximal neutrino mixing, $A(4)$ and the modular symmetry, *Nucl. Phys. B*741, 215 (2006).
- [22] G. Altarelli and D. Meloni, A simplest A_4 model for tribimaximal neutrino mixing, *J. Phys. G* 36, 085005 (2009).
- [23] K. M. Parattu and A. Wingerter, Tribimaximal mixing from small groups, *Phys. Rev. D* 84, 013011 (2011).
- [24] S. F. King and C. Luhn, A_4 models of tri-bimaximal-reactor mixing, *J. High Energy Phys.* 03 (2012) 036.
- [25] G. Altarelli, F. Feruglio, L. Merlo, and E. Stamou, Discrete flavour groups, θ_{13} and lepton flavour violation, *J. High Energy Phys.* 08 (2012) 021.
- [26] G. Altarelli, F. Feruglio, and L. Merlo, Tri-bimaximal neutrino mixing and discrete flavour symmetries, *Fortschr. Phys.* 61, 507 (2013).
- [27] P. M. Ferreira, L. Lavoura, and P. O. Ludl, A new A_4 model for lepton mixing, *Phys. Lett. B* 726, 767 (2013).
- [28] J. Barry and W. Rodejohann, Deviations from tribimaximal mixing due to the vacuum expectation value misalignment in A_4 models, *Phys. Rev. D* 81, 093002 (2010); 81, 119901(E) (2010).
- [29] Y. H. Ahn and S. K. Kang, Non-zero θ_{13} and CP violation in a model with A_4 flavor symmetry, *Phys. Rev. D* 86, 093003 (2012).
- [30] H. Ishimori and E. Ma, New simple A_4 neutrino model for nonzero θ_{13} and large δ_{CP} , *Phys. Rev. D* 86, 045030 (2012).
- [31] E. Ma, A. Natale, and A. Rashed, Scotogenic A_4 neutrino model for nonzero θ_{13} and large δ_{CP} , *Int. J. Mod. Phys. A* 27, 1250134 (2012).
- [32] D. N. Dinh, N. A. Ky, P. Q. V.n, and N. T. H. Van, in 2nd International Workshop on Theoretical and Computational Physics (IWTCP-2), Ban-Ma-Thuat, July, 2014 (2014); A prediction of δ_{CP} for a normal neutrino mass ordering in an extended standard model with an A_4 flavour symmetry, *J. Phys. Conf. Ser.* 627, 012003 (2015).
- [33] D. N. Dinh, N. A. Ky, P. Q. Vãn, and N. T. H. Vãn, A seesaw scenario of an A_4 flavor symmetric standard model, arXiv:1602.07437.
- [34] P. F. de Salas, D. V. Forero, S. Gariazzo, P. Martínez-Miravé, O. Mena, C. A. Ternes, M. Tórtola, J. W. F. Valle, 2020 Global reassessment of the neutrino oscillation picture, *J. High Energy Phys.* 2021, 71 (2021).
- [35] Razzaghi, N.; Rasouli, S.M.M.; Parada, P.; Moniz, P. Two-Zero Textures Based on A_4 Symmetry and Unimodular Mixing Matrix. *Symmetry* 2022, 14, 2410.
- [36] F. Vissani, *J. High Energy Phys.* 9811 (1998) 025; E.K.Akhmedov, *Phys. Lett. B* 467 (1999) 95; M. Lindner, W. Rodejohann, *J. High Energy Phys.* 0705 (2007) 089; D. Aristizabal Sierra, I. de Medeiros Varzielas, E. Houet, *Phys. Rev. D* 87 (2013) 093009; T. Araki, *Prog. Theor. Exp. Phys.* 2013 (2013) 103B02; M.-C. Chen, J. Huang, K.T. Mahanthappa, A.M. Wijangco, *J. High Energy Phys.* 1310 (2013) 112; L.J. Hall, G.G. Ross, *J. High Energy Phys.* 1311 (2013) 091; Jiajun Liao, D. Marfatia, K. Whisnant, *Phys. Rev. D* 92, 073004 (2015) ; Sumit K. Garg, *Nucl. Phys. B*931C (2018) 469-505.
- [37] C.S. Lam, Magic Neutrino Mass Matrix and the Bjorken-Harrison-Scott Parameterization, *Phys.Lett. B*640 (2006) 260-262[arXiv:hep-ph/0606220v2].
- [38] Radha Raman Gautam, Sanjeev Kumar, Zeros in the magic neutrino mass matrix, *PHYSICAL REVIEW D* 94, 036004

- (2016).
- [39] S.Weinberg, Trans. New York Acad. Sci. 38, 185 (1977); F.Wilczek and A. Zee, Phys. Lett. 70B, 418 (1977); H. Fritzsch, Phys. Lett. 70B, 436 (1977); Phys. Lett. 73B, 317 (1978); Nucl. Phys. B155, 18 (1979).
- [40] H. Fritzsch and Z.Z. Xing, Prog. Part. Nucl. Phys. 45, 1 (2000); Z.Z. Xing, Int. J. Mod. Phys. A 19, 1 (2004); arXiv:hep-ph/0406049.
- [41] Paul H. Frampton, Sheldon L. Glashow and Danny Marfatia, Phys. Lett. B 536, 79 (2002), hep-ph/0201008. 20
- [42] Zhi-zhong Xing, Phys. Lett. B 530, 159 (2002), hep-ph/0201151; H. Fritzsch, Z. Z. Xing, Phys. Lett. B 517 (2001) 363-368, arXiv: hep-ph/0103242.
- [43] Bipin R. Desai, D. P. Roy and Alexander R. Vaucher, Mod. Phys. Lett. A 18, 1355 (2003), hep-ph/0209035; A. Merle, W. Rodejohann, Phys. Rev. D 73, 073012 (2006), hep-ph/0603111; S. Dev, Sanjeev Kumar, S. Verma and S. Gupta, Nucl. Phys. B 784, 103-117 (2007), hep-ph/0611313; S. Dev, S. Kumar, S. Verma and S. Gupta, Phys. Rev. D 76, 013002 (2007), hep-ph/0612102; M. Randhawa, G. Ahuja, M. Gupta, Phys. Lett. B 643, 175-181 (2006), hep-ph/0607074; G. Ahuja, S. Kumar, M. Randhawa, M. Gupta, S. Dev, Phys. Rev. D 76, 013006 (2007), hep-ph/0703005; S. Kumar, Phys. Rev. D 84, 077301 (2011), arXiv: 1108.2137 [hep-ph]; P. O. Ludl, S. Morisi, E. Peinado, Nucl. Phys. B 857, 411 (2012), arXiv: 1109.3393 [hep-ph]; Manmohan Gupta, Gul-sheen Ahuja, Int. J. Mod. Phys. A, 27, 1230033 (2012), arXiv:1302.4823 [hep-ph]; D.Meloni, G. Blankenburg, Nucl. Phys. B 867, 749 (2013), arXiv:1204.2706 [hep-ph]; W. Grimus, P. O. Ludl, J. Phys. G40, 055003 (2013), arXiv:1208.4515 [hep-ph]; S. Sharma, P. Fakay, G. Ahuja and M. Gupta arXiv: 1402.1598 [hep-ph]; P. O. Ludl, W. Grimus, arXiv:1406.3546v1 [hep-ph]; H. Fritzsch, Zhi-zhong Xing, S. Zhou, JHEP 1109, 083 (2011), arXiv: 1108.4534 [hep-ph]; Madan Singh, Gulsheen Ahuja, Manmohan Gupta, Prog. Theor. Exp. Phys. (PTEP) 2016 (12): 123B 08, arXiv: 1603.08083 [hep-ph]; Madan Singh, Adv. High Energy Phys. 2018(2018) 2863184, arXiv: 1803.10735[hep-ph].
- [44] C. Hagedorn and W. Rodejohann, JHEP 0507, 034 (2005).
- [45] X. Liu, S. Zhou, Int. J. Mod. Phys. A 28 (2013) 1350040.
- [46] E. I. Lashin and N. Chamoun, Phys. Rev. D85, 113011 (2012), arXiv: 1108.4010 [hep-ph].
- [47] H. Fritzsch, Z.-z. Xing, and S. Zhou, J. High Energy Phys. 09 (2011) 083.
- [48] Razzaghi, N.; Rasouli, S.M.M.; Parada, P.; Moniz, P. Generating CP Violation from a Modified Fridberg-Lee Model. Universe 2022, 8, 448.
- [49] Aghanim, N.; Akrami, Y.; Ashdown, M.; Aumont, J.; Baccigalupi, C.; Ballardini, M.; Banday, A.J.; Barreiro, R.B.; Bartolo, N.; Basak, S.; et al. Planck 2018 results-VI. Cosmological parameters. Astron. Astrophys. 2020, 641, A6.
- ...