

Pattern Attention Transformer with Doughnut Kernel

WenYuan Sheng¹

Abstract

We present in this paper a new architecture, the Pattern Attention Transformer (*PAT*), that is composed of the new doughnut kernel. Compared with tokens in the NLP field, Transformer (Vaswani et al., 2017) in computer vision has the problem of handling the high resolution of pixels in images. In ViT (Dosovitskiy et al., 2020), an image is cut into square-shaped patches. As the follow-up of ViT, Swin Transformer (Liu et al., 2021) proposes an additional step of shifting to decrease the existence of fixed boundaries, which also incurs ‘two connected Swin Transformer blocks’ as the minimum unit of the model. Inheriting the patch/window idea, our doughnut kernel enhances the design of patches further. It replaces the line-cut boundaries with two types of areas: sensor and updating, which is based on the comprehension of self-attention (named QKVA grid). The doughnut kernel also brings a new topic about the shape of kernels beyond square. To verify its performance on image classification, *PAT* is designed with Transformer blocks of regular octagon shape doughnut kernels. Its architecture is lighter: the minimum pattern attention layer is only one for each stage. Under similar complexity of computation, its performances on ImageNet 1K reach higher throughput (+10%) and surpass Swin Transformer (+0.1 acc1).

1. Introduction

At the previous time, AlexNet (Krizhevsky et al., 2012) and its convolution neural network (CNN) architecture ruled computer vision. The CNN architecture has suitable features that make the models work well on 2D images, like shift, scale, and distortion invariance. While in recent, Transformer (Vaswani et al., 2017) has dominated the field of

natural language processing (NLP). There were numbers of directions on how to import Transformer into computer vision (Carion et al., 2020; Wu et al., 2021).

In the direction of ViT, its vision Transformer is based on the patching action, which changes the high resolution of pixels into token-like units. We notice that the non-overlapping feature between patches decreases models’ performance. Starting from this point, we try to design a new kernel, called doughnut. The doughnut kernel is adapted with self-attention in the canonical Transformer. It owns two main differences: abandoning certain trained units in a patched matrix to depart the self-attention into the sensor and updating two processes, and the variety of shapes to the self-attention area. To the first difference, we observe that the process around Q, K, and V matrices makes every unit on the output matrix to be affected with all units in the patch. It provides the basis for our new kernel that in one patch, we use a wider attention area to offer ample local units, but the updated parameters are reflected on the limited core units. Then it is natural to decide how the sensor area and the updating area arrange in a single patch, which brings our second difference. In our experiments, these two areas are central and symmetrical. Hence, we design the kernel with two cycles of regular octagons.

To test the validity of the doughnut kernel, we implement it on a testing model, the Pattern Attention Transformer, which highlights that attention patches could composed to different patterns. The regular octagon *PAT* surpasses the previous state-of-the-art result (Swin Transformer (Liu et al., 2021)) on ImageNet-1K image classification.

In summary, our proposed doughnut kernel equips benefits from both CNNs and Transformer: local receptive fields and global context fusion. With conceptual generalizing, it reaches a superset definition at the kernel level.

2. Method

2.1. Comprehension of self-Attention with QKVA grid

In canonical Transformer, the self-attention is achieved with three same-size matrices, query(Q), key(K), and value(V). If we set a hidden matrix P to separate the formula as $P = Q \cdot K^T$ and $A = P \cdot V$, the traversing process could be

¹Faculty of Information Technology, Beijing University of Technology, Beijing, China. Correspondence to: WenYuan Sheng <wenyuansheng30@163.com>.

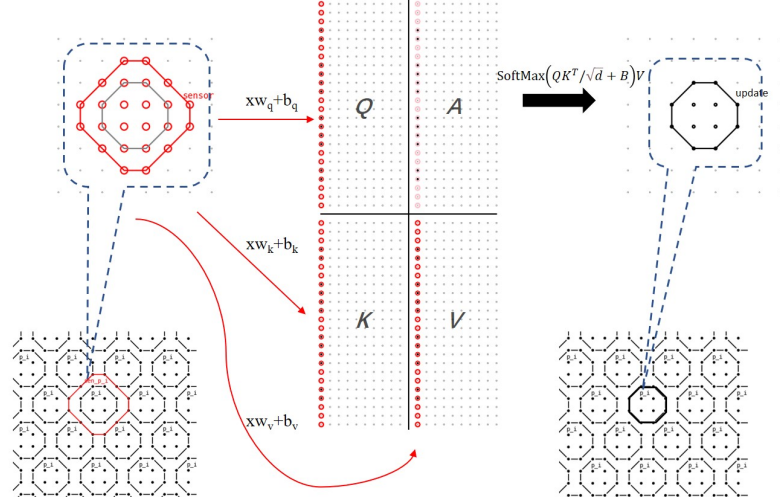


Figure 1. To one doughnut kernel, it has 24 units covered sensor area (red) and 12 units covered updating area (black). In the process of self-attention, each line in the sensor area is rearranged in a column, which contributes to the dimension with unit number size (here is 24). In canonical square self-attention, this size should be $w \times h$.

traced as the formulars.

$$A_{(r,c)} = \sum_{j=1}^w \sum_{i=1}^h Q_{(r,j)} K_{(i,j)} V_{(i,c)} \quad (1)$$

Here we reach the conclusion that each unit(A(r,c)) on the output (A) of self-attention is traversed with the row(r) in matrix Q, the column(c) in matrix V, and all units in matrix K. In other words, any single attention unit is affected with all units in a patch, which infers the design of the doughnut kernel.

2.2. Why Doughnut

In the previous design of ViT, patches are defined to correspond with tokens in the NLP field. Its impressive achievements prove the validity of patching on image classification. Here we propose a new design of patches, the doughnut kernel. In the work of ViT and its follow-ups, the definition of patches solely follows the square shape with manually designed boundaries, which causes two adjacent pixels' positional interactions to be dismissed when they belong to different patches.

To set overlapping between batches, we use the feature proved by QKVA grid. It notices that some units in patches could take part in the attention calculation but no need to update themselves. Hence in computing self-attention, we depart the process into two steps: sensor and updating, which means each attention block collects and computes from a wider area around it but only reflects at the core area. As shown in Figure 1, though all three matrices have

$24 \times \text{feature size}$, we only use the inside 12 units. By dropping other red dots, a wider attention is reflected in a smaller and central area. We also adapt a relative position bias $B \in P^{24 \times 24}$ (Liu et al., 2021).

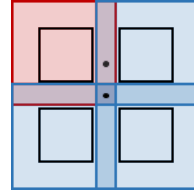


Figure 2. The square shape kernel.

For the doughnut kernel, it is possible to change its shape. One of our choices is the regular octagon. Since all units with the same distance from the central point should have similar effects, a more circular patch works better. As shown in Figure 2, when the updating kernels are not overlapped, the unit at the corner is calculated four times, while the others at the edges are calculated twice by the adjacent kernels. To balance that each unit is averagely covered, we replace the traditional square kernel with circle-like shapes. Though the doughnut kernel is inspired by the process of introducing Transformer into computer vision, it equips the features from both the convolutional kernel and the Transformer attention. Compared with CNN's kernel design, the doughnut kernel reaches a similar overlap between patches but employs self-attention to train a matrix, more than one point; Also, the updating area of a doughnut kernel should not be overlapped, which corresponds with the certain steps

of convolutional kernels.

2.3. Pattern Attention

The name of pattern attention is inspired by the first sight of the analyzed image which is covered with a pattern composed of two types of areas. When we compose various shapes of doughnut kernels (just like Fig), the different patterns leave direct impressions. In our experiments, the regular octagon is better suited for the 224×224 size inputs. As shown in Figure 3, there are three types of kernels: the regular octagon at inners (p.i), the trapezoid at horizontal sides, and the irregular pentagon at vertical sides. The additional two shapes compensate for using every unit without zero padding because the regular octagon patches require more than one-step round in this size.

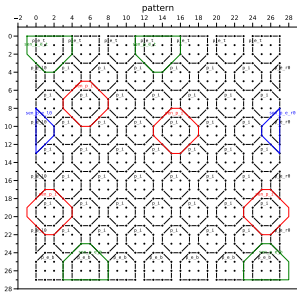


Figure 3. The regular octagon pattern. We depict few colorful attention areas.

3. Experiments

Considering the high cost of experiments, we decide to set Swin Transformer as our comparing target, which has reached state-of-the-art performance on ImageNet classification. For this reason, our regular octagon PAT keeps many specific designs of Swin Transformer that are all reflected in our code.

3.1. Difference on Transformer block

We keep the four stages architecture from Swin-T, however, all the Transformer blocks are completely replaced. We use the PAT block in the first two stages. As shown in the right side of Fig, the PAT block has a similar structure compared with the canonical Transformer. The only difference is the pattern-based multi-head self-attention. And in the last two stages, considering the sizes are small enough to do global context fusion, we use the canonical Transformer with its original self-attention. Except for the Transformer blocks, other blocks like patch embed are unchanged from Swin-T.

3.2. Relative Position Bias

$$\text{SoftMax} = (QK^T / \sqrt{d} + B)V \quad (2)$$

We notice that Swin uses the default 7×7 window size, which means the 49×49 intermediate matrix of self-attention process. And to reduce the computation complexity in the relative position bias, Swin designs a smaller-sized bias matrix \hat{B} . However, each of our patches is set with two circles of regular octagons, which cover 12 units and 24 units respectively. The small size is helpful to compute the simple position bias, which is different from Swin’s architecture.

3.3. Performances

Swin Transformer implements two types of training on ImageNet 1K: the regular version and the ImageNet 22K pre-trained version. For the cost reason, we select the regular version to compare. Same as Swin, we set AdamW optimizer, GELU activation, 1024 batch, 0.001 initial learning rate with 0.05 weight decay, same numbers of multi-head in self-attention, and any other hyperparameters. To make the comparison fully covered, we also design S and B versions, which correspond same with the model size and computational complexity of Swin-S and Swin-B. In the 224×224 size input, our analyzed image sizes in sequence are 56×56 , 28×28 , and 14×14 .

Table 1. Comparisons with Swin Transformer. Throughput is measured by setting `AMP_ENABLE = True` and `batch_size = 128` on a RTX3090 GPU. Accuracy of Swin is cited from (Liu et al., 2021), Table 1.

method	basic channels	layer numbers	#param.	throughput (image/s)	ImageNet top-1 acc.
Swin-S	96	2-2-18-2	50M	1016.2	83.0
Swin-B	128	2-2-18-2	88M	728.2	83.5
PAT-S	96	1-1-15-2	51M	1108.2	83.1
PAT-B	128	1-1-15-2	87M	791.8	83.6

4. Conclusion

In this paper, we present the doughnut kernel with its various choices of shapes. As the testing architecture of doughnut kernel, Pattern Attention Transformer in regular octagon achieves a higher score on ImageNet 1K. People may have great freedom to select the shape of patterns for specific needs when considering their FLOPs are only correlated with the pixel numbers. The selection of different patterns could stand from the view of aesthetics, culture, philosophy, etc. However, the square(rectangle) pattern is still the most

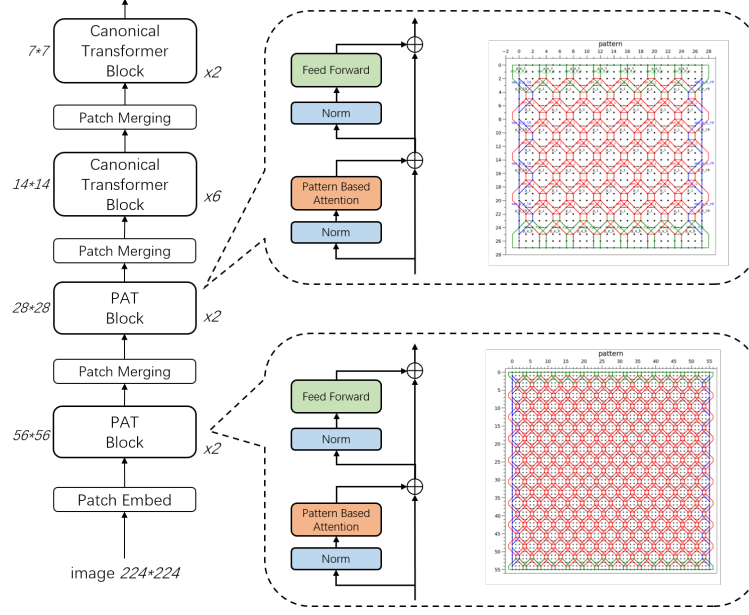


Figure 4. The architecture of the regular octagon Pattern Attention Transformer.

straightforward and important selection. And in this case, the PAT in square plays as the superset of both CNN and Transformer. When the updating area shrinks into one point, rectangle PAT becomes a CNN; When the updating area extends to the sensor area, it becomes a Transformer.

We look forward to specifying the better shape of kernels and more beautiful patterns under different fields.

References

- Carion, N., Massa, F., Synnaeve, G., Usunier, N., Kirillov, A., and Zagoruyko, S. End-to-end object detection with transformers. In *European conference on computer vision*, pp. 213–229. Springer, 2020.
- Dosovitskiy, A., Beyer, L., Kolesnikov, A., Weissenborn, D., Zhai, X., Unterthiner, T., Dehghani, M., Minderer, M., Heigold, G., Gelly, S., et al. An image is worth 16x16 words: Transformers for image recognition at scale. *arXiv preprint arXiv:2010.11929*, 2020.
- Krizhevsky, A., Sutskever, I., and Hinton, G. E. Imagenet classification with deep convolutional neural networks. *Advances in neural information processing systems*, pp. 1097–1105, 2012.
- Liu, Z., Lin, Y., Cao, Y., Hu, H., Wei, Y., Zhang, Z., Lin, S., and Guo, B. Swin transformer: Hierarchical vision transformer using shifted windows. In *Proceedings of the IEEE/CVF International Conference on Computer Vision*, pp. 10012–10022, 2021.
- Vaswani, A., Shazeer, N., Parmar, N., Uszkoreit, J., Jones, L., Gomez, A. N., Kaiser, Ł., and Polosukhin, I. Attention is all you need. *Advances in neural information processing systems*, 30, 2017.
- Wu, H., Xiao, B., Codella, N., Liu, M., Dai, X., Yuan, L., and Zhang, L. Cvt: Introducing convolutions to vision transformers. In *Proceedings of the IEEE/CVF International Conference on Computer Vision*, pp. 22–31, 2021.

A. Image Attention

Proposed by Ashish Vaswani et al.(), the transformer model is becoming a more popular resolution to vision tasks. However, though the Transformer module which contains the scaled dot-product attention is widely used in many ideas() (), people are used to treating the Transformer as a unit block and do not step further to its inside detail. Hence it is needed to explain why the scaled dot-product attention works well beyond natural language processes. Here we give the derivation for 1.

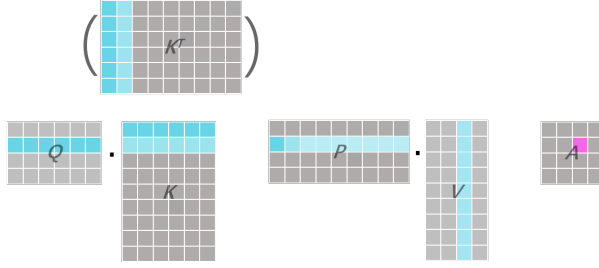


Figure 5. $Q \cdot K^T \cdot V$

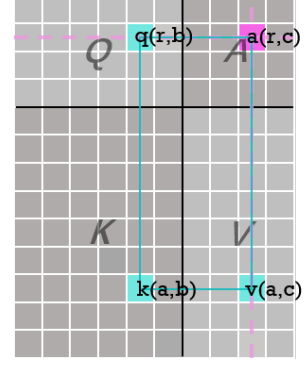


Figure 6. QKVA grid

$$\begin{aligned} P_{(a,b)} &= Q_{(a,1)} \cdot K_{(1,b)}^T + Q_{(a,2)} \cdot K_{(2,b)}^T + \dots + Q_{(a,w)} \cdot K_{(w,b)}^T \\ &= Q_{(a,1)} \cdot K_{(b,1)} + Q_{(a,2)} \cdot K_{(b,2)} + \dots + Q_{(a,w)} \cdot K_{(b,w)} \end{aligned} \quad (3)$$

$$\begin{aligned} Attention_{(x,y)} &= P_{(x,1)} \cdot V_{(1,y)} + P_{(x,2)} \cdot V_{(2,y)} + \dots + P_{(x,w)} \cdot V_{(w,y)} \\ &= Q_{(x,1)} \cdot K_{(1,1)} \cdot V_{(1,y)} + Q_{(x,2)} \cdot K_{(1,2)} \cdot V_{(1,y)} + \dots + Q_{(x,w)} \cdot K_{(1,w)} \cdot V_{(1,y)} \\ &\quad + Q_{(x,1)} \cdot K_{(2,1)} \cdot V_{(2,y)} + Q_{(x,2)} \cdot K_{(2,2)} \cdot V_{(2,y)} + \dots + Q_{(x,w)} \cdot K_{(2,w)} \cdot V_{(2,y)} \\ &\quad + \vdots \\ &\quad + Q_{(x,1)} \cdot K_{(h,1)} \cdot V_{(h,y)} + Q_{(x,2)} \cdot K_{(h,2)} \cdot V_{(h,y)} + \dots + Q_{(x,w)} \cdot K_{(h,w)} \cdot V_{(h,y)} \end{aligned} \quad (4)$$

$$A_{(r,c)} = \sum_{j=1}^w \sum_{i=1}^h Q_{(r,j)} K_{(i,j)} V_{(i,c)} \quad (5)$$

If we joint three matrices on the dimensions with the same length, as depicted in Figure 6, we will get a general area including attention matrix(A). To any unit(a) on matrix A, its value is contributed by three kinds of units in Q, K, V: with the traversal of units(k) on K, we got the other two units(q&v) by leading a projection to row-r and column-c. It proves that unit-a collects information from every unit in K, which is different from the traditional CNN module. Again, by repetitively traversing all units a, matrix A is acquired. In conclusion, the attention used in Transformer module is repeating the collection of information from orthogonal locations.