

A Unifying Theory of Distance from Calibration

Jarosław Błasiok
Columbia University

Parikshit Gopalan
Apple

Lunjia Hu
Stanford University

Preetum Nakkiran
Apple

Abstract

We study the fundamental question of how to define and measure the distance from calibration for probabilistic predictors. While the notion of *perfect calibration* is well-understood, there is no consensus on how to quantify the distance from perfect calibration. Numerous calibration measures have been proposed in the literature, but it is unclear how they compare to each other, and many popular measures such as Expected Calibration Error (ECE) fail to satisfy basic properties like continuity.

We present a rigorous framework for analyzing calibration measures, inspired by the literature on property testing. We propose a ground-truth notion of distance from calibration: the ℓ_1 distance to the nearest perfectly calibrated predictor. We define a *consistent calibration measure* as one that is a polynomial factor approximation to this distance. Applying our framework, we identify three calibration measures that are *consistent* and can be estimated efficiently: smooth calibration, interval calibration, and Laplace kernel calibration. The former two give quadratic approximations to the ground truth distance, which we show is information-theoretically optimal. Our work thus establishes fundamental lower and upper bounds on measuring distance to calibration, and also provides theoretical justification for preferring certain metrics (like Laplace kernel calibration) in practice.

Contents

1	Introduction	2
1.1	Summary of our contributions	3
2	Overview of our results	5
2.1	Framework for measuring distance from calibration	5
2.2	Information-theoretic Limitations of the Prediction-access Model	7
2.3	Consistent calibration measures	7
2.4	Better algorithms and sample complexity	9
3	Related Work	10
4	A framework for calibration measures	12
4.1	Desiderata for calibration measures	13
4.2	Approximation limits in the PA model	14
4.3	On ECE and other measures	16
5	Distance based measures in the PA model	17
6	Interval Calibration	19
6.1	Quadratic Gap between Interval Calibration and Upper Calibration Distance	22
6.2	Efficient Estimation of Surrogate Interval Calibration	23
7	Smooth calibration and the lower distance to calibration	24
7.1	Wasserstein distance on the space of predictors	26
7.2	Smooth calibration via linear programming duality	28
8	Kernel Calibration Error	30
8.1	Preliminaries	30
8.2	Laplace Kernel Calibration Error is a Consistent Calibration Measure	31
8.3	Alternate Estimation Algorithms	33
8.4	A Practical Note	35
9	Generalization bounds for complexity measures	36
9.1	Sample complexity bounds for estimating d_{CE}	38
10	Experiments	40
10.1	Synthetic Datasets	40
10.2	Implementation Details	40
10.3	Evaluation and Discussion	41
A	Other related works	47
B	Proofs	47
C	Gaussian Kernels appendix	55

1 Introduction

Probabilistic predictions are central to many domains which involve categorical, even deterministic, outcomes. Whether it is doctor predicting a certain incidence probability of heart disease, a meteorologist predicting a certain chance of rain, or an autonomous vehicle system predicting a probability of road obstruction—probabilistic prediction allows the predictor to incorporate and convey epistemic and aleatory uncertainty in their predictions.

In order for predicted probabilities to be operationally meaningful, and not just arbitrary numbers, they must be accompanied by some form of formal probabilistic guarantee. The most basic requirement of this form is *calibration* [Daw82b]. Given a distribution \mathcal{D} on $\mathcal{X} \times \{0, 1\}$ representing points with binary labels, a predictor $f : \mathcal{X} \rightarrow [0, 1]$ which predicts the probability of the label being 1 is calibrated if for every $v \in \text{Im}(f)$, we have $\mathbb{E}[y | f(x) = v] = v$. Calibration requires that, for example, among the set of patients which are predicted to have a 10% incidence of heart disease, the true incidence of heart disease is exactly 10%. Calibration is recognized as a crucial aspect of probabilistic predictions in many applications, from their original development in meteorological forecasting [DF83, MW84, Hal20, Mur98], to models of risk and diagnosis in medicine [JOKOM12, LAS⁺04, Doi07, MSR⁺10, KSB21, VCV15, CAT16], to image classification settings in computer vision [MDR⁺21, MLF⁺21]. There is a large body of theoretical work on it in forecasting, for example [Daw85, FV98, KF08, FH18]. More recently, the work of [HKRR18] on multicalibration as a notion of group fairness (see also [KMR17, KNRW17]), and connections to indistinguishability [DKR⁺21] and loss minimization [GKR⁺22, GHK⁺23] have spurred renewed interest in calibration from theoretical computer science.

In practice, it is of course rare to encounter *perfectly* calibrated predictors, and thus it is important to quantify their *distance from calibration*. However, while there is consensus across domains on what it means for a predictor to be *perfectly calibrated*, there is no consensus even within a domain on how to measure this distance. This is because the commonly-used metrics of calibration have fundamental theoretical flaws, which manifest as practical frustrations. Consider the Expected Calibration Error (ECE), which is the de-facto standard metric in the machine learning community (e.g. [NCH14, GPSW17, MDR⁺21, R⁺21]).

Definition 1.1. For a predictor $f : \mathcal{X} \rightarrow [0, 1]$ and distribution \mathcal{D} over $(x, y) \in \mathcal{X} \times \{0, 1\}$, the expected calibration error $\text{ECE}_{\mathcal{D}}(f)$ is defined as

$$\text{ECE}_{\mathcal{D}}(f) = \mathbb{E}_{\mathcal{D}} \left[\left| \mathbb{E}_{\mathcal{D}}[y | f(x)] - f(x) \right| \right].$$

The ECE has a couple of flaws: First, it is impossible to estimate in general from finite samples (e.g. [LHHD22, Proposition 5.1] and [AIGT⁺22]), because the plug-in estimate might require conditioning on measure-0 sets. Second, the ECE is *discontinuous* as a function of the predictor f , as noted by [KF08, FH18]. That is, arbitrarily small perturbations to the predictor f can cause large fluctuations in $\text{ECE}_{\mathcal{D}}(f)$. We illustrate this with a simple example below.

Consider the uniform distribution over a two-point space $X = \{a, b\}$, with the label for a is 0 whereas for b it is 1. The predictor \bar{f} which always predicts $1/2$ is perfectly calibrated under \mathcal{D} , so $\text{ECE}(\bar{f}) = 0$. In contrast, the related predictor where $f(a) = (1/2 - \varepsilon)$ and $f(b) = (1/2 + \varepsilon)$, for arbitrarily small $\varepsilon > 0$, has $\text{ECE}(f) = 1/2 - \varepsilon$. Thus the infinitesimal change from \bar{f} to f causes a jump of almost $1/2$ in ECE.

This discontinuity also presents a barrier to popular heuristics for estimating the ECE. For example, the estimation problem is usually handled by discretizing the range of f , yielding an alternate quantity — the “binned-ECE” — that can be estimated from samples [NCH15]. However, the choice of discretization turns

out to matter significantly both in theory [KLM19, Example 3.2] and in practice [NDZ⁺19]. For example, both [MDR⁺21, Section 5] and [NDZ⁺19, Section 5.3] found that changing the number of bins used in binned-ECE can change conclusions about which of two models is better calibrated. In the simple two-point example above, if we choose m bins of equal width, then we observe a binned-ECE of either 0 or $\approx 1/2$, depending on whether m is odd or even!

To address the shortcomings of the ECE, a long line of works have proposed alternate metrics of miscalibration. These metrics take a diversity of forms: some are based on modifications to the ECE (e.g. alternate binning schemes, debiased estimators, or smoothing) [ZKH20, KLM19, RCSM22, KCT⁺21, LHHD22], some use proper scoring rules, some rely on distributional tests such as Kolmogorov–Smirnov [GRA⁺20], Kernel MMD [KSJ18], or other nonparametric tests [AIGT⁺22]. Yet it is not clear what to make of this smorgasbord of calibration metrics: whether these different metrics are at all related to each other, and whether they satisfy desirable properties (such as continuity). For a practitioner training a model, if their model is calibrated under some of these notions, but not others, what are they to make of it? Should they report the most optimistic metrics, or should they strive to be calibrated for all of them? Or is there some inherent but undiscovered reason why all these metrics should paint a similar picture?

Underlying this confusion is a foundational question: *what is the ground truth distance of a predictor from calibration?* To our knowledge, this question has not been answered or even asked in the prior literature. Without a clearly articulated ground truth and a set of desiderata that a calibration measure must satisfy, we cannot hope to have meaningful comparisons among metrics.

At best one can say that ECE and (certain but not all) binning based variants give an upper bound on the true distance to calibration; we prove this formally for ECE in section 4.3. Thus if a predictor can be guaranteed to have small ECE, then it is indeed close to being calibrated in a formal sense (see for instance [HKRR18, Claim 2.10]). But small ECE might be an unnecessarily strong (or even impossible) constraint to satisfy in many realistic settings, especially when dealing with predictors which are allowed to produce real-valued outputs. For example, consider the standard setting of a deep neural network trained from random initialization for binary classification. The predicted value $f(x) \in [0, 1]$ is likely to be different for every individual x in the population, which could result in a similar situation to our example. The ECE is likely to greatly overstate the true distance from calibration in such a setting.

This brings us to the main motivations behind this work. We aim to:

- Formulate desiderata for good calibration measures, based on a rigorous notion of ground truth distance from calibration.
- Use our desiderata to compare existing calibration measures, identifying measures that are good approximations to the ground truth distance.
- Apply theoretical insights to inform practical measurements of calibration in machine learning, addressing known shortcomings of existing methods.

1.1 Summary of our contributions

We summarize the main contributions of our work:

- **Framework for measuring the distance to calibration (Section 4).** We propose a ground truth notion of distance to calibration which is the ℓ_1 distance to the closest perfectly calibrated predictor, inspired by the property testing literature [BLR90, GGR98]. We define the set of *consistent calibration measures* to be those that provide polynomial upper and lower bounds on the true distance.

- **Consistent calibration measures.** We identify three calibration measures that are in fact consistent: two have been proposed previously [KF08, KSJ18] and the third is new. Interestingly, the two prior measures (smooth and kernel calibration) were proposed with other motivations in mind, and not as standalone calibration measures. We consider it surprising that they turn out to be intimately related to the ground truth ℓ_1 distance.
 1. **Interval calibration error (Section 6).** This is a new measure which is reminiscent of the binning estimate that is popular in practice [NCH14, GPSW17, MDR⁺21]. We show that by randomizing both the width of each bin and using a random offset, and by adding the average bin width to the resulting calibration error, one can derive a consistent estimator that this is always an upper bound on the true distance, and it is never more than the square root of the true distance.
 2. **Smooth calibration error (Section 7)** was proposed in the work of [KF08]. We show using LP duality that it measures the Wasserstein distance between the predictor f and the closest calibrated predictor g under all couplings of (g, f, y) where g is perfectly calibrated with regard to the labels y . This is always a lower bound on the true distance to calibration.
 3. **Laplace-kernel calibration error (Section 8).** This is a calibration measure that was proposed in the work of [KSJ18]. While they did not recommend a particular choice of kernel, we show that using the Laplace kernel happens to yield a consistent measure, while using the Gaussian kernel does not.

In contrast to these measures, other commonly used heuristics (ECE and binning based) do not meet our criteria for being consistent calibration measures. Our work thus provides a firm theoretical foundation on which to base evaluations and comparisons of various calibration measures; such a foundation was arguably lacking in the literature.

- **Matching lower bounds.** Smooth calibration and interval calibration provide quadratic approximations to the true distance from calibration. We prove that this is the best possible approximation, by showing an information-theoretic barrier: for calibration measures depending only on the labels y and predictions f , which are oblivious to the points x themselves (as most calibration measures are), it is impossible to obtain better than a quadratic approximation to the true distance from calibration. Thus, the measures above are in fact optimal in this sense.
- **Better efficiency in samples and run time.** We present improved algorithms and sample complexity bounds for computing some calibration measures. We present the first efficient algorithm for computing smooth calibration error using a linear program. We also observe that the techniques of [RR07] yield an alternate algorithm to computing kernel calibration error which is (somewhat surprisingly) reminiscent of randomized binning.
- **Insights for Practice.** Our results point to concrete takeaways for practical measurements of calibration. First, we recommend using either Laplace kernel calibration or Interval calibration, as calibration measures that are theoretically consistent, computationally efficient, and simple to implement. Second, if Binned-ECE must be used, we recommend randomly shifting the bin boundaries together, and adding the average width of the bins to the calibration estimate. These modifications turn binning into an upper-bound on calibration distance, and bring it closer to interval calibration error which is a consistent calibration measure (Section 2.3). Finally, in Section 10 we experimentally evaluate our calibration measures on a family of synthetic data distributions, to demonstrate their behavior in more natural settings (beyond worst-case guarantees).

Organization of this paper. The rest of this paper is organized as follows. In Section 2 we present an informal overview of our main results, highlighting the definitions and key conceptual ideas. We discuss

related works in Section 3. Section 4 sets up our notion of true distance from calibration and the desiderata that we seek from calibration measures. We also explain how ECE and some other measures fail these desiderata. Section 5 defines the upper and lower distance to calibration. Section 6 analyzes Interval Calibration error, Section 7 analyzes Smooth calibration error and Section 8 analyzes the Laplace kernel calibration error. In Section 9 we prove sample complexity bounds for various calibration measures. And in Section 10, we experimentally evaluate our calibration measures on a representative family of synthetic data distributions. Throughout, we defer technical proofs to Appendix B.

For the reader primarily interested in using calibration measures in practice, we suggest the following fast-track: read Section 2 followed by Section 8.4 for a practical implementation note, and Section 10 for example experiments. Users of Binned-ECE may be interested in the relevant parts of Section 2.3, which describes how to “fix” the standard binning procedure to be more closely related to calibration distance.

2 Overview of our results

We start by setting up some notation for calibration in the binary classification setting. Let \mathcal{X} be a discrete domain, defining the input space. We are given samples (x, y) drawn from a distribution \mathcal{D} on $\mathcal{X} \times \{0, 1\}$. A *predictor* is a function $f : \mathcal{X} \rightarrow [0, 1]$, where $f(x)$ is interpreted as an estimate of $\Pr[y = 1 \mid x]$. For a predictor f and distribution \mathcal{D} , we often consider the induced joint distribution of prediction-label pairs $(f(x), y) \in [0, 1] \times \{0, 1\}$, which we denote \mathcal{D}_f . We say a prediction-label distribution Γ over $[0, 1] \times \{0, 1\}$ is *perfectly calibrated* if $\mathbb{E}_{(v,y) \sim \Gamma}[y \mid v] = v$. For a distribution \mathcal{D} over $\mathcal{X} \times \{0, 1\}$, we say a predictor $f : \mathcal{X} \rightarrow [0, 1]$ is *perfectly calibrated w.r.t. \mathcal{D}* if the induced distribution \mathcal{D}_f is perfectly calibrated. Finally, a *calibration measure* μ is a function that maps a distribution \mathcal{D} and a predictor $f : \mathcal{X} \rightarrow [0, 1]$ to a value $\mu_{\mathcal{D}}(f) \in [0, 1]$.

2.1 Framework for measuring distance from calibration

The primary conceptual contribution of this work is a formal framework in which we can reason about and compare various measures of calibration. We elaborate upon the key ingredients of this framework.

The true distance to calibration. We define the ground truth distance from calibration as the distance to the closest calibrated predictor. Measuring distance requires a metric on the space of all predictors. A natural metric is the ℓ_1 metric given by $\ell_1(f, g) = \mathbb{E}_{\mathcal{D}} |f(x) - g(x)|$. Accordingly we define the true distance from calibration as

$$\text{dCE}_{\mathcal{D}}(f) := \inf_{g \in \text{cal}(\mathcal{D})} \mathbb{E}_{\mathcal{D}} |f(x) - g(x)|, \quad (1)$$

where $\text{cal}(\mathcal{D})$ denotes the set of predictors that are perfectly calibrated w.r.t. \mathcal{D} . This definition is intuitive, and natural from a property testing point of view [BLR90, GGR98, PRR06], but has not been proposed before to our knowledge. Note that it is not clear how to compute this distance efficiently: the set $\text{cal}(\mathcal{D})$ is non-convex, and in fact it is discrete when the domain \mathcal{X} is discrete. A more subtle issue is that it depends on knowing the domain \mathcal{X} , whereas traditionally calibration measures only depend on the joint distribution \mathcal{D}_f of predictions and labels.

Access model. Calibration measures $\mu_{\mathcal{D}}(f)$ can depend on the entire distribution \mathcal{D} , as well as on the predictor $f : \mathcal{X} \rightarrow [0, 1]$. However, we would prefer measures which only depend on the prediction-label joint distribution \mathcal{D}_f , similar to standard loss functions in machine learning and classic calibration

measures [Daw84, Daw85, FV98]. This distinction has important consequences for the power of calibration measures, which we describe shortly. We delineate the two levels of access as follows:

1. **Sample access (SA).** In the SA model, $\mu_{\mathcal{D}}(f)$ is allowed to depend on the full joint distribution $(x, f(x), y)$ for $(x, y) \sim \mathcal{D}$. This terminology follows [DKR⁺21].
2. **Prediction-only access (PA).** In the PA model, $\mu_{\mathcal{D}}(f)$ is only allowed to depend on \mathcal{D}_f , the joint distribution $(f(x), y)$ for $(x, y) \sim \mathcal{D}$. In particular, μ cannot depend on the input domain \mathcal{X} .

Observe that the ground truth distance (dCE) is defined in the sample access model, since Equation (1) depends on the domain and distribution of x . On the other hand, we often desire measures that can be computed in the prediction access model.

Robust completeness and soundness. We propose two desiderata for any calibration measure μ : robust completeness and robust soundness, in analogy to completeness and soundness in proof systems.

1. **Robust completeness** requires $\mu_{\mathcal{D}}(f) \leq \mathcal{O}(\text{dCE}_{\mathcal{D}}(f)^c)$ for some constant c . This guarantees that any predictor which is close to a perfectly calibrated predictor (in ℓ_1) has small calibration error under μ . This is a more robust guarantee than standard completeness, which in this setting would mean just that $\text{dCE}_{\mathcal{D}}(f) = 0$ implies $\mu_{\mathcal{D}}(f) = 0$, but would not give any guarantees when $\text{dCE}_{\mathcal{D}}(f)$ is non-zero but small.
2. **Robust soundness** requires $\mu_{\mathcal{D}}(f) \geq \Omega(\text{dCE}_{\mathcal{D}}(f)^s)$ for some constant s . That is, if $\text{dCE}_{\mathcal{D}}(f)$ is large then so is $\mu_{\mathcal{D}}(f)$.

We call a calibration measure *consistent* (or more precisely, (c, s) -consistent) if it satisfies both robust completeness and robust soundness, for some parameters $c, s > 0$:

$$\Omega(\text{dCE}_{\mathcal{D}}(f)^s) \leq \mu_{\mathcal{D}}(f) \leq \mathcal{O}(\text{dCE}_{\mathcal{D}}(f)^c). \quad (2)$$

Consistent measures are exactly those that are polynomially-related to the true distance from calibration, $\text{dCE}_{\mathcal{D}}(f)$. The reader might wonder if, in our definition of consistent calibration measures (Equation 2), we could require *constant factor* approximations to $\text{dCE}_{\mathcal{D}}(f)$ rather than polynomial factors. It turns out that there are information-theoretic barriers to such approximations in the prediction-access model. The core obstacle is that the true distance dCE is defined in the SA model, and one cannot compute it exactly in the prediction-only access model or approximate it within a constant factor. Indeed, we show that any calibration measure computable in the prediction-access must satisfy $s/c \geq 2$: information theoretically, a quadratic approximation is the best possible.

Another nice property of our definition is that the set of all consistent measures stays the same, even if we define distances between predictors using the ℓ_p metric for $p > 1$ in place of ℓ_1 , since all ℓ_p measures are polynomially related.

Desiderata for calibration measures. Given the discussion so far, we can now stipulate three desiderata that we would like calibration measures μ to satisfy:

1. **Access:** μ is well-defined in the Prediction-only access model (PA).
2. **Consistency:** μ is (c, s) -consistent – that is, μ is polynomially related to the true distance from calibration dCE. Ideally we have $s/c = 2$, which is optimal in the PA model (Corollary 4.6).
3. **Efficiency:** $\mu_{\mathcal{D}}(f)$ can be computed within accuracy ε in time $\text{poly}(1/\varepsilon)$ using $\text{poly}(1/\varepsilon)$ random samples from \mathcal{D}_f .

Various notions that have been proposed in the literature fail one or more of these desiderata; ECE for instance fails robust completeness since an arbitrarily small perturbation of a perfectly calibrated predictor could result in high ECE. We refer the reader to Table 1 for a more complete treatment of such notions.

2.2 Information-theoretic Limitations of the Prediction-access Model

Upper and Lower Distances. We start with the following question, which formalizes how well one can approximate the true distance to calibration in the prediction-only access (PA) model.

For a given distribution \mathcal{D} and predictor f , how large or small can $\text{dCE}_{\mathcal{D}'}(f')$ be, among all other (\mathcal{D}', f') which have the same prediction-label distribution ($\mathcal{D}'_f = \mathcal{D}_f$)?

We denote the minimum and maximum by $\underline{\text{dCE}}_{\mathcal{D}}(f)$ and $\overline{\text{dCE}}_{\mathcal{D}}(f)$ respectively, which we call the lower and upper distance to calibration respectively. Hence

$$\underline{\text{dCE}}_{\mathcal{D}}(f) \leq \text{dCE}_{\mathcal{D}}(f) \leq \overline{\text{dCE}}_{\mathcal{D}}(f). \quad (3)$$

Both these quantities are defined in the PA model, in which they represent the tightest lower and upper bounds respectively that one can prove on dCE. As framed, they involve considering all possible domains and distributions \mathcal{D}' over them. But we can give simpler characterizations of these notions.

The upper distance $\overline{\text{dCE}}$ can be alternatively viewed as the minimum distance to calibration via post-processing: it is the distance to the closest calibrated predictor $g \in \text{cal}(\mathcal{D})$ such that $g = \kappa(f)$ can be obtained from f by *post-processing* its predictions. For the lower distance $\underline{\text{dCE}}$, we can abstract away the domain and ask only for a coupling between f and a perfectly calibrated predictor:

Consider all joint distributions Π of (u, v, y) over $[0, 1] \times [0, 1] \times \{0, 1\}$ where $(v, y) \sim \mathcal{D}_f$ and the distribution of (u, y) is perfectly calibrated. How small can $\mathbb{E}|u - v|$ be?

Limiting ourselves to couplings of the form $(g(x), f(x), y) \sim \mathcal{D}$ where $g \in \text{cal}(\mathcal{D})$ would recover dCE. Our definition also permits couplings that may not be realizable on the domain \mathcal{X} , giving a lower bound.

An equivalent view of these distances is that the upper distance only considers those calibrated predictors whose level sets are obtained by a coarsening of the level sets of f . The lower distance allows calibrated predictors that are obtained by a finer partitioning of the level sets of f . Theorem 5.5 proves the equivalence of these various formulations of $\underline{\text{dCE}}$ and $\overline{\text{dCE}}$.

A Quadratic Barrier. How tight are the lower and upper bounds in Equation (3)? That is, how tightly can dCE be determined in the Prediction-only access model? In Lemma 4.5, we show that there can be at least a quadratic gap in between any two adjacent terms in Equation (3). We construct two distributions \mathcal{D}^1 and \mathcal{D}^2 and a predictor f such that

- $\mathcal{D}^1_f = \mathcal{D}^2_f$, so the upper and the lower distance are equal for both distributions, but they are well-separated from each other; $\underline{\text{dCE}}_{\mathcal{D}^i}(f) = \Theta(\alpha^2)$ whereas $\overline{\text{dCE}}_{\mathcal{D}^i}(f) = \Theta(\alpha)$ for $i \in \{1, 2\}$.
- $\text{dCE}_{\mathcal{D}^i}(f)$ equals either $\underline{\text{dCE}}$ or $\overline{\text{dCE}}$ depending on whether $i = 1$ or 2.

This example raises the question of whether an even bigger gap can exist, which we answer next.

2.3 Consistent calibration measures

We describe three consistent calibration measures, and their relation to the true distance from calibration.

Interval calibration (Section 6) Interval calibration error is a subtle modification to the heuristic of binning predictions into buckets and computing the expected calibration error. Formally, given a partition $\mathcal{I} = \{I_1, \dots, I_m\}$ of $[0, 1]$ into intervals of width bounded by $w(\mathcal{I})$, we first consider the standard quantity

$$\text{binnedECE}_{\mathcal{D}}(f, \mathcal{I}) = \sum_{j \in [m]} |\mathbb{E}[(f - y)\mathbf{1}(f \in I_j)]|. \quad (4)$$

This quantity, as the name suggests, is exactly the Binned-ECE for the bins defined by the partition \mathcal{I} . We then define our notion of *Interval calibration error* (intCE) as the minimum of this Binned-ECE over all partitions \mathcal{I} , when “regularized” by maximum bin width $w(\mathcal{I})$:

$$\text{intCE}_{\mathcal{D}}(f) := \inf_{\mathcal{I}: \text{Interval partition}} (\text{binnedECE}_{\mathcal{D}}(f, \mathcal{I}) + w(\mathcal{I})).$$

In Theorem 6.2, we show that intCE satisfies the following bounds.

$$\overline{\text{dCE}}_{\mathcal{D}}(f) \leq \text{intCE}_{\mathcal{D}}(f) \leq 4\sqrt{\text{dCE}_{\mathcal{D}}(f)}.$$

This shows that the measure intCE is $(1/2, 1)$ -consistent, and gives the best possible (quadratic) approximation to the true distance to calibration. The outer inequality implies that the gap between the lower and upper distance is no more than quadratic, hence the gap exhibited in Lemma 4.5 is tight.

We now address the computational complexity. While the definition of interval calibration minimizes over all possible interval partitions, in Section 6.2, we show that it suffices to consider a geometrically decreasing set of values for the width w , with a random shift, to get the desired upper bound on dCE.

Our result suggests an additional practical takeaway: if the standard binning algorithm must be used to measure calibration, then the bin width should be added to the binnedECE. This yields a quantity which is at least an *upper bound* on the true distance to calibration, which is not true without adding the bin widths. Specifically, for *any* interval partition \mathcal{I} , we have:

$$\overline{\text{dCE}}_{\mathcal{D}}(f) \leq \text{binnedECE}(f, \mathcal{I}) + w(\mathcal{I}). \quad (5)$$

Thus, if we add the bin width, then binnedECE can at least be used to certify closeness to calibration. The extreme case of width 0 buckets corresponds to ECE, while the case when the bucket has width 1 corresponds to the weaker condition of accuracy in expectation. It is natural to penalize larger width buckets which allow cancellations between calibration errors for widely separated values of f . The notion of using bucket width as a penalty to compare calibration error results obtained from using differing width buckets is intuitive in hindsight, but not done in prior work to our knowledge (e.g. [MDR⁺21]).

Smooth Calibration (Section 7) Smooth calibration is a calibration measure first defined by [KF08], see also [FH18, GKSZ22]. Smooth calibration error is defined as the following maximization over the family L of all bounded 1-Lipschitz functions $w : [0, 1] \rightarrow [-1, 1]$:

$$\text{smCE}_{\mathcal{D}}(f) := \text{smCE}(\mathcal{D}_f) = \sup_{w \in L} \mathbb{E}_{(v, y) \sim \mathcal{D}_f} [w(v)(y - v)].$$

Without the Lipschitz condition on functions w , this definition would be equivalent to $\text{ECE}(f)$. Adding the Lipschitz condition smooths out the contribution from each neighborhood of v and results in a calibration measure that is Lipschitz in f with respect to the ℓ_1 distance. This notion has found applications in game theory and leaky forecasting [KF08, FH18]. Our main result is that the smooth calibration error captures

the lower distance from calibration up to constant factors: there exist constants $c_1 < c_2$ such that for any distribution \mathcal{D} and predictor f ,

$$c_1 \underline{\text{dCE}}_{\mathcal{D}}(f) \leq \text{smCE}_{\mathcal{D}}(f) \leq c_2 \underline{\text{dCE}}_{\mathcal{D}}(f).$$

We find this tight connection to be somewhat surprising, since smCE (as a maximization over weight functions w) and $\underline{\text{dCE}}$ (as a minimization over couplings) have *a priori* very different definitions. They turn out to be related via LP duality, in a way analogous to Kantorovich-Rubinstein duality of Wasserstein distances. We present a high-level overview of the proof at the start of Section 7. Along the way, we give an efficient polynomial time algorithm for estimating the smooth calibration error, the first such algorithm to our knowledge. To summarize the relations between notions discussed so far, we have

$$\boxed{\text{smCE} \approx \underline{\text{dCE}} \leq \text{dCE} \leq \overline{\text{dCE}} \leq \text{intCE} \leq 4\sqrt{\underline{\text{dCE}}}} \quad (6)$$

For each of the first three inequalities, we show that the gap can be quadratic. The final inequality shows that these gaps are *at most* quadratic.

Kernel Calibration (Section 8) The notion of kernel calibration error was introduced in [KSJ18] as *Maximum Mean Calibration Error* (MMCE). Kernel calibration can be viewed as a variant of smooth calibration error, where we use as weight functions $w : [0, 1] \rightarrow \mathbb{R}$ which are bounded with respect to a norm $\|\cdot\|_K$ on the *Reproducing Kernel Hilbert Space* associated with some positive-definite kernel K :

$$\text{kCE}_{\mathcal{D}}^K(f) := \sup_{w: \|w\|_K \leq 1} \mathbb{E}_{(v,y) \sim \mathcal{D}_f} [w(v)(y - v)].$$

When \mathcal{D}_f is an empirical distribution over samples $\{(v_1, y_1), \dots, (v_n, y_n)\}$, this can be computed as

$$\text{kCE}_{\mathcal{D}}^K(f) = \sqrt{\frac{1}{n^2} \sum_{i,j} (y_i - v_i)(y_j - v_j) K(v_i, v_j)}.$$

The original motivation of introducing the kernel calibration error was to provide a differentiable proxy for ECE – allowing for the calibration error to be explicitly penalized during the training of a neural network. However, [KSJ18] does not discuss how the choice of the kernel affects the resulting measure, although they used Laplace kernel in their experiments. We prove here that this choice has strong theoretical justification – the kernel calibration error with respect to Laplace kernel is a consistent calibration measure; specifically

$$c_1 \underline{\text{dCE}}(f) \leq \text{kCE}^{\text{Lap}}(f) \leq c_2 \sqrt{\underline{\text{dCE}}(f)}.$$

This says that we can view kernel calibration with respect to the Laplace kernel as fundamental measure in its own right, as opposed to a proxy for (the otherwise flawed) ECE. We also show that the choice of kernel is in fact crucial: for the Gaussian kernel, another commonly used kernel across machine learning, the resulting measure is not robustly sound anymore (Theorem 8.6).

2.4 Better algorithms and sample complexity

For many of the measures discussed in the paper, we provide efficient algorithms yielding an ε additive approximation to the measure in question, using samples from the distribution \mathcal{D}_f . In most cases, those results follow a two step paradigm, we give an algorithm that approximates the measure on a finite sample,

Metric	Continuity	Completeness	Soundness
(ℓ_p) -ECE	✗	✓	✓
Binned-ECE	✗	✓	✗
Proper Scoring Rules (Brier, NLL)	✓	✗	✓
NCE [SGR97]	✓	✗	✓
ECCE [AIGT ⁺ 22]	✗	✓	✓
T-Cal [LHHD22]	✗	✓	✗
MMCE [KSJ18]	✓	✓	✓
smCE [KF08]	✓	✓	✓

Table 1: Calibration measures proposed in, or based on, prior works.

followed by a generalization bound. Our generalization bounds follow from essentially standard bounds on Rademacher complexity of the function families involved in defining our measures (e.g. bounding the Rademacher complexity of 1-Lipshitz functions for smCE). On the algorithmic side, we prove that the smCE on the empirical distribution over a sample of size n can be computed by solving a linear program with $\mathcal{O}(n)$ variables and constraints. Similarly, the $\underline{\text{dCE}}$ can be approximated up to an error ε , by linear time preprocessing followed by solving a linear program with $\mathcal{O}(\varepsilon^{-1})$ variables and constraints.

We provide an alternate algorithm for estimating the kernel calibration error with Laplace kernel, using the *Random Features Sampling* technique from [RR07]. This algorithm does not improve on naive estimators in worst-case guarantees, but it reveals an intriguing connection. After unwrapping the random features abstraction, the final algorithm is similar to the popular interval binning calibration estimator, where we choose the length of the interval at random from a specific distribution, and introduce a uniformly random shift. We find it surprising that an estimate of this type is *exactly* equals $(\text{kCE}^{\text{Lap}})^2$ in expectation.

3 Related Work

We start by discussing the high-level relation between our work and other areas of theoretical computer science, and then discuss work on calibration in machine learning and forecasting.

Property testing. Our framework for defining the distance to calibration is inspired by the elegant body of literature on property testing [BLR90, RS96, GGR98]. Indeed, the notions of ground truth distance to calibration, robust completeness and robust soundness are in direct correspondence to notions in the literature on tolerant property testing and distance estimation [PRR06]. Like in property testing, algorithms for estimating calibration measures operate under stringent resource constraints, although the constraints are different. In property testing, the algorithm only has a local view of the object based on a few queries. In our setting, the constraint comes from having to operate in the prediction-only access model whereas the ground truth distance is defined in the sample-access model.

Multicalibration. Recent interest in calibration and its variants in theoretical computer science has been spurred by the work of [HKRR18] introducing multicalibration as a group fairness notion (see also [KMR17, KNRW18]). This notion has proved to be unexpectedly rich even beyond the context of fairness, with connections to indistinguishability [DKR⁺21] and loss minimization [GKR⁺22]. Motivated by the goal of finding more computationally efficient notions of multicalibration, notions such as low-degree

multicalibration [GKSZ22] and calibrated multiaccuracy have been analyzed in the literature [GHK⁺23], some of these propose new calibration measures.

Level of access to the distribution. The sample access model is considered in the work of [DKR⁺21], who relate it to the notion of multicalibration [HKRR18]. Prediction-only access is a restriction of sample access which is natural in the context of calibration, and is incomparable to the no-access model of [DKR⁺21] where one gets access to point label pairs. This model is not considered explicitly in [DKR⁺21], and the name prediction-only access for it is new. But the model itself is well-studied in the literature on calibration [Daw85, Daw82a, FV98], indeed all existing notions of calibration that we are aware of are defined in the PA model, as are the commonly used losses in machine learning.

Prior work on calibration measures. Several prior works have proposed alternate measures of calibration (Table 1 lists a few of them). Most focus on the *how*: they give a formula or procedure for computing of the calibration measure from a finite set of samples, sometimes accompanied by a generalization guarantee that connects it to some property of the population. There is typically not much justification for *why* the population quantity is a good measure of calibration error, or discussion of its merits relative to other notions in the literature (notable exceptions are the works of [KF08, FH18]). The key distinction in our work is that we start from a clear and intuitive ground truth notion and desiderata for calibration measures, we analyze measures based on how well they satisfy these desiderata, and then give efficient estimators and generalization guarantees for consistent calibration measures.

Our desiderata reveal important distinctions between measures that were proposed previously; Table 1 summarizes how well calibration measures suggested in prior works satisfy our desiderata. It shows that a host of calibration measures based on variants of ECE, binning and proper scoring rules fail to give basic guarantees. We present these guarantees formally in section 4.3. Briefly, many ECE variants suffer from the same flaws as ECE itself, and proper scoring rules suffer different issues we describe below. We also discuss other notions of calibration from the literature in appendix A.

Proper Scoring Rules. Proper scoring rules such as the Brier Score [Bri50] or Negative-Log-Loss (NLL) are popular proxies for miscalibration. Every proper scoring rule satisfies soundness, since if the score is 0, the function f is perfectly calibrated. However, such rules violate completeness: there are perfectly-calibrated functions for which the score is non-zero. For example, if the true distribution on labels $p(y|x) = \text{Bernoulli}(0.5)$, then the constant function $f(x) = 0.5$ is perfectly calibrated but has non-zero Brier score. This is because proper scoring rules measure predictive quality, not just calibration. The same holds for Normalized Cross Entropy (NCE), which is sound but not complete.

Smooth and Kernel Calibration. We show that some definitions in the literature do satisfy our desiderata—namely the notions of *weak calibration* (smooth calibration in our terminology) introduced in [KF08], and *MMCE* (calibration with a Laplace kernel in our terminology) introduced in [KSJ18]. Smooth calibration was introduced under the name “weak calibration” in [KF08], the terminology of smooth calibration is from [GKSZ22]¹. Interestingly, these were developed with different motivations. MMCE was proposed by [KSJ18] for practical reasons: as a differentiable proxy for ECE, to allow optimizing for calibration via backpropagation. One of the motivations behind smooth calibration, discussed in both [KF08, FH18] was to address the discontinuity of the standard binning measures of calibration and ECE.

¹[FH18] introduced a notion of “smooth calibration” with an unrelated definition, but thankfully, they proved that their “smooth calibration” is in fact polynomially related to the [GKSZ22] notion — therefore in our framework it is also a consistent calibration measure.

But its main application was as a weakening of perfect calibration, to study the power of deterministic forecasts in the online setting and derandomize the classical result of [FV98] on calibrated forecasters.

Our work establishes that these measures are not just good ways to measure calibration, they are more fundamental than previously known. Smooth calibration is within constant factors of the lower distance to calibration, and yields the best possible quadratic approximation to the true distance to calibration.

4 A framework for calibration measures

In this section, we will present our framework for calibration measures. We start by characterizing the set of perfectly calibrated predictors. We then propose our ground truth notion of distance from calibration, in analogy to the distance from a code in property testing. Building on this, we formulate robust completeness and soundness guarantees that we want calibration measures to satisfy. Finally, we show information theoretic reasons why any calibration measure can only hope to give a quadratic approximation to the ground truth distance. We would like to emphasize the new definitions and the rationale behind them, hence most proofs are deferred to Appendix B.1 to streamline the flow. We start with some notation.

Notation. Let \mathcal{X} be a discrete domain.² Let \mathcal{D} be a distribution on $\mathcal{X} \times \{0, 1\}$; we denote a sample from \mathcal{D} by $(x, y) \sim \mathcal{D}$ where $x \in \mathcal{X}, y \in \{0, 1\}$. A predictor is a function $f : \mathcal{X} \rightarrow [0, 1]$, where $f(x)$ is an estimate of $\Pr[y = 1|x]$. We define the Bayes optimal predictor f^* as $f^*(x) = \mathbb{E}[y|x]$. Note that \mathcal{D} is completely specified by the marginal distribution $\mathcal{D}_{\mathcal{X}}$ on \mathcal{X} , and the conditional expectations f^* . We let $\mathcal{F}_{\mathcal{X}}$ denote the set of all predictors $f : \mathcal{X} \rightarrow [0, 1]$. We define the ℓ_1 distance in $\mathcal{F}_{\mathcal{X}}$ as

$$\ell_1(f, g) = \mathbb{E}_{\mathcal{D}} |f(x) - g(x)|.$$

For a distribution \mathcal{D} and predictor f , we use \mathcal{D}_f to denote the distribution over $\text{Im}(f) \times \{0, 1\}$ of $(f(x), y)$ where $(x, y) \sim \mathcal{D}$. Two predictors f and g might be far apart in ℓ_1 , yet \mathcal{D}_f and \mathcal{D}_g can be identical.³

A calibration measure μ is a function that maps a distribution \mathcal{D} and a predictor $f : \mathcal{X} \rightarrow [0, 1]$ to a value $\mu_{\mathcal{D}}(f) \in [0, 1]$. A crucial question is the level of access to the underlying distribution that a procedure for computing μ has. We refer to the setting where an algorithm has access to $(x, f(x), y)$ for $(x, y) \sim \mathcal{D}$ as the sample-access model or SA model for short following [DKR⁺21]. Calibration measures are typically defined in the more restricted *prediction-only access model* or PA model for short, where we only get access to the joint distribution \mathcal{D}_f of prediction-label pairs (f, y) . Such calibration measures μ can be defined as follows: we first define $\mu(\Gamma) \in [0, 1]$ for every distribution Γ over $[0, 1] \times \{0, 1\}$, and then for a distribution \mathcal{D} and a predictor f , we define $\mu_{\mathcal{D}}(f)$ to be $\mu(\mathcal{D}_f)$.

We say a distribution Γ over $[0, 1] \times \{0, 1\}$ is *perfectly calibrated* if $\mathbb{E}_{(v,y) \sim \Gamma} [y|v] = v$. For a distribution \mathcal{D} over $\mathcal{X} \times \{0, 1\}$, we say a predictor $f : \mathcal{X} \rightarrow [0, 1]$ is *perfectly calibrated* w.r.t. \mathcal{D} if \mathcal{D}_f is perfectly calibrated. We use $\text{cal}(\mathcal{D})$ to denote the set of predictors f that is perfectly calibrated w.r.t. \mathcal{D} .

There is an injection from $\text{cal}(\mathcal{D})$ to the set of partitions of the domain \mathcal{X} . A consequence is that when \mathcal{X} is finite, so is $\text{cal}(\mathcal{D})$. In particular, $\text{cal}(\mathcal{D})$ is not a convex subset of $\mathcal{F}_{\mathcal{X}}$. We describe the injection

²We will assume that the domain \mathcal{X} is discrete but possibly very large. As a consequence, $\text{Im}(f)$ is discrete, and events such as $f(x) = v$ for $v \in \text{Im}(f)$ are well defined. We can think of the finiteness assumption reflecting the fact that inputs to any model have finite precision. We do this to avoid measure-theoretic intricacies, but assuming $f : \mathcal{X} \rightarrow [0, 1]$ is measurable should suffice when \mathcal{X} is infinite.

³Consider the uniform distribution on $\mathcal{X} = \{0, 1\}$ and let $f^*(x) = 1/2$ so labels are drawn uniformly. Consider the predictors $f(x) = x$ and $g(x) = 1 - x$. While $\ell_1(f, g) = 1$, the distributions \mathcal{D}_f and \mathcal{D}_g are identical, since f/g is uniform on $\{0, 1\}$, and the labels are uniform conditioned on f/g .

below for completeness, although it is not crucial for our results. For a partition $\mathcal{S} = \{S_i\}_{i=1}^m$, we define $g_{\mathcal{S}}(x) = E[y|x \in S_i]$ for all $x \in S_i$. It is clear that $g_{\mathcal{S}} \in \text{cal}(\mathcal{D})$. For a predictor f , let $\text{level}(f)$ be the partition of the domain \mathcal{X} given by its level sets. By the definition of calibration, $f \in \text{cal}(\mathcal{D})$ iff it is equal to $g_{\text{level}(f)}$, which establishes the injection.

4.1 Desiderata for calibration measures

A calibration measure μ is a function that for a given distribution \mathcal{D} , maps predictors f in $\mathcal{F}_{\mathcal{X}}$ to values in $[0, 1]$. We denote this value as $\mu_{\mathcal{D}}(f)$. At the bare minimum, we want $\mu_{\mathcal{D}}$ to satisfy completeness and soundness, meaning that for all \mathcal{D}, f ,

$$\mu_{\mathcal{D}}(f) = 0 \text{ if } f \in \text{cal}(\mathcal{D}) \quad (\text{Completeness})$$

$$\mu_{\mathcal{D}}(f) > 0 \text{ if } f \notin \text{cal}(\mathcal{D}) \quad (\text{Soundness})$$

Ideally, we want these guarantees to be robust: $\mu(f)$ is small if f is close to calibrated, and large if f is far from calibrated. Formalizing this requires us to specify how we wish to measure the distance from calibration. A family of metrics m is a collection of metrics $m_{\mathcal{D}}$ on $\mathcal{F}_{\mathcal{X}}$ for every distribution \mathcal{D} on \mathcal{X} . For instance, the ℓ_p distance on $\mathcal{F}_{\mathcal{X}}$ under distribution \mathcal{D} for $p \geq 1$ is given by

$$\ell_{p,\mathcal{D}}(f, g) = \mathbb{E}_{\mathcal{D}}[|f(x) - g(x)|^p]^{1/p}$$

We note that $m_{\mathcal{D}}$ only ought to depend on the marginal $\mathcal{D}_{\mathcal{X}}$ on \mathcal{X} . When the distribution \mathcal{D} is clear, we will sometimes suppress the dependence on the distribution and refer to m as a metric rather than a family. Indeed, it is common to refer to the above distance as ℓ_p distance, ignoring the dependence on \mathcal{D} .

Definition 4.1 (True distance to calibration). *Given a metric family m on $\mathcal{F}_{\mathcal{X}}$, we define the true m -distance to calibration under \mathcal{D} as*

$$\text{dCE}_{\mathcal{D}}^m(f) = \min_{g \in \text{cal}(\mathcal{D})} m_{\mathcal{D}}(f, g).$$

With this definition in place, we define consistent calibration measures with respect to m .

Definition 4.2 (Consistent calibration measures). *For $c, s \geq 0$, we say that μ satisfies c -robust completeness w.r.t. m if there exist a constant $a \geq 0$ such that for every distribution \mathcal{D} on $\mathcal{X} \times \{0, 1\}$, and predictor $f \in \mathcal{F}_{\mathcal{X}}$*

$$\mu_{\mathcal{D}}(f) \leq a(\text{dCE}_{\mathcal{D}}^m(f))^c \quad (\text{Robust completeness})$$

and s -robust soundness w.r.t. m if there exist $b \geq 0$ such that for every distribution \mathcal{D} on $\mathcal{X} \times \{0, 1\}$, and predictor $f \in \mathcal{F}_{\mathcal{X}}$

$$\mu_{\mathcal{D}}(f) \geq b(\text{dCE}_{\mathcal{D}}^m(f))^s. \quad (\text{Robust soundness})$$

We say that μ is an (c, s) -consistent calibration measure w.r.t. m if both these conditions hold, and we define its approximation degree to be s/c .⁴ We say μ is a consistent calibration measure w.r.t. m if there exists $c, s \geq 0$ for which (c, s) -consistency for m holds.

⁴For metrics that can take on arbitrarily small values (such as the ℓ_p metrics), it follows that $s > c$.

To see that these names indeed make sense, observe that if f is ε -close to being perfectly calibrated, then robust completeness ensures that $\mu_{\mathcal{D}}(f)$ is $O(\varepsilon^c)$ and hence goes to 0 with ε . Robust soundness ensures that if $\mu_{\mathcal{D}}(f) = \varepsilon \rightarrow 0$, then $\text{dCE}_{\mathcal{D}}^m(f) = O(\varepsilon^{1/s}) \rightarrow 0$. Conversely, when the true m -distance to calibration for f is $\eta \gg 0$, robust soundness ensures that $\mu_{\mathcal{D}}(f) = \Omega(\eta^s)$ is also bounded away from 0.

Given a sequence of predictors $\{f_n\}$, we say that the sequence converges to $f \in \mathcal{F}_{\mathcal{X}}$, denote $F_n \rightarrow f$ if

$$\lim_{n \rightarrow \infty} m_{\mathcal{D}}(f_n, f) = 0.$$

Robust soundness ensures that if $f_n \rightarrow g \in \text{cal}(\mathcal{D})$, then $\mu(f_n) \rightarrow 0$. $\text{dCE}_{\mathcal{D}}^m$ satisfies a stronger continuity property, namely that it is 1-Lipschitz with respect to $m_{\mathcal{D}}$:

$$|\text{dCE}_{\mathcal{D}}^m(f) - \text{dCE}_{\mathcal{D}}^m(f')| \leq m_{\mathcal{D}}(f, f').$$

This property is easy to verify from the definition. It implies that for any $f \in \mathcal{F}_{\mathcal{X}}$ not necessarily calibrated, if $f_n \rightarrow f$, $\mu(f_n) \rightarrow \mu(f)$. Not every ℓ_1 -consistent calibration measure have this stronger property of convergence everywhere, although some do.

Indeed, the following lemma implies that among all calibration measures that satisfy completeness and are 1-Lipschitz with respect to $m_{\mathcal{D}}$, $\text{dCE}_{\mathcal{D}}^m$ is the largest. Thus any consistent calibration measure that can grow as $\omega(\text{dCE}^m)$ cannot be Lipschitz.

Lemma 4.3. *Any calibration measure $\mu_{\mathcal{D}}$ which satisfies completeness and is L -Lipschitz w.r.t $m_{\mathcal{D}}$ must satisfy $\mu_{\mathcal{D}}(f) \leq L \text{dCE}_{\mathcal{D}}(f)$ for all $f \in \mathcal{F}_{\mathcal{X}}$.*

Metric families that are particularly important to us are the ℓ_p metrics. Since all ℓ_p measures are polynomially related, the set of ℓ_p consistent calibration metrics is independent of p for bounded p .

Lemma 4.4. *The set of ℓ_p -consistent calibration measures is identical for all $p \in [1, \infty)$.*

Given this result, we will focus on the ℓ_1 metric and define the true distance to calibration by

$$\text{dCE}_{\mathcal{D}}(f) := \text{dCE}_{\mathcal{D}}^{\ell_1}(f) = \min_{g \in \text{cal}(\mathcal{D})} \ell_{1, \mathcal{D}}(f, g). \quad (\text{True distance from calibration})$$

It has good continuity properties, and the resulting set of consistent calibration measures does not depend on the choice of the ℓ_p metric. Henceforth when we refer to (c, s) -consistent calibration metrics without making m explicit, it is assumed that we mean the ℓ_1 distance. We note that there might be settings (not considered in this work) where other metrics on $\mathcal{F}_{\mathcal{X}}$ are suitable.

4.2 Approximation limits in the PA model

Given the desirable properties of dCE, one might wonder: why not use dCE as a calibration measure in itself? The main barrier to this is that dCE cannot be computed (or even defined) in the prediction access model. Indeed, if it were, there would be no need to look for alternative notions of approximate calibration.

Lemma 4.5. *Let $\alpha \in (0, 1/2]$. There exists a domain \mathcal{X} , a predictor $f \in \mathcal{F}_{\mathcal{X}}$, and distributions $\mathcal{D}^1, \mathcal{D}^2$ on $\mathcal{X} \times \{0, 1\}$ such that*

- *The distributions \mathcal{D}_f^1 and \mathcal{D}_f^2 are identical.*
- *$\text{dCE}_{\mathcal{D}^1}(f) \leq 2\alpha^2$, while $\text{dCE}_{\mathcal{D}^2}(f) \geq \alpha$.*

Proof. We consider the space $\mathcal{X} = \{00, 01, 10, 11\}$. \mathcal{D}^1 and \mathcal{D}^2 will share the same marginal distribution $\mathcal{D}_{\mathcal{X}}$ on \mathcal{X} given by

$$\mathcal{D}_{\mathcal{X}}(x) = \begin{cases} \alpha & \text{if } x \in \{00, 11\} \\ \frac{1}{2} - \alpha & \text{if } x \in \{01, 10\} \end{cases}$$

The predictor $f : \mathcal{X} \rightarrow [0, 1]$ is given by

$$f(x) = \begin{cases} \frac{1}{2} - \alpha & \text{if } x_1 = 1 \\ \frac{1}{2} + \alpha & \text{if } x_1 = 0 \end{cases}$$

For the distribution \mathcal{D}^1 , the conditional probabilities are given by $f_1^*(x) = (x_1 + x_2)/2$. It is easy to check that the predictor g_1 defined as

$$g_1(x) = \begin{cases} \frac{1}{2} - \alpha & \text{if } x_2 = 0 \\ \frac{1}{2} + \alpha & \text{if } x_2 = 1 \end{cases}$$

lies in $\text{cal}(\mathcal{D}^1)$ and

$$|f(x) - g_1(x)| = \begin{cases} 0 & \text{for } x \in \{01, 10\}, \\ 2\alpha & \text{for } x \in \{00, 11\}, \end{cases}$$

It follows that $\ell_1(f, g_1) = 2\alpha^2$, hence $\text{dCE}_{\mathcal{D}^1}(f) \leq 2\alpha^2$.

The conditional probabilities for the distribution \mathcal{D}^2 are given by

$$f_2^*(x) = \begin{cases} \frac{1}{2} + \alpha & \text{if } x_1 = 1 \\ \frac{1}{2} - \alpha & \text{if } x_1 = 0 \end{cases}$$

One can verify that the closest calibrated predictor is the constant $1/2$ predictor, so that $\text{dCE}_{\mathcal{D}^2}(f) \geq \alpha$.

To verify that $\mathcal{D}_f^1 = \mathcal{D}_f^2$, we observe that under either distribution

$$\mathbb{E} \left[y | f = \frac{1}{2} - \alpha \right] = \frac{1}{2} + \alpha, \quad \mathbb{E} \left[y | f = \frac{1}{2} + \alpha \right] = \frac{1}{2} - \alpha.$$

□

This leads us to the quest for approximations that can be computed (efficiently) in the Prediction-access model. It implies that one can at best hope to get a degree 2 approximation to dCE.

Corollary 4.6. *Let $\mu(f)$ be a (ℓ_1, c, s) -consistent calibration measure computable in the prediction access model. Then $s \geq 2c$.*

Proof. Using c -robust completeness for \mathcal{D}^1 we have

$$\mu_{\mathcal{D}^1}(f) \leq a(2\alpha^2)^c.$$

Using s -robust soundness for \mathcal{D}^2 we have

$$\mu_{\mathcal{D}^2}(f) \geq b(\alpha^s).$$

Since $\mathcal{D}_f^1 = \mathcal{D}_f^2$ and μ is computable in the PA model, $\mu_{\mathcal{D}^1}(f) = \mu_{\mathcal{D}^2}(f)$. Hence $b\alpha^s \leq a(2\alpha^2)^c$, which gives

$$\left(\frac{b}{a}\alpha\right)^{s/c} \leq 2\alpha^2.$$

If $s/c < 2$, this gives a contradiction for $\alpha \rightarrow 0$. □

Given this setup, we can now state our desiderata for an ideal calibration measure μ .

1. **Access:** $\mu_{\mathcal{D}}(f) = \mu(\mathcal{D}_f)$ is well defined in the Prediction-only access model.
2. **Consistency:** It is (c, s) -consistent. Ideally, it has degree $s/c = 2$.
3. **Efficiency:** It can be computed within accuracy ε in time $\text{poly}(1/\varepsilon)$ using $\text{poly}(1/\varepsilon)$ random samples from \mathcal{D}_f .

4.3 On ECE and other measures

Recall that for a predictor f , we define its expected calibration error $\text{ECE}(f)$ as

$$\text{ECE}(f) = \mathbb{E}[|\mathbb{E}[y|f] - f|].$$

Clearly, ECE is well defined in the PA model. We analyze ECE in our framework and show that it satisfies 1-robust soundness, but not robust completeness. For the former, we present an alternate view of ECE in terms of ℓ_1 distance. Recall that $\text{level}(f)$ is the partition of \mathcal{X} into the level sets of f , and that for a partition $\mathcal{S} = \{S_i\}$, the predictor $g_{\mathcal{S}}$ maps each $x \in S_i$ to $\mathbb{E}[y|S_i]$.

Lemma 4.7. *Let $\mathcal{S} = \text{level}(f)$. We have $\text{ECE}(f) = \ell_1(f, g_{\mathcal{S}}) \geq \text{dCE}_{\mathcal{D}}(f)$.*

Proof. We claim that

$$\mathbb{E}[|f - \mathbb{E}[y|f]|] = \mathbb{E}[|f(x) - g_{\mathcal{S}}(x)|]$$

which uses the observation that for all $x \in f^{-1}(v)$, $f(x) = v$, $g_{\mathcal{S}}(x) = \mathbb{E}[y|v]$. The LHS is $\text{ECE}(f)$, while the RHS is $\ell_1(f, g_{\mathcal{S}})$. Clearly this is larger than $\text{dCE}_{\mathcal{D}}(f)$ which minimizes the ℓ_1 distance over all $g \in \text{cal}(\mathcal{D})$. □

The main drawbacks of ECE are that it does not satisfy robust completeness, and is discontinuous at 0.

Lemma 4.8. *$\text{ECE}_{\mathcal{D}}(f)$ does not satisfy c -robust completeness for any $c > 0$. It can be discontinuous at 0.*

Proof. Let $X = \{0, 1\}$. \mathcal{D} is specified by the uniform distribution on X with $f^*(0) = 0, f^*(1) = 1$. Consider the predictor $f_{\varepsilon}(0) = 1/2 - \varepsilon, f_{\varepsilon}(1) = 1/2 + \varepsilon$. Let $\bar{f} = 1/2 \in \text{cal}(\mathcal{D})$. Clearly $\text{dCE}_{\mathcal{D}}(f_{\varepsilon}) \leq \varepsilon$ whereas $\text{ECE}(f_{\varepsilon}) = 1/2 - \varepsilon$.

This also shows that ECE is discontinuous at 0 since $\text{ECE}(f_{\varepsilon}) \rightarrow 1/2$ as $\varepsilon \rightarrow 0$, whereas $f_0 = \bar{f}$ has $\text{ECE}(f_0) = 0$. □

Table 1 summarize how other calibration measures that have been studied in the literature fare under our desiderata. Further discussion of these measures can be found in appendix A.

5 Distance based measures in the PA model

We start by defining upper and lower bounds to the true distance to calibration in the PA model. Our main result in this subsection is Theorem 5.5 showing that these are the *best possible bounds* one can have on dCE in the PA model. To define and analyze these distances, we need some auxiliary notions.

Definition 5.1. Let Γ be a distribution over $[0, 1] \times \{0, 1\}$. Define the set $\text{ext}(\Gamma)$ to consist of all joint distributions Π of triples $(u, v, y) \in [0, 1] \times [0, 1] \times \{0, 1\}$, such that

- the marginal distribution of (v, y) is Γ ;
- the marginal distribution (u, y) is perfectly calibrated: $\mathbb{E}_{\Pi}[y|u] = u$.

We lift (Γ) to be all pairs (\mathcal{D}, f) where

- \mathcal{D} is a distribution over $\mathcal{X} \times \{0, 1\}$ for some domain \mathcal{X} .
- $f : \mathcal{X} \rightarrow [0, 1]$ is predictor so that $\mathcal{D}_f = \Gamma$.

We first define the upper distance to calibration.

Definition 5.2 (Upper distance to calibration). For a distribution Γ over $[0, 1] \times \{0, 1\}$, let $K(\Gamma)$ denote the set of transformations $\kappa : [0, 1] \rightarrow [0, 1]$ such that the distribution of $(\kappa(v), y)$ for $(v, y) \sim \Gamma$ is perfectly calibrated. We define the upper distance from calibration $\overline{\text{dCE}}(\Gamma)$ as

$$\overline{\text{dCE}}(\Gamma) = \inf_{\kappa \in K(\Gamma)} \mathbb{E}_{(v, y) \sim \Gamma} [|v - \kappa(v)|],$$

For a distribution \mathcal{D} over $\mathcal{X} \times \{0, 1\}$ and a predictor $f : \mathcal{X} \rightarrow [0, 1]$, we define the upper distance from calibration $\overline{\text{dCE}}_{\mathcal{D}}(f)$ to be $\overline{\text{dCE}}(\mathcal{D}_f)$, or equivalently,

$$\overline{\text{dCE}}_{\mathcal{D}}(f) := \inf_{\substack{\kappa: [0, 1] \rightarrow [0, 1] \\ \kappa \circ f \in \text{cal}(\mathcal{D})}} \mathbb{E}_{(x, y) \sim \mathcal{D}} [|f(x) - \kappa(f(x))|].$$

We call this the upper distance since we only compare f with a calibrated predictor $\kappa \circ f$ that can be obtained by applying a postprocessing κ to f . It follows immediately that $\overline{\text{dCE}}_{\mathcal{D}}(f) \geq \text{dCE}_{\mathcal{D}}(f)$.

We next define the lower distance to calibration.

Definition 5.3 (Lower distance to calibration). We define the lower distance to calibration denoted $\underline{\text{dCE}}(\Gamma)$ as

$$\underline{\text{dCE}}(\Gamma) := \inf_{\Pi \in \text{ext}(\Gamma)} \mathbb{E}_{(u, v, y) \sim \Pi} |u - v|. \quad (7)$$

For a distribution \mathcal{D} and a predictor f , we define $\underline{\text{dCE}}_{\mathcal{D}}(f) := \underline{\text{dCE}}(\mathcal{D}_f)$.

The following lemma justifies the terminology of upper and lower distance.

Lemma 5.4. We have $\underline{\text{dCE}}_{\mathcal{D}}(f) \leq \text{dCE}_{\mathcal{D}}(f) \leq \overline{\text{dCE}}_{\mathcal{D}}(f)$

Proof. Every calibrated predictor $g \in \text{cal}(\mathcal{D})$ gives a distribution $\Pi \in \text{ext}(\mathcal{D}_f)$ where we sample $(x, y) \sim \mathcal{D}$ and return $(g(x), f(x), y)$. Note that $\mathbb{E}_{(u, v, y) \sim \Pi} [|u - v|] = \ell_1(f, g)$. Minimizing over $g \in \text{cal}(\mathcal{D})$ gives the first inequality. The second follows because in the definition of $\overline{\text{dCE}}$ we minimize over a subset of $\text{cal}(\mathcal{D})$, namely only those $g = \kappa \circ f$ that can be obtained from f via a postprocessing κ . \square

We now show that these are the best possible bounds one can have on dCE in the PA model.

Theorem 5.5. *The following identities hold*

$$\begin{aligned}\underline{\text{dCE}}(\Gamma) &= \inf_{(\mathcal{D}, f) \in \text{lift}(\Gamma)} \text{dCE}_{\mathcal{D}}(f) \\ \overline{\text{dCE}}(\Gamma) &= \sup_{(\mathcal{D}, f) \in \text{lift}(\Gamma)} \text{dCE}_{\mathcal{D}}(f).\end{aligned}$$

Proof. By Lemma 5.4, for every $(\mathcal{D}, f) \in \text{lift}(\Gamma)$,

$$\underline{\text{dCE}}(\Gamma) = \underline{\text{dCE}}_{\mathcal{D}}(f) \leq \text{dCE}_{\mathcal{D}}(f) \leq \overline{\text{dCE}}_{\mathcal{D}}(f) = \overline{\text{dCE}}(\Gamma).$$

This implies that

$$\begin{aligned}\underline{\text{dCE}}(\Gamma) &\leq \inf_{(\mathcal{D}, f) \in \text{lift}(\Gamma)} \text{dCE}_{\mathcal{D}}(f) \\ \overline{\text{dCE}}(\Gamma) &\geq \sup_{(\mathcal{D}, f) \in \text{lift}(\Gamma)} \text{dCE}_{\mathcal{D}}(f).\end{aligned}$$

It remains to show the reverse inequalities

$$\underline{\text{dCE}}(\Gamma) \geq \inf_{(\mathcal{D}, f) \in \text{lift}(\Gamma)} \text{dCE}_{\mathcal{D}}(f), \quad (8)$$

$$\overline{\text{dCE}}(\Gamma) \leq \sup_{(\mathcal{D}, f) \in \text{lift}(\Gamma)} \text{dCE}_{\mathcal{D}}(f). \quad (9)$$

To prove Equation (8), we choose $\mathcal{X} := [0, 1] \times [0, 1]$ and define predictors $f, g : \mathcal{X} \rightarrow [0, 1]$ such that for any $x = (u, v) \in \mathcal{X}$, it holds that $f(x) = v$ and $g(x) = u$. For a fixed $\Pi \in \text{ext}(\Gamma)$, we define a distribution \mathcal{D} over $\mathcal{X} \times \{0, 1\}$ such that $(x, y) \sim \mathcal{D}$ is drawn by first drawing $(u, v, y) \sim \Pi$ and then setting $x := (u, v)$. By the definition of $\Pi \in \text{ext}(\Gamma)$, it holds that $\mathcal{D}_f = \Gamma$ and that $g \in \text{cal}(\mathcal{D})$. Therefore,

$$\text{dCE}_{\mathcal{D}}(f) \leq \ell_1(f, g) = \mathbb{E}_{(u, v, y) \sim \Pi} |u - v|.$$

The fact that $\mathcal{D}_f = \Gamma$ implies that $(\mathcal{D}, f) \in \text{lift}(\Gamma)$, and thus

$$\inf_{(\mathcal{D}, f) \in \text{lift}(\Gamma)} \text{dCE}_{\mathcal{D}}(f) \leq \mathbb{E}_{(u, v, y) \sim \Pi} |u - v|.$$

Choosing $\Pi \in \text{ext}(\Gamma)$ for which the RHS is minimized and equals $\underline{\text{dCE}}_{\mathcal{D}}(f)$ proves Equation (8).

To prove (9), we choose $\mathcal{X} := [0, 1]$ and define predictor $f : \mathcal{X} \rightarrow [0, 1]$ such that $f(x) = x$ for every $x \in \mathcal{X}$. We define the distribution \mathcal{D} over $\mathcal{X} \times \{0, 1\}$ to be the distribution Γ . It is clear that $\mathcal{D}_f = \Gamma$, so $(\mathcal{D}, f) \in \text{lift}(\Gamma)$. For any perfectly calibrated predictor $g \in \text{cal}(\mathcal{D})$, the distribution $(g(x), y)$ for $(x, y) \sim \mathcal{D}$ is perfectly calibrated, which implies that the same distribution $(g(v), y)$ for $(v, y) \sim \Gamma$ is also perfectly calibrated. This implies that

$$\overline{\text{dCE}}(\Gamma) \leq \mathbb{E}_{(v, y) \sim \Gamma} |v - g(v)| = \mathbb{E}_{(x, y) \sim \mathcal{D}} |f(x) - g(x)| = \ell_1(f, g).$$

Taking infimum over $g \in \text{cal}(\mathcal{D})$ proves that $\overline{\text{dCE}}(\Gamma) \leq \text{dCE}_{\mathcal{D}}(f)$, which gives Equation (9). \square

The gap between each of these quantities can be at least quadratic, as the distributions \mathcal{D}^1 and \mathcal{D}^2 in Lemma 4.5 shows. Under both distributions \mathcal{D}^1 and \mathcal{D}^2 , we have $\underline{\text{dCE}}(f) \leq 2\alpha^2$, $\overline{\text{dCE}}(f) = \alpha$. But $\text{dCE}_{\mathcal{D}^1}(f) = 2\alpha^2$ while $\text{dCE}_{\mathcal{D}^2}(f) = \alpha$. We will show that this gap is indeed tight in the next section using the notion of Interval calibration.

6 Interval Calibration

In this section, we introduce the notion of interval calibration. Our main result is Theorem 6.2 which shows that it is quadratically related to the true distance from calibration. Since intCE is defined in the PA model, this implies in particular, that there might be at most quadratic gap between $\underline{\text{dCE}}$ and $\overline{\text{dCE}}$. We exhibit a gap instance showing that this is tight (Lemma 6.8). As defined, it is unclear if Interval calibration can be efficiently estimated. We propose a surrogate version of interval calibration which gives similar bounds and can be efficiently estimated from samples in Section 6.2.

An interval partition \mathcal{I} of $[0, 1]$ is a partition of $[0, 1]$ into disjoint intervals $\{I_j\}_{j \in [m]}$. Let $w(I)$ denote the width of interval I .

Definition 6.1 (Interval Calibration Error). *For a distribution Γ over $[0, 1] \times \{0, 1\}$ and interval partition \mathcal{I} define*

$$\text{binnedECE}(\Gamma, \mathcal{I}) := \sum_{j \in [m]} \left| \mathbb{E}_{(v,y) \sim \Gamma} [(v - y) \mathbf{1}(v \in I_j)] \right|.$$

We define the average interval width

$$w_\Gamma(\mathcal{I}) := \sum_{j \in [m]} \mathbb{E}_{(v,y) \sim \Gamma} [\mathbf{1}(v \in I_j) w(I_j)].$$

The interval calibration error $\text{intCE}(\Gamma)$ is then the minimum of $\text{binnedECE}(\Gamma, \mathcal{I}) + w_\Gamma(\mathcal{I})$ over all interval partitions \mathcal{I} :

$$\text{intCE}(\Gamma) := \min_{\mathcal{I}: \text{Interval partition}} (\text{binnedECE}(\Gamma, \mathcal{I}) + w_\Gamma(\mathcal{I})).$$

For a distribution \mathcal{D} over $\mathcal{X} \times \{0, 1\}$ and a predictor $f : \mathcal{X} \rightarrow [0, 1]$, we define $\text{intCE}_{\mathcal{D}}(f, \mathcal{I}) := \text{intCE}(\mathcal{D}_f, \mathcal{I})$ and $\text{intCE}_{\mathcal{D}}(f) := \text{intCE}(\mathcal{D}_f)$.

Our main theorem about interval calibration is the following.

Theorem 6.2. *We have $\overline{\text{dCE}}(\Gamma) \leq \text{intCE}(\Gamma) \leq 4\sqrt{\underline{\text{dCE}}(\Gamma)}$.*

Combining this with Lemma 5.4, we conclude that intCE is indeed a quadratic approximation to the true distance from calibration, which is the best achievable in the PA model by Corollary 4.6.

Corollary 6.3. *intCE is a $(1/2, 1)$ -consistent calibration measure. We have*

$$\text{dCE}_{\mathcal{D}}(f) \leq \text{intCE}_{\mathcal{D}}(f) \leq 4\sqrt{\underline{\text{dCE}}_{\mathcal{D}}(f)}.$$

Another corollary is the following bounds for distance measures, which shows that the gaps presented in Lemma 4.5 are the largest possible.

Corollary 6.4. *We have*

$$\begin{aligned} \underline{\text{dCE}}_{\mathcal{D}}(f) &\leq \text{dCE}_{\mathcal{D}}(f) \leq 4\sqrt{\underline{\text{dCE}}_{\mathcal{D}}(f)}, \\ \frac{1}{16} \overline{\text{dCE}}_{\mathcal{D}}(f)^2 &\leq \text{dCE}_{\mathcal{D}}(f) \leq \overline{\text{dCE}}_{\mathcal{D}}(f). \end{aligned}$$

We first show the lower bound on intCE , which is easier to show.

Proof of Theorem 6.2 (Part 1). It suffices to prove the following statement: for any interval partition $\mathcal{I} = \{I_j\}_{j \in [m]}$, $\overline{\text{dCE}}(\Gamma) \leq \text{binnedECE}(\Gamma, \mathcal{I})$. For $v \in I_j$, define $\kappa(v) = \mathbb{E}[y|v \in I_j]$. The distribution of $(\kappa(v), y)$ is perfectly calibrated. Hence

$$\begin{aligned} \overline{\text{dCE}}(\Gamma) &\leq \mathbb{E}[|v - \kappa(v)|] \\ &\leq \sum_{j \in [m]} \mathbb{E}[\mathbf{1}(v \in I_j) |v - \mathbb{E}[y|v \in I_j]|] \\ &\leq \sum_{j \in [m]} \mathbb{E}[\mathbf{1}(v \in I_j) (|v - \mathbb{E}[v|v \in I_j]| + |[\mathbb{E}[y|v \in I_j] - \mathbb{E}[v|v \in I_j]|)] \\ &\leq \sum_{j \in [m]} \mathbb{E}[\mathbf{1}(v \in I_j) w(I_j)] + \sum_{j \in [m]} \mathbb{E}[\mathbf{1}(v \in I_j) |\mathbb{E}[y|v \in I_j] - \mathbb{E}[v|v \in I_j]|] \end{aligned}$$

where we use the fact that conditioned on $v \in I_j$, v differs from its expectation by at most $w(I_j)$. The first sum is exactly the average width $w_\Gamma(\mathcal{I})$. For the second, by the definition of conditional expectations

$$\begin{aligned} \mathbb{E}[\mathbf{1}(v \in I_j) \mathbb{E}[y|v \in I_j]] &= \mathbb{E}[\mathbf{1}(v \in I_j) y] \\ \mathbb{E}[\mathbf{1}(v \in I_j) \mathbb{E}[v|v \in I_j]] &= \mathbb{E}[\mathbf{1}(v \in I_j) v] \end{aligned}$$

Hence

$$\begin{aligned} \mathbb{E}[\mathbf{1}(v \in I_j) |\mathbb{E}[y|v \in I_j] - \mathbb{E}[v|v \in I_j]|] &= |\mathbb{E}[\mathbf{1}(v \in I_j) \mathbb{E}[y|v \in I_j] - \mathbf{1}(v \in I_j) \mathbb{E}[v|v \in I_j]| \\ &= |\mathbb{E}[\mathbf{1}(v \in I_j) (y - v)]| \end{aligned}$$

We conclude that

$$\overline{\text{dCE}}(\Gamma) \leq w_\Gamma(\mathcal{I}) + \sum_{j \in [m]} |\mathbb{E}[\mathbf{1}(v \in I_j) (y - v)]| = w_\Gamma(\mathcal{I}) + \text{binnedECE}(\Gamma, \mathcal{I}).$$

The claimed lower bound follows by minimizing over all interval partitions. \square

To prove the upper bound on intCE in theorem 6.2, we consider a variant of the interval calibration error where we focus on intervals with a fixed width ε and take expectation after shifting the intervals randomly:

Definition 6.5 (Random Interval Calibration Error). *For a distribution Γ over $[0, 1] \times \{0, 1\}$ and an interval width parameter $\varepsilon > 0$, we define*

$$\text{RintCE}(\Gamma, \varepsilon) = \mathbb{E}_r \left[\sum_{j \in \mathbb{Z}} \left| \mathbb{E}_{(v,y) \sim \Gamma} [(y - v) \mathbf{1}(v \in I_{r,j}^\varepsilon)] \right| \right],$$

where the outer expectation is over r drawn uniformly from $[0, \varepsilon)$ and $I_{r,j}^\varepsilon$ is the interval $[r + j\varepsilon, r + (j+1)\varepsilon)$.

Note that although the summation is over $j \in \mathbb{Z}$, there are only finitely many j 's that can contribute to the sum (which are the j 's that satisfy $I_{r,j}^\varepsilon \cap [0, 1] \neq \emptyset$). The following claim follows by averaging argument from the definitions of intCE and RintCE :

Claim 6.6. $\text{intCE}(\Gamma) \leq \text{RintCE}(\Gamma, \varepsilon) + \varepsilon$.

The key to proving the upper bound on $\text{intCE}(\Gamma)$ in Theorem 6.2 is the following lemma.

Lemma 6.7. $\text{RintCE}(\Gamma, \varepsilon) \leq (1 + \frac{2}{\varepsilon}) \overline{\text{dCE}}(\Gamma)$.

We first complete the proof of Theorem 6.2 using Lemma 6.7.

Proof of Theorem 6.2 (Part 2). We prove the upper bound on $\text{intCE}(\Gamma)$ in Theorem 6.2. Combining Claim 6.6 and Lemma 6.7, for every $\varepsilon > 0$, we have

$$\text{intCE}(\Gamma) \leq \left(1 + \frac{2}{\varepsilon}\right) \underline{\text{dCE}}(\Gamma) + \varepsilon.$$

Choosing $\varepsilon = \sqrt{2 \underline{\text{dCE}}(\Gamma)}$ to minimize the right-hand side completes the proof. \square

Proof of Lemma 6.7. Let Π be a distribution over $[0, 1] \times [0, 1] \times \{0, 1\}$ in $\text{ext}(\Gamma)$. Our goal is to prove that

$$\text{RintCE}(\Gamma, \varepsilon) \leq (1 + 2/\varepsilon) \mathbb{E}_{(u,v,y) \sim \Pi} |u - v|.$$

By the definition of $\Pi \in \text{ext}(\Gamma)$, for $(u, v, y) \sim \Pi$, the distribution of (v, y) is Γ , and the distribution of (u, y) is perfectly calibrated. The latter implies that

$$\mathbb{E} |(u - y)w(u)| = 0 \quad \text{for any function } w : [0, 1] \rightarrow [-1, 1]. \quad (10)$$

For every $r \in [0, \varepsilon)$, we have the following inequality, where all expectations and probabilities are over $(u, v, y) \sim \Pi$:

$$\sum_{j \in \mathbb{Z}} |\mathbb{E}[(v - y)\mathbf{1}(v \in I_{r,j}^\varepsilon)]| \leq \sum_{j \in \mathbb{Z}} |\mathbb{E}[(v - u)\mathbf{1}(v \in I_{r,j}^\varepsilon)]| + \sum_{j \in \mathbb{Z}} |\mathbb{E}[(u - y)\mathbf{1}(v \in I_{r,j}^\varepsilon)]|. \quad (11)$$

The following inequality bounds the first term in the RHS of (11):

$$\sum_{j \in \mathbb{Z}} |\mathbb{E}[(v - u)\mathbf{1}(v \in I_{r,j}^\varepsilon)]| \leq \sum_{j \in \mathbb{Z}} \mathbb{E}[|v - u|\mathbf{1}(v \in I_{r,j}^\varepsilon)] = \mathbb{E}|v - u|. \quad (12)$$

The following inequality bounds the second term in the RHS of (11):

$$\begin{aligned} & \sum_{j \in \mathbb{Z}} |\mathbb{E}[(u - y)\mathbf{1}(v \in I_{r,j}^\varepsilon)]| \\ & \leq \sum_{j \in \mathbb{Z}} |\mathbb{E}[(u - y)\mathbf{1}(u \in I_{r,j}^\varepsilon)]| + \sum_{j \in \mathbb{Z}} |\mathbb{E}[(u - y)(\mathbf{1}(v \in I_{r,j}^\varepsilon) - \mathbf{1}(u \in I_{r,j}^\varepsilon))]| \\ & = \sum_{j \in \mathbb{Z}} |\mathbb{E}[(u - y)(\mathbf{1}(v \in I_{r,j}^\varepsilon) - \mathbf{1}(u \in I_{r,j}^\varepsilon))]| \quad (\text{by (10)}) \\ & \leq \sum_{j \in \mathbb{Z}} \mathbb{E}|\mathbf{1}(v \in I_{r,j}^\varepsilon) - \mathbf{1}(u \in I_{r,j}^\varepsilon)| \quad (\text{by } |u - y| \leq 1) \\ & = 2 \Pr[j_r(u) \neq j_r(v)], \quad (13) \end{aligned}$$

where $j_r(u) \in \mathbb{Z}$ is the $j \in \mathbb{Z}$ such that $u \in I_{r,j}^\varepsilon$ and $j_r(v)$ is defined similarly. Plugging (12) and (13) into (11) and taking expectation over r drawn uniformly from $[0, \varepsilon)$, we have

$$\begin{aligned} \text{RintCE}(\Gamma, \varepsilon) & \leq \mathbb{E}|v - u| + 2 \mathbb{E}_r \Pr_{(u,v,y) \sim \Pi} [j_r(u) \neq j_r(v)] \\ & = \mathbb{E}|v - u| + 2 \mathbb{E}_{(u,v,y) \sim \Pi} \Pr_r [j_r(u) \neq j_r(v)]. \end{aligned}$$

It is easy to check that for fixed $u, v \in [0, 1]$, we have

$$\Pr_r[j_r(u) \neq j_r(v)] \leq \frac{1}{\varepsilon}|u - v|.$$

Plugging this into the inequality above, we get

$$\text{RintCE}(\Gamma, \varepsilon) \leq \mathbb{E}|v - u| + \frac{2}{\varepsilon} \mathbb{E}_{(u,v,y) \sim \Pi} |u - v|. \quad \square$$

6.1 Quadratic Gap between Interval Calibration and Upper Calibration Distance

For a distribution \mathcal{D} and a predictor f , our results in previous subsections imply the following chain of inequalities (omitting \mathcal{D} in the subscript for brevity):

$$\underline{\text{dCE}}(f) \leq \overline{\text{dCE}}(f) \leq \text{intCE}(f) \leq 4\sqrt{\underline{\text{dCE}}(f)}. \quad (14)$$

These inequalities completely characterize the relationship between $\underline{\text{dCE}}(f)$ and $\overline{\text{dCE}}(f)$ and also the relationship between $\underline{\text{dCE}}(f)$ and $\text{intCE}(f)$ for the following reason. By Lemma 4.5, we know that $\overline{\text{dCE}}(f)$ can be as large as $\Omega(\sqrt{\underline{\text{dCE}}(f)})$, which implies that $\text{intCE}(f)$ can be as large as $\Omega(\sqrt{\underline{\text{dCE}}(f)})$. Also, it is easy to show that $\text{intCE}(f)$ can be as small as $O(\underline{\text{dCE}}(f))$ by choosing f to be a constant function, which implies that $\overline{\text{dCE}}(f)$ can be as small as $O(\underline{\text{dCE}}(f))$.

The remaining question is whether (14) completely characterizes the relationship between $\overline{\text{dCE}}(f)$ and $\text{intCE}(f)$. We show that the answer is yes by the following lemma (Lemma 6.8) which gives examples where $\text{intCE}(f) = \Omega((\overline{\text{dCE}}(f))^{1/2})$. We also show that $\text{intCE}(f)$ can be discontinuous as a function of f in Lemma 6.9.

Lemma 6.8. *For any $\alpha \in (0, 1/4)$, there exist distribution \mathcal{D} and predictor f such that*

$$\overline{\text{dCE}}_{\mathcal{D}}(f) \leq 5\alpha^2 \quad \text{and} \quad \text{intCE}_{\mathcal{D}}(f) \geq \alpha.$$

Proof. We use an example similar to the one in the proof of Lemma 4.5. Specifically, we choose $\mathcal{X} = \{00, 01, 10, 11\}$, and choose the distribution \mathcal{D} over $\mathcal{X} \times \{0, 1\}$ such that the marginal distribution $\mathcal{D}_{\mathcal{X}}$ over \mathcal{X} is given by the following probability mass function:

$$\mathcal{D}_{\mathcal{X}}(x) = \begin{cases} \alpha, & \text{if } x \in \{00, 11\}; \\ 1/2 - \alpha, & \text{if } x \in \{01, 10\}. \end{cases}$$

We choose the conditional distribution of y given x such that $\mathbb{E}_{(x,y) \sim \mathcal{D}}[y|x] = (x_1 + x_2)/2$, where x_1 and x_2 are the two coordinates of x . Note that this distribution \mathcal{D} is the distribution \mathcal{D}^1 in the proof of Lemma 4.5.

Defining $\beta = \alpha/2$, we choose the predictor f slightly differently from the proof of Lemma 4.5 as follows:

$$\begin{aligned} f(00) &= 1/2 + \alpha + \beta \\ f(01) &= 1/2 + \alpha \\ f(10) &= 1/2 - \alpha \\ f(11) &= 1/2 - \alpha - \beta. \end{aligned}$$

Note that the function f in the proof of Lemma 4.5 corresponds to choosing $\beta = 0$ instead. We define the perfectly calibrated predictor $g \in \text{cal}(\mathcal{D})$ as in Lemma 4.5. That is,

$$g(x) = \begin{cases} 1/2 - \alpha, & \text{if } x_2 = 0; \\ 1/2 + \alpha, & \text{if } x_2 = 1. \end{cases}$$

It is easy to check that $\ell_1(f, g) = 2\alpha(2\alpha + \beta) \leq 5\alpha^2$, which implies that $\overline{\text{dCE}}_{\mathcal{D}}(f) \leq 5\alpha^2$.

Now we show a lower bound for $\text{intCE}_{\mathcal{D}}(f)$. Consider an interval partition \mathcal{I} of $[0, 1]$. If $1/2 - \alpha$ and $1/2 + \alpha$ are in different intervals, we have

$$\text{intCE}_{\mathcal{D}}(f, \mathcal{I}) \geq |\mathbb{E}[(y - f(x))\mathbf{1}(f(x) \leq 1/2)]| + |\mathbb{E}[(y - f(x))\mathbf{1}(f(x) > 1/2)]| \geq 2\alpha.$$

If $1/2 - \alpha$ and $1/2 + \alpha$ are in the same interval, we have

$$w_{\mathcal{D}_f}(\mathcal{I}) \geq \Pr[x \in \{10, 01\}] \cdot 2\alpha \geq \alpha.$$

This implies that $\text{intCE}_{\mathcal{D}}(f) \geq \alpha$. □

Lemma 6.9. *There exist a distribution \mathcal{D} over $\mathcal{X} \times \{0, 1\}$ and a sequence of predictors $f_n : \mathcal{X} \rightarrow [0, 1]$ converging uniformly to a predictor $f : \mathcal{X} \rightarrow [0, 1]$ as $n \rightarrow \infty$ such that $\lim_{n \rightarrow \infty} \text{intCE}_{\mathcal{D}}(f_n) \neq \text{intCE}_{\mathcal{D}}(f)$.*

We defer the proof of Lemma 6.9 to Appendix B.2.

6.2 Efficient Estimation of Surrogate Interval Calibration

From the definition of interval calibration error ($\text{intCE}(\Gamma)$), it is unclear how one can efficiently estimate the notion given examples (v, y) drawn from Γ partly because the definition involves a minimization over interval partitions. In this subsection, we give an efficient algorithm for estimating a surrogate version of interval calibration which we define below. We show in Theorem 6.11 that this surrogate notion enjoys the same quadratic relationship with $\overline{\text{dCE}}(\Gamma)$ and $\underline{\text{dCE}}(\Gamma)$ as in Theorem 6.2.

Definition 6.10 (Surrogate Interval Calibration Error). *For a distribution Γ over $[0, 1] \times \{0, 1\}$, we define*

$$\text{SintCE}(\Gamma) = \inf_{k \in \mathbb{Z}_{\geq 0}} \left(\text{RintCE}(\Gamma, 2^{-k}) + 2^{-k} \right).$$

Theorem 6.11.

$$\overline{\text{dCE}}(\Gamma) \leq \text{intCE}(\Gamma) \leq \text{SintCE}(\Gamma) \leq 6\sqrt{\underline{\text{dCE}}(\Gamma)}$$

Proof. The inequality $\overline{\text{dCE}}(\Gamma) \leq \text{intCE}(\Gamma)$ is already shown in Theorem 6.2. The inequality $\text{intCE}(\Gamma) \leq \text{SintCE}(\Gamma)$ is an immediate consequence of Claim 6.6. It remains to show that $\text{SintCE}(\Gamma) \leq 10\sqrt{\underline{\text{dCE}}(\Gamma)}$. For every $k \in \mathbb{Z}_{\geq 0}$, by Lemma 6.7,

$$\text{SintCE}(\Gamma) \leq \text{RintCE}(\Gamma, 2^{-k}) + 2^{-k} \leq (1 + 2 \times 2^k) \underline{\text{dCE}}(\Gamma) + 2^{-k}.$$

Choosing k such that $\sqrt{\frac{1}{2} \underline{\text{dCE}}(\Gamma)} \leq 2^{-k} \leq \sqrt{2 \underline{\text{dCE}}(\Gamma)}$ completes the proof. □

Now we give an efficient estimator for $\text{SintCE}(\Gamma)$ up to error ε . Let $k^* \in \mathbb{Z}_{\geq 0}$ be the integer satisfying $\varepsilon/4 < 2^{-k^*} \leq \varepsilon/2$. We collect examples $(v_1, y_1), \dots, (v_n, y_n)$ drawn i.i.d. from Γ . For $k = 0, \dots, k^*$, we draw r_1, \dots, r_m independently and uniformly from $[0, 2^{-k})$. We compute

$$\widehat{\text{RintCE}}(\Gamma, 2^{-k}) := \frac{1}{m} \sum_{s=1}^m \sum_{j \in \mathbb{Z}} \left| \frac{1}{n} \sum_{\ell=1}^n (y_\ell - f_\ell) \mathbf{1}(f_\ell \in I_{r_s, j}^{2^{-k}}) \right|$$

and then output

$$\widehat{\text{SintCE}}(\Gamma) := \min_{k=0, \dots, k^*} \left(\widehat{\text{RintCE}}(\Gamma, 2^{-k}) + 2^{-k} \right).$$

The following theorem ensures that $\widehat{\text{SintCE}}(\Gamma)$ is an accurate and efficient estimator for $\text{SintCE}(\Gamma)$:

Theorem 6.12. *There exists an absolute constant $C > 0$ with the following property. For $\varepsilon, \delta \in (0, 1/4)$, define $k^* \in \mathbb{Z}_{\geq 0}$ be the integer satisfying $\varepsilon/4 < 2^{-k^*} \leq \varepsilon/2$. Assume that $n \geq C\varepsilon^{-3} + C\varepsilon^{-2} \log(1/\delta)$ and $m \geq C\varepsilon^{-2} \log(k^*/\delta)$ and compute $\widehat{\text{SintCE}}(\Gamma)$ as above for a distribution Γ over $[0, 1] \times \{0, 1\}$. Then with probability at least $1 - \delta$,*

$$|\widehat{\text{SintCE}}(\Gamma) - \text{SintCE}(\Gamma)| \leq \varepsilon.$$

Moreover, $\widehat{\text{SintCE}}(\Gamma)$ can be computed in time $O(mnk^*) = \text{poly}(\varepsilon^{-1}, \log(1/\delta))$.

In Appendix B.2, we prove Theorem 6.12 using standard uniform convergence bounds.

7 Smooth calibration and the lower distance to calibration

In this section, we define and analyze the notion of smooth calibration. The main result of this section is that the smooth calibration error smCE is equivalent, up to a constant factor, to $\underline{\text{dCE}}$. We also give algorithms that can compute both these quantities to within an additive ε in time $\text{poly}(1/\varepsilon)$ on an empirical distribution.

At a high level, the proof that $\underline{\text{dCE}}$ and smCE are related proceeds in three steps.

1. We characterize $\underline{\text{dCE}}$ in terms of an appropriately defined Wasserstein distance over distributions Γ over the space $[0, 1] \times \{0, 1\}$ of distributions over predictions and labels. In this formulation, $\underline{\text{dCE}}$ amounts to finding the closest calibrated distribution Γ^0 to \mathcal{D}_f in Wasserstein distance.
2. For a given distribution \mathcal{D} , the space of predictors $f : \mathcal{X} \rightarrow [0, 1]$ which are calibrated is non-convex (for finite \mathcal{X} , it is a finite set). But when we move to the space of distributions Γ over $[0, 1] \times \{0, 1\}$, then the space of perfectly calibrated distributions is convex. This is because for $(v, b) \in [0, 1] \times \{0, 1\}$ if $\Gamma(v, b)$ denotes the probability assigned to it, then the calibration constraint states that for every v ,

$$\frac{\Gamma(v, 1)}{\Gamma(v, 0) + \Gamma(v, 1)} = v$$

which is a linear constraint for every v . Thus, the problem of computing $\underline{\text{dCE}}$ can be viewed as projecting f onto the convex set of all perfectly calibrated distributions in the Wasserstein metric.

3. We show that by suitably discretizing $[0, 1]$, we can write the problem of computing $\underline{\text{dCE}}$ as a linear program. The dual of this program (after some manipulation) asks for a Lipschitz function $w : [0, 1] \rightarrow \mathbb{R}$ which witnesses the lack of calibration of f , by showing that $\mathbb{E}[w(v)(y - v)]$ is large. We appeal to strong duality and show that the resulting witness w is bounded in absolute value by a constant. Rescaling gives a 1-Lipschitz function which proves that $\text{smCE}_{\mathcal{D}}(f) = \Omega(\underline{\text{dCE}}_{\mathcal{D}}(f))$. The other direction which corresponds to weak duality is easy to show.

We now proceed with the formal definitions and proof. We start by defining a general family of calibration measures called *weighted calibration error* from [GKSZ22].

Definition 7.1 (Weighted calibration). [GKSZ22] Let W be a family of functions $w : [0, 1] \rightarrow \mathbb{R}$. The weighted calibration error of a distribution Γ over $[0, 1] \times \{0, 1\}$ is defined as

$$\text{wCE}^W(\Gamma) := \sup_{w \in W} \left| \mathbb{E}_{(v,y) \sim \Gamma} [(y - v)w(v)] \right|.$$

Given a distribution \mathcal{D} over $\mathcal{X} \times \{0, 1\}$ and predictor $f : \mathcal{X} \rightarrow [0, 1]$, we denote the weighted calibration error of f under \mathcal{D} as

$$\text{wCE}_{\mathcal{D}}^W(f) := \text{wCE}^W(\mathcal{D}_f) = \sup_{w \in W} \left| \mathbb{E}_{(x,y) \sim \mathcal{D}} [(y - f(x))w(f(x))] \right|.$$

Clearly, any weighted calibration error notion is well defined in the PA model. Moreover, all of those at the very least satisfy completeness: if Γ is perfectly calibrated, then for any w , we have

$$\mathbb{E}_{\Gamma}[(y - v)w(v)] = \mathbb{E}[\mathbb{E}[(y - v)w(v)|v]],$$

and since $\mathbb{E}[y|v] = v$ for a perfectly calibrated predictor, this latter quantity is zero.

A particularly important calibration measure among those is the *smooth calibration* where W is the family of all 1-Lipschitz, bounded functions. This was introduced in the work of [KF08] who termed it *weak calibration*, the terminology of smooth calibration is from [GKSZ22].

Definition 7.2 (Smooth calibration). Let L be the family of all 1-Lipschitz functions $w : [0, 1] \rightarrow [-1, 1]$. The smooth calibration error of a distribution Γ over $[0, 1] \times \{0, 1\}$ is defined as weighted calibration error with respect to the family of all 1-Lipschitz functions

$$\text{smCE}(\Gamma) := \text{wCE}^L(\Gamma). \tag{15}$$

Accordingly, for a distribution \mathcal{D} and a predictor f , we define

$$\text{smCE}_{\mathcal{D}}(f) := \text{smCE}(\mathcal{D}_f) = \text{wCE}^L(\mathcal{D}_f) = \text{wCE}_{\mathcal{D}}^L(f).$$

Our main result on smooth calibration error is the following.

Theorem 7.3. For any distribution Γ over $[0, 1] \times \{0, 1\}$, we have

$$\frac{1}{5} \underline{\text{dCE}}(\Gamma) \leq \text{smCE}(\Gamma) \leq 2 \underline{\text{dCE}}(\Gamma).$$

Combining this with corollary 6.4, we conclude that smCE is a (1, 2)-consistent calibration measure, and yields an optimal degree-2 approximation to dCE. Along the way, we will find an efficient algorithm for estimating $\underline{\text{dCE}}$ of a given distribution — it is captured by the following result.

Corollary 7.4. We can compute $\underline{\text{dCE}}(\Gamma)$ on an empirical distribution Γ over a sample of size n up to an additive error ε in time $\mathcal{O}(n + \text{poly}(1/\varepsilon))$.

As it is often the case, the inequality $\text{smCE}(\Gamma) \leq 2\text{dCE}(\Gamma)$ is significantly easier to prove (corresponding to the weak duality). We will start by proving this easier direction. The following lemma is a strengthening of the fact that smCE is Lipschitz continuous in the predictor f (i.e. for two predictors f, g defined on the same set \mathcal{X} , we have $|\text{smCE}_{\mathcal{D}}(f) - \text{smCE}_{\mathcal{D}}(g)| \leq 2\ell_1(f, g)$).

Lemma 7.5. *Let Π be a distribution over $[0, 1] \times [0, 1] \times \{0, 1\}$. For any 1-Lipschitz function $w : [0, 1] \rightarrow [-1, 1]$, we have*

$$\left| \mathbb{E}_{(u,v,y) \sim \Pi} [(y-u)w(u)] - \mathbb{E}_{(u,v,y) \sim \Pi} [(y-v)w(v)] \right| \leq 2 \mathbb{E}_{(u,v,y) \sim \Pi} |u-v|.$$

Proof. We have

$$\begin{aligned} \mathbb{E}[(y-u)w(u) - (y-v)w(v)] &\leq \mathbb{E}|(y-u)(w(u) - w(v))| + \mathbb{E}|(u-v)w(v)| \\ &\leq 2 \mathbb{E}|u-v|. \quad (\text{since } |y-u| \leq 1 \text{ and } |w(u) - w(v)| \leq |u-v|) \end{aligned}$$

□

We use this to prove the upper bound in theorem 7.3.

Proof of Theorem 7.3 (upper bound). By the definition of $\text{ext}(\Gamma)$, for any distribution $\Pi \in \text{ext}(\Gamma)$, the distribution of (u, y) for $(u, v, y) \sim \Pi$ is perfectly calibrated. Therefore,

$$\mathbb{E}_{(u,v,y) \sim \Pi} [(y-u)w(u)] = 0.$$

By Lemma 7.5,

$$\begin{aligned} \left| \mathbb{E}_{(u,v,y) \sim \Pi} [(y-v)w(v)] \right| &\leq 2 \mathbb{E}_{(u,v,y) \sim \Pi} [|u-v|] + \mathbb{E}_{(u,v,y) \sim \Pi} [(y-u)w(u)] \\ &\leq 2 \mathbb{E}_{(u,v,y) \sim \Pi} [|u-v|]. \end{aligned}$$

Taking infimum over $\Pi \in \text{ext}(\Gamma)$ completes the proof. □

To prove Theorem 7.3, it suffices to prove that dCE is upper bounded by smCE .

7.1 Wasserstein distance on the space of predictors

Before we proceed with the proof, let us introduce the notion of Wasserstein distance between two probability distributions Γ_1, Γ_2 on the same metric space. We will see that $\text{dCE}(\Gamma)$ is simply the Wasserstein distance from the distribution Γ to the set of all perfectly calibrated distributions.

For a metric space (\mathcal{M}, d) , where $d : \mathcal{M} \times \mathcal{M} \rightarrow \mathbb{R}_{\geq 0} \cup \{\infty\}$, we can define the Wasserstein distance on the space of all probability distributions over \mathcal{M} by

$$W_1(\Gamma_1, \Gamma_2) := \inf_{\Pi \in \mathcal{J}(\Gamma_1, \Gamma_2)} \mathbb{E}_{(x,y) \sim \Pi} d(x, y)$$

where $\mathcal{J}(\Gamma_1, \Gamma_2)$ is the space of all joint distributions (distributions over $\mathcal{M} \times \mathcal{M}$) with marginals Γ_1 and Γ_2 . Let us consider $[0, 1] \times \{0, 1\}$ as a metric space with

$$d((v_1, y_1), (v_2, y_2)) = \begin{cases} |v_1 - v_2| & \text{if } y_1 = y_2 \\ \infty & \text{otherwise} \end{cases}$$

Denote by Δ the space of all probability distributions on $[0, 1] \times \{0, 1\}$, equipped with the Wasserstein distance on Δ . Let $\text{cal} \subset \Delta$ be the set of all perfectly calibrated distributions over $[0, 1] \times \{0, 1\}$.

Lemma 7.6. *We have $\underline{\text{dCE}}(\Gamma) = W_1(\Gamma, \text{cal})$.*

Proof. For two distributions $\Gamma_1, \Gamma_2 \in \Delta$, if

$$\mathbb{E}_{(v,y) \sim \Gamma_1} [y] \neq \mathbb{E}_{(v,y) \sim \Gamma_2} [y],$$

we have $W_1(\Gamma_1, \Gamma_2) = \infty$. Once the marginal distribution over y is the same for Γ_1 and Γ_2 , we can consider a family \mathcal{J} of all coupled distributions over $[0, 1] \times [0, 1] \times \{0, 1\}$, such that for a distribution $\Pi \in \mathcal{J}$ if we sample $(u, v, y) \sim \Pi$ the marginal distribution of (v, y) is exactly Γ_1 and marginal distribution of (u, y) is exactly Γ_2 . We have

$$W_1(\Gamma_1, \Gamma_2) = \inf_{\Pi \in \mathcal{J}} \mathbb{E}_{(u,v,y) \sim \Gamma_{12}} |u - v|. \quad (16)$$

Comparing (16) and the definition of $\underline{\text{dCE}}$ (Definition 5.3) proves the claim. \square

Let us discretize the interval $[0, 1]$. I.e. for $\varepsilon > 0$, s.t. $1/\varepsilon \in \mathbb{Z}$, let $V^\varepsilon = \{0, \varepsilon, \dots, 1\}$. Let Δ^ε be the space of all probability distributions over $V \times \{0, 1\}$, again equipped with the Wasserstein metric (induced from the metric on $[0, 1] \times \{0, 1\}$). Let $\text{cal}^\varepsilon = \text{cal} \cap \Delta^\varepsilon$ be the subset of calibrated predictors. Every distribution Γ in Δ^ε can be described by the probabilities $\{\Gamma(v, y)\}_{v \in V^\varepsilon, y \in \{0, 1\}}$. A key insight is that the set of calibrated distributions is now a convex set.

Lemma 7.7. *For every ε , the set cal^ε is a convex set.*

Proof. The distribution $\Gamma \in \text{cal}^\varepsilon$ if for every $v \in V^\varepsilon$ in the support of Γ , we have

$$\frac{\Gamma(v, 1)}{\Gamma(v, 0) + \Gamma(v, 1)} = v.$$

Hence cal^ε is described by the following constraints for all $v \in V^\varepsilon$,

$$(1 - v)\Gamma(v, 1) = v\Gamma(v, 0) \quad (17)$$

since for v that are not in the support of Γ , the equation holds trivially. \square

The following two *discretization lemmas* show that we can reduce the problem of estimating $W_1(\Gamma, \text{cal})$, to the discretized version of estimating $W_1(\Gamma^\varepsilon, \text{cal} \cap \Delta^\varepsilon)$, where Γ^ε is a distribution obtained from Γ by rounding v from $(v, y) \sim \Gamma$ to the nearest integer multiple of ε . The proofs are in Appendix B.3.

Lemma 7.8. *For any $\Gamma \in \Delta$, let $\Gamma^\varepsilon \in \Delta^\varepsilon$ be the distribution obtained from Γ by rounding values of f to the nearest integer multiple of ε . Then $W_1(\Gamma, \Gamma^\varepsilon) \leq \varepsilon$.*

Lemma 7.9. *For any $\Gamma \in \text{cal}$, there exists $\tilde{\Gamma} \in \text{cal}^\varepsilon$, s.t. $W_1(\Gamma, \tilde{\Gamma}) \leq \varepsilon$.*

In light of this, the technical core of proving Theorem 7.3 is proving the analogous statement for distributions in Δ^ε . Moreover, the problem of computing $\underline{\text{dCE}}(\Gamma)$ now reduces to projecting it onto the convex set cal^ε in the Wasserstein distance.

7.2 Smooth calibration via linear programming duality

We formulate computing $W_1(\Gamma, \text{cal}^\varepsilon)$ as a linear program. This will imply an efficient algorithm for it. We then use strong duality to draw the connection to smooth calibration.

Lemma 7.10. *For any distribution $\Gamma \in \Delta^\varepsilon$, we can compute $W_1(\Gamma, \text{cal}^\varepsilon)$ in time $\text{poly}(1/\varepsilon)$.*

Proof. We will show that $W_1(\Gamma, \text{cal}^\varepsilon)$ can be computed exactly by solving a small linear program. Let $\Lambda \in \text{cal}^\varepsilon$ be the distribution that minimizes $W_1(\Gamma, \Lambda)$. Then for $b \in \{0, 1\}$, $\Pr_{\Lambda_0}[y = b] = \Pr_\Gamma[y = b]$, since otherwise $W_1(\Gamma, \Lambda) = \infty$.

Finding the closest distribution in Wasserstein distance can be framed as a flow problem. Let us consider a graph G with vertex set V^ε , and edges connecting pairs of consecutive points, so that $\alpha \in V^\varepsilon$ is connected with $\alpha + \varepsilon$ and $\alpha - \varepsilon$. We wish to find two flows h_b on the graph G for $b \in \{0, 1\}$, where h_b sends $\Gamma(\cdot, b)$ to $\Lambda(\cdot, b)$. For $v \in V^\varepsilon$, $b \in \{0, 1\}$ let $h_b(v)$ denote the amount of flow going from vertex α to $\alpha + \varepsilon$ (a negative value indicated flow in the opposite direction). The following set of linear constraints guarantees consistency of the flows

$$\Gamma(v, b) + h_b(v - \varepsilon) - h_b(v) = \Lambda(v, b) \quad \forall v \in V^\varepsilon, b \in \{0, 1\}.$$

while the set of linear constraints on q is given by Equation (17). In addition, we also need the constraints that Λ is a probability distribution. We add the inequalities $\Lambda(v, b) \geq 0$. The constraint that these probabilities sum to 1 holds because by flow conservation, the marginal distribution of y stays unchanged. Finally, the total cost of this transport is equal to $\sum_{b,v} \varepsilon |h_b(v)|$. Therefore, the $W_1(\Gamma, \text{cal}^\varepsilon)$ can be computed by the following LP.

$$\begin{aligned} \min \quad & \sum_{b,v} \varepsilon |h_b(v)| & (18) \\ \text{s.t.} \quad & \Lambda(v, b) + h_b(v) - h_b(v + \varepsilon) = \Gamma_b(v) \quad \forall v \in V^\varepsilon, b \in \{0, 1\} & (r_b(v)) \\ & (1 - v)\Lambda(v, 1) - v\Lambda(v, 0) = 0 \quad \forall v \in V^\varepsilon & (s(v)) \\ & \Lambda(v, b) \geq 0 \quad \forall v, b. \end{aligned}$$

The number of variables and constraints are $O(1/\varepsilon)$. Since linear programs can be solved efficiently, we have proven the claim. \square

We now draw the connection to smooth calibration error by considering the dual of this LP.

Lemma 7.11. *There is a 1-Lipschitz bounded function $w : [0, 1] \rightarrow [-1, 1]$, such that*

$$\mathbb{E}_{(v,y) \sim \Gamma} [(y - v)w(v)] \geq \frac{1}{5} W_1(\Gamma, \text{cal} \cap \Delta^\varepsilon).$$

Proof. We consider the dual program to the Program given in Equation (18):

$$\begin{aligned} \max \quad & \sum_{v,b} r_b(v) \Gamma(v, b) \\ \text{s.t.} \quad & |r_b(v) - r_b(v - \varepsilon)| \leq \varepsilon & (h_b(v)) \\ & -r_0(v) - v s(v) \geq 0 & (\Lambda(v, 0)) \\ & -r_1(v) + (1 - v) s(v) \geq 0 & (\Lambda(v, 1)) \end{aligned}$$

We can combine the dual inequalities corresponding to variables $\Lambda(v, 0)$ and $\Lambda(v, 1)$ and eliminate $s(v)$. For a given v , the two inequalities are equivalent to

$$-(1-v)r_0(v) \geq (1-v)vs(v) \geq vr_1(v).$$

Since $s(v)$ is otherwise unrestricted in this linear program, this is equivalent to saying that

$$-(1-v)r_0(v) \geq vr_1(v).$$

Therefore, the dual linear program is equivalent to the following one.

$$\begin{aligned} & \max \sum_{b,v} r_b(v)\Gamma(v, b) \\ & \text{s.t. } |r_b(v) - r_b(v - \varepsilon)| \leq \varepsilon \\ & \quad r_0(v)(1-v) + r_1(v)v \leq 0 \end{aligned}$$

The condition $|r_b(\alpha) - r_b(\alpha - \varepsilon)| \leq \varepsilon$ is just saying that r_b are Lipschitz functions on V^ε . Denote the set of such functions by L_1 . We can rewrite the objective value as:

$$\sum_{b,v} r_b(v)\Gamma(v, b) = \mathbb{E}_\Gamma[(yr_1(v) + (1-y)r_0(v))] = \mathbb{E}_\Gamma[r_0(v) + yw(v)]$$

where $w(v) = r_1(v) - r_0(v)$ is 2-Lipschitz. Writing $r_1(v) = w(v) + r_0(v)$, our linear program is equivalent to

$$\max_{\Gamma} \mathbb{E}[r_0(v) + yw(v)] \tag{19}$$

$$\begin{aligned} & \text{s.t. } r_0, w + r_0 \in L_1 \\ & \quad r_0(v) + w(v)v \leq 0 \end{aligned} \tag{20}$$

since we have seen that requiring functions to belong to L_1 is a linear constraint. By strong duality we can find r_0, w as above, satisfying $\mathbb{E}_\Gamma[r_0(v) + yw(v)] = W_1(\Gamma, \text{cal}^\varepsilon)$. Since $r_0(v) \leq -w(v)v$ pointwise by Equation (20), we get

$$W_1(\Gamma, \text{cal}^\varepsilon) = \mathbb{E}_\Gamma[r_0(v) + yw(v)] \leq \mathbb{E}_\Gamma[(y-v)w(v)].$$

What remains to be proven is that w is bounded.

Claim 7.12. *There is an optimal solution to the LP (19), satisfying $\forall \alpha, |w(\alpha)| \leq 5$.*

We defer the routine proof of this claim to appendix B.3. Hence w is 2-Lipschitz and has values in the interval $[-5, 5]$. Therefore $w' := w/5$ is 1-Lipschitz and bounded by $[\pm 1]$, and finally

$$\mathbb{E}_\Gamma[(y-v)w'(v)] \geq \frac{1}{5}W_1(\Gamma, \text{cal}^\varepsilon). \quad \square$$

Given Lemma 7.11 we can finish the proof of Theorem 7.3 and Corollary 7.4 by appealing to the discretization lemmas (Lemma 7.8 and Lemma 7.9). The proofs are presented in Appendix B.3

We conclude with an efficient algorithm for smooth calibration error. The generalization bound to accompany it will be proved in Corollary 9.9 in Section 9.

Theorem 7.13. For the empirical distribution Γ over a sample $S = ((v_1, y_1), \dots, (v_n, y_n))$ we can calculate

$$\text{smCE}(\Gamma) := \sup_{w \in L} \frac{1}{n} \sum_i (y_i - v_i) w(v_i)$$

in time $\text{poly}(n)$.

Proof. For a sample S , the supremum above can be computed using the following linear maximization problem in variables z_i (that are intended to be equal to $w(v_i)$).

$$\begin{aligned} & \max \frac{1}{n} \sum_i (y_i - v_i) z_i \\ & \text{s.t.} \\ & -1 \leq z_i \leq 1 \quad \forall i \\ & |z_i - z_j| \leq |v_i - v_j| \quad \forall i, j. \end{aligned}$$

Indeed, on one hand any Lipschitz function w yields a feasible solution to this linear program, by setting $z_i := w(v_i)$. On the other hand, for any feasible solution to this program, we can find a 1-Lipschitz function w satisfying $w(v_i) = z_i$ for all i , using a piecewise linear extension. \square

8 Kernel Calibration Error

We now consider kernel calibration (kCE^K), which is a special case of weighted calibration (Definition 7.1) where the family of weight functions lies in a Reproducing Kernel Hilbert Space \mathcal{H} . This notion was previously defined in [KSJ18] (called “MMCE”), motivated as a differentiable proxy for ECE.

We advance the theory of kernel calibration in several ways. First, we show that the kernel calibration error for the *Laplace* kernel is in fact a consistent calibration measure. This provides strong theoretical justification for measuring kernel calibration, and also gives a reason to use the *Laplace* kernel specifically, among other choices of kernel. Indeed, we complement the Laplace kernel with a negative result: using the Gaussian kernel does not yield a consistent calibration measure.

Finally, as a curiosity, we observe that the techniques of [RR07] yield an alternate estimator for Laplace kernel calibration error, which bears similarity to the randomized-binning estimator of interval calibration error.

8.1 Preliminaries

We consider a *Reproducing Kernel Hilbert Space* of functions on a real line \mathbb{R} , i.e. a Hilbert space \mathcal{H} of functions $h : \mathbb{R} \rightarrow \mathbb{R}$, with the associated norm $\|\cdot\|_{\mathcal{H}}$. This space is equipped with the feature map $\phi : \mathbb{R} \rightarrow \mathcal{H}$, satisfying $\langle h, \phi(v) \rangle_{\mathcal{H}} = h(v)$. The associated kernel $K : \mathbb{R} \times \mathbb{R} \rightarrow \mathbb{R}$ is now defined as $K(u, v) = \langle \phi(u), \phi(v) \rangle_{\mathcal{H}}$.

Definition 8.1 (Kernel Calibration Error [KSJ18]). Given a RKHS \mathcal{H} with the norm $\|\cdot\|_{\mathcal{H}}$, we can consider a class of functions bounded by 1 with respect to this norm $B_{\mathcal{H}} := \{h \in \mathcal{H} : \|h\|_{\mathcal{H}} \leq 1\}$, and we can study the associated weighted calibration error $\text{wCE}^{B_{\mathcal{H}}}$ (as in Definition 7.1).

The kernel calibration error of a distribution Γ over $[0, 1] \times \{0, 1\}$ associated with the kernel K is defined as weighted calibration error with respect to the family of weight functions $B_{\mathcal{H}}$

$$\text{kCE}^K(\Gamma) := \text{wCE}^{B_{\mathcal{H}}}(\Gamma). \quad (21)$$

Accordingly, for a distribution \mathcal{D} and a predictor f , we define $\text{kCE}^{K, \mathcal{D}}(f) := \text{kCE}_K(\mathcal{D}_f)$.

The following results are standard, from [KSJ18]. First, kCE_K can be written as the K -norm of a certain function, without explicitly maximizing over weight functions $h \in \mathcal{H}$.

Lemma 8.2 ([KSJ18]). *For any kernel K and the associated RKHS \mathcal{H} , and any distribution Γ over $[0, 1] \times \{0, 1\}$,*

$$\text{kCE}^K(\Gamma) = \left\| \mathbb{E}_{(v,y) \sim \Gamma} [(y-v)\phi(v)] \right\|_{\mathcal{H}}.$$

We reproduce the proof of this for completeness in Appendix B.4. This expression can be efficiently evaluated for an empirical distribution on a samples $S = \{(y_1, v_1), \dots, (y_k, v_k)\}$.

Claim 8.3 ([KSJ18]). *Let Γ be the empirical distribution over a given sample $\{(v_1, y_1), \dots, (v_n, y_n)\}$. We can compute $\text{kCE}^K(\Gamma)$ in time $\mathcal{O}(n^2)$ using $\mathcal{O}(n^2)$ evaluations of the kernel function:*

$$\text{kCE}^K(\Gamma)^2 = \frac{1}{n^2} \sum_{i,j} (y_i - v_i)(y_j - v_j)K(v_i, v_j). \quad (22)$$

In Section 9 we discuss the convergence of the kernel calibration error for the empirical distribution over the sample, to the kernel calibration error of the entire distribution – this convergence, together with Claim 8.3 gives an efficient way to estimate the kernel calibration error of a given predictor from a bounded number of samples from the underlying distribution.

The Laplace Kernel. We recall standard facts about the Laplace kernel $K_{Lap}(u, v) := \exp(-|u - v|)$, and its associated RKHS. It turns out that the norm induced by functions in the associated RKHS has simple explicit expression – the corresponding space is a Sobolev space.

Fact 8.4 ([BTA11]). *For the Laplace kernel $K_{Lap}(u, v) = \exp(-|u - v|)$, we have associated RKHS $\mathcal{H}_{Lap} = \{h : \mathbb{R} \rightarrow \mathbb{R} : \int \hat{h}(\omega)^2(1 + \omega^2) d\omega < \infty\}$, where \hat{h} denotes the Fourier transform of h . The associated inner product is given by*

$$\langle h_1, h_2 \rangle_{K_{Lap}} = \int_{-\infty}^{\infty} \hat{h}_1(\omega)\hat{h}_2(\omega)(1 + \omega^2) d\omega,$$

in particular, for function $h : \mathbb{R} \rightarrow \mathbb{R}$,

$$\|h\|_{K_{Lap}}^2 = \int_{-\infty}^{\infty} \hat{h}(\omega)^2(1 + \omega^2) d\omega = \|h\|_2^2 + \|h'\|_2^2.$$

8.2 Laplace Kernel Calibration Error is a Consistent Calibration Measure

We now ask whether there is a kernel K for which kCE_K is a consistent calibration measure. The main result in this section is to show that this is the case for the *Laplace* kernel. Specifically, we prove that:

Theorem 8.5. *The Laplace kernel error satisfies the following inequalities*

$$\frac{1}{3} \text{smCE}(\Gamma) \leq \text{kCE}^{\text{Lap}}(\Gamma) \leq \sqrt{\text{dCE}(\Gamma)}.$$

By corollary 6.4 it follows that kCE^{Lap} is a $(1, 1/4)$ consistent calibration measure. Interestingly, the choice of kernel is crucial: we show that for the Gaussian kernel, the resulting measure does not satisfy robust soundness anymore. Specifically in Appendix C, we prove the following theorem.

Theorem 8.6. *For every ε , there is a distribution Γ_ε over $[0, 1] \times \{0, 1\}$, such that $\text{smCE}(\Gamma_\varepsilon) \geq \Omega(\varepsilon^{\mathcal{O}(1)})$, and $\text{kCE}^{\text{Gauss}}(\Gamma_\varepsilon) \leq \mathcal{O}(\exp(-1/\varepsilon))$.*

We will start by proving continuity of Laplace kernel calibration error. This following lemma is strengthening of the upper bound in theorem 8.5.

Lemma 8.7. *Let Π be a distribution over $[0, 1] \times [0, 1] \times \{0, 1\}$. For $(u, v, y) \sim \Pi$, let Γ_1 be the distribution of (u, y) and Γ_2 be the distribution of (v, y) . Assume $\mathbb{E}|u - v| \leq \varepsilon$. Then*

$$|\text{kCE}^{\text{Lap}}(\Gamma_1) - \text{kCE}^{\text{Lap}}(\Gamma_2)| \leq 2\sqrt{2\varepsilon}.$$

Proof. Using Lemma 8.2 and a triangle inequality, we need to show that

$$\|\mathbb{E}[(y - u)\phi(u) - (y - v)\phi(v)]\|_{\mathcal{H}} \leq \mathcal{O}(\sqrt{\varepsilon}).$$

By convexity of a norm, we have

$$\|\mathbb{E}[(y - u)\phi(u) - (y - v)\phi(v)]\|_{\mathcal{H}} \leq \mathbb{E}\|u\phi(u) - v\phi(v)\| + \mathbb{E}\|\phi(u) - \phi(v)\|_{\mathcal{H}}.$$

We will bound both of those terms separately. By Jensen inequality, we have

$$\mathbb{E}\|\phi(u) - \phi(v)\|_{\mathcal{H}}^2 \leq \sqrt{\mathbb{E}\|\phi(u) - \phi(v)\|_{\mathcal{H}}^2},$$

and similarly for $\|u\phi(u) - v\phi(v)\|_{\mathcal{H}}$. Now

$$\mathbb{E}\|\phi(u) - \phi(v)\|_{\mathcal{H}}^2 = 2 - \mathbb{E}2K(u, v) = 2 - \mathbb{E}2\exp(-|u - v|) \leq 2\varepsilon,$$

where the inequality follows from $\exp(-x) \geq 1 - x$. Similarly,

$$\mathbb{E}\|u\phi(u) - v\phi(v)\|_{\mathcal{H}}^2 = u^2 + v^2 - 2uv\mathbb{E}K(u, v) \leq u^2 + v^2 - 2uv(1 - \varepsilon) \leq 2\varepsilon.$$

Adding those two together, we get the final bound

$$\|\mathbb{E}(y - u)\phi(u) - (y - v)\phi(v)\|_{\mathcal{H}} \leq 2\sqrt{2\varepsilon}.$$

□

Lemma 8.8. *Let B_{Lap} be a set of functions $w : \mathbb{R} \rightarrow \mathbb{R}$ bounded by one with respect to the norm induced by the Laplace kernel $\exp(-|u - v|)$ on the associated RKHS. Then for any 1-Lipschitz function $w : [0, 1] \rightarrow [-1, 1]$ and any ε , there is $\|\tilde{w}_\varepsilon\|_{\mathcal{H}_{\text{Lap}}} \leq 3$, such that $|w - \tilde{w}_\varepsilon| < \varepsilon$ for all $x \in [0, 1]$.*

Proof. For a 1-Lipschitz function $w : [0, 1] \rightarrow [-1, 1]$, we will first construct the 1-Lipschitz extension of w , say $\tilde{w} : \mathbb{R} \rightarrow [-1, 1]$, by taking

$$\tilde{w}(t) = \begin{cases} 0 & \text{for } w \leq -1 \\ w(0)(1+t) & \text{for } w \in [-1, 0] \\ w(t) & \text{for } w \in [0, 1] \\ w(1)(-t+2) & \text{for } w \in [1, 2] \\ 0 & \text{otherwise.} \end{cases}$$

It is standard fact that by taking a convolution of $\tilde{w}_\varepsilon := \tilde{w} * g_\varepsilon$, where g_ε is a smooth non-negative function, supported on $[-\varepsilon, \varepsilon]$ with $\int_{\mathbb{R}} g_\varepsilon = 1$, then \tilde{w}_ε will satisfy the following conditions [hss14].

1. $\forall v, |\tilde{w}(v) - \tilde{w}_\varepsilon(v)| \leq \varepsilon$,
2. $\text{supp}(\tilde{w}_\varepsilon) \subset [-1 - \varepsilon, 2 + \varepsilon]$,
3. \tilde{w}_ε is smooth, and moreover $\forall v, |w'(v)| \leq 1$.

Combining properties those, we get

$$\|\tilde{w}_\varepsilon\|_{\mathcal{H}_{Lap}}^2 = \|f\|_2^2 + \|f'\|_2^2 \leq (3 + \varepsilon)(1 + \varepsilon)^2 + (3 + \varepsilon) \leq 7.$$

□

We are now ready to prove Theorem 8.5

Proof of Theorem 8.5. By Lemma 8.8, we have $\text{smCE}(\Gamma) \leq \text{kCE}^{\text{Lap}}(\Gamma)$. Indeed, let us take a Lipschitz weight function w , such that $\text{smCE}(\Gamma) = \mathbb{E}_{(v,y) \sim \Gamma}(y - v)w(v)$. Now we can take $\tilde{w} \in 3B_{Lap}$ as in Lemma 8.8, such that $\mathbb{E}(y - v)\tilde{w}(v) \geq \text{smCE}(\Gamma) - \varepsilon$, and therefore $\text{kCE}^{\text{Lap}}(\Gamma) \geq \frac{1}{3}(\text{smCE}(\Gamma) - \varepsilon)$. Taking $\varepsilon \rightarrow 0$ proves the desired fact.

The other inequality $\text{kCE}^{\text{Lap}}(\Gamma) \leq \text{dCE}(\Gamma)^{1/2}$ follows directly from Lemma 8.7: by definition of dCE we can find distribution $\Pi \in \text{ext}(\Gamma)$ of (u, v, y) s.t. (v, y) is distributed according to Γ , and the distribution Γ' of (u, y) is perfectly calibrated, and $\mathbb{E}|u - v| = \text{dCE}(\Gamma)$. Now

$$\text{kCE}_{Lap}(\Gamma) \leq \text{kCE}_{Lap}(\Gamma') + \mathcal{O}(\sqrt{\text{dCE}(\Gamma')}) = \mathcal{O}(\sqrt{\text{dCE}(\Gamma')}).$$

□

8.3 Alternate Estimation Algorithms

Computing the exact kernel calibration error from n samples requires $\mathcal{O}(n^2)$ time, by the computation in Claim 8.3. However, we can approximate this quantity efficiently, by simply sub-sampling terms independently from the n^2 terms in Equation (22). By standard arguments, sub-sampling $\mathcal{O}(\varepsilon^{-2} \log(\delta^{-1}))$ terms yields an estimator accurate within $\pm\varepsilon$, with probability $1 - \delta$.

In this section we will describe two alternate algorithms for estimating Laplace kernel calibration specifically. These algorithms do not improve over the naive sub-sampling estimator in worst-case guarantees, and are not algorithmically novel— the algorithms are corollaries of [RR07]. Nevertheless, we include them to highlight an intriguing connection: one of these algorithms involves a randomized binning-like estimator, which is suggestive of (though not formally equivalent to) our notion of intCE . We consider it somewhat surprising that the formal connection between intCE and kCE extends to an *algorithmic* similarity between their respective estimators.

We present the algorithms as constructing an unbiased and bounded estimator for the following quantity.

Algorithm 1 Random Fourier features algorithm for Laplace kernel calibration error estimation

```

1: function LAPLACEFOURIERESTIMATE( $(v_1, y_1), \dots, (v_n, y_n)$ )
2:    $\omega \leftarrow \text{Cauchy}(1)$ 
3:    $R \leftarrow \sum_j (v_j - y_j) \exp(-i\omega v_j)$ 
4:   return  $\frac{|R|^2}{k^2}$ 
5: end function

```

Definition 8.9 (Empirical Kernel Calibration Error). For a sample $S = ((v_1, y_1), (v_2, y_2), \dots, (v_k, y_k))$ we define the empirical kernel calibration error as

$$\widehat{\text{kCE}}^K(S)^2 = \frac{1}{k^2} \sum_{i,j} (y_i - v_i)(y_j - v_j)K(v_i, v_j).$$

In the abstract, Rahimi-Recht provides an efficient way of finding a low-rank approximation of the Kernel matrix $M \in \mathbb{R}^{k \times k}$ given by $M_{ij} = K(v_i, v_j)$. Specifically, a version of the Claim 1 in their paper can be stated as follows.

Theorem 8.10. [RR07] Let $v_1, \dots, v_k \in [0, 1]$, and let us consider the Kernel matrix $M \in \mathbb{R}^{k \times k}$, $M_{i,j} = K(v_i, v_j)$ where $K(u, v) = K(|u - v|)$ is a shift invariant positive definite kernel. There is a random $z \in \mathbb{C}^n$, such that if we take $\tilde{M} := zz^* \in \mathbb{C}^{n \times n}$, then $\mathbb{E}[\tilde{M}] = M$, and moreover $\|z\|_\infty \leq 1$.

For the specific case of the Laplace kernel, the random vector $u \in \mathbb{C}^n$ guaranteed by Theorem 8.10 can be sampled as follows. The proof of Claim 8.11 is standard, and included for completeness in Appendix B.4.

Claim 8.11. For any sequence of points $v_1, v_2, \dots, v_k \in \mathbb{R}$, if we chose $\omega \sim \text{Cauchy}(1)$, and a vector $z \in \mathbb{C}^n$ given by $z_j := \exp(-i\omega v_j)$, then $\|z\|_\infty \leq 1$ and $\mathbb{E}[zz^*] = M \in \mathbb{R}^{k \times k}$, where $M_{i,j} = \exp(-|v_i - v_j|)$.

Remark 8.12. Rahimi-Recht [RR07] actually prove a significantly stronger version of Theorem 8.10, showing that under certain additional conditions on the kernel K the average of independent rank one matrices $M' := \frac{1}{s} \sum_i \tilde{M}_i$ as above uniformly converges to M . That is, for $s = \mathcal{O}(\varepsilon^{-2} \log(\delta^{-1}))$, with probability $1 - \delta$ they provide a bound $\forall i, j |M_{ij} - M'_{ij}| \leq \varepsilon$. These additional conditions are not satisfied by the Laplace kernel, but we will not need this stronger, uniform bound.

With Theorem 8.10 we can find in linear time an unbiased and bounded estimate of the quantity $\widehat{\text{kCE}}(S)^2$. Indeed, we have

$$\widehat{\text{kCE}}(S)^2 = \frac{1}{k^2} \sum_{i,j} (y_i - v_i)(y_j - v_j)K(v_i, v_j) = \frac{1}{k^2} r^T M r$$

where $r_i := (v_i - y_i)$ and M is the kernel matrix defined above. Now, on one hand for a random vector z as in Theorem 8.10 we have

$$\frac{1}{k^2} \mathbb{E}[r^T zz^* r] = \frac{1}{n^2} r^T (\mathbb{E}[zz^*]) r = \frac{r^T M r}{k^2} = \widehat{\text{kCE}}(S)^2.$$

On the other hand

$$\frac{r^T zz^* R}{k^2} = \frac{|\langle z, r \rangle|^2}{k^2} \leq 1,$$

since both z and r have entries bounded by 1. Therefore the quantity $\frac{|\langle z, r \rangle|^2}{n^2}$ is an unbiased and bounded by one estimate of $\widehat{\text{kCE}}(S)^2$.

Algorithm 2 Binning algorithm for Laplace kernel calibration error estimation

```
1: function LAPLACEBINNINGESTIMATE( $(v_1, y_1), \dots, (v_k, y_k)$ )
2:    $\delta \leftarrow \text{Gamma}(k = 2, \theta = 1)$ 
3:    $\tau \leftarrow \text{Unif}(0, \delta)$ 
4:    $B[0, \dots, \lfloor 1/\delta \rfloor + 2] \leftarrow 0$ 
5:   for  $i \leftarrow 1$  to  $k$  do
6:      $t \leftarrow \lfloor \frac{v_i + \tau}{\delta} \rfloor$ 
7:      $B[t] \leftarrow B[t] + (v_i - y_i)$ 
8:   end for
9:   return  $\sum_i B[i]^2$ 
10: end function
```

Algorithm 1 describes an implementation of the above estimator for the Laplace kernel, which runs in linear time. The argument described above (directly applying the results of [RR07]) yields the following guarantee.

Theorem 8.13. *The algorithm LAPLACEFOURIERESTIMATE provides an unbiased and bounded by 1 estimate for $\widehat{\text{kCE}}(S)^2$ and runs on n samples in time $\mathcal{O}(n)$.*

If we want to translate this unbiased estimator into a confidence interval, it is enough to run LAPLACEFOURIERESTIMATE independently $\mathcal{O}(\varepsilon^{-2} \log \delta^{-1})$ times, and average the results, to get an estimate of $\widehat{\text{kCE}}_{\text{Lap}}(S)^2$ that is accurate within $\pm\varepsilon$ with probability $1 - \delta$, via standard Chernoff bound arguments.

Interestingly, Claim 2 in the same Rahimi-Recht work [RR07] authors provide a different randomized low-rank approximation to the kernel matrix M , the *Random Binning Features* algorithm. It is insightful to write down explicitly our kernel calibration estimator with this different low-rank approximation. As it turns out, by unrolling the abstraction, we can uncover a new and “natural” unbiased and bounded estimate of $\widehat{\text{kCE}}(S)^2$, described in Algorithm 2. The final algorithm is similar in spirit to the binning algorithms estimating intCE (see Section 6), but here we are using both random bin size (from a carefully chosen distribution) and random shifts.

The following theorem is essentially implicit in [RR07] and follows directly from their proof method. Since this exact statement is not present in their paper, we repeat the proof in Appendix B.4.

Theorem 8.14. *The algorithm LAPLACEBINNINGESTIMATE provides an unbiased and bounded by 1 estimate for $\widehat{\text{kCE}}(S)^2$ and runs on n samples in time $\mathcal{O}(n)$.*

8.4 A Practical Note

For practitioners measuring Laplace kernel calibration, we emphasize that while it requires $\mathcal{O}(n^2)$ time to compute *exactly* from n samples, it can be computed *approximately* much more efficiently. Specifically, for a sample of prediction-label pairs $S = ((v_1, y_1), (v_2, y_2), \dots, (v_k, y_k))$, the exact kernel error computation is given by Equation (22), reproduced below for the Laplace kernel:

$$\text{kCE}^{\text{Lap}}(\Gamma)^2 = \frac{1}{n^2} \sum_{i,j} (y_i - v_i)(y_j - v_j) \exp(-|v_i - v_j|) \quad (23)$$

This is an average of n^2 terms. To approximate this, we can instead average M of these terms, chosen independently at random with replacement. This will yield an estimate of $(\text{kCE}_K)^2$ accurate to within

$\pm\tilde{\mathcal{O}}(1/\sqrt{M})$. For example, a reasonable setting of parameters is $M = 10n$, which yields a linear-time estimator that is accurate to within $\pm\tilde{\mathcal{O}}(1/\sqrt{n})$. Note, finally, that the above computation computes the *square* of the kernel calibration error kCE .

9 Generalization bounds for complexity measures

In this subsection we prove bounds on the number of samples from the distribution Γ that can be used in order to estimate the $\text{wCE}_W(\Gamma)$ in terms of the *Rademacher complexity* of a function class W . Using known bounds on the Rademacher complexity of the class of all 1-Lipschitz functions, we prove that $\text{smCE}(f)$ can be efficiently estimated using $\mathcal{O}(\varepsilon^{-2} \log \delta^{-1})$ samples, in polynomial time. Together with known bounds on the Rademacher complexity of a unit balls in RKHS associated with the kernel K , we also give an alternative prove of the result in [KSJ18] that the kCE can be estimated efficiently up to an error ε using $\mathcal{O}(\varepsilon^{-2} \log \delta^{-1})$ samples.

Definition 9.1 (Empirical weighted calibration error). *For a sample $S = \{(v_1, y_1), \dots, (v_k, y_k)\} \subset [0, 1] \times \{0, 1\}$ we define the empirical weighted calibration error of S with respect to the family W as*

$$\widehat{\text{wCE}}^W(S) := \sup_{w \in W} \frac{1}{k} \sum_i (y_i - v_i) w(v_i).$$

Note that this definition coincides with wCE applied to the empirical distribution over the sample S .

We will show that for function classes with small Rademacher complexity, the empirical weighted calibration error is with high probability close to the weighted calibration error.

Let us first briefly reintroduce the relevant notions in the theory of Rademacher complexity. We refer interested reader to [MRT18] for more detailed exposition.

Definition 9.2 (Rademacher complexity). *For a set $A \subset \mathbb{R}^k$ we define its Rademacher complexity $\mathcal{R}(A)$ as*

$$\mathcal{R}(A) := \mathbb{E}_{\sigma} \left[\sup_{a \in A} \sum_{i=1}^n \sigma_i a_i \right],$$

where the expectation is taken over $\sigma_i \sim \{\pm 1\}$ independent Rademacher random variables.

For a function class \mathcal{F} from $\mathcal{X} \rightarrow \mathbb{R}$ we define the Rademacher complexity of \mathcal{F} with respect to the sample $S \in \mathcal{X}^n$, $S = (s_1, s_2, \dots, s_n)$ as

$$\mathcal{R}_S(\mathcal{F}) := \mathcal{R}(\{(f(s_1), f(s_2), \dots, f(s_n)) : f \in \mathcal{F}\}).$$

Finally, for a function class \mathcal{F} and a distribution \mathcal{D} over \mathcal{X} we define the Rademacher complexity of the function class \mathcal{F} with respect to distribution \mathcal{D} with sample size n as

$$\mathcal{R}_{\mathcal{D},n}(\mathcal{F}) = \mathbb{E}_{S \sim \mathcal{D}^n} \mathcal{R}_S(\mathcal{F}).$$

In what follows we will skip the subscript \mathcal{D} to simplify the notation.

The main application of the notion of Rademacher complexity is the following bound on the *generalization error* – this theorem will be crucial in our proof that for function classes W with small Rademacher complexity, we can estimate $\text{wCE}_W(\Gamma)$ using small number of samples.

Theorem 9.3. [MRT18] For a random sample $S \sim \mathcal{D}^n$, with probability at least $1 - \delta$ we have

$$\sup_{w \in W} \left| \mathbb{E}_{x \sim \mathcal{D}} w(x) - \frac{1}{n} \sum_i w(s_i) \right| \leq \mathcal{R}_{\mathcal{D},n}(W) + \mathcal{O} \left(\sqrt{\frac{\log \delta^{-1}}{n}} \right).$$

We need also the following technical statement about Rademacher complexity.

Theorem 9.4 ([MZ03]).] Let $T : \mathbb{R}^n \rightarrow \mathbb{R}^n$ be a contraction (i.e. $\|T(x) - T(y)\|_2 \leq \|x - y\|_2$ for all $x, y \in \mathbb{R}^n$). Then

$$\mathcal{R}(T(A)) \leq \mathcal{R}(A).$$

With these results in hand we will prove the followin theorem.

Theorem 9.5. Let W be a family of functions from $[0, 1] \rightarrow \mathbb{R}$ with bounded Rademacher complexity. Let Γ be a distribution over $[0, 1] \times \{0, 1\}$. Then with probability $1 - \delta$ over a random sample $S \sim \Gamma^n$, we have

$$|\text{wCE}^W(\Gamma) - \widehat{\text{wCE}}^W(S)| \leq \mathcal{R}_n(W) + \mathcal{O} \left(\sqrt{\frac{\log \delta^{-1}}{n}} \right),$$

where the Rademacher complexity $\mathcal{R}_n(W)$ is with respect to the marginal distribution of v , with $(v, y) \sim \Gamma$.

In particular if $\mathcal{R}_n(W) \leq \sqrt{n^{-1}R_0}$, it is possible to estimate $\text{wCE}(\Gamma)$ up to additive error ε with probability $1 - \delta$, using $\mathcal{O}(\varepsilon^{-2}(R_0 + \log \delta^{-1}))$ samples.

This theorem follows almost immediately from the standard generalizations bounds using Rademacher complexity (Theorem 9.3), the only minor technical step is showing that if family of functions W has small Rademacher complexity, the same is true for a family \hat{W} of functions of form $\hat{w}(v, y) := w(v)(y - v)$, used in the definition of wCE .

Lemma 9.6. Let W be a family of functions from $[0, 1]$ to \mathbb{R} , and let \hat{W} be a family of functions $[0, 1] \times \{0, 1\} \rightarrow \mathbb{R}$, consisting of functions $\hat{w}(v, y) = w(v)(y - v)$ for each $w \in W$.

Then for a distribution Γ over $[0, 1] \times \{0, 1\}$, such that the marginal distribution of the projection onto the first coordinate is Γ_1 , we have

$$\mathcal{R}_{\Gamma,n}(\hat{W}) \leq \mathcal{R}_{\Gamma_1,n}(W). \quad (24)$$

Proof. It is enough to prove the corresponding inequality for a fixed sample $S = \{(v_1, y_1), \dots, (v_n, y_n)\}$. We wish to show that

$$\sup_w \mathbb{E}_{\sigma} \sum_i \sigma_i (v_i - y_i) w(v_i) \leq \sup_w \mathbb{E}_{\sigma} \sum_i \sigma_i w(v_i). \quad (25)$$

Indeed, since the sample S is fixed, we can consider a set $A \subset \mathbb{R}^n$ given by $A = \{(w(v_1), \dots, w(v_n)) : w \in W\}$, and note that a map $T : \mathbb{R}^n \rightarrow \mathbb{R}^n$ which maps a vector $(w_1, \dots, w_n) \mapsto ((v_1 - y_1)w_1, \dots, (v_n - y_n)w_n)$ is a linear contraction (i.e. for any w, w' $\|T(w) - T(w')\| \leq \|w - w'\|$), since $\forall_i |v_i - y_i| \leq 1$.

By Theorem 9.4, the Rademacher complexity of any set A does not increase under contraction, i.e. $\mathcal{R}(T(A)) \leq \mathcal{R}(A)$, which, by definition of $\mathcal{R}(A)$, T and A is exactly (25). \square

With this lemma in hand the proof of Theorem 9.5 follows directly from the generalization bound (Theorem 9.3)

Proof of Theorem 9.5. Applying Theorem 9.3, to the family \hat{W} defined in Lemma 9.6, we see that

$$|\text{wCE}_W(f) - \widehat{\text{wCE}}_W(S)| = \sup_{\hat{w}} \left| \frac{1}{n} \sum \hat{w}(v_i, y_i) - \mathbb{E} \hat{w}(v, y) \right| \leq \mathcal{R}_n(\hat{W}) + \mathcal{O}\left(\sqrt{\frac{\log \delta^{-1}}{n}}\right),$$

since by Lemma 9.6, we have $\mathcal{R}_n(\hat{W}) \leq \mathcal{R}_n(W)$, the statement of the theorem follows. \square

Finally, for classes of functions given by the unit ball in some RKHS associated with the kernel K , the Rademacher complexity has been explicitly bounded.

Theorem 9.7. [Men02] *Let $K : \mathbb{R} \times \mathbb{R} \rightarrow \mathbb{R}$ be a kernel associated with RKHS \mathcal{H} . Let $B_K = \{h : \|h\|_{\mathcal{H}} \leq 1\}$. Then for any distribution Γ , we have*

$$\mathcal{R}_n(B_K) \leq \mathcal{O}\left(\frac{B}{\sqrt{n}}\right) \text{ where } B = \sup_{v \in \mathbb{R}} \sqrt{K(v, v)}.$$

In particular this together with Theorem 9.5 implies the following bound on the number of samples needed to estimate the $\text{kCE}^K(\Gamma)$ for any kernel K with bounded $\sup \sqrt{K(v, v)} \leq B$ – this Theorem was already proven directly in [KSJ18], we provide an alternative proof by composing Theorem 9.5 and Theorem 9.7.

Theorem 9.8. *Let $K : \mathbb{R} \times \mathbb{R} \rightarrow \mathbb{R}$ be a kernel associated with RKHS \mathcal{H} . Let $B_K = \{h : \|h\|_{\mathcal{H}} \leq 1\}$. Then for any distribution Γ we can estimate the $\text{kCE}^K(\Gamma)$ with probability at least $1 - \delta$, with additive error at most ε using $n = \mathcal{O}((B^2 + \log(1/\delta))\varepsilon^{-2})$ samples.*

Since the class of 1-Lipschitz functions also has bounded Rademacher complexity, it follows that we can estimate $\text{smCE}(\Gamma)$ using $n = \mathcal{O}(\ln(1/\delta)/\varepsilon^2)$ samples in time $\text{poly}(n)$.

Corollary 9.9. *We can estimate $\text{smCE}(\Gamma)$ using $n = \mathcal{O}((\ln(1/\delta))/\varepsilon^2)$ samples from the distribution D_f in time $\text{poly}(n)$.*

Proof. The class of $[-1, 1]$ bounded 1-Lipschitz functions L_1 has bounded Rademacher complexity $\mathcal{R}_n(L_1) \leq \mathcal{O}(1/\sqrt{n})$ [AST04]. Therefore, by Theorem 9.5, with probability $1 - \delta$, for a random sample of size $n = C \log(1/\delta)/\varepsilon^2$, we have $\text{wCE}^{L_1}(\Gamma) = \widehat{\text{wCE}}^{L_1}(S) \pm \varepsilon$.

The claim about efficient computation follows from Theorem 7.13. \square

9.1 Sample complexity bounds for estimating $\underline{\text{dCE}}$

We will prove that using $\mathcal{O}(\varepsilon^{-2})$ samples from the distribution Γ , we can estimate $\underline{\text{dCE}}(\Gamma)$ up to an error ε with probability $2/3$. The efficient algorithm for estimating $\underline{\text{dCE}}$ of an empirical distribution on the sample was described in Section 7, here we will show that $\underline{\text{dCE}}(f)$ on the empirical distribution over a sample S drawn independently from distribution \mathcal{D}_f approximates the $\underline{\text{dCE}}$ of the distribution Γ .

Theorem 9.10. *Let $S = ((v_1, y_1), \dots, (v_n, y_n))$ be a sample drawn from Γ^n , where $n = \Omega(\varepsilon^{-2})$. Then with probability $2/3$ we have*

$$\underline{\text{dCE}}(S) = \underline{\text{dCE}}(\Gamma) \pm \varepsilon,$$

where $\underline{\text{dCE}}(S)$ is the $\underline{\text{dCE}}$ for the empirical distribution over the sample S .

In order to prove this, we will need to following lemma, proof of which we defer to Appendix B.5:

Lemma 9.11. Let Γ^1, Γ^2 be two distributions over $[0, 1] \times \{0, 1\}$, such that for both $i \in \{0, 1\}$, the conditional distribution of $(v|y = i)$ is the same for $(v, y) \sim \Gamma^1$ and $(v, y) \sim \Gamma^2$. If additionally we have $\mathbb{E}_{(v,y) \sim \Gamma^1} y = \mathbb{E}_{(v,y) \sim \Gamma^2} y \pm \varepsilon$, then $\underline{\text{dCE}}(\Gamma^1) \leq \underline{\text{dCE}}(\Gamma^2) + 2\varepsilon$.

The following is much easier consequence of the lemma above

Lemma 9.12. For two distributions Γ^1, Γ^2 over $[0, 1] \times \{0, 1\}$, let us denote $\lambda_i := \Pr_{\Gamma^2}(y = i)$. If the following conditions are satisfied,

1. $W_1((v|y = i)_{\Gamma^1}, (v|y = i)_{\Gamma^2}) \leq \frac{\varepsilon}{\sqrt{\lambda_i}}$ for $i \in \{0, 1\}$,
2. $|\Pr_{\Gamma^1}(y = 1) - \lambda_1| \leq \varepsilon$,

then we have

$$\underline{\text{dCE}}(\Gamma^1) = \underline{\text{dCE}}(\Gamma^2) \pm \mathcal{O}(\varepsilon).$$

Proof. Indeed, we can define intermediate distribution Γ^3 , such that conditional distributions agree with Γ^2 , and $\Pr_{\Gamma^3}(y = 1) = \lambda_1$.

We have

$$W_1(\Gamma^1, \Gamma^3) \leq \sum_{i \in \{0,1\}} \lambda_i W_1((v|y = i)_{\Gamma^1}, (v|y = i)_{\Gamma^2}) \leq \lambda_0 \frac{\varepsilon}{\sqrt{\lambda_0}} + \lambda_1 \frac{\varepsilon}{\sqrt{\lambda_1}} \leq 2\varepsilon,$$

therefore $\underline{\text{dCE}}(\Gamma^1) = \underline{\text{dCE}}(\Gamma^3) \pm 2\varepsilon$. The statement $\underline{\text{dCE}}(\Gamma^3) = \underline{\text{dCE}}(\Gamma^2) \pm 2\varepsilon$ follows directly from Lemma 9.11 \square

In order to proof that the conditions of the lemma above are indeed satisfied, where Γ^2 is an empirical distribution over a sample from Γ^1 , we will need to following concentration theorem.

Theorem 9.13 ([FG15]). Let μ be a distribution over $[0, 1]$. If we sample $n = \Omega(\varepsilon^{-2} \log \delta^{-1})$ points from the distribution $(x_1, x_2, \dots, x_n) \sim \mu^n$, then the empirical distribution $\hat{\mu}_S$ on the sample S satisfies

$$\Pr(W_1(\hat{\mu}_S, \mu) > \varepsilon) \leq \delta.$$

We are now ready to prove the following lemma.

Lemma 9.14. If we draw $n = \Omega(\varepsilon^{-2})$ samples from a distribution Γ^1 , and denote by Γ^2 the empirical distribution on the sample $S = ((v_1, y_1), \dots, (v_n, y_n))$, then with probability at least $2/3$ the pair of distributions (Γ^1, Γ^2) satisfies the conditions of Lemma 9.12.

Proof. First of all, except with probability $1/10$ we have $\Pr_{\Gamma^1}(y = 1) = \Pr_{\Gamma^2}(y = 1) \pm \varepsilon$ by the standard Chernoff bound argument.

If this is the case, for $i \in \{0, 1\}$ we get n_i independent samples from the conditional distribution $(v|y = i)_{\Gamma^1}$, where

$$n_i = \Pr_{\Gamma^2}(y = i)n = \Omega(\Pr_{\Gamma^2}(y = i))\varepsilon^{-2}.$$

Hence, by Theorem 9.13, we get for $i \in \{0, 1\}$

$$W((v|y = i)_{\Gamma^1}, (v|y = i)_{\Gamma^2}) \leq \frac{1}{\sqrt{\Pr_{\Gamma^2}(y = i)n}} \leq \frac{\varepsilon}{\sqrt{\Pr_{\Gamma^2}(y = i)}}. \quad \square$$

Proof of Theorem 9.10. Follows by composition of Lemma 9.12 and Lemma 9.14. \square

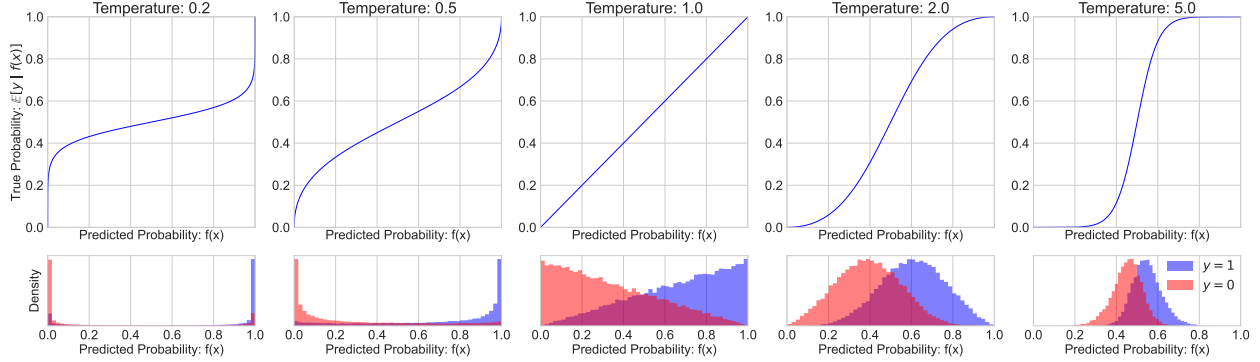


Figure 1: **Synthetic Dataset Family.** Reliability diagrams for the family of synthetic distributions \mathcal{D}_β , as the inverse-temperature β is varied. The center plot \mathcal{D}_1 , at unit temperature, is perfectly calibrated. Temperatures greater than 1 are underconfident, while temperatures less than 1 are overconfident. The bottom row shows density plots for the conditional distributions $p(f | y = 0)$ and $p(f | y = 1)$.

10 Experiments

We now conduct several experiments evaluating the calibration measures discussed in this work on synthetic datasets. The purpose of this is twofold: First, to explore how our measures behave (and compare to each other) on reasonable families of distributions, beyond our worst-case theoretical bounds. And second, to demonstrate that these measures can be computed efficiently, some even in linear time.

10.1 Synthetic Datasets

We consider evaluating calibration on the following family of distributions. Define the “baseline” distribution \mathcal{D}_1 as the following joint distribution $(f, y) \sim \mathcal{D}_1$:

$$\begin{aligned} f &\sim \text{Unif}[0, 1] \\ y &\sim \text{Bernoulli}(f) \end{aligned}$$

This is a perfectly calibrated distribution, where predictions f are uniform over $[0, 1]$. Now consider modifying the predicted outputs, by changing their “temperature.” Formally, for any inverse-temperature parameter $\beta = 1/T \in \mathbb{R}_{>0}$, define the distribution \mathcal{D}_β as:

$$\mathcal{D}_\beta := \left\{ \left(\frac{f^\beta}{f^\beta + (1-f)^\beta}, y \right) \right\}_{(f,y) \sim \mathcal{D}_1} \quad (26)$$

If the original predictions in \mathcal{D}_1 were the output of a softmax, the distribution \mathcal{D}_β corresponds exactly to changing the softmax temperature to $(1/\beta)$. For small temperatures, this pushes predictions towards the endpoints of the interval $[0, 1]$, yielding an overconfident classifier. And for large temperatures, this pushes predictions towards 0.5, yielding an underconfident classifier. This family of distributions $\{\mathcal{D}_\beta\}$ is illustrated in Figure 1.

10.2 Implementation Details

We will evaluate calibration measures on the family of distributions $\{\mathcal{D}_\beta\}$. We draw $N = 10000$ samples from each distribution \mathcal{D}_β , and evaluate the calibration measures as described below. All of the measures

here are computed in linear time $\mathcal{O}(N)$, except for smooth calibration which requires solving a linear program.

binnedECE. This is the standard measurement of binnedECE (Equation 4), using 20 equal-width bins.

binnedECEw. This is simply binnedECE plus the average bin width (which is $1/20$ in our case). As noted in Equation (5), adding the bin width penalty turns binnedECE into a provable upper-bound on dCE.

kCE. Kernel calibration error using the Laplace kernel. We compute the approximate kernel calibration using $M = 10N$ terms, as described in Section 8.4. This runs in $\mathcal{O}(N)$ time.

intCE. Interval calibration error. We approximate this via the surrogate described in Section 6.2. Specifically, we compute $\widehat{\text{intCE}}$ with choice of precision $\varepsilon = 0.01$.

smCE. Smooth calibration error. We compute this from samples via the linear program described in Theorem 7.13.

10.3 Evaluation and Discussion

In Figure 2, we numerically evaluate calibration measures as we vary the temperature of the distribution \mathcal{D}_β . The true calibration distance dCE lies between smCE and intCE, as per Equation (6), but its true value cannot be determined in the prediction-access model.

We observe that while all metrics are correlated at temperatures $T \leq 1$ (when the classifier is over-confident), the behavior at $T \gg 1$ is more subtle. At moderately large temperatures ($T \in [1, 10]$), $\{\text{intCE}, \text{binnedECE}\}$ are much higher than $\{\text{kCE}, \text{smCE}\}$. This is because as predictions concentrate around 0.5, the distribution \mathcal{D}_β becomes similar to the construction of Lemma 6.8, which exhibits a quadratic gap between intCE and smCE. As the temperature $T \rightarrow \infty$, the true calibration distance $\text{dCE} \rightarrow 0$, and so all consistent measures (kCE, smCE, intCE) will also go to 0. However binnedECE, which is not consistent, does not go to 0.

Finally, we note that smCE is numerically close to kCE for the range of distributions tested here.

Acknowledgements

Part of this work was performed while LH was interning at Apple. LH is also supported by Moses Charikar’s and Omer Reingold’s Simons Investigators awards and Omer Reingold’s NSF Award IIS-1908774.

JB is supported by a Junior Fellowship from the Simons Society of Fellows.

PN and JB acknowledge the city of New Orleans, for providing an environment conducive to both research and recreation in the early stages of this project. PN also acknowledges his partner Shreya Shankar for their invaluable support.

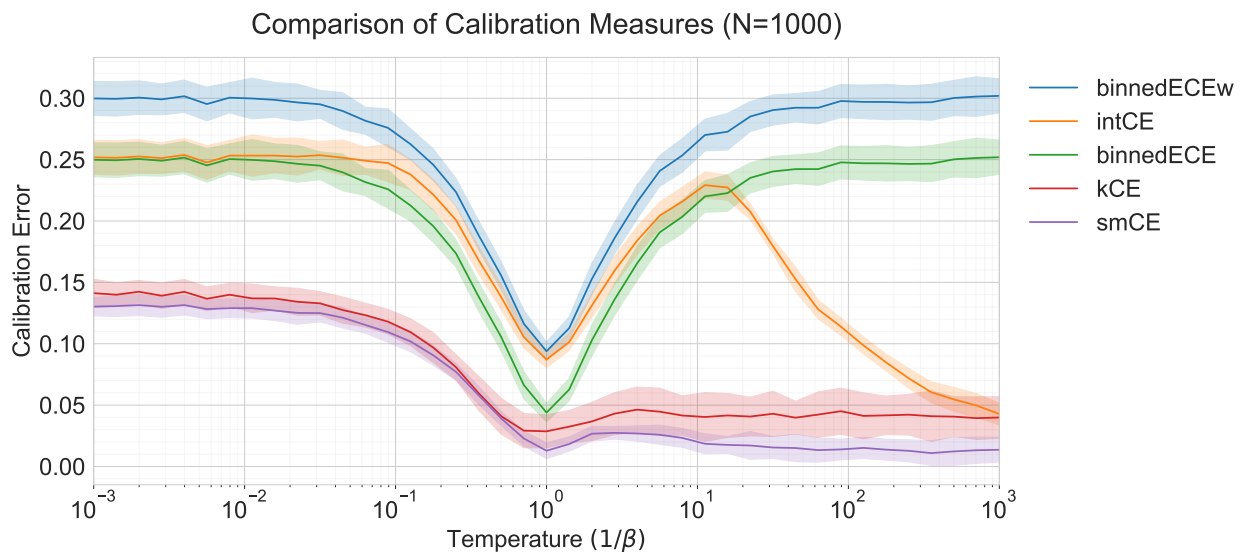
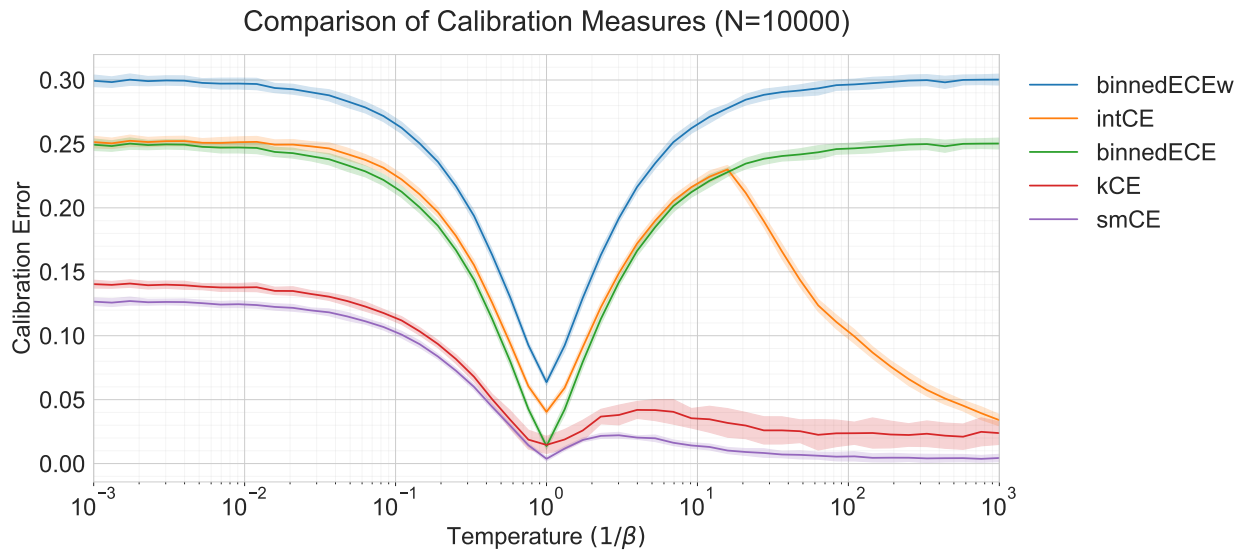


Figure 2: **Experimental Evaluation.** We experimentally evaluate calibration measures on the family of distributions $\{\mathcal{D}_\beta\}$ of varying temperature. Measures are computed over the empirical distribution of $N = 10000$ independent samples (top figure), and $N = 1000$ samples (bottom figure). We plot mean and standard deviations over 50 independent trials. Note that these measures concentrate well around their mean, even for $N = 1000$ samples.

References

- [AIGT⁺22] Imanol Arrieta-Ibarra, Paman Gujral, Jonathan Tannen, Mark Tygert, and Cherie Xu. Metrics of calibration for probabilistic predictions. *arXiv preprint arXiv:2205.09680*, 2022.
- [AST04] Amiran Ambroladze and John Shawe-Taylor. Complexity of pattern classes and lipschitz property. In *International Conference on Algorithmic Learning Theory*, pages 181–193. Springer, 2004.
- [BdW02] Harry Buhrman and Ronald de Wolf. Complexity measures and decision tree complexity: a survey. *Theor. Comput. Sci.*, 288(1):21–43, 2002.
- [BLR90] Manuel Blum, Michael Luby, and Ronitt Rubinfeld. Self-testing/correcting with applications to numerical problems. In Harriet Ortiz, editor, *Proceedings of the 22nd Annual ACM Symposium on Theory of Computing, May 13-17, 1990, Baltimore, Maryland, USA*, pages 73–83. ACM, 1990.
- [Bri50] Glenn W Brier. Verification of forecasts expressed in terms of probability. *Monthly weather review*, 78(1):1–3, 1950.
- [BTA11] A. Berlinet and C. Thomas-Agnan. *Reproducing Kernel Hilbert Spaces in Probability and Statistics*. Springer US, 2011.
- [CAT16] Cynthia S Crowson, Elizabeth J Atkinson, and Terry M Therneau. Assessing calibration of prognostic risk scores. *Statistical methods in medical research*, 25(4):1692–1706, 2016.
- [Daw82a] A. P. Dawid. Objective probability forecasts. *University College London, Dept. of Statistical Science. Research Report 14*, 1982.
- [Daw82b] A Philip Dawid. The well-calibrated bayesian. *Journal of the American Statistical Association*, 77(379):605–610, 1982.
- [Daw84] A Philip Dawid. Present position and potential developments: Some personal views statistical theory the prequential approach. *Journal of the Royal Statistical Society: Series A (General)*, 147(2):278–290, 1984.
- [Daw85] A Philip Dawid. Calibration-based empirical probability. *The Annals of Statistics*, pages 1251–1274, 1985.
- [DF83] Morris H DeGroot and Stephen E Fienberg. The comparison and evaluation of forecasters. *Journal of the Royal Statistical Society: Series D (The Statistician)*, 32(1-2):12–22, 1983.
- [DKR⁺21] Cynthia Dwork, Michael P. Kim, Omer Reingold, Guy N. Rothblum, and Gal Yona. Outcome indistinguishability. In *ACM Symposium on Theory of Computing (STOC’21)*, 2021.
- [Doi07] Kunio Doi. Computer-aided diagnosis in medical imaging: historical review, current status and future potential. *Computerized medical imaging and graphics*, 31(4-5):198–211, 2007.
- [FG15] Nicolas Fournier and Arnaud Guillin. On the rate of convergence in wasserstein distance of the empirical measure. *Probability Theory and Related Fields*, 162(3):707–738, 2015.
- [FH18] Dean P. Foster and Sergiu Hart. Smooth calibration, leaky forecasts, finite recall, and nash dynamics. *Games Econ. Behav.*, 109:271–293, 2018.

- [FH21] Dean P Foster and Sergiu Hart. Forecast hedging and calibration. *Journal of Political Economy*, 129(12):3447–3490, 2021.
- [FV98] Dean P. Foster and Rakesh V. Vohra. Asymptotic calibration. *Biometrika*, 85(2):379–390, 1998.
- [GGR98] Oded Goldreich, Shafi Goldwasser, and Dana Ron. Property testing and its connection to learning and approximation. *J. ACM*, 45(4):653–750, 1998.
- [GHK⁺23] Parikshit Gopalan, Lunjia Hu, Michael Kim, Omer Reingold, and Udi Wieder. Loss minimization through the lens of outcome indistinguishability. In *Innovations in Theoretical Computer Science (ITCS’2023)*; to appear, 2023.
- [GKR⁺22] Parikshit Gopalan, Adam Tauman Kalai, Omer Reingold, Vatsal Sharan, and Udi Wieder. Omnipredictors. In *Innovations in Theoretical Computer Science (ITCS’2022)*, 2022.
- [GKSZ22] Parikshit Gopalan, Michael P. Kim, Mihir Singhal, and Shengjia Zhao. Low-degree multicalibration. In *Conference on Learning Theory, 2-5 July 2022, London, UK*, volume 178 of *Proceedings of Machine Learning Research*, pages 3193–3234. PMLR, 2022.
- [GPSW17] Chuan Guo, Geoff Pleiss, Yu Sun, and Kilian Q Weinberger. On calibration of modern neural networks. In *International Conference on Machine Learning*, pages 1321–1330. PMLR, 2017.
- [GRA⁺20] Kartik Gupta, Amir Rahimi, Thalaiyasingam Ajanthan, Thomas Mensink, Cristian Sminchisescu, and Richard Hartley. Calibration of neural networks using splines. *arXiv preprint arXiv:2006.12800*, 2020.
- [Hal20] Cleve Hallenbeck. Forecasting precipitation in percentages of probability. *Monthly Weather Review*, 48(11):645–647, 1920.
- [HKRR18] Úrsula Hébert-Johnson, Michael P. Kim, Omer Reingold, and Guy N. Rothblum. Multicalibration: Calibration for the (computationally-identifiable) masses. In *Proceedings of the 35th International Conference on Machine Learning, ICML, 2018*.
- [hss14] Yiorgos S. Smyrlis (<https://math.stackexchange.com/users/57021/yiorgos-s-smrylis>). How to approximate a globally lipschitz function by differentiable functions with bounded derivatives? Mathematics Stack Exchange, 2014. URL:<https://math.stackexchange.com/q/938390> (version: 2014-09-19).
- [Hua19] Hao Huang. Induced subgraphs of hypercubes and a proof of the sensitivity conjecture. *Annals of Mathematics*, 190:949–955, 2019.
- [JOKOM12] Xiaoqian Jiang, Melanie Osl, Jihoon Kim, and Lucila Ohno-Machado. Calibrating predictive model estimates to support personalized medicine. *Journal of the American Medical Informatics Association*, 19(2):263–274, 2012.
- [KCT⁺21] Archit Karandikar, Nicholas Cain, Dustin Tran, Balaji Lakshminarayanan, Jonathon Shlens, Michael C Mozer, and Becca Roelofs. Soft calibration objectives for neural networks. *Advances in Neural Information Processing Systems*, 34:29768–29779, 2021.
- [KF08] Sham Kakade and Dean Foster. Deterministic calibration and nash equilibrium. *Journal of Computer and System Sciences*, 74(1):115–130, 2008.
- [KLM19] Ananya Kumar, Percy S Liang, and Tengyu Ma. Verified uncertainty calibration. In *Advances in Neural Information Processing Systems*, pages 3792–3803, 2019.

- [KMR17] Jon M. Kleinberg, Sendhil Mullainathan, and Manish Raghavan. Inherent trade-offs in the fair determination of risk scores. In *8th Innovations in Theoretical Computer Science Conference, ITCS*, 2017.
- [KNRW17] Michael Kearns, Seth Neel, Aaron Roth, and Zhiwei Steven Wu. Preventing fairness gerrymandering: Auditing and learning for subgroup fairness. *arXiv preprint arXiv:1711.05144*, 2017.
- [KNRW18] Michael Kearns, Seth Neel, Aaron Roth, and Zhiwei Steven Wu. Preventing fairness gerrymandering: Auditing and learning for subgroup fairness. In *International Conference on Machine Learning*, pages 2564–2572, 2018.
- [KSB21] Benjamin Kompa, Jasper Snoek, and Andrew L Beam. Second opinion needed: communicating uncertainty in medical machine learning. *NPJ Digital Medicine*, 4(1):1–6, 2021.
- [KSJ18] Aviral Kumar, Sunita Sarawagi, and Ujjwal Jain. Trainable calibration measures for neural networks from kernel mean embeddings. In Jennifer Dy and Andreas Krause, editors, *Proceedings of the 35th International Conference on Machine Learning*, volume 80 of *Proceedings of Machine Learning Research*, pages 2805–2814. PMLR, 10–15 Jul 2018.
- [LAS⁺04] Feng Li, Masahito Aoyama, Junji Shiraishi, Hiroyuki Abe, Qiang Li, Kenji Suzuki, Roger Engelmann, Shusuke Sone, Heber MacMahon, and Kunio Doi. Radiologists’ performance for differentiating benign from malignant lung nodules on high-resolution ct using computer-estimated likelihood of malignancy. *American Journal of Roentgenology*, 183(5):1209–1215, 2004.
- [LHHD22] Donghwan Lee, Xinmeng Huang, Hamed Hassani, and Edgar Dobriban. T-cal: An optimal test for the calibration of predictive models. *arXiv preprint arXiv:2203.01850*, 2022.
- [LLS00] Yi Li, Philip M. Long, and Aravind Srinivasan. Improved bounds on the sample complexity of learning. *J. Comput. Syst. Sci.*, 62:516–527, 2000.
- [MDR⁺21] Matthias Minderer, Josip Djolonga, Rob Romijnders, Frances Hubis, Xiaohua Zhai, Neil Houlsby, Dustin Tran, and Mario Lucic. Revisiting the calibration of modern neural networks. *Advances in Neural Information Processing Systems*, 34:15682–15694, 2021.
- [Men02] Shahar Mendelson. Geometric parameters of kernel machines. In *International conference on computational learning theory*, pages 29–43. Springer, 2002.
- [MLF⁺21] Basil Mustafa, Aaron Loh, Jan Freyberg, Patricia MacWilliams, Megan Wilson, Scott Mayer McKinney, Marcin Sieniek, Jim Winkens, Yuan Liu, Peggy Bui, et al. Supervised transfer learning at scale for medical imaging. *arXiv preprint arXiv:2101.05913*, 2021.
- [MRT18] M. Mohri, A. Rostamizadeh, and A. Talwalkar. *Foundations of Machine Learning, second edition*. Adaptive Computation and Machine Learning series. MIT Press, 2018.
- [MSR⁺10] Matthew Mealiffe, Renee Stokowski, Brian Rhees, Ross Prentice, Mary Pettinger, and David Hinds. Clinical validity assessment of a breast cancer risk model combining genetic and clinical information. *Nature Precedings*, pages 1–1, 2010.
- [Mur98] Allan H Murphy. The early history of probability forecasts: Some extensions and clarifications. *Weather and forecasting*, 13(1):5–15, 1998.

- [MW84] Allan H Murphy and Robert L Winkler. Probability forecasting in meteorology. *Journal of the American Statistical Association*, 79(387):489–500, 1984.
- [MZ03] Ron Meir and Tong Zhang. Generalization error bounds for bayesian mixture algorithms. *Journal of Machine Learning Research*, 4(Oct):839–860, 2003.
- [NCH14] Mahdi Pakdaman Naeni, Gregory F Cooper, and Milos Hauskrecht. Binary classifier calibration: Non-parametric approach. *arXiv preprint arXiv:1401.3390*, 2014.
- [NCH15] Mahdi Pakdaman Naeni, Gregory F Cooper, and Milos Hauskrecht. Obtaining well calibrated probabilities using bayesian binning. In *Proceedings of the... AAAI Conference on Artificial Intelligence. AAAI Conference on Artificial Intelligence*, volume 2015, page 2901. NIH Public Access, 2015.
- [NDZ⁺19] Jeremy Nixon, Michael W Dusenberry, Linchuan Zhang, Ghassen Jerfel, and Dustin Tran. Measuring calibration in deep learning. In *CVPR Workshops*, volume 2, 2019.
- [NS94] Noam Nisan and Mario Szegedy. On the degree of boolean functions as real polynomials. *Comput. Complex.*, 4:301–313, 1994.
- [PRR06] Michal Parnas, Dana Ron, and Ronitt Rubinfeld. Tolerant property testing and distance approximation. *J. Comput. Syst. Sci.*, 72(6):1012–1042, 2006.
- [R⁺21] Rahul Rahaman et al. Uncertainty quantification and deep ensembles. *Advances in Neural Information Processing Systems*, 34:20063–20075, 2021.
- [RCSM22] Rebecca Roelofs, Nicholas Cain, Jonathon Shlens, and Michael C Mozer. Mitigating bias in calibration error estimation. In *International Conference on Artificial Intelligence and Statistics*, pages 4036–4054. PMLR, 2022.
- [RR07] Ali Rahimi and Benjamin Recht. Random features for large-scale kernel machines. In J. Platt, D. Koller, Y. Singer, and S. Roweis, editors, *Advances in Neural Information Processing Systems*, volume 20. Curran Associates, Inc., 2007.
- [RS96] Ronitt Rubinfeld and Madhu Sudan. Robust characterizations of polynomials with applications to program testing. *SIAM J. Comput.*, 25(2):252–271, 1996.
- [SGR97] Man-hung Siu, Herbert Gish, and Fred Richardson. Improved estimation, evaluation and applications of confidence measures for speech recognition. In *Fifth European Conference on Speech Communication and Technology*, 1997.
- [VCV15] Ben Van Calster and Andrew J Vickers. Calibration of risk prediction models: impact on decision-analytic performance. *Medical decision making*, 35(2):162–169, 2015.
- [ZKH20] Jize Zhang, Bhavya Kailkhura, and T Yong-Jin Han. Mix-n-match: Ensemble and compositional methods for uncertainty calibration in deep learning. In *International conference on machine learning*, pages 11117–11128. PMLR, 2020.

A Other related works

Boolean function complexity. A number of low-level complexity measures for Boolean functions have been studied in the literature [BdW02]. Starting from the seminal work of Nisan and Szegedy [NS94], it has been shown that several of these measures are in fact polynomially related; the latest addition being sensitivity [Hua19]. One can view polynomial degree or decision tree depth as the central notion in this web of reductions. Our work suggests a similar structure in the world of calibration measures, where all consistent calibration measures for a particular notion of ground truth distance are polynomially related. We show that the ℓ_p metrics give rise to one family of consistent measures, and our framework allows for other families which are consistent with other metrics.

ECE Variants. Many metrics are essentially variants of the ECE, and also inherit flaws of the ECE. We use the term ECE to refer to Definition 1.1, which does not satisfy continuity. *Binned-ECE* refers to the family of metrics which discretize the range of f into a constant number of bins, and then compute ECE of this rounded function. Binned-ECE, and in general most “binned” estimators, do not satisfy soundness: some functions which are not perfectly calibrated will have Binned-ECE of 0. This is intuitively because binning allows calibration error to cancel-out within bins. Moreover, Binned-ECE is not continuous, due to discontinuities at bin boundaries. Among proposed modifications to the Binned-ECE, “debiasing” adjustments (such as [RCSM22, KLM19]) unfortunately remain discontinuous and unsound. To enforce continuity, a smoothed version of Binned-ECE was proposed in [KCT⁺21], but it is still unsound due to the finite number of (smoothed-)bins.

Continuous Calibration The notion of *Continuous Calibration* was introduced in [FH21] — the continuous calibration is not directly a calibration measure in our sense, instead it is a way of assigning for a sequence of probability distributions Γ_t over $[0, 1] \times \{0, 1\}$, whether Γ_t is asymptotically calibrated. Their notion of continuous calibration of a sequence Γ_t turns out to be equivalent to saying for any consistent calibration measure μ that as $t \rightarrow \infty$ the $\mu(\Gamma_t) \rightarrow 0$. This is equivalent to saying that $\mu(\Gamma_t) \rightarrow 0$ for *all* consistent calibration measures μ , since they are all polynomially related).

On the other hand, the notion of *Continuous Calibration* cannot be used to say anything quantitative about the miscalibration of one given classifier.

B Proofs

B.1 Proofs from Section 4

Proof of Lemma 4.3. Consider any calibration measure μ as in the statement. For any $g \in \text{cal}(\mathcal{D})$,

$$\mu_{\mathcal{D}}(f) = \mu_{\mathcal{D}}(f) - \mu_{\mathcal{D}}(g) \leq L m_{\mathcal{D}}(f, g)$$

where the equality is because $\mu_{\mathcal{D}}(g) = 0$ by Soundness, and the inequality by Lipschitz continuity. Hence

$$\mu_{\mathcal{D}}(f) \leq \min_{g \in \text{cal}(\mathcal{D})} L m_{\mathcal{D}}(f, g) = L \text{dCE}_{\mathcal{D}}(f). \quad (27)$$

□

Proof of Lemma 4.4. Since for every \mathcal{D} we have the relation

$$(\ell_p^{\mathcal{D}}(f, g))^p \leq \ell_1^{\mathcal{D}}(f, g) \leq \ell_p^{\mathcal{D}}(f, g)$$

it follows that

$$(\text{dCE}_{\mathcal{D}}^{\ell_p}(f))^p \leq \text{dCE}_{\mathcal{D}}^{\ell_1}(f) \leq \text{dCE}_{\mathcal{D}}^{\ell_p}(f, g)$$

Assume that μ is (ℓ_1, c, s) -robust. This implies

$$b(\text{dCE}_{\mathcal{D}}^{\ell_p}(f))^{ps} \leq b(\text{dCE}_{\mathcal{D}}^{\ell_1}(f))^s \leq \mu(f) \leq a(\text{dCE}_{\mathcal{D}}^{\ell_1}(f))^c \leq a(\text{dCE}_{\mathcal{D}}^{\ell_p}(f))^c$$

hence μ is (ℓ_p, c, ps) -robust. Conversely, if μ is (ℓ_p, c', s') robust then

$$b'(\text{dCE}_{\mathcal{D}}^{\ell_1}(f))^{s'} \leq b'(\text{dCE}_{\mathcal{D}}^{\ell_p}(f))^{s'} \leq \mu(f) \leq a'(\text{dCE}_{\mathcal{D}}^{\ell_p}(f))^{c'} \leq a'(\text{dCE}_{\mathcal{D}}^{\ell_p}(f))^{c'/p}$$

hence μ is $(\ell_1, c'/p, s')$ -robust. Note that in either case, the translation loses a factor of p in the approximation degree. \square

B.2 Proof from Section 6

We first prove Theorem 6.12 using Claim B.1 and Lemma B.2 below. We prove Lemma 6.9 after that.

Claim B.1. $\text{RintCE}(\Gamma, 2\varepsilon) \leq \text{RintCE}(\Gamma, \varepsilon)$.

Proof. The claim is proved by the following chain, where the distribution of r is the uniform distribution over $[0, 2\varepsilon)$.

$$\begin{aligned} \text{RintCE}(\Gamma, \varepsilon) &= \mathbb{E}_r \left[\sum_{j \in \mathbb{Z}} \left| \mathbb{E}_{(v, y) \sim \Gamma} [(y - v) \mathbf{1}(v \in I_{r, j}^{\varepsilon})] \right| \right] \\ &= \mathbb{E}_r \left[\sum_{j \in \mathbb{Z}} \left| \mathbb{E}_{(v, y) \sim \Gamma} [(y - v) \mathbf{1}(v \in I_{r, 2j}^{\varepsilon})] \right| + \left| \mathbb{E}_{(v, y) \sim \Gamma} [(y - v) \mathbf{1}(v \in I_{r, 2j+1}^{\varepsilon})] \right| \right] \\ &\geq \mathbb{E}_r \left[\sum_{j \in \mathbb{Z}} \left| \mathbb{E}_{(v, y) \sim \Gamma} [(y - v) \mathbf{1}(v \in I_{r, 2j}^{\varepsilon} \cup I_{r, 2j+1}^{\varepsilon})] \right| \right] \\ &= \mathbb{E}_r \left[\sum_{j \in \mathbb{Z}} \left| \mathbb{E}_{(v, y) \sim \Gamma} [(y - v) \mathbf{1}(v \in I_{r, j}^{2\varepsilon})] \right| \right] \\ &= \text{RintCE}(\Gamma, 2\varepsilon). \end{aligned} \quad \square$$

Lemma B.2. *There exists an absolute constant $C > 0$ with the following property. For $\varepsilon_0, \varepsilon_1, \delta \in (0, 1/2)$, let $n \in \mathbb{Z}_{>0}$ satisfy $n \geq C\varepsilon_0^{-2}(\log(1/\delta) + \varepsilon_1^{-1})$. Let $(v_1, y_1), \dots, (v_n, y_n)$ be drawn i.i.d. from a distribution Γ over $[0, 1] \times \{0, 1\}$. Then with probability at least $1 - \delta$, for every $\varepsilon \geq \varepsilon_1$ and every $r \in [0, \varepsilon)$, we have*

$$\left| \sum_{j \in \mathbb{Z}} \left| \frac{1}{n} \sum_{\ell=1}^n (y_{\ell} - v_{\ell}) \mathbf{1}(v_{\ell} \in I_{r, j}^{\varepsilon}) \right| - \sum_{j \in \mathbb{Z}} \left| \mathbb{E}_{(v, y) \sim \Gamma} [(y - v) \mathbf{1}(v \in I_{r, j}^{\varepsilon})] \right| \right| \leq \varepsilon_0. \quad (28)$$

Proof of Lemma B.2. For every $\varepsilon \geq \varepsilon_1$ and $r \in [0, \varepsilon)$, define a class B_r^{ε} consisting of functions $b : [0, 1] \rightarrow \{-1, 1\}$ such that for every $j \in \mathbb{Z}$, there exists $b_j \in \{-1, 1\}$ such that $b(v) = b_j$ for every $v \in [0, 1] \cap I_{r, j}^{\varepsilon}$. It is now clear that

$$\sum_{j \in \mathbb{Z}} \left| \frac{1}{n} \sum_{\ell=1}^n (y_{\ell} - v_{\ell}) \mathbf{1}(v_{\ell} \in I_{r, j}^{\varepsilon}) \right| = \sum_{j \in \mathbb{Z}} \sup_{b_j \in \{-1, 1\}} \frac{1}{n} \sum_{\ell=1}^n (y_{\ell} - v_{\ell}) \mathbf{1}(v_{\ell} \in I_{r, j}^{\varepsilon}) b_j$$

$$= \sup_{b \in B_r^\varepsilon} \frac{1}{n} \sum_{\ell=1}^n (y_\ell - v_\ell) b(v_\ell), \quad (29)$$

and

$$\begin{aligned} \sum_{j \in \mathbb{Z}} |\mathbb{E}[(y - v) \mathbf{1}(v \in I_{r,j})]| &= \sum_{j \in \mathbb{Z}} \sup_{b_j \in \{-1, 1\}} \mathbb{E}[(y - v) \mathbf{1}(v \in I_{r,j}) b_j] \\ &= \sup_{b \in B_r^\varepsilon} \mathbb{E}[(y - v) b(v)]. \end{aligned} \quad (30)$$

It is clear that the functions class $B := \bigcup_{\varepsilon \geq \varepsilon_1} \bigcup_{r \in [0, \varepsilon]} B_r^\varepsilon$ has VC dimension $O(\varepsilon_1^{-1})$. Let G be the function class consisting of functions $g : \{0, 1\} \times [0, 1] \rightarrow [-1, 1]$ such that there exists $b \in B$ satisfying

$$g(y, v) = (y - v)b(v) \quad \text{for every } (y, v) \in \{0, 1\} \times [0, 1].$$

The fact that B has VC dimension $O(\varepsilon_1^{-1})$ implies that G has pseudo-dimension $O(\varepsilon_1^{-1})$. By standard uniform convergence results [LLS00], with probability at least $1 - \delta$,

$$\left| \frac{1}{n} \sum_{\ell=1}^n (y_\ell - v_\ell) b(v_\ell) - \mathbb{E}[(y - v) b(v)] \right| \leq \varepsilon_0 \quad \text{for every } b \in B. \quad (31)$$

By (29) and (30), the inequality (31) implies that (28) holds for every $\varepsilon \geq \varepsilon_1$ and $r \in [0, \varepsilon]$. \square

Proof of Theorem 6.12. By Lemma B.2, with probability at least $1 - \delta/2$, for every $k = 0, \dots, k^*$,

$$\left| \widehat{\text{RintCE}}(\Gamma, 2^{-k}) - \frac{1}{m} \sum_{s=1}^m \sum_{j \in \mathbb{Z}} \mathbb{E}_{(v,y) \sim \Gamma} [(y - v) \mathbf{1}(v \in I_{r_s, j}^\varepsilon)] \right| \leq \varepsilon/4.$$

By the Chernoff bound and the union bound, with probability at least $1 - \delta/2$, for every $k = 0, \dots, k^*$,

$$\left| \frac{1}{m} \sum_{s=1}^m \sum_{j \in \mathbb{Z}} \mathbb{E}_{(v,y) \sim \Gamma} [(y - v) \mathbf{1}(v \in I_{r_s, j}^\varepsilon)] - \text{RintCE}(\Gamma, 2^{-k}) \right| \leq \varepsilon/4.$$

Combining the above inequalities using the union bound, with probability at least $1 - \delta$, for every $k = 0, \dots, k^*$,

$$|\widehat{\text{RintCE}}(\Gamma, 2^{-k}) - \text{RintCE}(\Gamma, 2^{-k})| \leq \varepsilon/2.$$

This implies that

$$\begin{aligned} \text{SintCE}(\Gamma) &\leq \min_{k=0, \dots, k^*} \left(\text{RintCE}(\Gamma, 2^{-k}) + 2^{-k} \right) \\ &\leq \min_{k=0, \dots, k^*} \left(\widehat{\text{RintCE}}(\Gamma, 2^{-k}) + 2^{-k} \right) + \varepsilon/2 \\ &= \widehat{\text{SintCE}}(\Gamma) + \varepsilon/2. \end{aligned}$$

It remains to prove that $\text{SintCE}(\Gamma) \geq \widehat{\text{SintCE}}(\Gamma) - \varepsilon$. For every $k \in \mathbb{Z}_{\geq 0}$, if $k \leq k^*$, we have

$$\text{RintCE}(\Gamma, 2^{-k}) + 2^{-k} \geq \widehat{\text{RintCE}}(\Gamma, 2^{-k}) + 2^{-k} - \varepsilon/2 \geq \widehat{\text{SintCE}}(\Gamma) - \varepsilon/2.$$

If $k \geq k^*$, we have

$$\begin{aligned}
\text{RintCE}(\Gamma, 2^{-k}) + 2^{-k} &\geq \text{RintCE}(\Gamma, 2^{-k^*}) && \text{(by Claim B.1)} \\
&\geq \widehat{\text{RintCE}}(\Gamma, 2^{-k^*}) - \varepsilon/2 \\
&\geq \widehat{\text{SintCE}}(\Gamma) - 2^{-k^*} - \varepsilon/2 \\
&\geq \widehat{\text{SintCE}}(\Gamma) - \varepsilon.
\end{aligned}$$

Therefore, we have $\text{RintCE}(\Gamma, 2^{-k}) + 2^{-k} \geq \widehat{\text{SintCE}}(\Gamma) - \varepsilon$ for every $k \in \mathbb{Z}_{\geq 0}$, which implies that $\text{SintCE}(\Gamma) \geq \widehat{\text{SintCE}}(\Gamma) - \varepsilon$, as desired. \square

We prove Lemma 6.9 using the following example. We choose $\mathcal{X} = \{a, b, c, d\}$. Define $\alpha = 1/6$ and $\beta = 1/48$ and let $\varepsilon > 0$ be a parameter. We choose the distribution \mathcal{D} over $\mathcal{X} \times \{0, 1\}$ such that the marginal distribution of x in $(x, y) \sim \mathcal{D}$ is the uniform distribution over \mathcal{X} , and the conditional distribution of y given x is defined according to the $\mathbb{E}[y|x]$ values in Table 2. We consider two predictors $f_1, f_2 : \mathcal{X} \rightarrow [0, 1]$ also defined in Table 2.

x	a	b	c	d
$f_1(x)$	$1/2 - \beta$	$1/2$	$1/2$	$1/2 + \beta$
$f_2(x)$	$1/2 - \beta$	$1/2 - \varepsilon$	$1/2 + \varepsilon$	$1/2 + \beta$
$\mathbb{E}_{\mathcal{D}}[y x]$	$1/2 - \beta + \alpha$	$1/2 - \varepsilon - \alpha$	$1/2 + \varepsilon + 2\alpha$	$1/2 + \beta - 2\alpha$

Table 2: Discontinuity Example for intCE

The following claim follows immediately from the definitions of f_1 and f_2 :

Claim B.3. As $\varepsilon \rightarrow 0$, f_2 converges to f_1 uniformly.

Claim B.4. $\text{intCE}_{\mathcal{D}}(f_2) \leq \beta$.

Proof. Any interval partition \mathcal{I} that contains the two intervals $[1/2 - \beta, 1/2)$ and $[1/2, 1/2 + \beta)$ satisfy $\text{intCE}_{\mathcal{D}}(f_2, \mathcal{I}) = 0$ and $w_{\mathcal{D}_{f_2}}(\mathcal{I}) = \beta$. \square

Claim B.5. $\text{intCE}_{\mathcal{D}}(f_1) \geq 2\beta$.

Proof. Consider any interval partition \mathcal{I} . If $1/2 - \beta$ and $1/2 + \beta$ are not in the same interval, $\text{intCE}_{\mathcal{D}}(f_1, \mathcal{I}) \geq \alpha/4 = 2\beta$. If $1/2 - \beta$ and $1/2 + \beta$ are in the same interval, then $w_{\mathcal{D}_{f_1}}(\mathcal{I}) \geq 2\beta$. \square

Proof of Lemma 6.9. The lemma follows immediately by combining the three claims above. \square

B.3 Proofs from Section 7

Proof of Lemma 7.8. Given a random variable $(v, y) \sim \Gamma$, let us consider random variable $(\tilde{v}, y) \sim \tilde{\Gamma}$, where \tilde{v} is rounding of v to the nearest multiple of ε . This already provides a coupling s.t. $\mathbb{E}|\tilde{v} - v| \leq \varepsilon$, i.e. $W_1(\Gamma, \tilde{\Gamma}) \leq \varepsilon/2$. By construction, $\tilde{\Gamma} \in \Delta^\varepsilon$. \square

Claim B.6. Let $\Gamma \in \Delta$ be a distribution over (v, y) , such that $v = \alpha$ for some deterministic $\alpha \in [0, 1]$, and $\mathbb{E}y = \alpha$. Then there is some $\Gamma^\varepsilon \in \Delta^\varepsilon \cap \text{cal}$, s.t. $W_1(\Gamma, \Gamma^\varepsilon) \leq \varepsilon$.

Proof. Let us consider $\Delta^{\varepsilon, \alpha} \subset \Delta^\varepsilon$ of all distributions over (v, y) such that $\mathbb{E} y = \alpha$ and $v \in \{k\varepsilon, (k+1)\varepsilon\}$, where $k = \lfloor \frac{\alpha}{\varepsilon} \rfloor$.

Note that for any distribution $\Gamma_0 \in \Delta^{\varepsilon, \alpha}$, we have $W_1(\Gamma_0, \Gamma) \leq \varepsilon$. Therefore, it is enough to show that there is a perfectly calibrated distribution in $\Delta^{\varepsilon, \alpha}$.

Let us define $\alpha_- := \lfloor \frac{\alpha}{\varepsilon} \rfloor \varepsilon$, and $\alpha_+ = \alpha_- + \varepsilon$, and let us consider a map $R : \Delta^{\varepsilon, \alpha} \rightarrow [-1, 1] \times [-1, 1]$, given by

$$\begin{aligned} R_0(\Gamma) &:= (\alpha_- - \Pr(y = 1|v = \alpha_-)) \Pr(v = \alpha_-), \\ R_1(\Gamma) &:= (\alpha_+ - \Pr(y = 1|v = \alpha_+)) \Pr(v = \alpha_+). \end{aligned}$$

We have $R(\Gamma) = (0, 0)$ if and only if Γ is perfectly calibrated. Indeed, $R_0(\Gamma) = 0$ if and only if $\Pr(v = \alpha_-) = 0$ or $\Pr(y = 1|v = \alpha_-) = \alpha_-$, and analogously for R_1 .

All we need to show now is that $(0, 0) \in \text{Im}(R)$.

To this end, let us define $H : [0, 1] \times [0, 1] \rightarrow \Gamma^{\varepsilon, \alpha}$, mapping the pair p_0, p_1 to the unique distribution in $\Gamma^{\varepsilon, \alpha}$ satisfying $\Pr(v = \alpha_-|y = 0) = p_0$, $\Pr(v = \alpha_-|y = 1) = p_1$, and let us consider the composition $T = R \circ H$. Note that $\Pr(v = \alpha_-) = (1 - \alpha)p_0 + \alpha p_1$, and $\Pr(y = 1|v = \alpha_-) \Pr(v = \alpha_-) = \Pr(v = \alpha_-|y = 1) \Pr(v = 1) = p_1 \alpha$, hence $T_0(p_0, p_1)$ is an affine function of p_0, p_1 . Similarly $T_1(p_0, p_1)$ is an affine function of p_0, p_1 .

Moreover

1. $T(0, 0) = (\alpha_- - \alpha, 0)$,
2. $T(1, 1) = (0, \alpha_+ - \alpha)$,
3. $T(1, 0) = (\alpha_-(1 - \alpha), (\alpha_+ - 1)\alpha)$,
4. $T(0, 1) = ((\alpha_- - 1)\alpha, \alpha_+(1 - \alpha))$.

Note that $(0, 0) \in \text{conv}\{T(0, 0), T(0, 1), T(1, 0), T(1, 1)\}$, and since T is affine, there must be a point $(p_0, p_1) \in [0, 1]^2$, s.t. $T(p_0, p_1) = (0, 0)$. \square

Proof of Lemma 7.9. As discussed in the introduction, we assume that the distribution Γ is discrete (with potentially very large support). A discrete distribution Γ is perfectly calibrated if and only if Γ is a convex combination of perfectly calibrated distributions $\{\Gamma|v = v_0\}$ over all possible values v_0 assumed by v . That is $\Gamma = \sum_j \lambda_j \Gamma_j$, with $\sum \lambda_j = 1$, where all Γ_k satisfy the following property: there is some deterministic α_k such that for $(v, y) \sim \Gamma_k$, we have $v = \alpha_k$ and $\mathbb{E} y = \alpha_k$.

By Claim B.6, for all of the distributions Γ_k , we can find nearby distribution $\Gamma_k^\varepsilon \in \text{cal} \cap \Delta^\varepsilon$, s.t. $W_1(\Gamma_k, \Gamma_k^\varepsilon) \leq \varepsilon$. Hence, we have

$$W_1\left(\sum_i \lambda_i \Gamma_i, \sum_i \lambda_i \Gamma_i^\varepsilon\right) \leq \varepsilon.$$

Since $\text{cal} \cap \Delta^\varepsilon$ is a convex set, we have

$$\sum_i \lambda_i \Gamma_i^\varepsilon \in \text{cal} \cap \Delta^\varepsilon,$$

completing the proof that $W_1(\Gamma, \Delta^\varepsilon \cap \text{cal}) \leq \varepsilon$. \square

Proof of Claim 7.12. First we will show that $\forall \alpha, w(\alpha) \geq -4$. Indeed, since $r_0(0) \leq 0$ and $r_0 \in L_1$, we have $r_0(\alpha) \leq \alpha$. Moreover, since the pair $(r_0, w + 1)$ has a strictly larger value of the objective function, it must be infeasible: i.e. there is some α_0 , s.t. $r_0(\alpha_0) + \alpha_0 w(\alpha_0) + \alpha_0 > 0$, which implies $w(\alpha_0) \geq -2$. Since w is 2-Lipschitz, this yields $w(\alpha) \geq -4$.

We will now proceed to showing that we can always find an optimal solution to the LP satisfying $w(1) \leq 3$, which implies $w(\alpha) \leq 5$

Note that if r_0, w are both Lipschitz, satisfy $w(1) + u(1) \leq 0$, and $w(1) \geq 3$, the condition $\forall \alpha, r_0(\alpha) + w(\alpha)\alpha \leq 0$ is satisfied automatically. Indeed

$$\begin{aligned} r_0(1 - \gamma) + w(1 - \gamma)(1 - \gamma) &\leq r_0(1) + \gamma + w(1) + \gamma - \gamma w(1) + \gamma^2 \\ &\leq r_0(1) + w(1) + \gamma(2 + \gamma - w(1)) \leq 0. \end{aligned}$$

Given any solution r_0, w to the LP (19), if $w(1) > 3$, we can take $C := w(1) - 3$, and produce another solution $r'_0 := r_0 + C, w' := w - C$. Note that this is a feasible solution the LP (19): indeed, clearly r'_0 and $w + r'_0$ are still 1-Lipschitz, moreover we have $r'_0(1) + w'(1) = r_0(1) + w(1) \leq 0$, and since $w'(1) = 3$, the remaining constraints (20) are all satisfied.

Moreover $\mathbb{E}[r'_0(v) + yw'(v)] = \mathbb{E}[r_0(v) + yw(v) + (1 - y)C] \geq \mathbb{E}[r_0(v) + yw(v)]$ – this solution has at least as large objective value. \square

Proof of Corollary 7.4. We will start by discussing the algorithmic statement corollary 7.4. Given any distribution Γ , we can compute distribution Γ^ε in linear time, by rounding all values of f to the nearest integer multiple of ε , and compute $W_1(\Gamma^\varepsilon, \text{cal} \cap \Delta^\varepsilon)$ as stipulated in Lemma 7.10. On one hand, we have

$$W_1(\Gamma, \text{cal}) \leq W_1(\Gamma^\varepsilon, \text{cal}) + \varepsilon \leq W_1(\Gamma^\varepsilon, \text{cal}^\varepsilon) + \varepsilon,$$

since $W_1(\Gamma^\varepsilon, \Gamma) \leq \varepsilon$ by Lemma 7.8, and $\text{cal}^\varepsilon \subset \text{cal}$.

On the other hand

$$W_1(\Gamma^\varepsilon, \text{cal}^\varepsilon) \leq W_1(\Gamma^\varepsilon, \text{cal}) + \varepsilon \leq W_1(\Gamma, \text{cal}) + 2\varepsilon,$$

by Lemma 7.9 and Lemma 7.8. \square

Finally, we complete the proof of Theorem 7.3.

Proof of Theorem 7.3. To prove that $\underline{\text{dCE}}(\Gamma) \leq 5\text{smCE}(\Gamma)$, let us again consider the rounding Γ^ε . By the previous argument,

$$W_1(\Gamma^\varepsilon, \text{cal} \cap \Delta^\varepsilon) \geq W_1(\Gamma, \text{cal}) - \varepsilon. \quad (32)$$

Using Lemma 7.10, we can find a 1-Lipschitz function $w : \mathbb{Z} \cap [0, 1] \rightarrow [-1, 1]$, s.t.

$$\mathbb{E}_{(v,y) \sim \Gamma^\varepsilon} [(y - v)w(v)] \geq \frac{1}{5} W_1(\Gamma^\varepsilon, \text{cal} \cap \Delta^\varepsilon). \quad (33)$$

Finally, we can extend function w to the 1-Lipschitz and bounded function on the entire interval $[0, 1]$ by piecewise linear extension. Since $W_1(\Gamma, \Gamma^\varepsilon) \leq \varepsilon$ by Lemma 7.5, we get

$$\mathbb{E}_{(v,y) \sim \Gamma} [(y - v)w(v)] = \mathbb{E}_{(\tilde{v},y) \sim \Gamma^\varepsilon} [(y - \tilde{v})w(\tilde{v})] \pm 2\varepsilon. \quad (34)$$

Composing inequalities (32), (33) and (34), we see that for any ε , we can find a 1-Lipschitz bounded function w , s.t.

$$\text{smCE}(\Gamma) \geq \mathbb{E}_{(v,y) \sim \Gamma} [(y-v)w(v)] \geq \frac{1}{5} \underline{\text{dCE}}(\Gamma) - 4\varepsilon.$$

Since ε was arbitrary, taking the limit $\varepsilon \rightarrow 0$, we get

$$\text{smCE}(\Gamma) \geq \frac{1}{5} \underline{\text{dCE}}(\Gamma). \quad \square$$

B.4 Proofs from Section 8

Proof of Lemma 8.2. By duality:

$$\begin{aligned} \|\mathbb{E}(y-v)\phi(v)\|_{\mathcal{H}} &= \sup_{w \in B_{\mathcal{H}}} \langle \mathbb{E}(y-v)\phi(v), w \rangle_{\mathcal{H}} \\ &= \sup_{w \in B_{\mathcal{H}}} \mathbb{E}(y-v) \langle \phi(v), w \rangle_{\mathcal{H}} \\ &= \sup_{w \in B_{\mathcal{H}}} \mathbb{E}(y-v)w(v) \\ &= \text{wCE}^{B_{\mathcal{H}}}(\Gamma). \end{aligned} \quad \square$$

Proof of Claim 8.11. The Fourier transform (or characteristic function, using probabilistic terminology) of $h(v) = \exp(-|v|)$ is exactly the probability density function of the Cauchy distribution $\hat{h}(\omega) = \frac{1}{1+\omega^2}$.

Using inverse Fourier transform formula, we get

$$\exp(-|v|) = \int \exp(-i\omega v) \frac{1}{1+\omega^2} d\omega = \mathbb{E}_{\omega \sim \text{Cauchy}(1)} \exp(-i\omega v).$$

We can now calculate $\mathbb{E} z z^*$ explicitly. The expectation of the (i, j) entry is

$$\mathbb{E}(z z^*)_{ij} = \mathbb{E} z_i \bar{z}_j = \mathbb{E}_{\omega \sim \text{Cauchy}} \exp(-i\omega(v_i - v_j)) = \exp(-|v_i - v_j|) = M_{ij}. \quad \square$$

Proof of Theorem 8.14. For fixed $\delta \in (0, 1)$, $\tau \in [0, \delta)$, let $t_{\tau, \delta}(i) := \lfloor \frac{v_i + \tau}{\delta} \rfloor$ be the index of the bin into which the sample (v_i, y_i) is assigned (with bin sizes δ , and random shift τ).

The LAPLACEBINNINGESTIMATE algorithm takes random δ sampled from the distribution $\text{Gamma}(k = 2, \theta = 1)$, random $\tau \sim \text{Unif}(0, \delta)$ and returns

$$T_{\delta, \tau} := \frac{1}{k^2} \sum_k \left(\sum_{i \in t_{\tau, \delta}^{-1}(k)} (v_i - y_i) \right)^2.$$

We can expand the square and write it as

$$T_{\delta, \tau} = \frac{1}{n^2} \sum_{i \leq n, j \leq n} (v_i - y_i)(v_j - y_j) \mathbf{1}[t_{\tau, \delta}(i) = t_{\tau, \delta}(j)].$$

First, let us prove that in fact $T_{\delta, \tau} \leq 1$. Indeed, clearly $|v_i - y_i| \leq 1$, and $\mathbf{1}[t_{\tau, \delta}(i) = t_{\tau, \delta}(j)] \leq 1$, and therefore $T_{\delta, \tau} \leq \frac{1}{n^2} \sum_{i \leq k, j \leq k} 1 \leq 1$.

We will now prove that the quantity $T_{\delta,\tau}$ is in fact an unbiased estimator of $\widehat{\text{kCE}}(S)^2$.

The expression $\mathbb{E}_{\delta,\tau} \mathbf{1}[t_{\tau,\delta}(i) = t_{\tau,\delta}(j)]$ is just the probability that v_i and v_j will land in the same bin, when we sample random bin-size δ and random shift τ . We wish to show that this probability satisfies

$$\mathbb{E}_{\delta,\tau} [\mathbf{1}[t_{\tau,\delta}(i) = t_{\tau,\delta}(j)]] = \exp(-|v_i - v_j|).$$

Indeed, if this is the case, we will have

$$\mathbb{E}_{\tau,\delta} T_{\delta,\tau} = \sum_{i,j} (v_i - y_i)(v_j - y_j) \mathbb{E} \mathbf{1}[t_{\tau,\delta}(i) = t_{\tau,\delta}(j)] = \sum_{i,j} (v_i - y_i)(v_j - y_j) \exp(-|v_i - v_j|) = \widehat{\text{kCE}}_{Lap}(S)^2.$$

For a fixed size of the bin δ , we have $\mathbb{E}_{\tau \sim [0,\delta]} \mathbf{1}[t(i) = t(j)] = \max(1 - \frac{|v_i - v_j|}{\delta}, 0)$.

The probability density function of the Gamma distribution with the shape parameter $k = 2$ and scale parameter $\theta = 1$ is $p(v) = v \exp(-v) \mathbf{1}[v \geq 0]$. We now have

$$\begin{aligned} \mathbb{E}_{\delta} \max(1 - \frac{|u - v|}{\delta}, 0) &= \int_0^{\infty} t \exp(-t) \max(1 - \frac{|u - v|}{t}, 0) dt \\ &= \int_{|u-v|}^{\infty} t \exp(-t) (1 - \frac{|u - v|}{t}) dt \\ &= \int_{|u-v|}^{\infty} t \exp(-t) dt - \int_{|u-v|}^{\infty} |u - v| \exp(-t) dt \\ &\hspace{15em} \text{(integrating first term by parts)} \\ &= [-t \exp(-t)]_{|u-v|}^{\infty} - \int_{|u-v|}^{\infty} \exp(-t) dt - \int_{|u-v|}^{\infty} |u - v| \exp(-t) dt \\ &= \exp(-|u - v|). \quad \square \end{aligned}$$

B.5 Proofs from Section 9

Proof of Lemma 9.11. Let us consider the optimal coupling for Γ^1 as in the definition of dCE , i.e. a distribution $\Pi_1 \in \text{ext}(\Gamma^1)$ of a triple of random variables (u_1, v_1, y_1) such that $(v_1, y_1) \sim \Gamma^1$, (u_1, y_1) is perfectly calibrated and $\mathbb{E} |u_1 - v_1| \leq \text{dCE}(\Gamma^1)$. We can reweigh this probability distribution, to get a coupling Π_2 over (u_2, v_2, y_2) , s.t. $(v_2, y_2) \sim \Gamma^2$, simply by taking

$$\Pr_{\Pi_2}[(u, v, y) = (u^*, v^*, y^*)] = \Pr_{\Pi_1}[(u, v, y) = (u^*, v^*, y^*)] \frac{\Pr_{\Gamma^2}[y = 1]}{\Pr_{\Gamma^1}[y = 1]}.$$

Let us observe first that the total variation distance between Π_2 and Π_1 is bounded

$$d_{TV}(\Pi_1, \Pi_2) \leq |\Pr_{\Pi_1}[y = 1] - \Pr_{\Pi_2}[y = 1]| \leq \varepsilon.$$

Now, note that

$$\begin{aligned} \mathbb{E}_{\Pi_2} |u - v| &= \Pr_{\Gamma^2}(y = 1) \mathbb{E}[|u - v| | y = 1] + \Pr_{\Gamma^2}(y = 0) \mathbb{E}[|u - v| | y = 0] \\ &\leq \Pr_{\Gamma^1}(y = 1) \mathbb{E}[|u - v| | y = 1] + \Pr_{\Gamma^1}(y = 0) \mathbb{E}[|u - v| | y = 0] \end{aligned}$$

$$\begin{aligned}
& + \varepsilon(\mathbb{E}[|u - v| | y = 0] + \mathbb{E}[|u - v| | y = 1]) \\
& \leq \mathbb{E}_{\Pi_1} |u - v| + 2\varepsilon.
\end{aligned}$$

Finally, we need to show that estimator for $(u, v, y) \sim \Pi_2$, the pair (u, y) is ε close to perfectly calibrated.

To this end, we will show that for any $u_0 \in \text{supp}(u)$, we have

$$|\mathbb{E}_{\Pi_2} [y|u = u_0] - u_0| \leq \frac{\varepsilon}{\Pr_{\Gamma^1}(y = 1)} u_0. \quad (35)$$

Indeed,

$$\begin{aligned}
\mathbb{E}_{\Pi_2} [y|u = u_0] - u_0 &= \frac{\Pr_{\Gamma^2}(y = 1)}{\Pr_{\Gamma^1}(y = 1)} \mathbb{E}_{\Pi_1} [y|u = u_0] - u_0 \\
&= \frac{\Pr_{\Gamma^2}(y = 1) - \Pr_{\Gamma^1}(y = 1)}{\Pr_{\Gamma^1}(y = 1)} u_0 \\
&= \pm \frac{\varepsilon}{\Pr_{\Gamma^1}(y = 1)} u_0.
\end{aligned}$$

Taking $u^* = \mathbb{E}_{\Pi_2} [y|u]$ to be the Bayes optimal predictor (which is perfectly calibrated), and averaging over u , since the total variation distance between Π_1 and Π_2 is bounded by ε , and $|u - u^*|$ is bounded by 1, we get $\mathbb{E}_{\Pi_2} |u^* - u| \leq \mathbb{E}_{\Pi_1} |u^* - u| + \varepsilon$. Finally, the latter quantity we can bound as follows

$$\begin{aligned}
\mathbb{E}_{\Pi_1} |u^* - u| &\leq \frac{\varepsilon}{\Pr_{\Gamma^1}(y = 1)} \mathbb{E}_{\Pi_1} [u] \\
&= \frac{\varepsilon}{\Pr_{\Gamma^1}(y = 1)} \Pr_{\Gamma^1}(y = 1) = \varepsilon,
\end{aligned}$$

where the equality $\mathbb{E}_{\Pi_1}(u) = \Pr_{\Gamma^1}(y = 1)$ follows from the fact that under Π_1 , the pair (u, y) is perfectly calibrated. \square

C Gaussian Kernels appendix

In this appendix we will discuss the kCE measure with respect to the Gaussian kernel $K(u, v) = \exp(-(u - v)^2)$. The associated RKHS has the following explicit description.

Fact C.1 ([BTA11]). *For the Gaussian kernel $K_{Gauss}(u, v) := \exp(-(u - v)^2)$, we have associated RKHS $\mathcal{H}_{Gauss} = \{h : \mathbb{R} \rightarrow \mathbb{R} : \int \hat{h}(\omega)^2 \exp(\omega^2) d\omega < \infty\}$, where \hat{h} denotes the Fourier transform of h . The associated inner product is given by*

$$\langle h_1, h_2 \rangle_{K_{Gauss}} = \int_{-\infty}^{\infty} \hat{h}_1(\omega) \hat{h}_2(\omega) \exp(\omega^2) d\omega,$$

in particular, for function $h : \mathbb{R} \rightarrow \mathbb{R}$,

$$\|h\|_{K_{Lap}}^2 = \int_{-\infty}^{\infty} \hat{h}(\omega)^2 \exp(\omega^2) d\omega = \sum_k \frac{\|h^{(k)}\|_2^2}{k!}.$$

We will show that if we chose Gaussian kernel, the associated calibration measure $\text{kCE}^{\text{Gauss}}$ does not satisfy robust soundness.

Theorem C.2. For every ε , there is a distribution Γ_ε over $[0, 1] \times \{0, 1\}$, such that $\text{smCE}(\Gamma_\varepsilon) \geq \Omega(\varepsilon^{5/2})$, and $\text{kCE}^{\text{Gauss}}(\Gamma_\varepsilon) \leq \mathcal{O}(\exp(-\varepsilon^{-1}))$.

On the other hand it satisfies significantly weaker continuity at 0 property.

Theorem C.3. For any f , if $\text{smCE}(f) = \delta$, then

$$\exp(-\mathcal{O}(\delta^{-4})) \leq \text{kCE}^{\text{Gauss}}(f) \leq \mathcal{O}(\sqrt{\delta}).$$

C.1 Lower bound

In order to prove theorem C.2, we will use the following lemma.

Lemma C.4. For any ε , there exist $\mathcal{O}(\varepsilon^{-1})$ -Lipschitz function $h_\varepsilon : \mathbb{R} \rightarrow [-1, 1]$, satisfying the following three properties

$$\int \hat{h}_\varepsilon(\omega)^2 \exp(-\omega^2) \leq \exp(-\varepsilon^{-1}) \quad (36)$$

$$\|h_\varepsilon - h_\varepsilon \mathbf{1}_{[-1/4, 1/4]}\|_2 \leq \exp(-\Omega(\varepsilon^{-1})) \quad (37)$$

$$\int_{-\sqrt{\varepsilon}}^{\sqrt{\varepsilon}} h_\varepsilon^2 \geq \Omega(\sqrt{\varepsilon}). \quad (38)$$

Proof. Let us denote $\phi_\gamma(t) := \exp(-t^2/\gamma^2)$. We define

$$h_\varepsilon(t) := \cos(t/\varepsilon) \phi_{\sqrt{\varepsilon}}(t).$$

This function is indeed $\mathcal{O}(\varepsilon^{-1})$ -Lipschitz, since

$$|h'_\varepsilon(t)| = \left| \frac{1}{\varepsilon} (\sin(t/\varepsilon)) \phi_{\sqrt{\varepsilon}} - 2 \frac{t}{\varepsilon} \cos(t/\varepsilon) \phi_{\sqrt{\varepsilon}}(t) \right| \leq \frac{3}{\varepsilon}.$$

Let us denote $\omega_0 := \frac{1}{\varepsilon}$. By standard properties of Fourier transform (i.e. $\widehat{fg} = \widehat{f} * \widehat{g}$, $\widehat{\cos(\omega_0 t)} = \delta_{-\omega_0} + \delta_{\omega_0}$ and $\widehat{\phi_\varepsilon} = \phi_{\varepsilon^{-1}}$), we have

$$\widehat{q}_\varepsilon(\omega) = \exp\left(-\frac{(\omega - \omega_0)^2}{\omega_0}\right) + \exp\left(-\frac{(\omega + \omega_0)^2}{\omega_0}\right).$$

We will show that

$$\int \exp\left(-2\frac{(\omega - \omega_0)^2}{\omega_0} - \omega^2\right) d\omega \leq 2 \exp(-\omega_0).$$

Indeed, we can rewrite

$$2\frac{(\omega - \omega_0)^2}{\omega_0} + \omega^2 = (\omega - \alpha)^2 - \beta + 2\omega_0,$$

where $\alpha \in [0, 2], \beta \in [0, 1]$ depend on ω_0 . Therefore

$$\int \exp\left(-2\frac{(\omega - \omega_0)^2}{\omega_0} - \omega^2\right) d\omega = \exp(-2\omega_0 + 1) \int \exp(-(\omega - \alpha)^2) \leq \mathcal{O}(\exp(-2\omega_0)).$$

This implies

$$\int \widehat{q}_\varepsilon(\omega)^2 \exp(-\omega^2) d\omega \leq \mathcal{O}(\exp(-\Omega(\omega_0))),$$

proving (36).

In order to prove (37), we have $|h_\varepsilon(t)| \leq \exp(-\omega_0 t^2)$, implying

$$\int_{1/4}^{\infty} h_\varepsilon(t)^2 \leq \exp(-\omega_0/8),$$

and similarly for the other tail.

Finally, for (38), since $\phi_{\omega_0}(t) \geq \Omega(1)$ for $t \in [-\sqrt{\varepsilon}, \sqrt{\varepsilon}]$ we have

$$\begin{aligned} \int_{-\sqrt{\varepsilon}}^{\sqrt{\varepsilon}} h_\varepsilon(t)^2 &\gtrsim \int_{-\sqrt{\varepsilon}}^{\sqrt{\varepsilon}} \sin^2(t/\varepsilon) \\ &\gtrsim \Omega(\sqrt{\varepsilon}). \end{aligned}$$

□

Proof of Theorem C.2. Distribution Γ_ε of $(v, y) \in [0, 1] \times \{0, 1\}$ will be given in the following way: we will sample v uniformly from $[1/4, 3/4]$, and sample $y|v$ such that $\mathbb{E}[y - v|v] = h_\varepsilon(v - 1/2)/4$, where h_ε is a function as in Lemma C.4.

Let us define $r(v) := \mathbb{E}[y - v|v]$. First, we need to check, if it provides a well-specified distribution, i.e. if $\mathbb{E}[y|v] \in [0, 1]$. Indeed, since $v \in [1/4, 3/4]$, and $h_\varepsilon \in [-1, 1]$, we have $v + h_\varepsilon/4 \in [0, 1]$.

Now, we wish to upper bound $\text{kCE}^{\text{Gauss}}(\Gamma_\varepsilon)$. For any $w \in B_{\mathcal{H}_{\text{Gauss}}}$, we have

$$\int_{-1/4}^{1/4} r(v)w(v) dv \leq \int_{-\infty}^{\infty} r(v)w(v) dv + \exp(-\Omega(\omega_0)),$$

using (37).

We will focus on bounding this latter integral.

$$\begin{aligned} \int_{-\infty}^{\infty} r(v)w(v) &= \int \widehat{r}(\omega)\widehat{w}(\omega) dv \\ &= \int \widehat{r}(\omega) \exp(-\omega^2/2)\widehat{w}(\omega) \exp(\omega^2/2) d\omega \\ &\leq \left(\int \widehat{r}(\omega)^2 \exp(-\omega^2) d\omega \right) \left(\int \widehat{w}(\omega)^2 \exp(\omega^2) d\omega \right) \\ &\leq C \exp(-\Omega(\omega_0)) \end{aligned}$$

where the last inequality follow from (36) in Lemma C.4 and the fact that $\|w\|_{\mathcal{H}_{\text{Gauss}}} \leq 1$.

Finally, to show that $\text{smCE}(v) \geq \varepsilon^{5/2}$, we take a test function $w(v) := \varepsilon r(v)$ which is Lipschitz, and observe that

$$\mathbb{E}(y - v)w(v) = \int_{1/4}^{3/4} r(v)^2 \geq \varepsilon^{5/2}$$

by (38).

□

C.2 Weak continuity at zero

Lemma C.5. *For any 1-Lipschitz function $w : [0, 1] \rightarrow [-1, 1]$, and any ε , there is a function $\tilde{w} : \mathbb{R} \rightarrow \mathbb{R}$ satisfying*

$$\|\tilde{w}\|_{\mathcal{H}_{Gauss}} \leq \exp(-\varepsilon^{-4})$$

and

$$\forall t \in [0, 1], |w(t) - \tilde{w}(t)| \leq \varepsilon.$$

Proof. Let us take a 1-Lipschitz extension of w to the entire \mathbb{R} , such that $\text{supp}(w) \subset [-1, 2]$. We can assume without loss of generality that w is differentiable (indeed, otherwise, as in the proof of Lemma 8.8, we can convolve it with mollifier g_ε to get a 1-Lipschitz and differentiable approximation of w up to error $\varepsilon/2$).

Note that

$$\int \hat{w}(\omega)^2 \omega^2 d\omega = \|w'\|_2^2 \leq 3. \quad (39)$$

Let us now let fix some cut-off frequency ω_0 , and define

$$\hat{\tilde{w}}(\omega) = \hat{w}(\omega) \mathbf{1}_{[-\omega_0, \omega_0]}(\omega).$$

We have $\tilde{w}(t)$ given by the inverse Fourier transform

$$\tilde{w}(t) = \int_{-\infty}^{\infty} \exp(-i\omega t) \hat{\tilde{w}}(\omega) d\omega.$$

We wish to show that $|\tilde{w}(t) - w(t)| \leq \varepsilon$. We have

$$\begin{aligned} w(t) - \tilde{w}(t) &= \int \mathbf{1}_{[|\omega| \geq \omega_0]} \hat{w}(\omega) \exp(-i\omega t) d\omega \\ &= \int \hat{w}(\omega) \omega \exp(-i\omega t) \omega^{-1} \mathbf{1}_{[|\omega| \geq \omega_0]} d\omega \\ &\leq \left(\int \hat{w}(\omega)^2 \omega^2 d\omega \right)^{1/2} \left(\int \exp(-i\omega t) \omega^{-2} \mathbf{1}_{[|\omega| > \omega_0]} d\omega \right)^{1/2}. \end{aligned}$$

The first term is bounded by (39), for the second

$$\int_{\omega_0}^{\infty} \exp(-i\omega t) \omega^{-2} d\omega \leq \int_{\omega_0}^{\infty} \omega^{-2} d\omega = \frac{1}{\omega_0}.$$

Therefore $|w(t) - \tilde{w}(t)| \leq \frac{6}{\sqrt{\omega_0}}$.

Taking $\omega_0 = \varepsilon^2$, we obtain the desired approximation.

Finally, we need to show the bound on $\|\tilde{w}\|_{\mathcal{H}_{Gauss}}$. We have

$$\begin{aligned} \|\tilde{w}\|_{\mathcal{H}_{Gauss}}^2 &= \int \hat{\tilde{w}}(\omega)^2 \exp(\omega^2) d\omega \\ &\leq \exp(\omega_0^2) \int \hat{w}(\omega)^2 d\omega \\ &\leq 3 \|w\|_2^2 \exp(\omega_0^2) \leq 9 \exp(\omega_0^2). \end{aligned}$$

□

Lemma C.6. For any two predictors f, g on the same space \mathcal{X} satisfying $\mathbb{E} |f - g| \leq \varepsilon$, we have

$$|\text{kCE}^{\text{Gauss}}(f) - \text{kCE}^{\text{Gauss}}(g)| \leq \mathcal{O}(\sqrt{\varepsilon}).$$

Proof. The proof is identical to Lemma 8.7.

We need to show

$$\|\mathbb{E}(y - f)\phi(f) - (y - g)\phi(g)\|_{\mathcal{H}} \leq \sqrt{\varepsilon},$$

by triangle inequality, and Jensen inequality, we need to show only

$$(\mathbb{E} \|\phi(f) - \phi(g)\|_{\mathcal{H}}^2)^{1/2} + (\mathbb{E} \|f\phi(f) - g\phi(g)\|_{\mathcal{H}}^2)^{1/2} \leq \mathcal{O}(\sqrt{\varepsilon}).$$

Indeed,

$$\mathbb{E} \|\phi(f) - \phi(g)\|_{\mathcal{H}}^2 = 2 - \mathbb{E} 2K(f, g) \leq \mathbb{E} |f - g|^2 \leq \mathbb{E} |f - g| \leq \varepsilon,$$

and similarly

$$\mathbb{E} \|f\phi(f) - g\phi(g)\|_{\mathcal{H}}^2 = \mathbb{E}[f^2 + g^2 - 2fgK(f, g)] \leq \mathbb{E}[f^2 + g^2 - 2fg(1 - |f - g|^2)] \leq \mathbb{E}[2(f - g)^2] \leq 2\varepsilon.$$

□

Proof of Theorem C.3. The statement follows from Lemma C.6 and Lemma C.5 in the exactly same way as Theorem 8.5. □