

# Keywords Reinforcement LM: Improving End-to-End Response Generation in Task Oriented Dialog

Xiao Yu, Qingyang Wu, Kun Qian, Zhou Yu

Columbia University

{xy2437, qw2345, kq2157, zy2416}@columbia.edu

## Abstract

In task-oriented dialogs such as MultiWoZ (Budzianowski et al., 2018), an informative and successful system response needs to include key information such as the phone number of a hotel. Therefore, we hypothesize that by asking the model to focus on generating more key quantities correctly, it can achieve better overall performance. In this paper, we propose a new training algorithm, **Keywords Reinforcement Language Modeling (KRLM)**, that aims to use a fine-grained reward function for each token and a new per-token Reinforcement Learning procedure to help the model learn keywords generation more robustly during inference. Empirical results show that our proposed KRLM training algorithm can achieve state-of-the-art performance on the inform rate, success rate, and combined score in the MultiWoZ benchmark dataset.

## 1 Introduction

Task-oriented dialog (TOD) systems aim to help users complete some pre-defined tasks such as booking a hotel and/or reserving a table in a restaurant. With the advent of numerous carefully annotated datasets, such as MultiWoZ (Budzianowski et al., 2018; Eric et al., 2019; Zang et al., 2020), CamRest676 (Wen et al., 2016b,a), and SGD (Rastogi et al., 2020), TOD systems can now be more easily trained, evaluated, and compared in metrics such as task success rate (Budzianowski et al., 2018).

Many TOD systems have been proposed, which can be broadly classified into two approaches. Traditional TOD system is built on a modular pipeline, and typically includes components such as: a) Natural Language Understanding (NLU) module to identify user’s intent and extract task-specific information; b) Dialog State Tracking (DST) module to maintain high-level information of current progress based on dialog history and user’s belief state; c) Dialog Policy Planning (DPL) module to

determine the content of system’s next response and; d) Natural Language Generation (NLG) module to generate an appropriate response in natural language. However, with advances in large-scale pretrained generative models (Brown et al., 2020; Raffel et al., 2020; Zhang et al., 2020; Peng et al., 2022), many recent approaches handle TOD as a more holistic task of end-to-end (E2E) generation. In this approach, often the dialog history is used as input, and the model directly generates the responses as well as the corresponding user belief states if needed. This could make dialog systems become easier to build, and work not limited to Yang et al. (2021); Lee (2021); He et al. (2022) have shown promising results in TOD benchmarks such as MultiWoZ.

However, as the standard Language Modeling (LM) objective, used especially in the E2E approach, does not directly account for TOD metrics such as task success rate, many recent work additionally introduce techniques from Reinforcement Learning (Zhao et al., 2019; Lubis et al., 2020; Ramamurthy et al., 2022). Reinforcement Learning (RL) aims to help a policy/model to maximize the discounted sum of rewards, and in the context of TOD, the rewards can be defined by metrics such as task success rate. Hence, models now can be trained to directly optimize for those TOD metrics, and prior approaches such as Zhao et al. (2019); Lubis et al. (2020) have shown state-of-the-art performance on task success rate and inform rate on MultiWoZ. However, those work also demonstrates the difficulty of using RL to maintain a natural response (e.g. a low BLEU score), and the overall training can be very time-consuming because text generation is often needed to perform exploration during RL.

In this paper, we similarly introduce techniques from RL to help improve TOD performances, but we aim to overcome the aforementioned problems by “simplifying” the text generation process.

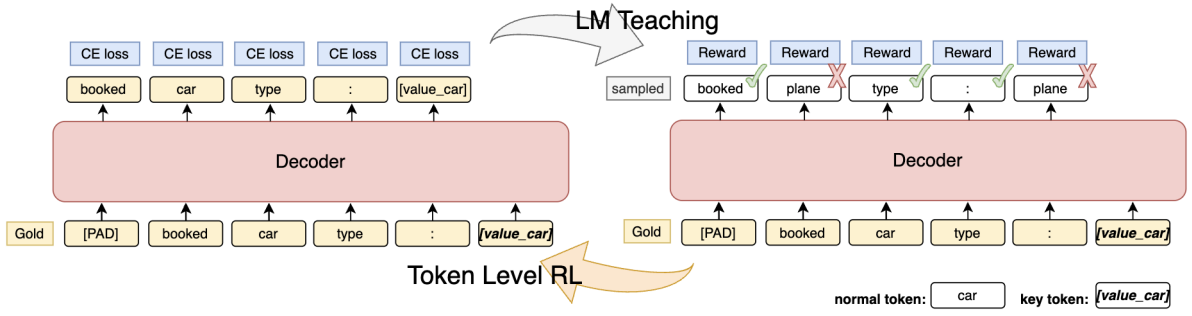


Figure 1: Reinforced Language Modelling. During LM, the model is explicitly taught the correct responses. During Token-Level RL, the model is tested on the task of predicting every single next token given the gold response.

We observe that for achieving a high task success/inform rate, one needs to ensure that key quantities, such as restaurant *phone number* and *address*, need to be generated correctly. Hence, instead of using RL algorithms to explore and find an entire response that maximizes task success/inform rate, we use RL to help the model only focus its learning on those key tokens. Specifically, we first propose a new scoring mechanism that penalizes incorrectly generated key quantities more heavily. Then, we use this per-token reward to construct a simpler per-token RL objective (see Figure 1). Finally, we combine this per-token RL objective with the traditional LM, which directly teaches the model the correct tokens, to further shorten exploration time, and propose our algorithm Reinforced Language Modelling (RLM). As we replaced a time-consuming sequence generation task with a faster per-token generation, we can train KRLM much quicker than prior RL approaches. Additionally, the traditional LM also becomes a natural component in this algorithm, serving as a teacher to guide RL to generate the correct key quantities.

This paper makes the following contributions:

- We propose a new per-token RL objective accompanied by a per-token reward function, which can be used to learn key quantities in a sentence more robustly. As this objective can be computed without sequence generation, training can be done much faster.
- We show that the standard LM objective is a special case of our new RL objective when combined with the simple policy gradient, reinstating the connection between RL and LM in our setting.
- We propose the Keywords Reinforcement

Language Modeling (KRLM) algorithm, which utilizes our new RL objective and symbiotically cooperates with LM to improve TOD performance.

- We evaluate KRLM on MultiWoZ, and show that using KRLM we can achieve state-of-the-art performance on E2E response generation.

## 2 Related Work

End-to-end dialog systems such as [Lei et al. \(2018\)](#); [Yang et al. \(2021\)](#); [Lee \(2021\)](#); [He et al. \(2022\)](#) have shown promising results in TOD benchmarks such as MultiWoZ. However, as the standard Language Modeling (LM) does not directly account for TOD metrics such as task success rate, works such as [\(Zhao et al., 2019; Lubis et al., 2020; Ramamurthy et al., 2022\)](#) further build on top of LM to incorporate RL techniques to improve TOD performance.

On one hand, approaches such as [Ramamurthy et al. \(2022\)](#) considers a “sequence-level” RL by first generating an entire sequence and then treating each word as an action  $p(x^{\text{gen}}|c) = \prod_i p(x_i^{\text{gen}}|x_{1:i-1}^{\text{gen}}, c)$ . This results in an astronomically large action space for the algorithm to explore, and [Ramamurthy et al. \(2022\)](#) counters this by only sampling from top- $p$  tokens during generation. While this reduces the action space, it still requires a time-consuming generation step. Additionally, the author recommends training RL from a LM fine-tuned checkpoint, hence effectively viewing the two as a separate task.

Alternatively, [Lubis et al. \(2020\)](#) reformulates generation  $p(x|c)$  to be conditioned on a latent action  $z$ , since  $p(x|c) = p(x|z)p(z|c)$ . By restricting the dimension of  $z$ , [Lubis et al. \(2020\)](#) can more directly use RL such as policy gradient because now the action space is more manageable. However,

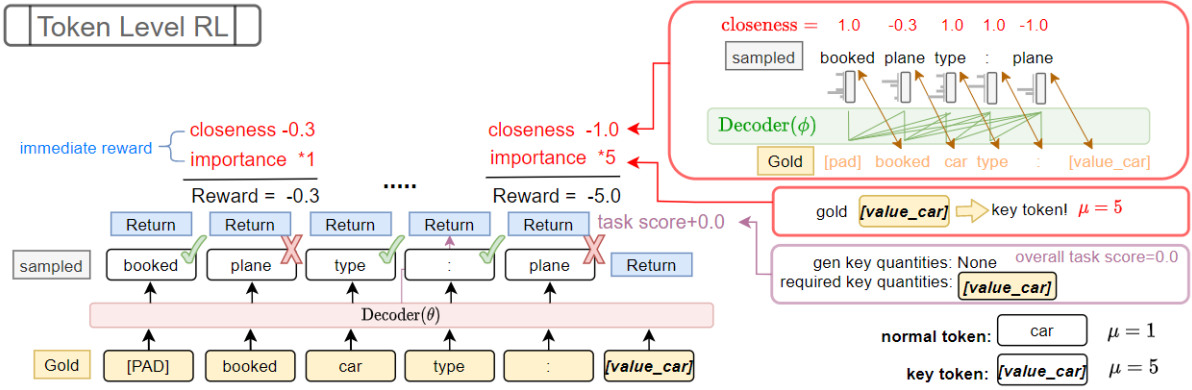


Figure 2: Token Level RL: return for each sampled token is a combination of individual immediate reward and future rewards. Immediate reward measures the semantic closeness of the generated token and the gold token, scaled by its importance  $\mu$ . Future rewards will help propagate final overall scores, such as task performance.

the author faces challenges from interpreting the latent action  $z$ , and while reaching state-of-the-art performance on task success rate and inform rate, the generated responses are often unnatural hence having a low BLEU score on MultiWoZ.

In this work, we aim to utilize RL in a different way by converting the *sequence-level* generation process during exploration to a *token-level* generation task. Specifically, we employ RL on the task of generating/sampling each next token (see Figure 1), which practically reduced the action space from  $|V|^T$  in a sequence-level RL of length  $T$ , to  $T$  token-level questions with action space  $|V|$ . This also by-passed the time-consuming generation step, and by utilizing LM as a teacher, we can train KRLM much faster than prior RL approaches while maintaining a high BLEU score thanks to the natural language modeling objective.

### 3 Approach

Traditional language modeling helps the model learn the probability of generating the correct token(s)  $x^{\text{gold}}$  given some input context  $c$ . This is typically done by using a cross-entropy loss:

$$\begin{aligned} \mathcal{L}_{\text{LM}}(\theta) &= - \sum_x p(x|c) \log p_{\theta}(x|c) \\ &= - \log p_{\theta}(x^{\text{gold}}|c) \end{aligned} \quad (1)$$

where the probability of  $p(x|c) = 0$  if  $x \neq x^{\text{gold}}$  in the provided training dataset. When the training dataset is large and diverse, this objective can be effective as shown by the success of large pretrained language models such as Raffel et al. (2020); Brown et al. (2020); Devlin et al. (2019). However, when the size of training corpus is limited, it

can be helpful to also penalize  $p_{\theta}(x|c)$ ,  $x \neq x^{\text{gold}}$  according to “how close” it is from the gold token, and also “how important” it is. Intuitively, this could provide more signals to the model, and help it focus on learning to generate more important tokens in an utterance, rather than spending too much time on other uncritical tokens.

Naturally, given some measure  $\mathcal{R}(x|c)$  of such *closeness* and *importance* for each token, we can achieve this by a “weighted learning”. Specifically, we can consider a gradient that is proportional to such a measure  $\mathcal{R}$ :

$$\nabla \mathcal{L}(\theta) \propto -\mathcal{R}(x|c) \nabla \log p_{\theta}(x|c) \quad (2)$$

which becomes the simple policy gradient method (Sutton et al., 1999) in Reinforcement Learning.

#### 3.1 Reinforcement Learning in NLP

Given a supervised dataset  $\mathcal{D} = \{(\mathbf{c}^i, \mathbf{x}^i)\}$  where  $\mathbf{c}^i$  is a context sequence and  $\mathbf{x}^i$  is a response sequence, the probability of generating  $\mathbf{x}^i$  can be modeled as:

$$p(\mathbf{x}^i|\mathbf{c}^i) = \prod_{t=1}^{T-1} p(x_{t+1}^{(i)}|x_{1:t}^{(i)}, \mathbf{c}^i),$$

where  $x_t^{(i)}$  is the  $t$ -th token in the  $i$ -th response, and  $T$  is the length of the response. As mentioned in Ramamurthy et al. (2022); Lubis et al. (2020), this generation can be formulated as a MDP problem  $\langle \mathcal{S}, \mathcal{A}, \mathcal{R}, \mathcal{P}, \gamma \rangle$ . The input context  $\mathbf{c}^i$  would be the initial state  $s_0 \in \mathcal{S}$ , and the response  $\mathbf{x}^i$  would represent the sequence of actions  $\mathbf{a}^i = \{a_1^{(i)}, a_2^{(i)}, \dots, a_{T-1}^{(i)}\}$  in an episode, where  $a_t^{(i)} \in \mathcal{A}$  is the  $t$ -th token in the  $i$ -th response. The reward function  $\mathcal{R}$  would represent

the ‘‘utility’’ of each action contributing towards the overall performance, such as task success in TOD. Typically, this is modeled by using  $\mathcal{R}(s, a) = 0$  for non-terminal states, and  $\mathcal{R}(s_T, a)$  for terminal states which can be computed by combining scores such as task success and BLEU (Rama-murthy et al., 2022; Arora et al., 2022). The transition function  $\mathcal{P} : \mathcal{S} \times \mathcal{A} \rightarrow \mathcal{S}$  would deterministically append the action  $a_t$  to the current state  $s_t$  so that  $s_{t+1} = (c_0, \dots, c_m, a_0, \dots, a_t)$ . Finally,  $\gamma \in [0, 1)$  is the discount factor.

### 3.2 Token-Level Reinforcement Learning

In our token-level reinforcement learning, instead of the sequence generation procedure, we consider a series of token-level generation task:

$$\left\{ p(x_1^{\text{gen}} | \mathbf{c}^{(i)}), \dots, p(x_T^{\text{gen}} | x_{1:T-1}^{(i)}, \mathbf{c}^{(i)}) \right\} \quad (3)$$

where the agent is asked to generate the next token  $x_t^{\text{gen}}$  given the current context and the gold response up to  $t - 1$ . This is particularly suitable for our goal of training a model to focus on generating key quantities, as we can use the gold response itself as an oracle to locate those key positions and penalize each generated token accordingly. Specifically, we first generate each next-token  $a_t = x_t^{\text{gen}}$  by sampling from  $p(X = x | x_{1:t-1}^{(i)}, \mathbf{c}^{(i)})$ . Then, given some reward function  $\mathcal{R}(s_t, a_t) \in [-1, 1]$  for each token (see Section 3.3 for details), we can use RL to promote the importance of learning those key tokens. Directly applying  $\mathcal{R}$  in Equation (2) we get, if  $x^{\text{gen}} = x^{\text{gold}}$  is generated correctly and corresponds to  $\mathcal{R} = 1$ ,

$$\nabla \mathcal{L}(\theta) \propto -\nabla \log p_\theta(x^{\text{gen}} | c)$$

this gives the same gradient as the traditional language modeling in Equation 1.

Although simple policy gradient fits nicely with language modeling in this formulation, using Equation 2 directly in practice suffer from high gradient variance (Schulman et al., 2015a; Wu et al., 2021). Therefore, in this paper we use PPO (Schulman et al., 2017) which instead uses the surrogate objective:

$$\mathcal{L}_{\text{PPO}} = -\min \left\{ r(\theta) \hat{A}, \text{clip}(r(\theta), 1 - \epsilon, 1 + \epsilon) \hat{A} \right\}, \quad (4)$$

where  $\hat{A}$  is the advantage function (in this work we used  $\hat{A} = G_t$  the discounted sum of rewards,

which is simpler while also an unbiased estimate of  $\hat{A}$  (Schulman et al., 2015b)),  $\epsilon$  is the clipping parameter, and  $r(\theta)$  is the ratio of the new policy to the old policy  $p_\theta^{\text{old}}$ :

$$x^{\text{gen}} \sim p_\theta(x | c), \quad r(\theta) = \frac{p_\theta(x^{\text{gen}} | c)}{p_\theta^{\text{old}}(x^{\text{gen}} | c)} \quad (5)$$

Empirically, it is important to note that this token level generation can be done in a single forward pass, followed by sampling from the output distribution. This is much faster than the generation procedure, and also allows us to use the gold response as a ‘‘self-supervised’’ metric to compute reward. Conceptually, this also means that such an approach can be generic to any sequence generation task beyond TOD where key tokens can be easily defined.

### 3.3 Token-Level Reward Function

To help the model improve its ability to generate key tokens, we need a reward function that potentially rewards/penalizes the model more when key tokens are generated correctly/incorrectly (i.e. *importance*). In Section 6.2, we empirically compared various reward functions and found that: a) providing a per-token reward measuring the *semantic closeness* in addition to providing a terminal reward for the entire sequence is helpful, and b) a context-aware reward can further improve performance.

To measure a per-token and context-aware score between the generated token  $a_t = x_t^{\text{gen}}$  and the gold token  $x_t$ , we draw inspiration from BERTScore (Zhang et al., 2019a), and consider using a neural network to compute a contextual semantic score. However, different from BERTScore which in general considers an overall semantic similarity between two standalone sequences potentially of different lengths, here we want to measure a per-token score between two sequences of the same length, with one sequence generated ‘‘from’’ another sequence (see Figure 2). Therefore, we consider a simpler approach. First, we use a decoder network  $\text{Decoder}(\phi)$  (e.g. a LM fine-tuned checkpoint) to compute the probability to generate any token  $x$  at time  $t$  given the context  $p_\phi(X_t = x | x_{1:t-1}^{(i)}, \mathbf{c}^{(i)})$ , which can be done in a single forward pass as all contexts are gold. Then, we index into the probability to find  $p_\phi(X = x_t^{\text{gen}} | x_{1:t-1}^{(i)}, \mathbf{c}^{(i)})$  of our generated tokens, as a measure of the semantic appropriateness of



$x_t^{\text{gen}}$  in the given context. We use this probability as a proxy of semantic closeness, and rescale it to  $[-1, 1]$  to be later compared with other approaches. Next, to ensure the score correctly reflects the gold tokens as the optimal choice, we manually set the score to 1 if  $x_t^{\text{gen}} = x_t$  for all tokens generated correctly, and in addition  $-1$  for  $x_t^{\text{gen}} \neq x_t$  for all *key* tokens. Finally, this results in our proposed per-token reward function:

$$\mathcal{R}(s_t, a_t) = \text{closeness}(a_t, x_t, \bar{c}) \cdot \mu \quad (6)$$

where  $\mu$  is a hyperparameter for adjusting the importance of key tokens. For example, in Section 4.3 we used  $\mu = 5$  for key tokens and  $\mu = 1$  for non-key tokens.

---

#### Algorithm 1 KRLM Training Algorithm

---

**Require:** generative network  $p_\theta$   
**Require:** semantic scoring network  $p_\phi$   
**Require:** supervised language dataset  $\mathcal{D}$   
**Require:** empty buffer  $B_L, B_S$

- 1: Repeat for  $n$  epochs:
- 2: **for** batch  $B_i$  in  $\mathcal{D} = \{B_1, \dots, B_m\}$  **do**
- 3:   Perform LM on  $B_i$  using Equation 1
- 4:   Update generative network  $p_\theta$
- 5:   Append  $B_i$  to Learned Batches  $B_L$
- 6:   **if**  $i \% \kappa == 0$  **then**
- 7:     **for** each batched episode  $B_j$  in  $B_L$  **do**
- 8:       Collect  $k$  samples per episode
- 9:       by sampling from Equation 3
- 10:      Calculate per-token reward
- 11:      using  $p_\phi$  and Equation 6
- 12:      Calculate per-token returns  $G_t$
- 13:      Append all to student buffer  $B_S$
- 14:    **end for**
- 15:    Perform RL on  $B_S$  using Equation 4
- 16:    Update generative network  $p_\theta$
- 17:    Clear  $B_L$  and  $B_S$
- 18:   **end if**
- 19: **end for**

---

### 3.4 Keyword Reinforcement LM

To further improve performance and shorten the exploration time of RL, we utilize traditional language modeling to help the model learn the correct tokens more quickly (see Appendix F). As mentioned in the previous section, LM can be seen as a special case of our token level RL when  $\mu = 1$  and the model generated the correct token (if we use Equation 2). Therefore, in this view

LM aims to *passively* instill the knowledge of correct tokens into the model, and our token-level RL aims to help the model *actively* practice its learned knowledge and focus on generating key quantities (see Figure 1). We thus combine LM and our token-level RL and propose our **Keywords Reinforcement Language Modeling** (KRLM) in Algorithm 1.

## 4 Experiments

### 4.1 Dataset and Preprocessing

We evaluate our algorithm on the MultiWoZ dataset (Budzianowski et al., 2018). MultiWoZ is a large-scale multi-domain TOD dataset consisting of 8438, 1000, and 1000 dialogs for training, validation, and test sets respectively. The dataset consists of seven domains: attraction, hotel, hospital, police, restaurant, taxi, and train. Each dialog consists of a sequence of user utterances and system responses, all annotated with the corresponding dialog state and system action.

We follow the preprocessing procedure from Zhang et al. (2019b) to delexicalize slot values for each system response, and use the standardized evaluation script released by Nekvinda and Dušek (2021), which has also been adopted by the official MultiWoZ dataset.

### 4.2 Evaluation Metrics

In our experiments, we primarily consider the task of end-to-end response generation. In MultiWoZ, response generation performance is evaluated by a combination of three metrics: **Inform rate** measures whether the system has provided an appropriate entity; **Success rate** measures whether the system has answered all the requested attributes; **BLEU** measures the fluency as compared to the references, which are also delexicalized. Finally, the **Combined** score is calculated as  $(\text{Inform} + \text{Success}) \times 0.5 + \text{BLEU}$ .

### 4.3 Model Architecture and Hyperparams

As our algorithm only requires a decoder, we can choose from both decoder-only networks such as GPT (Brown et al., 2020) and encoder-decoder networks such as T5 (Raffel et al., 2020). In this work, we use GODEL-base (Peng et al., 2022) as a backbone, which is a T5-base model pretrained on both texts and dialog datasets (but not on MultiWoZ). We implement our algorithm based on MT-TOD (Lee, 2021), which only performed minimal

Model	Backbone	Response Generation			
		Inform	Success	BLEU	Combined
LABES	-	68.5	58.1	18.9	82.2
DAMD	-	57.9	47.6	16.4	84.8
AuGPT	GPT-2	76.6	60.5	16.8	85.4
MinTL	T5-small	73.7	65.4	19.4	89.0
SOLOIST	GPT-2	82.3	72.4	13.6	90.9
DoTS	BERT-base	80.4	68.7	16.8	91.4
UBAR	DistilGPT-2	83.4	70.3	17.6	94.4
PPTOD	T5-base	83.1	72.7	18.2	96.1
BORT	T5-small	85.5	77.4	17.9	99.4
MTTOD	T5-base	85.9	76.5	19.0	100.2
GALAXY	UniLM-base	85.4	75.7	19.0	100.2
Mars-G*	T5-small	88.9	78.0	<b>19.9</b>	103.4
Baseline (MTTOD)	GODEL-base	86.0	77.4	18.9	100.6
+KRLM	GODEL-base	87.3	78.3	19.2	102.0
+finetune+KRLM	GODEL-base	<b>89.2</b>	<b>80.3</b>	19.0	<b>103.8</b>

Table 1: MultiWoZ End-to-End Response Generation Evaluation. The results of previous work are reported on the official leaderboard of MultiWOZ. \* indicates concurrent work.

network architecture modification hence easier to build upon.

For KRLM Algorithm, we use  $k = 3$  and  $\kappa = 0.5 \times \text{total steps per epoch}$  (see Appendix A for a full list). As task success and inform rate in MultiWoZ is highly correlated with generating the key tokens correctly, we use  $\mu = 5$  for key tokens such as *value\_address* and  $\mu = 1$  for non-key tokens. In addition, we add a terminal reward by measuring the F1-score of generated key tokens compared to the gold key tokens, as shown in Figure 2, to encourage task success and inform rate. Note that we did not additionally use a BLEU score for terminal reward, as we found the LM training in KRLM is sufficient.

#### 4.4 Main Results

We present the results of end-to-end response generation on MultiWoZ in Table 1. Since our implementation is based on MTTOD (Lee, 2021), we retrained using its publicly released code. We use GODEL-base (Peng et al., 2022) as a backbone, and report this as "Baseline (MTTOD)" in Table 1. Since KRLM is an algorithm targeted at improving response generation, we then applied it during the response generation training in place of standard LM in MTTOD, and we report the result as "+KRLM". Finally, as noted by Ramamurthy et al. (2022) that in practice training with RL algorithms can be benefited by initializing with an LM fine-

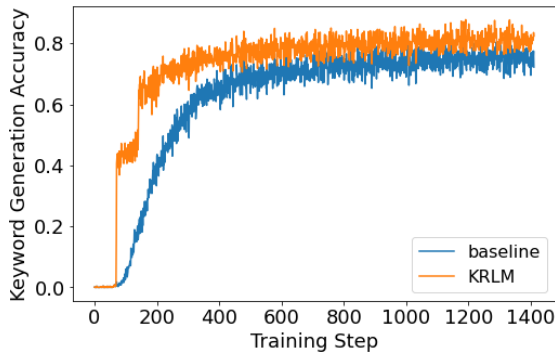
tuned checkpoint, we also trained KRLM from "Baseline" and report it as "+finetune+KRLM".

As shown in Table 1, when trained with KRLM we achieved an improvement of 1.4 in Combined Score as compared to our baseline, especially in the inform rate and success rate, with a 1.3 and 0.9 point improvement respectively. Additionally, we also observe that KRLM maintained a high BLEU score, which we believe is due to the LM objective in the algorithm. When trained from an LM finetuned checkpoint, KRLM further improves to a Combined Score of 103.8, with major improvements again in the success and inform rate. We believe this is because, as the model is already equipped with some knowledge of the correct tokens, KRLM can more easily help the model improve its ability to generate key tokens correctly, as compared to the case when trained from scratch.

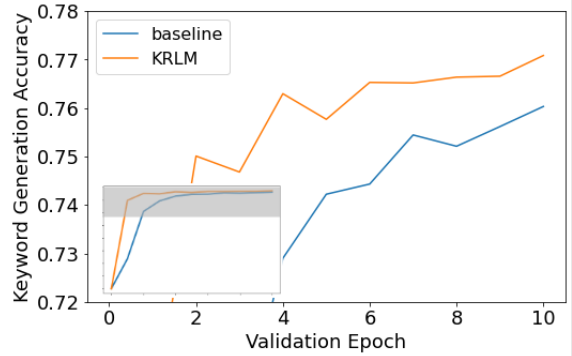
## 5 Analysis

### 5.1 Keyword Learning

As KRLM aims to improve the model’s ability to generate key quantities correctly, we track the accuracy of the model in generating key quantities during training and validation in Figure 3(a) and Figure 3(b), respectively. In this experiment, we feed in the gold contexts up to the key tokens, and the model is asked to generate the next token. We then compare the generated token to the gold key token, and calculate the accuracy by measuring



(a) Keyword Learning during Training



(b) Keyword Learning Validation

Figure 3: Keyword Generation Accuracy during Training and Validation. *Baseline* is the standard LM training algorithm. Both baseline and KRLM are trained from scratch.

Algo	Inform	Success	BLEU	Total
KRLM	89.2	80.3	19.0	103.8
+DST	93.0	83.6	19.1	107.4
+Both	93.5	90.9	29.8	122.0
<i>Train</i>	93.7	90.9	-	-

Table 2: Test Performance of KRLM when Generating with Gold Dialog State (+DST), and with both Gold Dialog State and Gold System Act (+Both). *Train* is the performance of the training dataset. Note that +DST is the same as the “policy optimization” task in MultiWoZ.

how often they match. As shown in Figure 3(b), only performing LM (baseline) leads to a slow increase in keyword generation accuracy during early training, as the model focuses on learning other non-key tokens due to their abundance (also see Appendix G). On the other hand, KRLM periodically uses RL to help the model focus on learning key tokens, which leads to a higher keyword generation accuracy throughout both training and validation.

## 5.2 Error Analysis

Despite reaching a higher inform rate and success rate as more key quantities are generated correctly, we still observe cases when the model misses some key tokens. We found that in many of those cases (see Appendix E for examples) the errors originate from incorrectly generated dialog states and system acts. This is understandable as we only used KRLM to improve the following response generation. To quantify this error, we additionally asked our trained model to generate responses when a) the gold dialog state is provided and b) both the

gold dialog state and the gold system action are provided. We present this result in Table 2, and found that using the gold dialog state (+DST) improved the overall score by almost 4 points, and using both the gold dialog state and the gold system action (+Both) further improved the overall score by 14.6 points, almost reaching the performance of the training dataset itself. This shows that the overall performance can further increase if techniques to improve dialog state and system act generation (e.g. Sun et al. (2022)) can be combined with KRLM, which we leave for future work.

Algo	Inform	Success	BLEU	Total
LM only	86.0	77.4	18.9	100.6
RL only	84.2	72.2	17.5	95.7
KRLM	<b>87.3</b>	<b>78.3</b>	<b>19.2</b>	<b>102.0</b>

Table 3: Performance of Individual Components of the KRLM Algorithm when Trained from Scratch.

## 6 Ablation Studies

### 6.1 KRLM Algorithm Ablation

As KRLM combines a standard LM training with our proposed token-level RL, we train each component separately and compare the results to the full KRLM algorithm in Table 3. Specifically, *LM Only* refers to training the model only with the LM objective. *RL Only* refers to training the model only with the RL objective in Algorithm 1, and in hope of speeding up training, we additionally appended gold demonstrations/responses to the student buffer in line 13 to provide more signals to the model (Wu et al., 2021). *KRLM* refers to the full KRLM algorithm. As shown in Table 3, KRLM

improves upon both *LM Only* and *RL Only*. We believe that this is because during KRLM training, after LM helped the model to learn an overall fluent response, token-level RL can then more easily aid the model to focus on learning key quantities, as shown in Figure 3 (and Appendix G). For a similar reason, incorporating LM also helped KRLM to be trained much faster than *RL Only* (see Appendix F).

Finetune+KRLM				
Reward	Inform	Success	BLEU	Total
<i>None</i>	86.0	77.4	18.9	100.6
<i>Zero</i>	88.3	77.9	18.9	102.0
<i>Error</i>	88.8	78.5	18.8	102.5
<i>Static.</i>	88.7	78.4	18.8	102.4
<i>BERTS.</i>	88.5	78.7	18.9	102.5
<i>Prob.</i>	<b>89.2</b>	<b>80.3</b>	<b>19.0</b>	<b>103.8</b>

Table 4: Performance of Training from Finetuned Weights with KRLM using Different per-token Reward. *None* refers to the baseline of only training with LM objective.

## 6.2 Token-Level Reward Function Ablation

Besides our proposed token-level reward in Section 3.3 (denote as *Prob.* in Table 5), we additionally experiment with 4 other approaches to show its effectiveness in our algorithm.

Specifically, we experimented with swapping out *Prob.* with the following alternatives: *Zero*, which assigns a zero score to all generated tokens, hence only using the terminal reward as a signal for the model to improve; *Error*, which assigns a hard penalty of  $-1$  whenever the generated token is incorrect; *BERTS.*, which uses the core mechanism in BERTScore (Zhang et al., 2019a) to measure the semantic similarity between the generated tokens and the gold tokens (see Appendix B for more details); *Static.*, which takes the static, context-unaware token embeddings from the embedding layer of GODEL-base and compute their cosine similarity as reward. In all cases, the same hyperparameters are used to make results more comparable.

We present these results in Table 4. When trained from a finetuned checkpoint, our proposed token-level reward (*Prob.*) outperforms all other alternatives. Interestingly, all reward functions that specified a per-token reward (i.e. *Error*, *BERTS.*, *Static.*) achieved improvements over *Zero*, which only relies on the terminal reward. This indicates that a more fine-grained per-token reward function

is helpful for KRLM. Additionally, *Prob.* improves upon *Error*, *BERTS.*, and *Static.*, because it can additionally/correctly capture the contextual information of the generated tokens in our setting. When trained from scratch, please refer to Appendix D.

Finally, it is worth mentioning that this token-level reward function is similar in spirit to the idea of label smoothing, which also intends to provide a more fine-grained control when penalizing mistakes. However, the main difference is that RL in general aims to *increase* the probability of highly rewarded tokens/actions and *decrease* the probability of making a mistake, while label smoothing approaches generally ask the model to learn *according to* a specific/pre-defined prior distribution. We believe that the former is more flexible as designing a reward can be much simpler and also adaptable to different tasks (Ramamurthy et al., 2022), while the latter can require significant engineering and/or expert knowledge.

## 7 Conclusion and Future Work

In this work, we explored an approach to utilize Reinforcement Learning to help the model focus on generating key quantities correctly. To achieve this, we designed a reward function to specify the relative importance of each token, and proposed a per-token RL scheme to help the model focus on keyword generation. Next, we combined this new RL objective with traditional LM to shorten training/exploration time, and proposed our Keywords Reinforcement Language Modeling (KRLM) training algorithm. Finally, we evaluated KRLM on the MultiWoZ dataset and showed that it can improve the overall performance of TOD models in both the inform and success rate, reaching new state-of-the-art performance on E2E response generation.

Although KRLM is faster to train compared to traditional sequence-generation based RL approaches, it does not help the model learn high-reward sequences that might *not* be present in the dataset. Therefore, in this aspect KRLM trades its potential to generate responses *better* than the dataset with its action space reduction. It would be interesting to explore if a more fine-grained trade-off can be found between the two. Additionally, in our error analysis we found that significant improvement can be achieved when the gold dialog state and/or system act is provided. This indicates that KRLM can be potentially combined with approaches aimed at improving DST and/or system



act generation (Sun et al., 2022), to further improve the overall performance of TOD models.

## References

- Kushal Arora, Kurt Shuster, Sainbayar Sukhbaatar, and Jason Weston. 2022. [Director: Generator-classifiers for supervised language modeling](#).
- Tom Brown, Benjamin Mann, Nick Ryder, Melanie Subbiah, Jared D Kaplan, Prafulla Dhariwal, Arvind Neelakantan, Pranav Shyam, Girish Sastry, Amanda Askell, Sandhini Agarwal, Ariel Herbert-Voss, Gretchen Krueger, Tom Henighan, Rewon Child, Aditya Ramesh, Daniel Ziegler, Jeffrey Wu, Clemens Winter, Chris Hesse, Mark Chen, Eric Sigler, Mateusz Litwin, Scott Gray, Benjamin Chess, Jack Clark, Christopher Berner, Sam McCandlish, Alec Radford, Ilya Sutskever, and Dario Amodei. 2020. [Language models are few-shot learners](#). In *Advances in Neural Information Processing Systems*, volume 33, pages 1877–1901. Curran Associates, Inc.
- Paweł Budzianowski, Tsung-Hsien Wen, Bo-Hsiang Tseng, Iñigo Casanueva, Ultes Stefan, Ramadan Osman, and Milica Gašić. 2018. Multiwoz - a large-scale multi-domain wizard-of-oz dataset for task-oriented dialogue modelling. In *Proceedings of the 2018 Conference on Empirical Methods in Natural Language Processing (EMNLP)*.
- Jacob Devlin, Ming-Wei Chang, Kenton Lee, and Kristina Toutanova. 2019. [BERT: Pre-training of deep bidirectional transformers for language understanding](#). In *Proceedings of the 2019 Conference of the North American Chapter of the Association for Computational Linguistics: Human Language Technologies, Volume 1 (Long and Short Papers)*, pages 4171–4186, Minneapolis, Minnesota. Association for Computational Linguistics.
- Mihail Eric, Rahul Goel, Shachi Paul, Abhishek Sethi, Sanchit Agarwal, Shuyang Gao, and Dilek Hakkani-Tur. 2019. Multiwoz 2.1: Multi-domain dialogue state corrections and state tracking baselines. *arXiv preprint arXiv:1907.01669*.
- Wanwei He, Yinpei Dai, Yinhe Zheng, Yuchuan Wu, Zheng Cao, Dermot Liu, Peng Jiang, Min Yang, Fei Huang, Luo Si, et al. 2022. [Galaxy: A generative pre-trained model for task-oriented dialog with semi-supervised learning and explicit policy injection](#). *AAAI*.
- Yohan Lee. 2021. [Improving end-to-end task-oriented dialog system with a simple auxiliary task](#). In *Findings of the Association for Computational Linguistics: EMNLP 2021*, pages 1296–1303, Punta Cana, Dominican Republic. ACL.
- Wenqiang Lei, Xisen Jin, Min-Yen Kan, Zhaochun Ren, Xiangnan He, and Dawei Yin. 2018. [Sequicity: Simplifying task-oriented dialogue systems with single sequence-to-sequence architectures](#). In *Proceedings of the 56th Annual Meeting of the Association for Computational Linguistics (Volume 1: Long Papers)*, pages 1437–1447, Melbourne, Australia. Association for Computational Linguistics.
- Nurul Lubis, Christian Geischauser, Michael Heck, Hsien-Chin Lin, Marco Moresi, Carel van Niekerk, and Milica Gasic. 2020. [LAVA: latent action spaces via variational auto-encoding for dialogue policy optimization](#). *CoRR*, abs/2011.09378.
- Tomáš Nekvinda and Ondřej Dušek. 2021. [Shades of BLEU, flavours of success: The case of MultiWOZ](#). In *Proceedings of the 1st Workshop on Natural Language Generation, Evaluation, and Metrics (GEM 2021)*, pages 34–46, Online. Association for Computational Linguistics.
- Baolin Peng, Michel Galley, Pengcheng He, Chris Brockett, Lars Liden, Elnaz Nouri, Zhou Yu, Bill Dolan, and Jianfeng Gao. 2022. [Godel: Large-scale pre-training for goal-directed dialog](#).
- Colin Raffel, Noam Shazeer, Adam Roberts, Katherine Lee, Sharan Narang, Michael Matena, Yanqi Zhou, Wei Li, and Peter J. Liu. 2020. [Exploring the limits of transfer learning with a unified text-to-text transformer](#). *Journal of Machine Learning Research*, 21(140):1–67.
- Rajkumar Ramamurthy, Prithviraj Ammanabrolu, Kianté Brantley, Jack Hessel, Rafet Sifa, Christian Bauckhage, Hannaneh Hajishirzi, and Yejin Choi. 2022. [Is reinforcement learning \(not\) for natural language processing?: Benchmarks, baselines, and building blocks for natural language policy optimization](#).
- Abhinav Rastogi, Xiaoxue Zang, Srinivas Sunkara, Raghav Gupta, and Pranav Khaitan. 2020. Towards scalable multi-domain conversational agents: The schema-guided dialogue dataset. In *Proceedings of the AAAI Conference on Artificial Intelligence*, volume 34, pages 8689–8696.
- John Schulman, Sergey Levine, Philipp Moritz, Michael Jordan, and Pieter Abbeel. 2015a. Trust region policy optimization. In *Proceedings of the 32nd International Conference on Machine Learning - Volume 37, ICML’15*, page 1889–1897. JMLR.org.
- John Schulman, Philipp Moritz, Sergey Levine, Michael Jordan, and Pieter Abbeel. 2015b. [High-dimensional continuous control using generalized advantage estimation](#).
- John Schulman, Filip Wolski, Prafulla Dhariwal, Alec Radford, and Oleg Klimov. 2017. [Proximal policy optimization algorithms](#). *CoRR*, abs/1707.06347.
- Haipeng Sun, Junwei Bao, Youzheng Wu, and Xiaodong He. 2022. [Mars: Semantic-aware contrastive learning for end-to-end task-oriented dialog](#).

- Richard S. Sutton, David McAllester, Satinder Singh, and Yishay Mansour. 1999. Policy gradient methods for reinforcement learning with function approximation. In *Proceedings of the 12th International Conference on Neural Information Processing Systems*, NIPS’99, page 1057–1063, Cambridge, MA, USA. MIT Press.
- Tsung-Hsien Wen, Milica Gašić, Nikola Mrkšić, Lina M. Rojas-Barahona, Pei-Hao Su, Stefan Ultes, David Vandyke, and Steve Young. 2016a. Conditional generation and snapshot learning in neural dialogue systems. *arXiv preprint: 1606.03352*.
- Tsung-Hsien Wen, David Vandyke, Nikola Mrkšić, Milica Gašić, Lina M. Rojas-Barahona, Pei-Hao Su, Stefan Ultes, and Steve Young. 2016b. A network-based end-to-end trainable task-oriented dialogue system. *arXiv preprint: 1604.04562*.
- Qingyang Wu, Lei Li, and Zhou Yu. 2021. [Textgail: Generative adversarial imitation learning for text generation](#). *AAAI*, 35:14067–14075.
- Yunyi Yang, Yunhao Li, and Xiaojun Quan. 2021. Ubar: Towards fully end-to-end task-oriented dialog systems with gpt-2. In *AAAI*.
- Xiaoxue Zang, Abhinav Rastogi, Srinivas Sunkara, Raghav Gupta, Jianguo Zhang, and Jindong Chen. 2020. Multiwoz 2.2: A dialogue dataset with additional annotation corrections and state tracking baselines. In *Proceedings of the 2nd Workshop on Natural Language Processing for Conversational AI, ACL 2020*, pages 109–117.
- Tianyi Zhang, Varsha Kishore, Felix Wu, Kilian Q. Weinberger, and Yoav Artzi. 2019a. [Bertscore: Evaluating text generation with BERT](#). *CoRR*, abs/1904.09675.
- Yichi Zhang, Zhijian Ou, and Zhou Yu. 2019b. [Task-oriented dialog systems that consider multiple appropriate responses under the same context](#). *CoRR*, abs/1911.10484.
- Yizhe Zhang, Siqi Sun, Michel Galley, Yen-Chun Chen, Chris Brockett, Xiang Gao, Jianfeng Gao, Jingjing Liu, and Bill Dolan. 2020. Dialogpt: Large-scale generative pre-training for conversational response generation. In *ACL, system demonstration*.
- Tiancheng Zhao, Kaige Xie, and Maxine Eskénazi. 2019. Rethinking action spaces for reinforcement learning in end-to-end dialog agents with latent variable models. *ArXiv*, abs/1902.08858.

## A KRLM Hyperparameters

For KRLM in MultiWoZ, we used  $k = 3$ ,  $\kappa = 0.5 \times \text{total steps per epoch}$ , sampling temperature during generation of 1.1, top-p during generation of 0.9, terminal reward scale of 5, learning rate of  $5e^{-5}$ , learning rate decay of  $0.2 \times \text{total steps in training}$ , batch size of 4, and seed 42. When trained from a finetuned checkpoint, we additionally added a regularization term using KL divergence (against the baseline model) with a weighting of 0.01 for all experiments. During testing, we used greedy decoding as (Lee, 2021) for generation.

## B BERTScore for KRLM

To apply BERTScore in our setting, we first treat our sampled sequence as a standalone generated sequence, and use the cosine similarity between the embedding of each pair of token  $x_t^{\text{gen}}, x_t^{\text{gold}}$  after passing through a finetuned GODEL-base as rewards. Note that we naturally have a one-to-one mapping between the generated and gold sequences, we can skip the maximal similarity matching step.

However, as shown in both Table 4 and Table 5, *BERTS.* does not perform as well as *Prob.*. This is because BERTScore is designed to measure the semantic similarity between two standalone sentences, while in our setting the generated sequence is conditioned on the gold response. Therefore, in cases when many generated tokens are incorrect, viewing the sampled sequence as a standalone generated sentence will distort each token’s contextual meaning, leading to sub-optimal performance.

## C Effect of $\kappa$ and $\mu$ in KRLM

We empirically tested a range of  $\kappa \in [0.2, 0.5, 1.0] \times \text{steps in an epoch}$ , and found that, when using a  $\kappa$  that is too small, the model is updated too frequently in between RL learning periods, and when  $\kappa = 1.0$ , keyword learning is delayed too much hence it could be difficult to achieve the “jump” in Figure 3 during early training. We will upload a table of thorough experiments on this in the future.

## D Additional Reward Function Ablation

We additionally show the effect of several per-token reward functions in our KRLM algorithm when trained from scratch. As shown in Table 5, all

variants using KRLM achieved improvement from baseline. Specifically, *Zero* reward and *Prob.* reward achieved the highest and second highest, with 102.2 and 102.0 as Combined Score, respectively.

KRLM				
Reward	Inform	Success	BLEU	Total
<i>None</i>	86.0	77.4	18.9	100.6
<i>Zero</i>	87.7	78.6	19.0	102.2
<i>Error</i>	86.2	78.6	19.2	101.6
<i>BERTS.</i>	87.2	78.1	19.0	101.7
<i>Static.</i>	87.2	77.6	19.3	101.7
<i>Prob.</i>	87.3	78.3	19.2	102.0

Table 5: Performance of Training from Scratch with KRLM using Different per-token Reward

## E KRLM Error Examples

We present three examples in Figure 6, Figure 7, and Figure 8 when KRLM trained model does not generate the required key quantities. We observe that in most cases, error originates from incorrectly generated system action and dialog state. This hints at a direction for further improvement in lines of making dialog state and system action generation more robust (Sun et al., 2022).

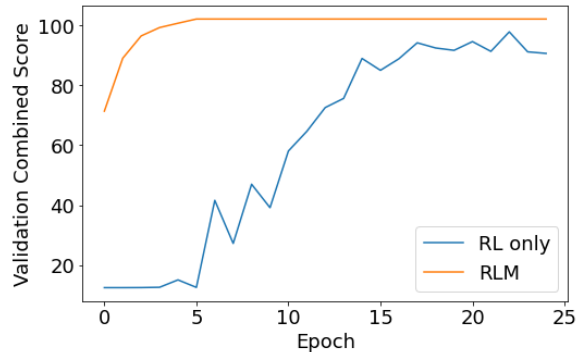


Figure 4: Performance of *RLM* and *RL Only* over Time. In *RL Only*, we remove the LM objective from KRLM, and for each sampled episode we additionally append its corresponding gold response.

## F Training Speed

To demonstrate the fast learning speed of KRLM as a result of incorporating LM, we compare the validation curve of KRLM and *RL only* in Figure 4. As shown in Figure 4, KRLM can be trained much faster than *RL only*. This is because the LM objective during training directly “shows” the model the

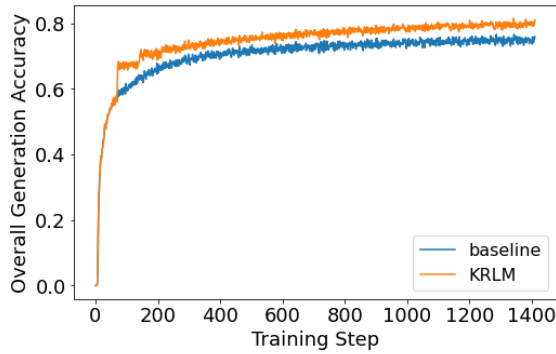
correct tokens (see Figure 2), hence reducing the exploration time of our token-level RL.

## G Additional Keyword Learning Curves

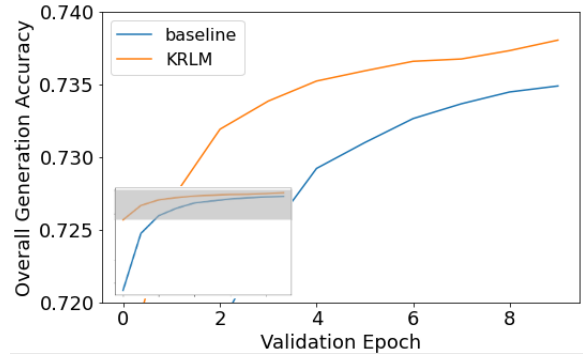
In addition to comparing the keyword generation accuracy (see Section 5.1), we also show the overall generation accuracy learning curves in Figure 5. Overall generation accuracy is measured by how often a generated token  $x_t^{\text{gen}} | x_{1:t-1}^{\text{gold}}, c$ , whether it is a key token or a non-key token, matches the ground truth  $x_t^{\text{gold}}$ .

As shown in Figure 5, KRLM can achieve higher accuracy than baseline during both training and validation. We believe this is because KRLM, especially during the early stages of training, can learn both the correct normal tokens (LM) *and the correct key tokens* (token-level RL) as shown in Figure 3, hence achieving also an overall higher accuracy.






(a) Keyword Learning during Training





(b) Keyword Learning Validation


Figure 5: Token Generation Accuracy during Training and Validation. *Baseline* is the standard LM training algorithm. Both baseline and KRLM are trained from scratch.

Dialog: SNG01380

 i am looking for a particular restaurant . its name is called restaurant alimentum

 "restaurant": {  
    "name": "restaurant alimentum"  
}

 [restaurant] [inform] food price area name [offerbook]  
[restaurant] [inform] food price area address name postcode phone

 [value\_name] is an [value\_pricerange] [value\_food] restaurant in the [value\_area] .  
would you like me to make a reservation for you ?  
[value\_name] offers [value\_food] found [value\_area] has [value\_pricerange]  
price range [value\_phone] [value\_postcode] [value\_address]




Figure 6: KRLM Generation Error Example 1. Texts in black are the input context, in blue are the generated tokens, and in yellow/gold are the ground truth. Texts highlighted in red are incorrect/missing key quantities compared to the ground truth.

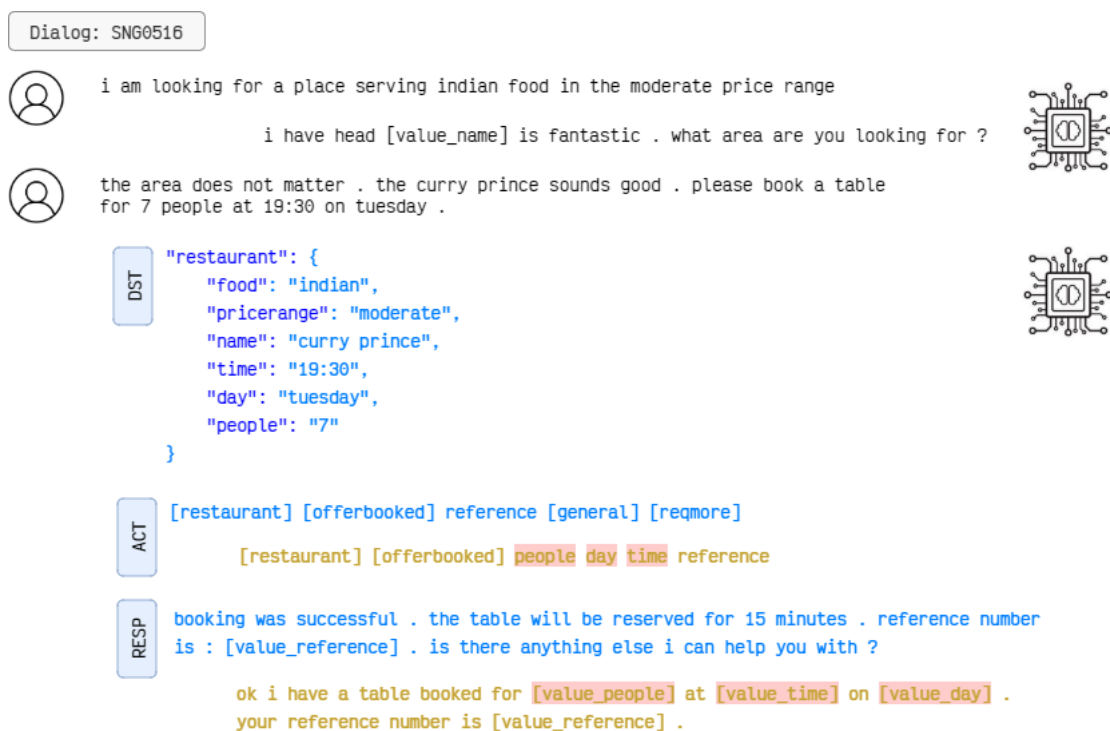


Figure 7: KRLM Generation Error Example 2. Texts in black are the input context, in blue are the generated tokens, and in yellow/gold are the ground truth. Texts highlighted in red are incorrect/missing key quantities compared to the ground truth.



Figure 8: KRLM Generation Error Example 3. Texts in black are the input context, in blue are the generated tokens, and in yellow/gold are the ground truth. Texts highlighted in red are incorrect/missing key quantities compared to the ground truth.