

# Leveraging per Image-Token Consistency for Vision-Language Pre-training

Yunhao Gou<sup>1,2\*</sup> Tom Ko<sup>3</sup> Hansi Yang<sup>2</sup> James Kwok<sup>2</sup> Yu Zhang<sup>1,4†</sup>  
Mingxuan Wang<sup>1</sup>

<sup>1</sup>Southern University of Science and Technology, <sup>2</sup>Hong Kong University of Science and Technology

<sup>3</sup>ByteDance AI Lab, <sup>4</sup>Peng Cheng Laboratory

{ygou, hyangbw, jamesk}@connect.ust.hk

{tom.ko, wangmingxuan.89}@bytedance.com

yu.zhang.ust@gmail.com

## Abstract

Most existing vision-language pre-training (VLP) approaches adopt cross-modal masked language modeling (CMLM) to learn vision-language associations. However, we find that CMLM is insufficient for this purpose according to our observations: (1) Modality bias: a considerable amount of masked tokens in CMLM can be recovered with only the language information, ignoring the visual inputs. (2) Under-utilization of the unmasked tokens: CMLM primarily focuses on the masked token but it cannot simultaneously leverage other tokens to learn vision-language associations. To handle those limitations, we propose **EPIC** (Leveraging Per Image-Token Consistency for vision-language pre-training). In EPIC, for each image-sentence pair, we mask tokens that are salient to the image (i.e., Saliency-based Masking Strategy) and replace them with alternatives sampled from a language model (i.e., Inconsistent Token Generation Procedure), and then the model is required to determine **for each token** in the sentence whether they are consistent with the image (i.e., Image-Text Consistent Task). The proposed EPIC method is easily combined with pre-training methods. Extensive experiments show that the combination of the EPIC method and state-of-the-art pre-training approaches, including ViLT, ALBEF, METER, and X-VLM, leads to significant improvements on downstream tasks.

## 1. Introduction

Vision-language pre-training (VLP) [5, 12, 21, 29, 30, 33, 37] aims to learn multi-modal representations from large-scale image-text pairs. A pre-trained vision-language model

(VLM) fine-tuned with only a small amount of labeled data has shown the state-of-the-art performance in many downstream tasks such as visual question answering and image-text retrieval.

A primary concern in developing pre-training objectives for VLP models is how to learn better vision-language associations. In addition to coarse-grained approaches such as image-text matching/contrasting [10, 14, 27] that align concepts from two modalities at the sample level, fine-grained approaches such as cross-modal masked language/image modeling (CMLM/CMIM) [16, 19, 32] learn vision-language associations at the token-object level. For example, as shown in Fig. 1, given a paired picture and a sentence “Blue and yellow hydrant on the grass”, when we mask “hydrant”, to correctly recover the token, the model has to “find” the actual object in the image and associates the word “hydrant” with its corresponding image regions.

While effective, CMLM is insufficient for learning vision-language associations because of two reasons: (1) modality bias; (2) under-utilization of unmasked tokens.

Modality bias in vision-language understanding refers to leveraging only one modality for training/inference so that the cross-modal knowledge is not well explored [23]. We argue that modality bias exists in CMLM and prevents the model from learning sufficient vision-language associations. Concretely, in CMLM we expect our model to mask *salient tokens*<sup>1</sup> such as “blue”, “yellow”, “fire-hydrant”, and “grass” as shown in the left of Fig. 1. These tokens are informative for learning vision-language association because masking them enforces the model to find the answer from the visual modality. However, whether a token is salient is unknown in practice as we only have access to image-sentence level annotations. Given a fixed and relatively small masking ratio (typically 15% in CMLM), we might

\* Work was done when the author interned at ByteDance AI Lab

† The corresponding author.

<sup>1</sup>The definition of “saliency” is given in Sec. 4.4.

end up masking other tokens that are less informative. For example, in the middle of Fig. 1, masking “the” and “and”, the model could predict the masked tokens with only language information, circumventing vision-language reasoning, which is a case of modality bias. Therefore, the modality bias could make CMLM insufficient to learn vision-language associations.

Another cause of the insufficiency in CMLM results from the under-utilization of unmasked tokens. Similar to Masked Language Modeling (MLM) [6] in language pre-training, in CMLM, the loss is computed over masked tokens rather than all tokens in the sentence. As a result, the learning of cross-modal association is guaranteed only for the masked tokens instead of the remaining unmasked ones. For example, in Fig. 1, as an ideal case, there are four associations (in black arrows) between text tokens and the corresponding regions, while there is only one association in the case of CMLM. Therefore, CMLM is incapable of leveraging all the tokens (including unmasked ones) for learning vision-language associations.

To expedite the learning of cross-modal associations in VLP, we propose EPIC (IEveraging Per Image-Token Consistency for vision-language pre-training). In EPIC, for each image-sentence pair, we mask tokens that are salient to the image (Saliency-based Masking Strategy) and make them “inconsistent”<sup>2</sup> with the image by replacing them with alternatives from a BERT-like language model (Inconsistent Token Generation Procedure), and after that, the model is required to determine *for each token* in the sentence whether they are consistent with the image (Image-Text Consistent (ITC) Task). In the ITC task, because we mask salient tokens and apply a language model to generate inconsistent tokens from them, the model has to refer to the visual modality to determine whether a token is inconsistent. Therefore, the modality bias problem could be alleviated. Moreover, we make better use of the unmasked tokens for learning vision-language association as the ITC task requires the model to determine whether *each token* is consistent with the image.

Practically, the proposed EPIC method is easy to implement and widely applicable to a lot of vision-language model architectures. We demonstrate the effectiveness of our approach on various pre-training approaches, including ViLT [21], ALBEF [14], METER [8], and X-VLM [39], and observe significant improvement on downstream tasks. For example, on MSCOCO image-text retrieval, the proposed EPIC method achieves an absolute gain of 2.5% and 4.7% over METER and ViLT, respectively, in terms of the Recall@1 score. On visual reasoning tasks (e.g., NLVR2), the proposed method improves over ALBEF by 1.8% and X-VLM (the state-of-the-art method within its model scale) by 1.3%. The proposed method also promotes better gener-

alization of pre-training models. For example, in zero-shot image-text retrieval, we improve X-VLM by 3.9% (COCO) and ViLT by 9.9% (Flk30k).

## 2. Related Work

**Learning Vision-Language Associations.** In vision-language pre-training, [10, 14, 17, 27, 38] use a contrastive objective to learn the associations between sentences and images at a coarse-grained level. However, models pre-trained with this objective give unsatisfactory results on vision-language reasoning tasks such as VQA [1] and NLVR2 [31] which require understanding fine-grained vision-language associations. Cross-Modal Masked Language/Image Modeling (CMLM/CMIM) [2, 16, 19, 20] and its variants are applied to learn fine-grained vision-language associations in a self-supervised way. In addition to CMLM/CMIM, [7, 11, 15, 39] further leveraged annotated region-phrase (e.g., bounding boxes) image-text data to enable the model with more sophisticated vision-language reasoning abilities.

**Cross-Modal Masked Language/Image Modeling.** CMLM and CMIM are widely adopted as pre-training objectives in vision-language pre-training. They corrupt a token/patch of a sentence/image and train the model to reconstruct the original data with information from both modalities. LXMERT [32] found that loading BERT into the text encoder harmed pre-training because the pre-trained BERT could achieve a good CMLM accuracy and thereby circumvent the cross-modal reasoning process. Recently, similar to our observations, [2] showed that roughly 50% of the masked token in CMLM are punctuation or stop-words, leading to sample inefficiency of CMLM. They propose a rule-based masking strategy to mask object words, content words, or words with high concreteness [3] in CMLM according to different downstream tasks, expecting such words to be more related to the visual input. Such a strategy lacks generalization ability and cannot scale to more downstream tasks.

**Modality Bias in Vision-Language Understanding.** In CMLM, predicting the masked token without referring the visual modality could be seen as a consequence of modality bias towards language in vision-language understanding. Due to the existence of modality bias, the learning of vision-language associations is weakened. Similarly, modality bias also happens in visual question answering (VQA) [1] where the model is required to answer a question given a visual input. For example, simply answering “tennis” to the sport-related questions can achieve approximately 40% accuracy [23] on the VQA v1.0 dataset. To reduce such a bias, CF-VQA [23] proposes a counterfactual framework which directly subtracts the language-based predictions from the answers. In the proposed EPIC method, we mitigate the negative influence of the language bias by allowing the model to

<sup>2</sup>We provide a formal definition of (in)consistency tokens in Sec. 4.2.

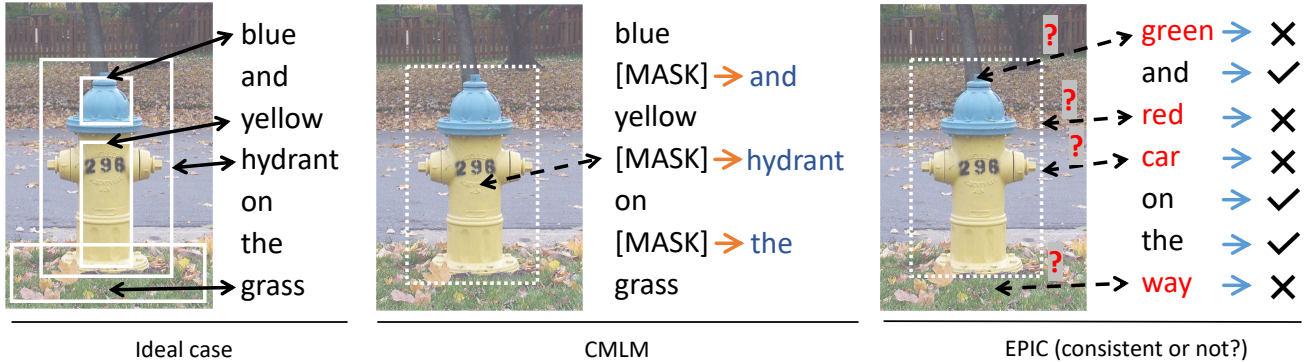


Figure 1. Illustrations of vision-language associations learning. **Ideal case**: fine-grained annotations (image regions and corresponding text tokens) are given, we could learn explicit associations (solid lines); **CMLM**: Without fine-grained annotations, we create supervisions by masking, but this could be insufficient due to limited masking ratios and modality bias. **EPIC**: We could find out salient tokens and corrupt them for learning more associations. Both **CMLM** and **EPIC** learn implicit associations due to lack of region annotations.

learn more vision-language associations over a wider range of tokens.

### 3. Empirical Analysis

In this section, we empirically analyse the existence of modality bias and under-utilization of unmasked tokens in CMLM. We provide details for relevant experiment in Appendix A.

**Identifying Modality Bias.** If there is a strong modality bias towards language in (Cross-Modal Language Modeling) CMLM, a pure language model (LM) blind to the visual inputs would achieve a comparable accuracy on the Masked Language Modeling (MLM) task. Otherwise, the LM would lag behind the vision-language model (VLM) by a large margin. Based on this, we conduct CMLM on a VLM and MLM on a LM, respectively. They share the same input sentences and masked tokens, while the former receives visual inputs additionally. As shown in Fig. 2a, though using visual modality is helpful to recover the original token (80% Acc.), a pure LM has already achieved an accuracy of 70%. Therefore, a modality bias towards language does exist in the training of CMLM.

**Under-utilization of Unmasked Tokens.** If CMLM is weak at reasoning associations between images and the *unmasked* tokens, replacing the unmasked ones with alternatives based on the language context should not prevent the model from recovering the masked tokens; otherwise, the performance of CMLM would drop severely because the language context is inconsistent with the image. Therefore, we use a pre-trained VLM and LM to do inference on CMLM and MLM, respectively, under a corrupted context, where we randomly replace unmasked tokens by sampling from the MLM head of a BERT. As illustrated in Fig. 2b, both the VLM and LM suffers from performance deterioration under different corrupt ratios. However, even

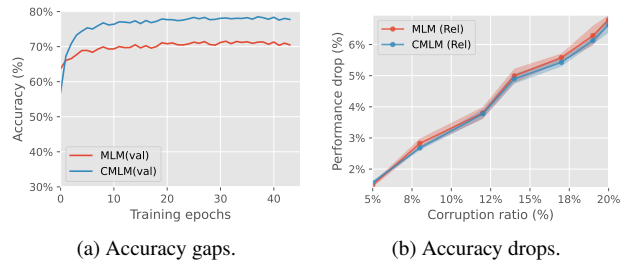


Figure 2. Left: CMLM/MLM accuracy of VLM/LM (y-axis) as the training process proceeds (x-axis). Right: relative accuracy drop of CMLM/MLM (y-axis) as we corrupt more unmasked tokens (x-axis).

though the text contexts are inconsistent with the image after corruption, VLM does not demonstrate relatively severer performance drop compared to LM. In fact, the curves of CMLM and MLM tend to overlap with each other in terms of relative performance drop. Hence, we conclude that CMLM is weak at learning associations between unmasked tokens and the images.

### 4. Methodology

In this section, we first introduce the preliminaries of our method in Sec. 4.1, then we introduce the three components of EPIC. We formulate the ITC task and introduce the concept of token consistency w.r.t an image in Sec. 4.2. We design the inconsistent token generation procedure in Sec. 4.3 and the saliency-based masking strategy in Sec. 4.4. Fig. 3 gives a visualized overview of the proposed method. We describe a complete algorithm of EPIC in Appendix B.

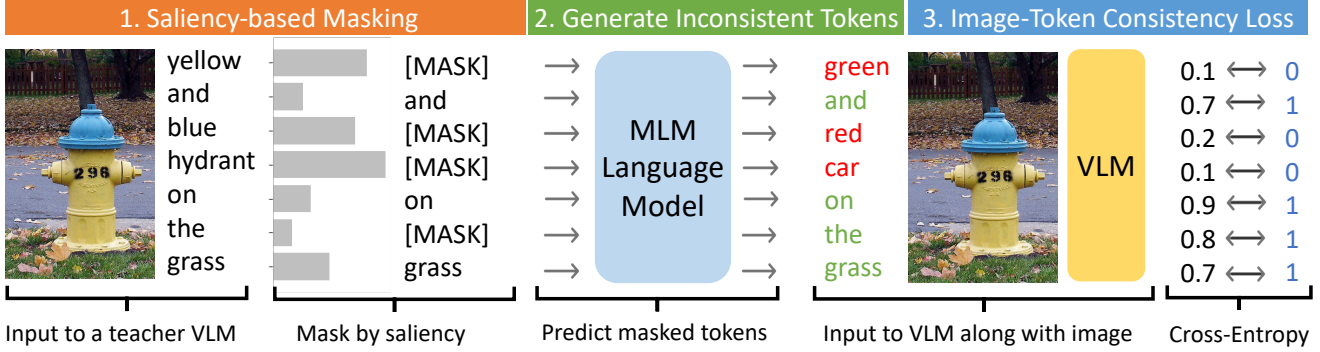


Figure 3. An overview of EPIC. The input image and sentence are input to a teacher VLM to obtain the saliency for each text token w.r.t the image. Then we mask accordingly and generate tokens inconsistent with the image though a language model (fine-tuning during pre-training). Finally we train the VLM to determine for each token whether it is inconsistent with the image (ITC).

#### 4.1. Preliminaries

**Pre-training Framework.** In vision-language pre-training, we have access to paralleled image-text data  $\mathcal{D} = \{(w_i, v_i)\}_{i=1}^N \sim P_{\mathcal{W}, \mathcal{V}}$ . More specifically, for any sentence  $w = [w_1, \dots, w_n]$ , there is a corresponding image  $v = [v_1, \dots, v_m]$  in the form of either grid-based or region-based features [8]. Without loss of generality, we assume a vision-language model  $f_{VL}(\cdot)$  in METER [8] of the following form: given a pair of sentence  $w$  and image  $v$ , it first extracts both text features and visual features via a text encoder and a vision encoder. The text and visual features are then fed into a multi-modal fusion module consisting of several layers of self-attention followed by cross-attention to produce cross-modal representations for text and image. Notice that for other architectures such as ViLT [12], ALBEF [14], and X-VLM [39], the proposed method is still applicable.

#### 4.2. Image-Token Consistency

First, we introduce the concept of consistency of a text token with respect to an image.

**Consistency of Text Tokens w.r.t Images.** In vision-language pre-training, we assume that the dataset is clean (without noise) and that we have access to the marginal distribution of the text corpus  $P_{\mathcal{W}}$ . For a pair of text  $w$  and image  $v$ , a text token  $w_i$  in  $w$  is “consistent” with the image given the remaining tokens, i.e.,  $P_{\mathcal{W}, \mathcal{V}}(\mathbf{W} = w, \mathbf{V} = v)$  is large. If we replace a token  $w_j$  with  $w'_j$  such that the new sentence  $\bar{w}$  (1) does not match the semantic content of the image, i.e.,  $P_{\mathcal{W}, \mathcal{V}}(\mathbf{W} = \bar{w}, \mathbf{V} = v)$  is small; (2) is linguistically proper, i.e.,  $P_{\mathcal{W}}(\mathbf{W} = \bar{w})$  is large, then  $w'_j$  is inconsistent with the image given the remaining tokens.

As an example shown in Fig. 3, for a sentence “Yellow and blue hydrant on the grass”, word “hydrant” is consistent with the image given the remaining words, while if we replace “yellow” with “green”, it produces a sentence that

does not match the image, so “green” is inconsistent.

**Task Formulation.** In this task, given an image  $v$  and a sentence  $\bar{w}$  with inconsistent tokens at positions  $\mathcal{T}$ , the model is required to determine for each token whether it is consistent with the image. We will introduce the generation process of  $\bar{w}$  and  $\mathcal{T}$  in Sec. 4.3.

The  $\bar{w}$  and  $v$  are fed into VLM to obtain the last layer hidden representations of  $\bar{w}$  as  $\{\bar{h}_i^{VL}\}_{i=1}^n$ . Denoting by  $\beta$  the weight vector for decision, the probability of each token from position  $i = 1$  to  $n$  to be consistent with the image is computed as

$$D_{ITC}^i = \text{sigmoid}(\beta^T \bar{h}_i^{VL}). \quad (1)$$

Therefore, for a pair of sentence and image, the EPIC model is to minimize the following binary classification loss as

$$\mathcal{L}_{ITC} = - \sum_{i \notin \mathcal{T}} \log D_{ITC}^i - \sum_{i \in \mathcal{T}} \log (1 - D_{ITC}^i). \quad (2)$$

**Leveraging Unmasked Tokens.** It is easy to see in Eq. (2) that the loss is computed for all the tokens either they are consistent or inconsistent. Conceptually, the EPIC model is tasked to determine for all the token whether they are consistent with the image or not. Therefore, the ITC task leverages more tokens for learning vision-language associations.

**Mitigating Modality Bias.** In the second condition of the inconsistent tokens, we require them to be linguistically proper for the sentence. We argue that this is essential for the ITC task to alleviate the modality bias problem because if the sentence after replacement  $\bar{w}$  is not linguistically proper, then the VLM could identify the replaced tokens simply using the language context only. As a result, the VLM does not learn vision-language associations by decreasing  $\mathcal{L}_{ITC}$ , instead, it simply conducts language modeling.



### 4.3. Generating Inconsistent Tokens

In this section, we introduce how to generate sentences  $\bar{w}$  with inconsistent tokens that full-fill the two conditions of inconsistent tokens in Sec. 4.2. Strictly, we have to model the the distributions  $P_{\mathcal{W}, \mathcal{V}}$  and  $P_{\mathcal{W}}$  for generation but this is hard to achieve. Instead, we propose to approximately generate inconsistent tokens with a BERT-like language model.

Concretely, assume we have a set of masking positions  $\mathcal{M}$  (we discuss how to obtain  $\mathcal{M}$  in Sec. 4.4), then given the original text sequence  $w$ , we first mask the corresponding tokens by replacing them with the [MASK] symbol.

$$w^{\text{mask}} = \text{MASK}(w, \mathcal{M}) \quad (3)$$

The resulting sentence  $w^{\text{mask}}$  is fed to an auxiliary BERT-like language model  $f_L(\cdot)$  to obtain a sequence of contextual representations  $\mathbf{H}^L = \{\mathbf{h}_i^L\}_{i=1}^n$ . Then we obtain the probability for predicting a particular token  $w_k$  as

$$p_{\text{MLM}}(w_k | \mathbf{h}_i^L) = \frac{\exp(\mathbf{e}(w_k)^\top \mathbf{h}_i^L)}{\sum_{w'} \exp(\mathbf{e}(w')^\top \mathbf{h}_i^L)}, \quad (4)$$

where  $e(\cdot)$  denotes the token embedding. The new sentence including the inconsistent tokens is  $\bar{w} = [\bar{w}_1, \dots, \bar{w}_n]$ :

$$\bar{w}_i \sim p_{\text{MLM}}(w | \mathbf{h}_i^L). \quad (5)$$

The positions of the inconsistent tokens  $\mathcal{T}$  are obtained by:

$$\mathcal{T} = \{t | \bar{w}_t \neq w_t, \forall t \in \mathcal{M}\}. \quad (6)$$

We also train the language model to fit to the sentence during pre-training by a MLM objective:

$$\mathcal{L}_{\text{GEN}} = - \sum_{i \in \mathcal{M}} \log p_{\text{MLM}}(w_i | \mathbf{h}_i^L) \quad (7)$$

We provide justification for using a language model to approximately full-fill the two conditions of inconsistent tokens. First, the language model has no access to the visual inputs,  $P_{\mathcal{W}, \mathcal{V}}(\mathbf{W} = \bar{w}, \mathbf{V} = v)$  is likely to be small, so it generates samples approximating the 1<sup>st</sup> condition. Second, since the language model is fine-tuned during pre-training,  $P_{\mathcal{W}}(\mathbf{W} = \bar{w})$  is likely to be large, thus it generates samples that could approximate the 2<sup>nd</sup> condition.

### 4.4. Saliency-based Masking

In this section, we discuss how to obtain masking positions  $\mathcal{M}$ . First, we introduce the concept of saliency.

**Saliency of Text Tokens w.r.t Images.** For a pair of sentence  $w$  and image  $v$ , a text token  $w_i$  is salient w.r.t to the image if the meaning of the token is strongly related to the content in the image, otherwise, it is not salient. In Fig. 3, words ‘‘yellow’’, ‘‘blue’’, ‘‘hydrant’’ are salient w.r.t. the image while ‘‘and’’, ‘‘the’’ are not.

**Masking Salient Tokens.** As discussed in Sec. 4.3, we first mask the original sentence based on  $\mathcal{M}$  and obtain the positions  $\mathcal{T}$  for inconsistent tokens by comparing the generated tokens with the original ones (Eq. (6)). Since the language model is fine-tuned on the corpus, if we mask non-salient tokens w.r.t an image, the language model is likely to recover the original token by attending to the remaining language context. In this case, no inconsistent tokens will be generated, and the model cannot learn vision-language associations. However, if we mask salient tokens w.r.t an image, the language model is incapable of recovering such tokens because it has no access to the visual input. Therefore, it is expected to mask salient tokens for generating inconsistent tokens.

Practically, we find salient tokens by selecting the tokens/positions with higher attention score to the image. For a pair of sentence  $w$  and image  $v$ , we obtain the cross-modal representation of the [CLS] token of  $v$  as query  $\mathbf{q}_k^V \in \mathbb{R}^{d_h}$  and that of all the elements in  $w$  as key  $\mathbf{K}_k^W \in \mathbb{R}^{n \times d_h}$  at head  $k$ , where  $n$  is the sequence length of the sentence,  $d_h = d/h$  is the dimension of a single-head output. For simplicity, we only consider the representations from the penultimate layer of the fusion module. Then, for this pair of image and sentence, the image-token saliency  $\alpha \in \mathbb{R}^d$  could be written as

$$\alpha = \text{softmax} \left( \frac{1}{h} \sum_{k=1}^h \mathbf{q}_k^V (\mathbf{K}_k^W)^\top \right). \quad (8)$$

Finally, the masking positions  $\mathcal{M}$  are sampled without replacement from the categorical distribution  $p(t = i; \alpha) = \alpha_i$  such that  $|\mathcal{M}| = m$ , where  $m$  is the expected number of inconsistent tokens. In this way, tokens with high saliency are more likely to be masked. Notice that we use a pre-trained vision-language model to obtain  $\mathbf{q}_k^V$  and  $\mathbf{K}_k^W$ , and refer to Appendix C for more details.

## 5. Experiments

### 5.1. Pre-training Settings

**Baselines.** The proposed method has no constraint on network architectures, training objectives, and visual representations. It supports architectures conducting either cross-attention or self-attention for multi-modal fusion. In this study, we plug-in our method into four recent approaches with diversified cross-modal learning techniques, METER [8] that adopts modality-specific encoders with cross-attention, ALBEF [14] that utilizes cross-modal contrastive learning with cross-attention, X-VLM [39] that performs cross-modal alignments from multiple granularities with cross-attention, and ViLT [12] that fuses images and text in a single encoder via self-attention. We reproduce the pre-training for all the baselines with the settings where they achieve their best results.

Method	Data	EPIC	MSCOCO (5K test set)		Flickr30K (1K test set)		Flickr30K ZS(1K test set)	
			TR	IR	TR	IR	TR	IR
			R@1/R@5/R@10	R@1/R@5/R@10	R@1/R@5/R@10	R@1/R@5/R@10	R@1/R@5/R@10	R@1/R@5/R@10
METER	4M	✗	77.2 / 93.7 / 97.1	59.2 / 84.0 / 90.8	94.2 / <b>99.6</b> / <b>99.9</b>	83.8 / 97.3 / 98.6	92.2 / <b>99.3</b> / 99.7	78.8 / <b>94.5</b> / 96.9
		✓	<b>79.0</b> / <b>94.5</b> / <b>97.5</b>	<b>61.2</b> / <b>85.2</b> / <b>91.6</b>	<b>95.8</b> / 99.3 / 99.6	<b>85.1</b> / <b>97.4</b> / <b>98.7</b>	<b>93.1</b> / 99.1 / <b>99.8</b>	<b>79.0</b> / <b>94.5</b> / <b>97.1</b>
	16M	✗	78.2 / 93.8 / 96.9	59.8 / 84.2 / 90.8	94.6 / 99.7 / 99.8	85.2 / 97.4 / 98.8	93.1 / 99.4 / <b>99.8</b>	81.1 / <b>96.0</b> / 97.8
		✓	<b>79.7</b> / <b>94.8</b> / <b>97.5</b>	<b>62.5</b> / <b>85.4</b> / <b>91.9</b>	<b>96.5</b> / <b>99.9</b> / <b>99.9</b>	<b>86.7</b> / <b>97.8</b> / <b>99.0</b>	<b>94.7</b> / <b>99.5</b> / <b>99.8</b>	<b>82.6</b> / 95.9 / <b>99.8</b>
ALBEF	4M	✗	73.3 / 92.4 / <b>96.4</b>	56.4 / 81.8 / 88.9	94.4 / 99.4 / 99.8	82.1 / 95.7 / 97.9	91.1 / 98.7 / 99.4	76.1 / 93.0 / 95.9
		✓	<b>75.1</b> / <b>92.9</b> / <b>96.4</b>	<b>58.6</b> / <b>82.7</b> / <b>89.3</b>	<b>95.6</b> / <b>99.7</b> / <b>99.9</b>	<b>83.7</b> / <b>96.7</b> / <b>98.4</b>	<b>91.7</b> / <b>99.2</b> / <b>99.8</b>	<b>78.1</b> / <b>93.8</b> / <b>96.4</b>
	16M	✗	78.3 / 93.9 / 96.8	61.3 / 84.3 / 90.6	95.9 / 99.8 / <b>100</b>	85.7 / 97.2 / 98.8	93.6 / 99.5 / 99.8	83.2 / 95.9 / 97.7
		✓	<b>79.2</b> / <b>94.7</b> / <b>97.5</b>	<b>62.9</b> / <b>85.4</b> / <b>91.3</b>	<b>96.4</b> / <b>100</b> / <b>100</b>	<b>87.1</b> / <b>97.3</b> / <b>98.9</b>	<b>94.8</b> / <b>99.7</b> / <b>99.9</b>	<b>84.1</b> / <b>96.5</b> / <b>97.9</b>
X-VLM	4M <sup>+</sup>	✗	79.8 / 95.1 / 97.7	62.7 / 85.6 / 91.4	96.7 / <b>99.9</b> / <b>100</b>	85.3 / 97.4 / <b>98.7</b>	83.1 / 97.8 / 99.4	70.5 / 92.8 / 96.4
		✓	<b>81.0</b> / <b>95.3</b> / <b>97.9</b>	<b>64.1</b> / <b>86.1</b> / <b>91.6</b>	<b>97.2</b> / <b>99.9</b> / <b>100</b>	<b>87.0</b> / <b>97.6</b> / <b>98.7</b>	<b>86.2</b> / <b>98.6</b> / <b>99.8</b>	<b>74.4</b> / <b>94.3</b> / <b>97.0</b>
	16M <sup>+</sup>	✗	79.5 / 95.4 / 97.8	63.3 / 85.6 / 91.4	96.8 / <b>100</b> / <b>100</b>	86.7 / 97.5 / 98.7	86.4 / <b>99.2</b> / 99.6	<b>76.1</b> / 94.1 / 96.7
		✓	<b>80.7</b> / <b>95.6</b> / <b>98.0</b>	<b>64.1</b> / <b>85.9</b> / <b>91.8</b>	<b>97.4</b> / <b>100</b> / <b>100</b>	<b>87.3</b> / <b>97.6</b> / <b>98.8</b>	<b>89.0</b> / 99.0 / <b>99.7</b>	75.4 / <b>94.2</b> / <b>96.8</b>
ViLT	4M	✗	60.4 / 85.8 / 92.2	41.3 / 71.4 / 82.3	80.8 / 95.9 / 98.7	61.2 / 88.0 / 93.5	72.6 / 93.0 / 96.8	53.4 / 80.8 / 88.7
		✓	<b>65.0</b> / <b>87.5</b> / <b>93.7</b>	<b>46.0</b> / <b>74.8</b> / <b>84.6</b>	<b>85.2</b> / <b>97.3</b> / <b>99.3</b>	<b>66.9</b> / <b>90.0</b> / <b>94.4</b>	<b>79.8</b> / <b>95.8</b> / <b>97.9</b>	<b>63.3</b> / <b>86.3</b> / <b>92.0</b>

Table 1. Image-text retrieval results on the MSCOCO (fine-tuned) and Flickr30K (fine-tuned and zero-shot) datasets. IR: Image Retrieval and TR: Text Retrieval. Recall@K with K = 1, 5, and 10 is used as the evaluation metric. Better results under the same baseline are marked in **bold**.

**Datasets.** There are four widely adopted datasets for vision-language pre-training, including COCO [18], Visual Genome (VG) [13], SBU Captions [24] and Conceptual Captions 3M (CC) [4]. We refer the combination of these datasets as 4M because there are 4 million unique images in them. A large-scale web dataset CC12M [4] is also experimented in our study, we regard the combination of 4M and 12M datasets as 16M. Additionally, X-VLM requires fine-grained annotations (e.g., object and region descriptions) for both the 4M and 16M setting. Therefore, the resulting dataset for X-VLM is termed as 4M<sup>+</sup> and 16M<sup>+</sup>. We provide a more detailed description of the data statistics in Appendix E.

**Implementation details.** Regarding the pre-training baselines, we follow the official implementations provided by the authors of METER, X-VLM, ALBEF and ViLT. We provide more details about the implementation of the baselines in Appendix F. Regarding our method, the auxiliary language model is chosen to be identical to the text encoder of the vision-language model. For ViLT without modality-specific encoders, we use BERT-base [6]. All the auxiliary language models are loaded directly from HuggingFace repository [34] with pre-trained checkpoints. For every sentence, the number of masked tokens  $m$  is calculated as  $m = \text{ceil}(\text{mask\_ratio} \times \text{len}(\text{sentence}))$ . The mask ratio is set to 0.35 for all the baselines as the result of hyperparameter searching in Sec. 5.3. The loss weight  $\lambda$  of the Image-Token Consistency task is set to 8 consistently.

## 5.2. Results on Downstream Tasks

The evaluation is conducted on the following downstream tasks: Image-Text Retrieval, Visual Question Answering (VQA), Natural Language for Visual Reasoning

Method	Data	EPIC	MSCOCO (5K test set)					
			TR			IR		
			R@1	R@5	R@10	R@1	R@5	R@10
X-VLM	4M <sup>+</sup>	✗	69.2	91.9	96.5	55.3	82.5	89.7
		✓	<b>72.0</b>	<b>93.4</b>	<b>97.3</b>	<b>57.3</b>	<b>83.4</b>	<b>90.2</b>
	16M <sup>+</sup>	✗	73.1	92.8	<b>97.0</b>	56.9	83.0	89.9
		✓	<b>73.2</b>	<b>93.6</b>	96.9	<b>57.5</b>	<b>83.3</b>	<b>90.0</b>
ViLT	4M	✗	54.6	81.4	89.1	38.6	69.0	80.2
		✓	<b>64.1</b>	<b>86.5</b>	<b>92.5</b>	<b>47.1</b>	<b>74.8</b>	<b>84.6</b>

Table 2. Zero-shot image-text retrieval results on MSCOCO.

(NLVR2), Visual Entailment (VE). We introduce these tasks in Appendix D.

### 5.2.1 Results for Image-Text Retrieval

In Tables 1 and 2, we show that EPIC is universally effective among different baselines/dataset since we achieve non-trivial improvement nearly for all the settings. In addition, we notice that compared with all the baselines, EPIC significantly brings more improvement to ViLT on different datasets. For example, in fine-tuned retrieval tasks, we achieve an absolute improvement of around 5% in terms of the TR/IR @1 metric on MSCOCO and Flickr30K. Furthermore, for zero-shot tasks, the improvement is 7.2% in terms of TR@1 and 9.9% in terms of IR@1 on the Flickr30K dataset. This gap between ViLT and other baselines could be explained by the fact that ViLT adopts a simplified architecture for vision-language pre-training and it does not incorporate more sophisticated tasks to learn vision-language associations. Nevertheless, the results on ViLT could be seen as an indicator for the effectiveness of the proposed method on a “clean” baseline.

Method	Data	EPIC	VQA		NLVR2		SNLI-VE	
			dev	std	dev	std	dev	std
METER	4M <sup>+</sup>	✗	77.7	77.9	81.8	82.5	81.4	81.0
		✓	<b>77.9</b>	<b>78.0</b>	<b>83.5</b>	<b>83.5</b>	<b>81.6</b>	<b>81.8</b>
	16M <sup>+</sup>	✗	78.3	78.4	82.7	84.3	81.7	81.8
		✓	<b>78.6</b>	<b>78.7</b>	<b>85.0</b>	<b>85.2</b>	<b>82.1</b>	<b>82.3</b>
ALBEF	4M <sup>+</sup>	✗	74.6	74.6	79.5	80.0	80.1	80.1
		✓	<b>75.1</b>	<b>75.2</b>	<b>81.3</b>	<b>82.2</b>	<b>80.6</b>	<b>80.7</b>
	16M <sup>+</sup>	✗	75.8	76.0	82.6	82.5	80.8	80.9
		✓	<b>76.7</b>	<b>76.7</b>	<b>84.1</b>	<b>84.0</b>	<b>81.3</b>	<b>81.7</b>
X-VLM	4M <sup>+</sup>	✗	78.1	78.2	83.3	84.1	/	/
		✓	<b>78.5</b>	<b>78.5</b>	<b>84.6</b>	<b>84.5</b>	/	/
	16M <sup>+</sup>	✗	78.0	78.2	84.3	84.5	/	/
		✓	<b>78.3</b>	<b>78.3</b>	<b>85.2</b>	<b>85.5</b>	/	/
ViLT	4M	✗	71.3	71.4	75.0	75.2	/	/
		✓	<b>71.8</b>	<b>71.8</b>	<b>77.2</b>	<b>77.1</b>	/	/

Table 3. Evaluation results on downstream vision-language tasks: VQA, NLVR2, and SNLI-VE. “/” indicates that the original baseline does not conduct experiment on this task.

Upon other baselines with advanced strategies to learn vision-language associations such as cross-modal contrasting in ALBEF, fine-grained reasoning in X-VLM, and powerful pre-trained encoders in METER, EPIC could still demonstrate significant improvement. For example, using METER as baseline on the MSCOCO dataset (fine-tuned), EPIC achieves an absolute improvement of 2% and 2.7% in terms of IR@1 with 4M and 16M data. When using X-VLM as the baseline, we observe an absolute improvement of 3.9% and 3.1% in terms of IR@1 and TR@1 on Flickr30K (zero-shot).

### 5.2.2 Results for VQA, NLVR2, and VE

Table 3 shows that EPIC is effective among all the vision-language tasks. We improve over METER in terms of the VQA dev accuracy by 0.3% under the 16M setting and X-VLM by 0.4% under the 4M<sup>+</sup> setting. Such improvement is non-trivial given the fact that these two baselines are quite competitive in this task. Also we notice that EPIC improves ALBEF on VQA by 0.9% in dev accuracy. Further, we observe significant improvement over all the baselines on NLVR2, e.g., +2.3% dev accuracy on METER 16M; +2.2% std accuracy on ALBEF 4M. The proposed method is also effective on the SNLI-VE dataset, that is, it brings an absolute improvement of 0.8% over ALBEF under the 16M setting.

### 5.3. Ablation Study

We conduct ablation studies based on the METER model due to its superior performance with basic training objectives (i.e., image-text matching and cross-modal masked

Method	NLVR2	Flickr30K-ft		Flickr30K-zs		MSCOCO-ft	
	dev	TR1	IR1	TR1	IR1	TR1	IR1
vanilla METER	79.6	89.2	76.6	83.2	67.7	71.0	52.5
ITC (rand.)	79.9	91.5	77.8	83.2	69.0	70.8	53.5
ITC+LM	80.9	92.1	78.9	83.8	71.5	73.4	<b>55.6</b>
EPIC	<b>81.0</b>	<b>92.9</b>	<b>79.0</b>	<b>84.3</b>	<b>72.5</b>	<b>74.1</b>	<b>55.6</b>

Table 4. Ablation studies on the effect of the ITC task, negative samples generation and the saliency-based masking strategy.

Generator	NLVR2	Flickr30K-ft		Flickr30K-zs		MSCOCO-ft	
	dev	TR1	IR1	TR1	IR1	TR1	IR1
LM (cond.)	79.9	92.4	78.7	84.0	71.8	72.5	54.5
VLM (SAS)	80.5	91.0	79.2	83.2	70.4	72.4	54.9
LM (trained)	80.7	91.3	<b>79.5</b>	<b>84.8</b>	72.1	73.6	55.1
LM (fixed)	80.7	91.9	79.0	83.8	71.1	72.4	54.8
LM (fine-tune)	<b>81.0</b>	<b>92.9</b>	79.0	84.3	<b>72.5</b>	<b>74.1</b>	<b>55.6</b>

Table 5. Ablation study on different negative sample generators.

Corrupt Rate	NLVR2	Flickr30K-ft		Flickr30K-zs		MSCOCO-ft	
	dev	TR1	IR1	TR1	IR1	TR1	IR1
15%	80.9	91.4	78.9	83.2	67.7	73.1	55.5
25%	<b>81.0</b>	92.0	<b>79.0</b>	83.8	71.5	73.5	55.4
35%	<b>81.0</b>	<b>92.9</b>	<b>79.0</b>	84.3	<b>72.5</b>	<b>74.1</b>	55.5
45%	<b>81.0</b>	91.6	<b>79.0</b>	<b>84.4</b>	71.6	73.0	<b>55.8</b>

Table 6. Ablations on different mask ratios.

language modeling). However, training a full-version of METER is expensive, (e.g., roughly 4 days with 32 A100 80G), so we conduct ablations on a scale that is smaller but still representative. Specifically, the model is still pre-trained on the 4M dataset, but the input image is resized to 224×224 instead of 288 as in the normal setting of METER. We replace the image encoder CLIP-16 [26] with CLIP-32 for less memory usage and half of the training schedule to 50k steps to speed up the training process.

We evaluate the pre-trained model on the NLVR2 task and retrieval task (Flickr30K fine-tuned/zero-shot, MSCOCO fine-tuned). For the NLVR2 task, we report the development accuracy, and for retrieval tasks, we report the IR1/TR1 accuracies on the corresponding validation set.

**Component Analysis.** As shown in Table 4, upon vanilla METER, we first add a ITC task with inconsistent tokens sampling uniformly from the vocabulary (selecting 35% of positions for inconsistent tokens), i.e., *ITC (rand.)*. In this case, though some of the sampled tokens do not satisfy the conditions for inconsistent tokens in Sec. 4.2, the pre-trained model could still benefit from the ITC task. When we replace the random strategy with a language model, *ITC+LM*, we generate inconsistent tokens approximating the conditions in Sec. 4.2. Finally, we choose to mask the tokens that are salient w.r.t the image to generate inconsistent tokens, *ITC+saliency+LM*, and this further improves the performance on downstream tasks. Therefore,

each component of the EPIC is effective to improve the performance of the pre-trained model.

**Conditions of Inconsistent Tokens.** In this ablation, we study the importance of the two conditions of inconsistent tokens in Sec. 4.2. *LM (fine-tune)* is proposed in EPIC and it produces inconsistent tokens approximating the two conditions. First, we drop the first condition, that is,  $P_{\mathcal{W},\mathcal{V}}(\mathbf{W} = \bar{\mathbf{w}}, \mathbf{V} = \mathbf{v})$  is no longer small. We achieve this in two ways. *LM (cond.)*: when generating inconsistent samples and fine-tuning the LM, we replace the class token (first token) in the text with the one from the image encoder of the VLM (with gradient propagation canceled). *VLM (SAS)*: we adapt SAS [36] from the text modality to the multi-modality setting. An auxiliary VLM (previous checkpoints of the VLM, detailed in Appendix G) is used to produce inconsistent tokens. As shown in Table 5, we observe that both *LM (cond.)* and *VLM (SAS)* bring performance deterioration compared to *LM (fine-tune)*. This indicates the importance of the 1<sup>st</sup> condition.

Then, we demonstrate the importance of the 2<sup>nd</sup> condition, that is  $P_{\mathcal{W}}(\mathbf{W} = \bar{\mathbf{w}})$  is large. Intuitively, we fail to satisfy this condition when we stop fine-tuning the LM on the text corpus, i.e., *LM (fixed)*. Further, for *LM (fine-tune)* we experiment its possible alternatives, *LM (trained)*, where we fit the LM on the text corpus before instead of during pre-training. We observe that *LM (fixed)* clearly decreases the performance (especially in MSCOCO-ft). This results validate the effectiveness of the 2<sup>nd</sup> condition. It’s worth noting that *LM (fine-tune)* outperforms *LM (trained)* by a small margin. This gap could be attributed to the training dynamics brought by fine-tuning, which has been studied in [22].

**Mask Ratios.** As shown in Table 6, when the mask ratio increases, more inconsistent token could be generated, which expedites the learning of vision-language associations. However, when too many tokens are masked, the meaning of the sentence could be completely different, the model simply predicts all the tokens to be inconsistent, harming the pre-training process. Therefore, the mask ratio is set to be 35% as it brings the best or nearly best results under all the settings.

#### 5.4. Visualization

**Token Saliency.** In Fig. 4, for an image-sentence pair, we show the saliency distribution of the tokens w.r.t the image. We can see that salient tokens have higher densities in the distribution. For example, in Fig. 4a, “blue” and “yellow” are high-lighted, in Fig. 4b, the teacher model gives more mass on “white”, “stick” and “ball”. These results confirm that salient tokens could be detected by the proposed EPIC method.

**Grad-CAM of ITC.** In Fig. 5, we visualize the cross-attention maps of the image w.r.t the inconsistent/consistent

tokens using Grad-CAM [28]. For each row, we show the original image (left), the attention map w.r.t the inconsistent tokens (middle), and that w.r.t the consistent ones (right). For example, in the first row, when we input the model with the original sentence, the model predicts the token “magnet” to be consistent and attends to the actual magnet in the image. However, when we replace “magnet” with “pet”, the model predicts the token “pet” to be “inconsistent” and still attends to the magnet in the image, which means that the model is aware that the object in the image is actually a magnet instead of a pet. Similar observation exists for the second row. The above results demonstrate the model’s ability to reason about the cross-modal relationship.

## 6. Conclusion

In this paper we propose **EPIC**, a pre-training approach that could leverage more text tokens for learning vision-language associations and is less affected by the modality bias problem compared with CMLM. Specifically, we propose an ITC task to identify inconsistent tokens generated by a language model coupled with a saliency-based masking strategy. The task formulation of the ITC task and the design of inconsistent samples addresses the problem of under-utilization of unmasked tokens and modality bias separately. We perform extensive experiments and show that EPIC brings consistent performance gains over several baselines on a wide range of downstream tasks. Possible directions for future research could be (1) approaching the conditions of inconsistent tokens in Sec. 4.2 more precisely; (2) finding salient tokens without using a pre-trained teacher VLM.

## References

- [1] Stanislaw Antol, Aishwarya Agrawal, Jiasen Lu, Margaret Mitchell, Dhruv Batra, C Lawrence Zitnick, and Devi Parikh. Vqa: Visual question answering. In *Proceedings of the IEEE international conference on computer vision*, pages 2425–2433, 2015. 2, 11
- [2] Yonatan Bitton, Michael Elhadad, Gabriel Stanovsky, and Roy Schwartz. Data efficient masked language modeling for vision and language. In *Findings of the Association for Computational Linguistics: EMNLP 2021*, pages 3013–3028, Punta Cana, Dominican Republic, Nov. 2021. Association for Computational Linguistics. 2
- [3] Marc Brysbaert, Amy Beth Warriner, and Victor Kuperman. Concreteness ratings for 40 thousand generally known english word lemmas. *Behavior Research Methods*, 46:904–911, 2014. 2
- [4] Soravit Changpinyo, Piyush Sharma, Nan Ding, and Radu Soricut. Conceptual 12m: Pushing web-scale image-text pre-training to recognize long-tail visual concepts. In *Proceedings of the IEEE/CVF Conference on Computer Vision and Pattern Recognition*, pages 3558–3568, 2021. 6



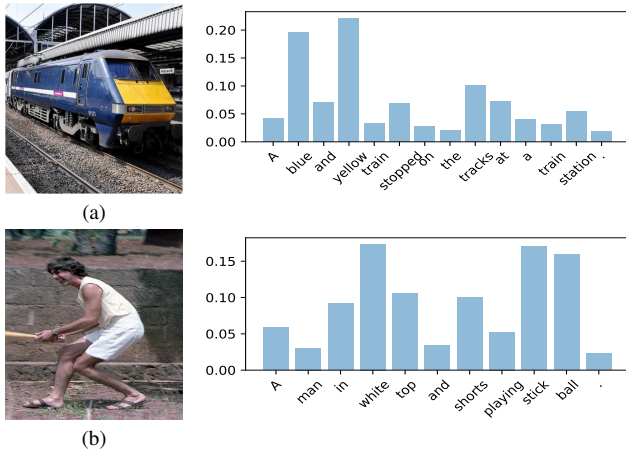


Figure 4. Visualization on the token saliency distribution.




Figure 5. Grad-CAM visualization on the cross-attention maps of the image with respect to the ITC task.

- [5] Yen-Chun Chen, Linjie Li, Licheng Yu, Ahmed El Kholy, Faisal Ahmed, Zhe Gan, Yu Cheng, and Jingjing Liu. Uniter: Universal image-text representation learning. In *European conference on computer vision*, pages 104–120. Springer, 2020. 1
- [6] Jacob Devlin, Ming-Wei Chang, Kenton Lee, and Kristina Toutanova. Bert: Pre-training of deep bidirectional transformers for language understanding. *arXiv preprint arXiv:1810.04805*, 2018. 2, 6
- [7] Zi-Yi Dou, Aishwarya Kamath, Zhe Gan, Pengchuan Zhang, Jianfeng Wang, Linjie Li, Zicheng Liu, Ce Liu, Yann LeCun, Nanyun Peng, et al. Coarse-to-fine vision-language pre-training with fusion in the backbone. *arXiv preprint arXiv:2206.07643*, 2022. 2
- [8] Zi-Yi Dou, Yichong Xu, Zhe Gan, Jianfeng Wang, Shuohang Wang, Lijuan Wang, Chenguang Zhu, Pengchuan Zhang, Lu Yuan, Nanyun Peng, Zicheng Liu, and Michael Zeng. An empirical study of training end-to-end vision-and-language transformers. In *Conference on Computer Vision and Pattern Recognition (CVPR)*, 2022. 2, 4, 5, 11, 13
- [9] Yash Goyal, Tejas Khot, Douglas Summers-Stay, Dhruv Batra, and Devi Parikh. Making the v in vqa matter: Elevating the role of image understanding in visual question answering. In *2017 IEEE Conference on Computer Vision and Pattern Recognition (CVPR)*, pages 6325–6334, 2017. 11
- [10] Chao Jia, Yinfei Yang, Ye Xia, Yi-Ting Chen, Zarana Parekh, Hieu Pham, Quoc Le, Yun-Hsuan Sung, Zhen Li, and Tom Duerig. Scaling up visual and vision-language representation learning with noisy text supervision. In *International Conference on Machine Learning*, pages 4904–4916. PMLR, 2021. 1, 2
- [11] Aishwarya Kamath, Mannat Singh, Yann LeCun, Gabriel Synnaeve, Ishan Misra, and Nicolas Carion. Mdetr-modulated detection for end-to-end multi-modal understanding. In *Proceedings of the IEEE/CVF International Conference on Computer Vision*, pages 1780–1790, 2021. 2
- [12] Wonjae Kim, Bokyung Son, and Ildoo Kim. Vilt: Vision-and-language transformer without convolution or region supervision. In *International Conference on Machine Learning*, pages 5583–5594. PMLR, 2021. 1, 4, 5, 12
- [13] Ranjay Krishna, Yuke Zhu, Oliver Groth, Justin Johnson, Kenji Hata, Joshua Kravitz, Stephanie Chen, Yannis Kalantidis, Li-Jia Li, David A Shamma, et al. Visual genome: Connecting language and vision using crowdsourced dense image annotations. *International journal of computer vision*, 123(1):32–73, 2017. 6
- [14] Junnan Li, Ramprasaath R. Selvaraju, Akhilesh Deepak Gotmare, Shafiq R. Joty, Caiming Xiong, and Steven C. H. Hoi. Align before fuse: Vision and language representation learning with momentum distillation. In *NeurIPS*, 2021. 1, 2, 4, 5, 12
- [15] Liunian Harold Li, Pengchuan Zhang, Haotian Zhang, Jianwei Yang, Chunyuan Li, Yiwu Zhong, Lijuan Wang, Lu Yuan, Lei Zhang, Jenq-Neng Hwang, et al. Grounded language-image pre-training. In *Proceedings of the IEEE/CVF Conference on Computer Vision and Pattern Recognition*, pages 10965–10975, 2022. 2
- [16] Xiujuan Li, Xi Yin, Chunyuan Li, Pengchuan Zhang, Xiaowei Hu, Lei Zhang, Lijuan Wang, Houdong Hu, Li Dong, Furu Wei, et al. Oscar: Object-semantics aligned pre-training for vision-language tasks. In *European Conference on Computer Vision*, pages 121–137. Springer, 2020. 1, 2
- [17] Yangguang Li, Feng Liang, Lichen Zhao, Yufeng Cui, Wanli Ouyang, Jing Shao, Fengwei Yu, and Junjie Yan. Supervision exists everywhere: A data efficient contrastive language-image pre-training paradigm. *arXiv preprint arXiv:2110.05208*, 2021. 2
- [18] Tsung-Yi Lin, Michael Maire, Serge Belongie, James Hays, Pietro Perona, Deva Ramanan, Piotr Dollár, and C Lawrence Zitnick. Microsoft coco: Common objects in context. In *European conference on computer vision*, pages 740–755. Springer, 2014. 6, 11
- [19] Yongfei Liu, Chenfei Wu, Shao-yen Tseng, Vasudev Lal, Xuming He, and Nan Duan. Kd-vlp: Improving end-to-end vision-and-language pretraining with object knowledge distillation. *arXiv preprint arXiv:2109.10504*, 2021. 1, 2

- [20] Haoyu Lu, Nanyi Fei, Yuqi Huo, Yizhao Gao, Zhiwu Lu, and Ji-Rong Wen. Cots: Collaborative two-stream vision-language pre-training model for cross-modal retrieval. In *Proceedings of the IEEE/CVF Conference on Computer Vision and Pattern Recognition*, pages 15692–15701, 2022. [2](#)
- [21] Jiasen Lu, Dhruv Batra, Devi Parikh, and Stefan Lee. Vilbert: Pretraining task-agnostic visiolinguistic representations for vision-and-language tasks. *Advances in neural information processing systems*, 32, 2019. [1](#), [2](#)
- [22] Yu Meng, Chenyan Xiong, Payal Bajaj, Paul Bennett, Jiawei Han, Xia Song, et al. Coco-lm: Correcting and contrasting text sequences for language model pretraining. *Advances in Neural Information Processing Systems*, 34:23102–23114, 2021. [8](#)
- [23] Yulei Niu, Kaihua Tang, Hanwang Zhang, Zhiwu Lu, Xian-Sheng Hua, and Ji-Rong Wen. Counterfactual vqa: A cause-effect look at language bias. In *Proceedings of the IEEE/CVF Conference on Computer Vision and Pattern Recognition*, pages 12700–12710, 2021. [1](#), [2](#)
- [24] Vicente Ordonez, Girish Kulkarni, and Tamara Berg. Im2text: Describing images using 1 million captioned photographs. *Advances in neural information processing systems*, 24, 2011. [6](#)
- [25] Bryan A Plummer, Liwei Wang, Chris M Cervantes, Juan C Caicedo, Julia Hockenmaier, and Svetlana Lazebnik. Flickr30k entities: Collecting region-to-phrase correspondences for richer image-to-sentence models. In *Proceedings of the IEEE international conference on computer vision*, pages 2641–2649, 2015. [11](#)
- [26] Alec Radford, Jong Wook Kim, Chris Hallacy, Aditya Ramesh, Gabriel Goh, Sandhini Agarwal, Girish Sastry, Amanda Askell, Pamela Mishkin, Jack Clark, et al. Learning transferable visual models from natural language supervision. In *International Conference on Machine Learning*, pages 8748–8763. PMLR, 2021. [7](#), [11](#)
- [27] Alec Radford, Jong Wook Kim, Chris Hallacy, Aditya Ramesh, Gabriel Goh, Sandhini Agarwal, Girish Sastry, Amanda Askell, Pamela Mishkin, Jack Clark, Gretchen Krueger, and Ilya Sutskever. Learning transferable visual models from natural language supervision. In Marina Meila and Tong Zhang, editors, *Proceedings of the 38th International Conference on Machine Learning*, volume 139 of *Proceedings of Machine Learning Research*, pages 8748–8763. PMLR, 18–24 Jul 2021. [1](#), [2](#)
- [28] Ramprasaath R Selvaraju, Michael Cogswell, Abhishek Das, Ramakrishna Vedantam, Devi Parikh, and Dhruv Batra. Grad-cam: Visual explanations from deep networks via gradient-based localization. In *Proceedings of the IEEE international conference on computer vision*, pages 618–626, 2017. [8](#)
- [29] Amanpreet Singh, Ronghang Hu, Vedanuj Goswami, Guillaume Couairon, Wojciech Galuba, Marcus Rohrbach, and Douwe Kiela. Flava: A foundational language and vision alignment model. In *Proceedings of the IEEE/CVF Conference on Computer Vision and Pattern Recognition*, pages 15638–15650, 2022. [1](#)
- [30] Weijie Su, Xizhou Zhu, Yue Cao, Bin Li, Lewei Lu, Furu Wei, and Jifeng Dai. Vl-bert: Pre-training of generic visual-linguistic representations. *arXiv preprint arXiv:1908.08530*, 2019. [1](#)
- [31] Alane Suhr, Stephanie Zhou, Ally Zhang, Iris Zhang, Hua-jun Bai, and Yoav Artzi. A corpus for reasoning about natural language grounded in photographs. *arXiv preprint arXiv:1811.00491*, 2018. [2](#), [11](#)
- [32] Hao Tan and Mohit Bansal. LXMERT: Learning cross-modality encoder representations from transformers. In *Proceedings of the 2019 Conference on Empirical Methods in Natural Language Processing and the 9th International Joint Conference on Natural Language Processing (EMNLP-IJCNLP)*, pages 5100–5111, Hong Kong, China, Nov. 2019. Association for Computational Linguistics. [1](#), [2](#)
- [33] Zirui Wang, Jiahui Yu, Adams Wei Yu, Zihang Dai, Yulia Tsvetkov, and Yuan Cao. Simvlm: Simple visual language model pretraining with weak supervision. *arXiv preprint arXiv:2108.10904*, 2021. [1](#)
- [34] Thomas Wolf, Lysandre Debut, Victor Sanh, Julien Chaumond, Clement Delangue, Anthony Moi, Pierric Cistac, Tim Rault, Rémi Louf, Morgan Funtowicz, Joe Davison, Sam Shleifer, Patrick von Platen, Clara Ma, Yacine Jernite, Julien Plu, Canwen Xu, Teven Le Scao, Sylvain Gugger, Mariama Drame, Quentin Lhoest, and Alexander M. Rush. Transformers: State-of-the-art natural language processing. In *Proceedings of the 2020 Conference on Empirical Methods in Natural Language Processing: System Demonstrations*, pages 38–45, Online, Oct. 2020. Association for Computational Linguistics. [6](#), [11](#)
- [35] Ning Xie, Farley Lai, Derek Doran, and Asim Kadav. Visual entailment: A novel task for fine-grained image understanding. *arXiv preprint arXiv:1901.06706*, 2019. [12](#)
- [36] Yifei Xu, Jingqiao Zhang, Ru He, Liangzhu Ge, Chao Yang, Cheng Yang, and Ying Nian Wu. Sas: Self-augmented strategy for language model pre-training. *arXiv preprint arXiv:2106.07176*, 2021. [8](#)
- [37] Jinyu Yang, Jiali Duan, Son Tran, Yi Xu, Sampath Chanda, Liquan Chen, Belinda Zeng, Trishul Chilimbi, and Junzhou Huang. Vision-language pre-training with triple contrastive learning. In *Proceedings of the IEEE/CVF Conference on Computer Vision and Pattern Recognition*, pages 15671–15680, 2022. [1](#)
- [38] Haoxuan You, Luowei Zhou, Bin Xiao, Noel Codella, Yu Cheng, Ruochen Xu, Shih-Fu Chang, and Lu Yuan. Learning visual representation from modality-shared contrastive language-image pre-training. In *European Conference on Computer Vision*, pages 69–87. Springer, 2022. [2](#)
- [39] Yan Zeng, Xinsong Zhang, and Hang Li. Multi-grained vision language pre-training: Aligning texts with visual concepts. *arXiv preprint arXiv:2111.08276*, 2021. [2](#), [4](#), [5](#), [12](#)

# Appendix

## A. Experimental Details for Sec. 3

For the “VLM” mentioned in Sec. 3, we use the architecture designed in METER [8]. Similar to the ablation study in experiments, the model is pre-trained on the 4M dataset with an image-text matching loss and the (cross-modal) masked language modeling loss, but the input image is resized to  $224 \times 224$  instead of 288 as in the normal setting of METER. We replace the image encoder CLIP-16 [26] with CLIP-32 for less memory usage and train the model for 100k steps. For “LM”, we use roberta-base directly loaded from HuggingFace [34]. When training LM, the corpus come from all the sentences in the 4M dataset by excluding images. The model is finetuned with the masked language modeling loss. Other hyper-parameters are set to identical to that in “VLM”. For evaluation, the accuracy is computed over the validation set of the COCO dataset [18].

**Identifying Modality Bias.** We train VLM and LM on the CMLM/MLM task simultaneously, that is, for each mini-batch in the dataloader (including images, sentences, masked tokens), the VLM takes the masked sentences and images but the LM takes only the masked sentences. The mask probability is set to 15%. We report the per-epoch accuracy.

### Under-utilization of Unmasked Tokens.

This experiment does not involve any training as the pre-trained models of VLM and LM come from Sec. 3. The corruption of unmasked tokens are similar to the methods described in Sec. 4.3. Specifically, in the first round, we mask 15% of the tokens for the CMLM/MLM task. In the second round, we additionally randomly mask  $\tau\%$  of the tokens from the tokens that are *NOT* masked in the first round. Then we use a pre-trained roberta-base model loaded from [34] to recover the tokens that are masked in the second round. Some tokens are successfully recovered by roberta-base, while some are not. The corruption ratio is an average of  $\frac{\# \text{ tokens are not recovered}}{\# \text{ all the tokens in the sentence}}$  among all the sentence in the validation set. Finally, this corrupted masked sentence is fed into the VLM/LM for the CMLM/MLM inference. We record the CMLM/MLM accuracy over corrupted masked sentences and compute the relative performance drop compared to CMLM/MLM accuracy on the clean masked sentence. We gradually increase  $\tau$  and record the resulting corruption ratio (i.e., x-axis) and relative performance drop (i.e., y-axis).

## B. Complete Algorithm of EPIC

The algorithm for the EPIC model is shown in Algorithm 1, where  $\tilde{f}_{VL}(\cdot)$  denotes the pre-trained vision-language model to obtain  $\mathbf{q}_k^V$  and  $\mathbf{K}_k^W$ .

---

### Algorithm 1 EPIC

---

**Input:** Token sequence  $w$ , raw image patches/regions  $v$ , expected number of inconsistent tokens  $m$ ;

**Output:**  $\mathcal{L}_{ITC}$ ,  $\mathcal{L}_{GEN}$

// Obtain salient masking positions (Sec. 4.4)

Obtain  $\mathbf{q}_k^V$  and  $\mathbf{K}_k^W$  from  $\tilde{f}_{VL}(w, v)$ ;

Compute  $\alpha$  based on Eq. (8) and sample  $\mathcal{M}$  based on  $m$ ;

// Generate inconsistent samples (Sec. 4.3)

Obtain  $H^L$  from  $f_L(w^{\text{mask}})$ ;

Generate new sentence  $\bar{w}$  based on Eqs. (4) and (5);

Obtain inconsistent tokens positions  $\mathcal{T}$  via Eq. (6);

Compute  $\mathcal{L}_{GEN}$  based on Eq. (7);

// Compute  $\mathcal{L}_{ITC}$  (Sec. (4.2))

Obtain  $\{\bar{h}_i^{VL}\}_{i=1}^n$  from  $f_{VL}(\bar{w}, v)$ ;

Compute  $\mathcal{L}_{ITC}$  based on Eqs. (1) and (2);

**return**  $\mathcal{L}_{GEN}$ ,  $\mathcal{L}_{ITC}$

---

## C. Details of Teacher VLM

In our implementation, we use the publicly-available checkpoints of the corresponding baselines as the teacher model. The teacher model is frozen and is only leveraged for saliency-based masking during pre-training.

## D. Downstream Tasks

**Image-Text Retrieval.** Image-text retrieval includes two subtasks: (1) retrieving images for given text (Image Retrieval (IR)) and (2) retrieving text for given images (Text Retrieval (TR)). We conduct two different scenarios for evaluations: “zero-shot” (ZS) retrieval task and “after-finetuning” retrieval task. We conduct experiments on the MSCOCO [18] and Flickr30K [25] datasets. For evaluation, we use the recall at  $K$  ( $R@K$ ) metric, which considers top- $K$  predictions as candidates for correct predictions, and  $K$  is chosen from  $\{1, 5, 10\}$ . Note that METER, ViLT, and X-VLM directly conduct zero-shot inference with the pre-trained model, while ALBEF uses the model fine-tuned on the MSCOCO dataset for inference.

**Visual Question Answering (VQA).** VQA [1] requires the model to predict an answer given an image and a corresponding question. We conduct experiments on the VQA 2.0 dataset [9]. For ALBEF and X-VLM, we treat VQA as a language generation task; for METER and ViLT, we follow the common practice to convert the task into a classification problem. The final evaluation scores test-dev (dev) and test-std (std) are obtained from an official evaluation server.

**Natural Language for Visual Reasoning (NLVR2).** This task is to determine whether a natural language caption is true about a pair of photographs. We use the dataset from [31]. Following the practice of baselines, ALBEF and X-VLM conduct further pre-training on the extended pre-

trained model and fine-tuned it on the dataset afterwards. METER and ViLT directly fine-tune the pre-trained model on the dataset.

**Visual Entailment (VE).** Visual entailment is a visual reasoning task to predict whether the relationship between an image and text is entailment, neutral or contradictory. Of the four baselines, only METER and ViLT conducted fine-tuning on this task, so we follow their procedure to treat this task as a three-way classification problem and report classification accuracy on the SNLI-VE dataset [35].

For all the downstream tasks, we follow original implementations and evaluations of baselines.

## E. Pre-training Dataset

In Table 7, we provide the statistics of the 4M and 16M datasets. For details about the 4M<sup>+</sup> and 16M<sup>+</sup> dataset, please refer to [39].

	Dataset	# Images	# Captions
4M	COCO	0.11M	0.55M
	VG	0.10M	5.7M
	SBU	0.86M	0.86M
	CC3M	2.9M	2.9M
16M	4M	4.0M	10M
	CC12M	11.1M	11.M

Table 7. Statistics of the pre-training dataset.

## F. Implementation Details of Baselines

For, X-VLM and ALBEF, their names refer to the architecture/method proposed in the corresponding paper. The implementation of X-VLM and ALBEF are identical to the official repository.

**METER.** We reproduced the pre-training of METER-CLIP-ViT<sub>BASE</sub>. During pre-training, we additionally apply RandAugment to input images (we remove color changes from RandAugment because the text often contains color information, otherwise we may generate inconsistent tokens unintentionally) as we found that this technique is widely used by a lot of existing vision-language pre-training methods [12, 14, 39] and that it improves the generalization of the pre-trained model. Further, we found that using a tri-stage learning rate scheduler is beneficial for the performance of downstream tasks. Specifically, we linearly warm up the learning rate to its peak value in the first 10% steps, hold this value for the next 80% of the steps, and finally decay it exponentially to 1% of the peak value in the remaining steps.

**ViLT.** We tried to reproduce the pre-training of ViLT-B/32@+ [12], but we encountered “nan” in the middle of the training process. In response, we switched

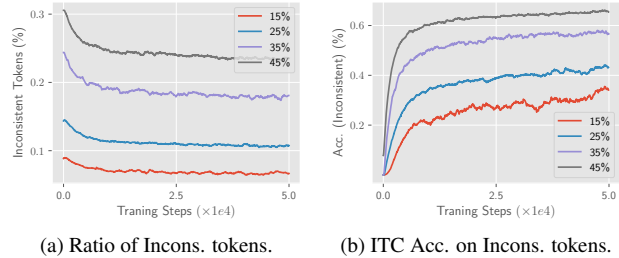


Figure 6. Left: The ratio of inconsistent samples (y-axis). Right: the accuracy of the ITC task over the inconsistent samples (y-axis). Colors of the curves indicate different mask rates.

off half-precision (fp16) and continued the training with full-precision (fp32).

Note that the discrepancy in implementations between the original paper and ours does not pose unfairness in comparisons as all the results in Sec. 5 are obtained based on our reproductions.

## G. Previous Checkpoints of VLM

At the beginning, the auxiliary VLM is the same as the newly-initialized VLM. After that, at the end of each  $k$ -th epoch, we save the current model’s checkpoint and use it as the auxiliary VLM. Note that during pre-training, the auxiliary VLM is frozen. Therefore, the auxiliary VLM has the same architecture as the main VLM and is able to do the CMLM inference. Different from the LM as the generators for inconsistent tokens, the auxiliary VLM considers the visual inputs when trying to recover the masked tokens.

## H. Analysis of ITC Task

Here we empirically analyze the ITC task. In Fig. 6a, we show the ratio of inconsistent samples. This ratio quickly drops in the first few epochs because the language model learns to fit to the text corpus. However, it converges in later stages as the language model is incapable of recovering the masked salient tokens, thereby producing inconsistent tokens for the ITC task. Fig. 6b shows that the inconsistent tokens are quite challenging for the VLM trained by EPIC to identify. Of all the inconsistent tokens, only about half (depending on mask rates) could be identified by the VLM because some image-token inconsistency can be subtle. Such challenge distinguishes ITC from CMLM in that ITC requires sophisticated cross-modal reasoning for each task while only language reasoning could help CMLM to achieve good performance as shown in Fig. 2a.

## I. Integration to Baselines

To integrate our method with an existing VLP baseline, one only need to additionally load an auxiliary BERT-like



Method	NLVR2	Flickr30K-ft		Flickr30K-zs		MSCOCO-ft	
	dev	TR1	IR1	TR1	IR1	TR1	IR1
vanilla METER	79.6	89.2	76.6	83.2	67.7	71.0	52.5
†CMLM	<b>79.7</b>	<b>90.8</b>	<b>77.9</b>	<b>84.6</b>	<b>69.3</b>	<b>72.6</b>	<b>53.7</b>

Table 8. Replacing the CMLM in vanilla METER with †CMLM brings improvement to downstream tasks.

language model and optimize a union of the original objectives and ours. For example, in the case of METER [8] that is trained by  $\mathcal{L}_{ITM}$  and  $\mathcal{L}_{MLM}$ , we now optimize the objective function for the integration of EPIC and METER as

$$\mathcal{L}_{total} = \mathcal{L}_{ITM} + \mathcal{L}_{MLM} + \lambda\mathcal{L}_{ITC} + \mathcal{L}_{GEN}, \quad (9)$$

where  $\lambda$  is a hyperparameter to balance the ITC loss and losses in METER.

## J. Improving CMLM using Saliency-based Masking

The proposed saliency-based masking can also be applied to CMLM to alleviate the modality bias problem. After we obtained the masking positions  $\mathcal{M}$  as described in Sec. 4.4, we mask input sentences accordingly. Then we conduct CMLM on masked sentences. We term the improved CMLM as †CMLM. As shown in Table 8, when salient tokens are masked in CMLM, the pre-trained model demonstrates improved results on downstream tasks. This validates our claim in Sec. 3 that the modality bias problem prevents CMLM from learning sufficient vision-language associations. We also tried to replace the original CMLM in EPIC with †CMLM but we did not observe additional performance gain on downstream tasks. We surmise that the improvement of †CMLM overlaps with that of EPIC.