

SKDBERT: Compressing BERT via Stochastic Knowledge Distillation

Zixiang Ding,^{*1} Guoqing Jiang,¹ Shuai Zhang,¹ Lin Guo,¹ Wei Lin²

¹Meituan

²Individual

{dingzixiang, jiangguoqing03, zhangshuai51, guolin08}@meituan.com, lwsaviola@163.com

Abstract

In this paper, we propose Stochastic Knowledge Distillation (SKD) to obtain compact BERT-style language model dubbed SKDBERT. In each iteration, SKD samples a teacher model from a pre-defined teacher ensemble, which consists of multiple teacher models with multi-level capacities, to transfer knowledge into student model in an one-to-one manner. Sampling distribution plays an important role in SKD. We heuristically present three types of sampling distributions to assign appropriate probabilities for multi-level teacher models. SKD has two advantages: 1) it can preserve the diversities of multi-level teacher models via stochastically sampling single teacher model in each iteration, and 2) it can also improve the efficacy of knowledge distillation via multi-level teacher models when large capacity gap exists between the teacher model and the student model. Experimental results on GLUE benchmark show that SKDBERT reduces the size of a BERT_{BASE} model by 40% while retaining 99.5% performances of language understanding and being 100% faster.

1 Introduction

BERT-style (Devlin et al. 2019) language models, e.g., XLNet (Yang et al. 2019), RoBERTa (Liu et al. 2019), T5 (Raffel et al. 2020), ELECTRA (Clark et al. 2020), have achieved amazing performance in natural language processing. However, the numerous parameters of the above BERT-style language models greatly increase the difficulty of deployment on resource-constrained devices. Recently, some works have demonstrated that many parameters are redundant in BERT-style language models (Michel, Levy, and Neubig 2019; Voita et al. 2019; Kovaleva et al. 2019). For instance, Voita et al. (2019) claim that reducing the head number of BERT does not result in quality degradation. Consequently, many compression approaches have been proposed to obtain resource-friendly BERT-style language models, e.g., parameter sharing based (Lan et al. 2020), Knowledge Distillation (KD) based (Iandola et al. 2020; Xu et al. 2020; Pan et al. 2021), pruning based (Fan, Grave, and Joulin 2020; Guo et al. 2019), quantization based (Shen et al. 2020) and NAS-based (Chen et al. 2020; Xu et al. 2021, 2022). In this paper, we focus on the KD-based approaches.

Table 1: Distillation performances of our student model with single and multiple teacher models on the development set of GLUE benchmark (Wang et al. 2019). Moreover, $T_i:r-s-t$ indicates that the layer number, hidden size and head number of i -th teacher model are r , s and t , respectively. We introduce the implementation details in Appendix A.

Teacher	MRPC $\frac{F1+Acc}{2}$	RTE Acc	SST-2 Acc	QQP $\frac{F1+Acc}{2}$	QNLI Acc	MNLI m
$T_0:8-768-12$	89.6	73.3	92.0	88.9	91.1	82.9
$T_1:10-768-12$	89.7	71.8	92.3	89.0	91.3	83.2
$T_2:12-768-12$	89.1	71.5	93.1	88.9	91.4	82.8
$T_3:24-1024-16$	90.0	72.9	92.1	88.9	91.2	83.4
$T_4:24-1024-16^\dagger$	89.5	72.6	92.4	89.0	91.3	83.5
T_0-T_4 (MTBERT)	89.7 -0.3	73.7 $+0.4$	92.2 -0.9	88.6 -0.4	91.1 -0.3	83.6 $+0.1$

[†] Pre-training with whole word masking.

The main differences among the KD-based BERT-style language model compression approaches are:

- Learning procedure: pre-training-only (Turc et al. 2019; Sanh et al. 2019; Sun et al. 2020), fine-tuning-only (Sun et al. 2019; Wu, Wu, and Huang 2021), and both pre-training and fine-tuning (Jiao et al. 2020).
- Distillation objective: soft target probabilities (Sanh et al. 2019; Sun et al. 2020; Wu, Wu, and Huang 2021), embedding outputs (Jiao et al. 2020), hidden states (Sun et al. 2020; Jiao et al. 2020; Wu, Wu, and Huang 2021), self-attention distributions (Sun et al. 2020; Jiao et al. 2020; Wang et al. 2020) and self-attention value relation (Wang et al. 2020).

Wu, Wu, and Huang (2021) employ multiple teacher models to achieve better performance than single-teacher KD based approaches on several downstream tasks. However, we find that the ensemble of multiple teacher models can not always outperform single teacher model for knowledge distillation, as shown in Table 1. Two possible reasons for the above phenomenon are: 1) the ensemble prediction of the teachers loses diversity (Tran et al. 2020), and 2) the large capacity gap between the teacher model and the student model impacts the efficacy of knowledge distillation (Mirzadeh et al. 2020).

To solve the above mentioned issues, we propose Stochastic Knowledge Distillation (SKD) to obtain compact BERT-style language model dubbed SKDBERT. SKD focuses on

^{*}Corresponding author

distillation paradigm rather than the learning procedure and the distillation objective. In each iteration, SKD samples a teacher model from a pre-defined teacher ensemble, which consists of multiple teacher models with multi-level capacities, to transfer knowledge into student model in an one-to-one manner. Sampling distribution plays an important role in SKD. We heuristically present three types of sampling distributions to assign appropriate sampling probability for each teacher model. The proposed SKD is effective to solve the above issues:

- For the issue of losing diversity: In each iteration, SKD directly learns knowledge from a sampled teacher model in the one-to-one manner to preserve the diversity of each teacher model as much as possible.
- For the issue of capacity gap: In entire distillation procedure, SKD can not only utilize weak teacher models to fill the capacity gap between the strong teacher model and the student model, but also avoid limiting the performance of the student model to the weak teacher models.

To examine the generalization ability of SKD, we have also conducted image classification experiments with ResNet (He et al. 2016) and its variants (Zagoruyko and Komodakis 2016) on CIFAR-100 (Krizhevsky, Hinton et al. 2009) (see Appendix B in detail).

In summary, our contribution is two-fold: 1) We propose Stochastic Knowledge Distillation (SKD) to obtain compact BERT-style language model dubbed SKDBERT, and show its superiority for the issues of losing diversity and capacity gap. 2) Extensive experiments on the GLUE benchmark show that SKDBERT reduces the size of BERT_{BASE} by 40% while retaining its 99.5% performances of language understanding and being 100% faster.

2 Related Work

Knowledge Distillation KD consists of three components: 1) knowledge type, e.g., response-based (Hinton, Vinyals, and Dean 2015), feature-based (Yang et al. 2021), relation-based (Yang et al. 2022), 2) teacher-student architecture, e.g., simplified (Li et al. 2020), quantized (Polino, Pascanu, and Alistarh 2018), condensed (Xie et al. 2020), and 3) distillation strategy, e.g., multi-teacher (Yuan et al. 2021), graph-based (Yao et al. 2020), adversarial (Micaelli and Storkey 2019). The proposed SKD relates to multi-teacher distillation algorithms, especially Weighted-response (WKD) (Wu, Wu, and Huang 2021) and Teacher-Assistant (TAKD) (Mirzadeh et al. 2020) which are introduced in detail in Section 3.

Knowledge Distillation for BERT BERT (Devlin et al. 2019) has been compressed by various KD-based approaches. DistilBERT (Sanh et al. 2019), MobileBERT (Sun et al. 2020) and MiniLM (Wang et al. 2020) adopt different strategies for distillation in the pre-training stage. MobileBERT transfers knowledge progressively from a specific inverted-bottleneck BERT. MiniLM proposes deep self-attention distillation, which aims to minimize the KL-divergence between the value relation of the teacher model

and the student model. In the fine-tuning stage, BERT-PKD (Sun et al. 2019) uses the combination of response-based and feature-based knowledge for BERT-style language model compression. Furthermore, TinyBERT (Jiao et al. 2020) proposes a two-state distillation framework, which learns response-based and feature-based knowledge simultaneously in both pre-training and fine-tuning phases. Moreover, data augmentation technique is also used to further improve the performance of TinyBERT. Besides, multi-teacher KD has also been used for BERT model compression (Wu, Wu, and Huang 2021).

3 The Proposed Approach

3.1 Stochastic Knowledge Distillation

Overview The overview of SKD is shown in Figure 1 (c). In each iteration, SKD selects a teacher model from a pre-defined teacher ensemble with a specific probability distribution $\pi(\cdot)$. In particular, the teacher ensemble consists of multiple fine-tuned teacher models with multi-level capacities on specific downstream tasks. From a local perspective, SKD directly learns knowledge from the sampled teacher model in the one-to-one manner to preserve the diversity. From a global perspective, SKD utilizes weak teacher models to fill the large capacity gap between the teacher model and student model while avoiding limiting the performance of the student model to the weak teacher models.

There are two important components in SKD, i.e., the teacher ensemble and the sampling distribution. We discuss the influence of different teacher ensembles in terms of capacity and quantity in Section 5.1. Sampling distribution $\pi(\cdot)$ determines the occurrence frequency of each teacher model in entire distillation procedure. For various teacher ensembles and downstream tasks, the most appropriate distribution may be different. Consequently, we propose uniform, teacher-rank and student-rank sampling distributions for various cases.

Uniform Distribution means that the probability of each teacher model is equal, and can be expressed as

$$\pi(n) = [p_1 = \frac{1}{n}, \dots, p_n = \frac{1}{n}], \quad (1)$$

where n is the number of teacher models in the teacher ensemble, and $p_i (i = 1, \dots, n)$ represents the sampling probability of i -th teacher model.

Teacher-rank Distribution determines the probability in the light of fine-tuning performance acc_{ft} of each teacher model, and can be obtained by

$$\pi(n, acc_{ft}) = [p_1 = \frac{r_1^{ft}}{\sum_{j=1}^n j}, \dots, p_n = \frac{r_n^{ft}}{\sum_{j=1}^n j}], \quad (2)$$

where $r_i^{ft} \in [1, \dots, n] (i = 1, 2, \dots, n)$ refers to the fine-tuning performance rank of i -th teacher model with respect to acc_{ft} , which can be found in Appendix E.

Student-rank Distribution is based on the distillation performance acc_{dis} of the student model with regard to each teacher model. It contributes to filling the possible capacity

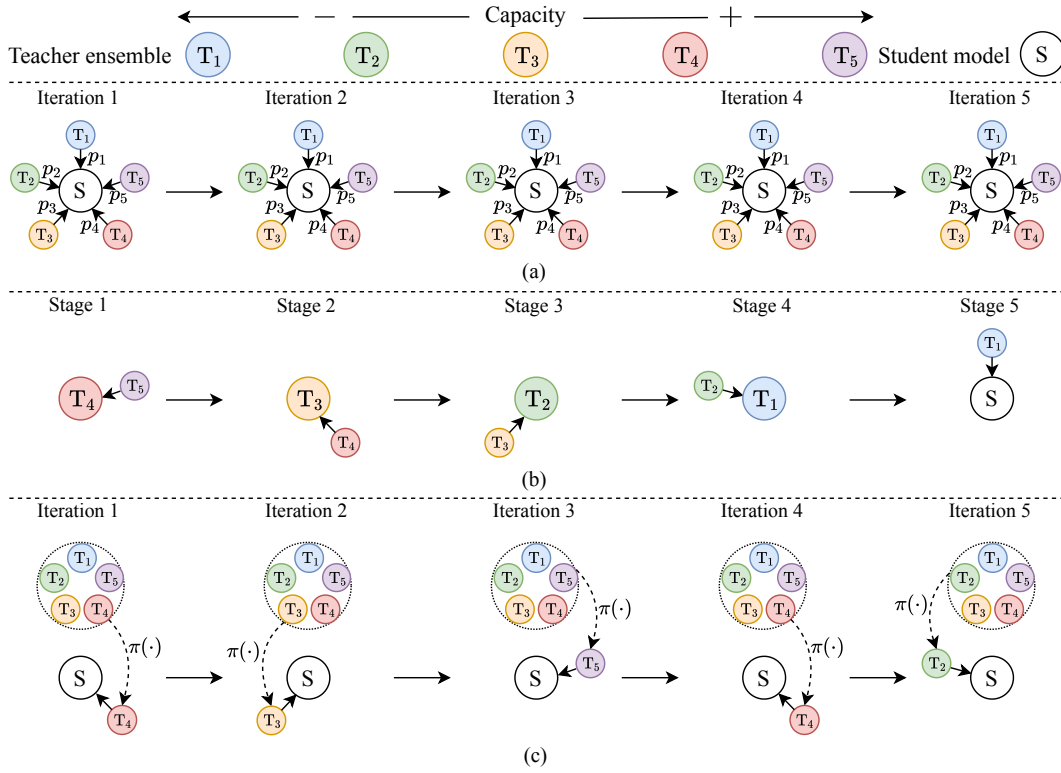


Figure 1: Comparison of WKD, TAKD and SKD. (a) WKD: The weighted logits with respect to all teacher models in the teacher ensemble is used to optimize the student model S in entire training procedure. (b) TAKD: Each teacher model (except the strongest one, i.e., T_5) is progressively distilled by its predecessor according to the order of capacities. Subsequently, the weakest teacher model is used for the student model distillation. (c) SKD: According to a specific probability distribution $\pi(\cdot)$, in each iteration, a teacher model is stochastically sampled from the teacher ensemble to distill the student model in the one-to-one manner. Best viewed in color.

gap between the teacher model and the student model, and can be calculated by

$$\pi(n, acc_{dis}) = [p_1 = \frac{r_1^{dis}}{\sum_{j=1}^n j}, \dots, p_n = \frac{r_n^{dis}}{\sum_{j=1}^n j}], \quad (3)$$

where $r_i^{dis} \in [1, \dots, n]$ ($i = 1, 2, \dots, n$) represents the distillation performance rank of the student model distilled by i -th teacher model with respect to acc_{dis} , which can be found in Appendix F.

SKD Learning In this paper, SKD focuses on vanilla response-based distillation paradigm, i.e., only using logits as the knowledge to be transferred between the prediction layers of the teacher model and the student model. Given a specific $\pi(\cdot)$, let $f_{T \sim \pi(\cdot)}$ and f_S denote the logits from the teacher model and the student model, respectively. Furthermore, the objective function of SKD can be expressed as

$$\mathcal{L}_{SKD} = \sum_{x \in \mathcal{X}} \mathcal{L}_d(f_{T \sim \pi(\cdot)}(x), f_S(x)),$$

where \mathcal{L}_d represents distilled loss function, \mathcal{X} refers to all training data. We discuss why does SKD works in Appendix C.

3.2 Comparison Against WKD and TAKD

The comparison of WKD, TAKD and SKD is shown in Figure 1. In entire distillation procedure, WKD employs the ensemble logits of $n = 5$ teacher models as the knowledge, which loses the diversity. For TAKD, except the strongest teacher model (i.e., T_5), each teacher model is progressively distilled by its predecessor according to the order of capacities of teacher models in each stage. Subsequently, the student model is distilled by the weakest teacher model (i.e., T_1) whose capacity plays an important role for the distillation performance. In each iteration, SKD stochastically samples a teacher model for the student model with a specific $\pi(\cdot)$ in the one-to-one distillation manner.

Different from WKD, SKD does not only learn abundant knowledge from the teacher ensemble, but also preserve diversity from each distinctive teacher model. Compared to TAKD, SKD can employ multiple teacher models with multi-level capacities to fill the possible capacity gap issue between the teacher model and the student model, while avoiding the drawback of sensitiveness for weak-capacity teacher models. Furthermore, we show the comparison among WKD, TAKD and SKD on the GLUE benchmark in Section 5.3.

Table 2: Results of SKDBERT and other popular approaches on GLUE-test. The inference speedup is obtained on a single NVIDIA K80 GPU. † and ‡ indicate that these results are cited from Jiao et al. (2020) and Xu et al. (2020), respectively. MRPC and QQP tasks are evaluated by F1 score, STS-B task is evaluated by Spearman correlations, and other tasks are evaluated by accuracy score.

Model	#Params (M)	#FLOPs (B)	Speedup	MRPC	RTE	STS-B	SST-2	QQP	QNLI	MNLI-m	MNLI-mm	Avg
BERT _{BASE} (Devlin et al. 2019)	109	22.5	1.0 ×	88.9	66.4	85.8	93.5	71.2	90.5	84.6	83.4	83.0
BERT _{TINY} (Devlin et al. 2019)†	14.5	1.2	9.4 ×	83.2	62.6	77.1	87.6	66.5	84.8	75.4	74.9	76.5
BERT _{SMALL} (Devlin et al. 2019)†	29.2	3.4	5.7 ×	83.4	61.8	77.0	89.7	68.1	86.4	77.6	77.0	77.0
DistilBERT ₄ (Sanh et al. 2019)†	52.2	7.6	3.0 ×	82.4	54.1	76.1	91.4	68.5	85.2	78.9	78.0	76.8
SKDBERT ₄ (Ours)	14.5	1.2	9.4 ×	85.8	62.4	76.9	88.1	68.0	85.1	79.3	78.3	78.1
BERT ₆ -PKD (Sun et al. 2019)‡	66.0	11.3	2.0 ×	85.0	65.5	81.6	92.0	70.7	89.0	81.5	81.0	80.8
PD (Turc et al. 2019)	66.0	11.3	2.0 ×	86.8	65.3	-	91.8	70.4	88.9	82.8	82.2	-
DistilBERT ₆ (Sanh et al. 2019)†	66.0	11.3	2.0 ×	86.9	58.4	81.3	92.5	70.1	88.9	82.6	81.3	80.3
BERT-of-Theseus (Xu et al. 2020)	66.0	11.3	2.0 ×	87.6	66.2	84.1	92.2	71.6	89.6	82.4	82.1	82.0
SKDBERT ₆ (Ours)	66.0	11.3	2.0 ×	88.4	68.8	83.9	91.5	71.4	90.3	83.4	82.8	82.6

4 Experiments

4.1 Datasets

We evaluate SKDBERT on the GLUE benchmark including MRPC (Dolan and Brockett 2005), RTE (Bentivogli et al. 2009), STS-B (Cer et al. 2017), SST-2 (Socher et al. 2013), QQP (Chen et al. 2018), QNLI (Rajpurkar et al. 2016) and MNLI (Williams, Nangia, and Bowman 2017).

4.2 SKDBERT Settings

We employ the proposed SKD to obtain a 4-layer and a 6-layer BERT-style language models dubbed SKDBERT₄ and SKDBERT₆, respectively. More architecture details can be found in Appendix E. Detailed introduction about the GLUE benchmark is given in Appendix G. Unless otherwise specified, we employ the evaluation metrics shown in Appendix D.1 to select the best-performing model for different downstream tasks.

4.3 Results on GLUE Benchmark

Implementation Details In this section, the teacher ensembles of SKDBERT₄ and SKDBERT₆ consist of 6 and 5 teacher models, i.e., T₀₄-T₀₉ and T₁₀-T₁₄ whose architecture information can be found in Appendix E, respectively. Moreover, fine-tuning performance of each teacher model and distillation performance of SKDBERT with regard to each teacher model can be found in Appendix E and F, respectively. Subsequently, three types of sampling probabilities of each teacher ensemble can be derived from (1) to (3). According to the hyper-parameters shown in Appendix D.2, SKDBERT with the best performance on the development set of the GLUE benchmark (GLUE-dev) is submitted to the official GLUE evaluation server¹ to obtain results on the test set of GLUE benchmark (GLUE-test). Moreover, all implementations are performed on NVIDIA A100 GPU.

Learned Distributions For different downstream tasks, we employ various sampling distributions for SKDBERT₄ and SKDBERT₆ as shown in Figure 2.

¹<https://gluebenchmark.com>

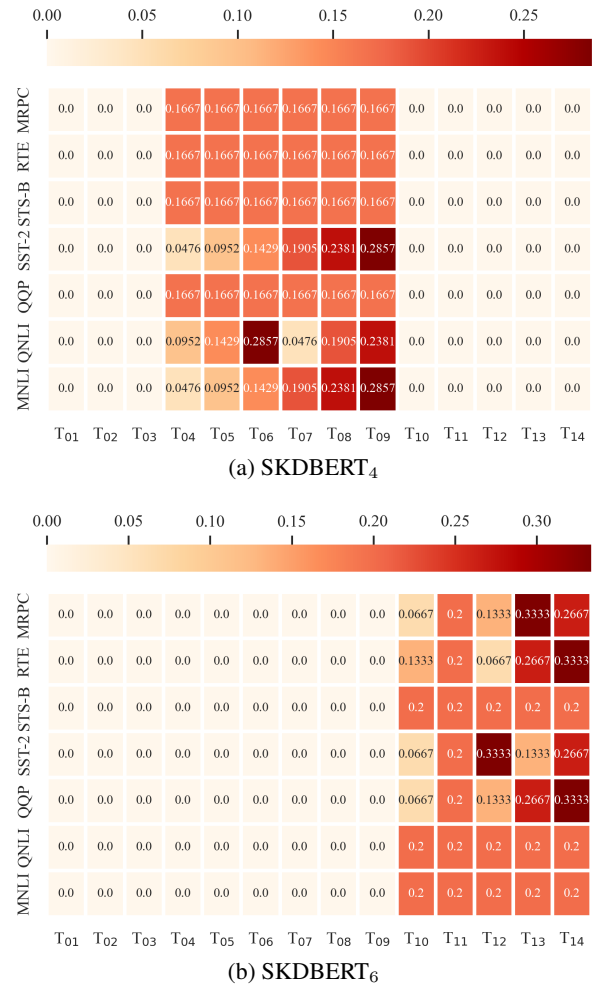


Figure 2: The used distributions for SKDBERT.

Results and Analysis Table 2 summarizes the performance of SKDBERT and other popular compact BERT-style language models on GLUE-test. Both SKDBERT₄ and SKDBERT₆ achieve the best GLUE score compared to the prior state of the art. Furthermore, SKDBERT₆ outperforms

Table 3: Results of SKDBERT and other popular approaches on GLUE-dev. All comparative approaches have identical architecture, i.e., 6-layer BERT-style language model with 66M parameters.

Model	MRPC	RTE	STS-B	SST-2	QQP	QNLI	MNLI-m	MNLI-mm
	F1/Acc	Acc	Pear/Spea	Acc	F1/Acc	Acc	Acc	Acc
Poor Man’s BERT ₆ (Sajjad et al. 2020)	-/80.2	65.0	-/88.5	90.3	-/90.4	87.6	81.1	-
LayerDrop (Fan, Grave, and Joulin 2020)	85.9/-	65.2	-/85.7	90.7	-/88.3	88.4	80.7	-
BERT-PKD (Sun et al. 2019)	85.7/-	66.5	-/86.2	91.3	-/88.4	88.4	81.3	-
BERT-of-Theseus (Xu et al. 2020)	89.0/-	68.2	-/88.7	91.5	-/89.6	89.5	82.3	-
MiniLM ₆ (Wang et al. 2020)	88.4/-	71.5	-/-	92.0	-/91.0	91.0	84.0	-
SKDBERT ₆ (Ours)	89.0/92.1	75.5	89.2/88.7	92.9	87.9/91.0	91.4	84.1	83.7

all comparative approaches on the GLUE benchmark except STS-B, SST-2 and QQP tasks. SKDBERT₆ obtains 82.6% GLUE score which are only 0.4% less than BERT_{BASE}, using 66M parameters which are 38.5% less than BERT_{BASE} with 109M parameters. Moreover, SKDBERT₆ outperforms BERT_{BASE} on RTE and QQP tasks. Besides, TinyBERT (Jiao et al. 2020) achieves novel performance on the GLUE benchmark via extra learning procedure and distillation objective. We show a fair comparison between SKDBERT and TinyBERT in Section 5.4.

More Comparisons We compare SKDBERT to more compact BERT-style language models (e.g., Poor Man’s BERT (Sajjad et al. 2020), BERT-of-Theseus (Xu et al. 2020) and MiniLM (Wang et al. 2020)) on GLUE-dev, and show the results in Table 3. Moreover, all the comparative models have identical architecture with SKDBERT₆. The proposed SKDBERT achieves the best performance on all tasks. In particular, on the task of RTE, SKDBERT achieves 4% accuracy score improvement over MiniLM which ranks the best in the comparative methods.

5 Ablation Studies

We perform extensive ablation experiments to show the effectiveness of SKDBERT in terms of teacher ensemble (see Section 5.1), sampling distribution (see Section 5.2), KD paradigm (see Section 5.3), extra learning procedure and distillation objective (see Section 5.4). Appropriately increasing the number of teacher models can effectively improve the diversity of prediction (Allingham et al. 2021) for obtaining better performance. As a result, we discuss the effectiveness of weak teacher models (e.g., T₀₁ to T₀₃ for SKDBERT₄, T₀₁ to T₀₆ for SKDBERT₆). Moreover, the sampling distributions used in this section can be found in Appendix H.

5.1 Impact of Teacher Ensemble

Capacity We perform a list of experiments for SKDBERT with various teacher ensembles—T₀₄ to T₀₆, T₀₇ to T₀₉, T₁₀ to T₁₂ and T₁₂ to T₁₄—on GLUE-dev, to verify the influence of teacher ensemble’s capacity, and show the results in Figure 3.

For SKDBERT₄, its performance is not proportionate to the increased teacher ensemble’s capacity. Similar to vanilla KD, SKD suffers from the capacity gap issue (Mirzadeh et al. 2020), but which is greatly alleviated as shown in Figure 3, where the teacher ensemble of T₁₂ to T₁₄ achieves

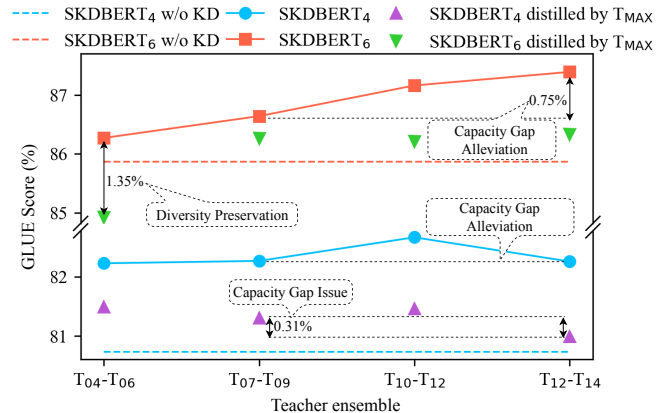


Figure 3: Impact of different-capacity teacher ensembles for SKDBERT on GLUE-dev. T_{MAX} means the strongest teacher model in the teacher ensemble, e.g., the T_{MAX} is T₁₂ in the teacher ensemble of T₁₀ to T₁₄.

almost identical performance to the teacher ensemble of T₀₇ to T₀₉². The performance of SKDBERT₆ is proportionate to the increased teacher ensemble’s capacity. For SKDBERT₆ with vanilla KD, the performance of T₁₄ is almost identical to the weaker T₀₉ due to the capacity gap issue. However, SKDBERT₆ with the teacher ensemble of T₁₂ to T₁₄ achieves 0.75% higher GLUE score than the teacher ensemble of T₀₇ to T₀₉, due to the capacity gap alleviation ability of SKD. SKDBERT with the teacher ensemble of T₀₄ to T₀₆ whose capacities are all weaker than the student model, achieves 1.35% higher GLUE score than vanilla KD with T₀₆ (about 84.9%) via the diversity extracted from T₀₄ and T₀₅. In particular, SKDBERT₆ without KD achieves 85.9% GLUE score which is 1% better than the one distilled by vanilla KD with T₀₆. Consequently, the proposed SKD can obtain knowledge from the teacher models, whose capacities are weaker than the student model.

Above all, the teacher ensemble should contain strong-capacity teacher models while taking the capacity gap issue into consideration to achieve novel performance for SKDBERT. Moreover, teacher models whose capacities are weaker than the student model, may contribute to improving the distillation performance via diversity preservation.

²As the teacher model for SKDBERT₄, T₁₄ performs 0.31% worse than T₀₉ due to the capacity gap issue.

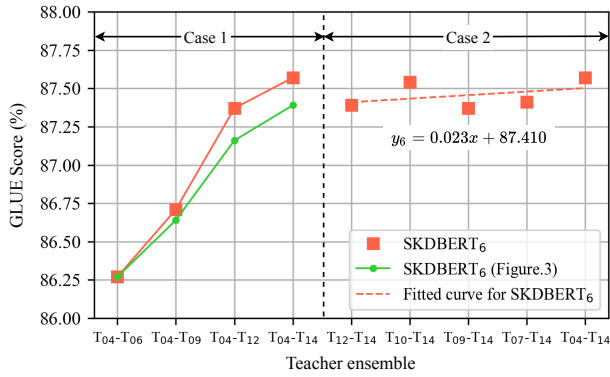


Figure 4: Impact of different-quantity teacher ensembles for SKDBERT₆ on GLUE-dev. In case 1, four groups of teacher ensembles have identical junior teacher models, i.e., T₀₄ to T₀₆. In case 2, five groups of teacher ensembles have identical senior teacher models, i.e., T₁₂ to T₁₄.

Quantity It is difficult to guarantee the invariable capacity of teacher models when the number of teacher models changes. Hence, we use two cases which have identical junior (T₀₄ to T₀₆ in case 1) and senior teacher models (T₁₂ to T₁₄ in case 2) with respect to various teacher ensembles, to discuss the influence of teacher models’ quantity on the teacher ensemble, and show the results in Figure 4, where the results of SKDBERT₆ with various teacher ensembles shown in Figure 3 are given again for comprehensive comparison. Moreover, we fit the GLUE score of case 2 to obtain the curve with respect to SKDBERT₆.

In case 1, SKDBERT₆ is proportionate to the increased teacher models’ quantity that is similar to the tendency of SKDBERT₆ shown in Figure 3 with little performance improvements. We consider that the primary reason of this phenomenon is the increased teacher ensemble’s capacity as discussed in Section 5.1. Besides, increasing number of teacher models contributes to improving the performance of SKDBERT, but the improvement is limited³ when the strongest teacher model has powerful capacity.

In case 2, SKDBERT₆ is not sensitive to the quantity of teacher models when various teacher ensembles contain identical senior teacher models. We find that the slope of the fitted curve is only 0.023 for SKDBERT₆. Consequently, we indicate that the quantity of teacher models hasn’t distinct effect on performance improvement of SKDBERT that reaches the same conclusion with case 1.

Above all, we conclude that 1) increasing the quantity of junior teacher models may contribute to improving the performance, but the improvement is limited, and 2) increasing the quantity of senior teacher models is able to dramatically improve the performance.

5.2 Impact of Sampling Distribution

In this section, we conduct similar-capacity case 1, which contains four teacher ensembles of T₀₄-T₀₆, T₀₇-T₀₉, T₁₀-

³The improvement is about 0.2% GLUE score for SKDBERT₆ with teacher ensembles of T₀₄ to T₁₂ and T₀₄ to T₁₄.

Table 4: Impact of sampling distributions for SKDBERT₆ on GLUE-dev. For each teacher ensemble in case 1, teacher models have similar capacities. In case 2, there has an incremental capacity gap of teacher models among four groups of teacher ensembles. σ means the standard deviation.

Case	Teacher Ensemble	GLUE Score (%)			σ (%)
		Uniform	Teacher-rank	Student-rank	
1	T ₀₄ -T ₀₆	86.20	86.07	86.27	0.08
	T ₀₇ -T ₀₉	86.57	86.54	86.57	0.01
	T ₁₀ -T ₁₂	87.09	86.93	87.00	0.07
	T ₁₂ -T ₁₄	87.27	87.00	87.11	0.11
2	T ₀₄ -T ₀₆	86.20	86.07	86.27	0.08
	T ₀₄ -T ₀₉	86.33	86.57	86.63	0.13
	T ₀₄ -T ₁₂	86.77	86.89	87.33	0.24
	T ₀₄ -T ₁₄	86.84	87.10	87.47	0.26

T₁₂, T₁₂-T₁₄, and large-capacity-gap case 2, which consists of four teacher ensembles of T₀₄-T₀₆, T₀₄-T₀₉, T₀₄-T₁₂, T₀₄-T₁₄ for SKD, and show the results in Table 4.

Uniform distribution shows satisfactory performance with the similar-capacity teacher ensemble instead of with the large-capacity-gap one. In case 1, uniform distribution achieves the best performance with the teacher ensembles of T₀₇ to T₀₉, T₁₀ to T₁₂ and T₁₂ to T₁₄. However, in case 2, uniform distribution ranks the worst for three out of four teacher ensembles. Hence, under the conclusion in Section 5.1, junior teacher models can only improve the performance of SKDBERT with low sampling probability. Compared to case 1, teacher-rank distribution performs better in case 2. Teacher-rank distribution obtains the worst performance for all teacher ensembles in case 1. Teacher-rank distribution performs better than uniform distribution in case 2. Student-based distribution delivers novel performance for both cases.

Furthermore, we use standard deviation as the metric to evaluate the performance difference among three types of distribution. In similar-capacity case 1, three sampling distributions have less difference. Nevertheless, there has an apparent difference among three distributions in large-capacity-gap case 2. The standard deviations are incremental from 0.08 to 0.26 with the capacity gap between the weakest and strongest teacher models in the teacher ensemble.

Above all, uniform distribution is appropriate for similar-capacity teacher ensemble where the knowledge of each teacher model contributes to improving the performance of SKDBERT. Furthermore, teacher-rank and student-rank distributions are appropriate for large-capacity-gap teacher ensemble, where the knowledge provided by junior teacher model is prone to delivering negative effect for SKDBERT.

5.3 Comparison of WKD, TAKD and SKD

As mentioned above, the proposed SKD is similar to two multi-teacher KD approaches, i.e., WKD and TAKD, and simultaneously solves their drawbacks (e.g., losing diversity of WKD, sensitiveness for weak-capacity teacher model of TAKD). We employ WKD, TAKD and SKD to optimize SKDBERT₆ on GLUE-dev and show the GLUE score in Table 5. Moreover, WKD employs five types of sampling probability distribution, i.e., MT-BERT (Wu, Wu, and Huang

Table 5: Scores of WKD with various sampling distributions, TAKD, SKD for SKDBERT₆ with five groups of teacher ensembles on GLUE-dev. † indicates that the implementation details can be found in Appendix A.

Model	GLUE Score (%)				
	T ₁₃ -T ₁₄	T ₁₀ -T ₁₄	T ₀₇ -T ₁₄	T ₀₄ -T ₁₄	T ₀₁ -T ₁₄
WKD (MT-BERT)†	86.9	86.8	86.6	86.9	86.7
WKD (Uniform)	86.9	87.1	86.8	86.7	86.7
WKD (Teacher-rank)	86.8	87.1	86.7	87.2	86.8
WKD (Student-rank)	86.7	86.8	86.6	86.6	86.8
TAKD	86.8	86.6	85.9	84.4	81.4
SKD (Ours)	87.1+0.2	87.5+0.4	87.4+0.6	87.6+0.4	87.1+0.3

2021), uniform⁴, teacher-rank and student-rank.

Diversity Preservation WKD uses the weighted logits of all teacher models to make more comprehensive decision for student model distillation, but loses diversity of each teacher model (Tran et al. 2020). Besides, TAKD (Mirzadeh et al. 2020) suffers from knowledge vanishing (similar to gradient vanishing (He et al. 2016)) with respect to strong teacher model, where the student model can only accept few knowledge from the strongest teacher model. With the sampled one-to-one distillation in each iteration, the student model can preserve the diversity of each teacher model via SKD to achieve high performance. In five groups of teacher ensemble, SKD outperforms both WKD and TAKD. In particular, SKD achieves 0.6% higher GLUE score than the best one of WKD and TAKD using the teacher ensemble of T₀₇ to T₁₄.

Sensibility to Teacher Models’ Capacity For WKD, weak-capacity teacher model hardly reduce its performance as shown in Table 5. However, TAKD is very sensitive to the capacity of weakest teacher model. With the capacity reduction of the weakest teacher model in the teacher ensemble, the performance of TAKD deteriorates dramatically. For instance, TAKD with T₀₁ to T₁₄ is 5.4% worse than TAKD with T₁₃ to T₁₄. The proposed SKD can avoid limiting the performance of the student model to the weakest teacher model. For example, SKDBERT utilizes the teacher ensemble of T₀₁ to T₁₄ to achieve 87.1% GLUE score which outperforms all teacher models except the strongest T₁₄.

Above all, SKD can not only preserve the diversity of each teacher model, but also fill the large capacity gap between the teacher model and the student model while avoiding limiting the performance of the student model to the weakest teacher models.

5.4 Impact of Extra Learning Procedure and Distillation Objective

To obtain high-performance BERT-style language model, TinyBERT (Jiao et al. 2020) employs extra learning procedure (i.e., Data Augmentation (DA) with GloVe word embedding (Pennington, Socher, and Manning 2014)) and distillation objective (i.e., Transformer Distillation (TD) including transformer-layer distillation and embedding-layer

⁴This case is identical to AvgKD (Hinton, Vinyals, and Dean 2015).

Table 6: Results of TinyBERT and SKDBERT with extra learning procedure and distillation objective on GLUE-test. DA denotes data augmentation, and TD means transformer distillation. † indicates that these results are obtained by TinyBERT with SKDBERT employed fine-tuned teacher model using the code publicly released by the authors at <https://github.com/huaweinoah/Pretrained-Language-Model/tree/master/TinyBERT>. MRPC task is evaluated by F1 score, and other tasks are evaluated by accuracy score.

Model	Teacher (ensemble)	DA	TD	MRPC	RTE	SST-2	QNLI	Avg
TinyBERT ₆ †	T ₁₂	✗	✗	87.6	65.6	91.4	90.4	83.8
		✓	✗	88.6	66.8	92.1	90.6	84.5
		✗	✓	86.7	61.8	92.0	89.7	82.6
		✓	✓	87.9	62.9	92.9	90.2	83.5
		✗	✗	88.5	67.2	91.9	89.9	84.4
SKDBERT ₆	T ₀₇ -T ₁₂	✓	✗	88.4	67.6	93.0	90.9	85.0
		✗	✓	87.4	62.7	93.0	90.2	83.3
		✓	✓	88.3	62.6	93.1	91.0	83.8

distillation). For a fair comparison with TinyBERT, we verify the effectiveness of the combination of SKD with DA and TD, and show the results on GLUE-test in Table 6.

As shown in Table 6, SKDBERT with the technique of DA achieves the best performance on three out of four tasks compared to TinyBERT. However, TD shows unsatisfactory performance for both SKDBERT and TinyBERT. For SKDBERT, we consider the possible reason of this phenomenon is that we employ vanilla KD with BERT_{BASE} rather than SKD with a specific teacher ensemble for TD, due to the different number of layer and hidden size of teacher models. As a result, this leads to a knowledge gap between transformer distillation with BERT_{BASE} and prediction layer distillation with SKD. Unfortunately, the above mentioned reason is not appropriate for TinyBERT whose performance can be improved by both TD and DA (Jiao et al. 2020). We consider the possible reason of this phenomenon is that the employed teacher model is different.

Above all, the combination of SKDBERT and DA can achieve better performance than TinyBERT.

6 Conclusion

In this paper, we propose a novel distillation paradigm named Stochastic Knowledge Distillation (SKD) to obtain compact BERT-style language model dubbed SKDBERT. SKD samples a teacher model from a teacher ensemble, to preserve the diversity of each teacher model via the one-to-one distillation, and fill the large capacity gap between the teacher model and student model while avoid limiting the performance of the student model to the weak teacher models. Extensive experiments on the GLUE benchmark show that SKDBERT achieves competitive performance while reducing almost half the size and being 100% faster.

However, the efficiency and flexibility of SKDBERT are not enough due to the fixed sampling probability distribution and teacher ensemble. In future work, we will study how to automatically determine the sampling distribution to improve performance and reduce time consumption.

References

- Allingham, J. U.; Wenzel, F.; Mariet, Z. E.; Mustafa, B.; Puigcerver, J.; Houlsby, N.; Jerfel, G.; Fortuin, V.; Lakshminarayanan, B.; Snoek, J.; et al. 2021. Sparse MoEs meet efficient ensembles. *arXiv preprint arXiv:2110.03360*.
- Bentivogli, L.; Clark, P.; Dagan, I.; and Giampiccolo, D. 2009. The Fifth PASCAL Recognizing Textual Entailment Challenge. In *TAC*.
- Cer, D.; Diab, M.; Agirre, E.; Lopez-Gazpio, I.; and Specia, L. 2017. Semeval-2017 task 1: Semantic textual similarity-multilingual and cross-lingual focused evaluation. In *Proceedings of the 11th International Workshop on Semantic Evaluation*.
- Chen, D.; Li, Y.; Qiu, M.; Wang, Z.; Li, B.; Ding, B.; Deng, H.; Huang, J.; Lin, W.; and Zhou, J. 2020. AdaBERT: Task-adaptive bert compression with differentiable neural architecture search. *arXiv preprint arXiv:2001.04246*.
- Chen, Z.; Zhang, H.; Zhang, X.; and Zhao, L. 2018. Quora question pairs. *University of Waterloo*, 1–7.
- Clark, K.; Luong, M.-T.; Le, Q. V.; and Manning, C. D. 2020. ELECTRA: Pre-training text encoders as discriminators rather than generators. In *8th International Conference on Learning Representations, ICLR*.
- Devlin, J.; Chang, M.-W.; Lee, K.; and Toutanova, K. 2019. BERT: Pre-training of Deep Bidirectional Transformers for Language Understanding. In *Proceedings of the 2019 Conference of the North American Chapter of the Association for Computational Linguistics: Human Language Technologies, NAACL-HLT*, volume 1, 4171–4186.
- Dolan, B.; and Brockett, C. 2005. Automatically constructing a corpus of sentential paraphrases. In *Third International Workshop on Paraphrasing, IWP*.
- Fan, A.; Grave, E.; and Joulin, A. 2020. Reducing Transformer Depth on Demand with Structured Dropout. In *8th International Conference on Learning Representations, ICLR*.
- Guo, F.; Liu, S.; Mungall, F. S.; Lin, X.; and Wang, Y. 2019. Reweighted proximal pruning for large-scale language representation. *arXiv preprint arXiv:1909.12486*.
- He, K.; Zhang, X.; Ren, S.; and Sun, J. 2016. Deep residual learning for image recognition. In *Proceedings of the IEEE conference on Computer Vision and Pattern Recognition, CVPR*, 770–778.
- Hinton, G.; Vinyals, O.; and Dean, J. 2015. Distilling the knowledge in a neural network. *arXiv preprint arXiv:1503.02531*.
- Iandola, F. N.; Shaw, A. E.; Krishna, R.; and Keutzer, K. W. 2020. SqueezeBERT: What can computer vision teach NLP about efficient neural networks? *arXiv preprint arXiv:2006.11316*.
- Jiao, X.; Yin, Y.; Shang, L.; Jiang, X.; Chen, X.; Li, L.; Wang, F.; and Liu, Q. 2020. TinyBERT: Distilling BERT for Natural Language Understanding. In *Proceedings of the 2020 Conference on Empirical Methods in Natural Language Processing, EMNLP*, 4163–4174.
- Kovaleva, O.; Romanov, A.; Rogers, A.; and Rumshisky, A. 2019. Revealing the Dark Secrets of BERT. In *Proceedings of the 2019 Conference on Empirical Methods in Natural Language Processing and the 9th International Joint Conference on Natural Language Processing, EMNLP-IJCNLP*, 4364–4373.
- Krizhevsky, A.; Hinton, G.; et al. 2009. Learning multiple layers of features from tiny images.
- Lan, Z.; Chen, M.; Goodman, S.; Gimpel, K.; Sharma, P.; and Soricut, R. 2020. ALBERT: A Lite BERT for Self-supervised Learning of Language Representations. In *8th International Conference on Learning Representations, ICLR*.
- Levesque, H.; Davis, E.; and Morgenstern, L. 2012. The winograd schema challenge. In *Thirteenth international conference on the principles of knowledge representation and reasoning*.
- Li, T.; Li, J.; Liu, Z.; and Zhang, C. 2020. Few sample knowledge distillation for efficient network compression. In *Proceedings of the IEEE/CVF Conference on Computer Vision and Pattern Recognition, CVPR*, 14639–14647.
- Liu, Y.; Ott, M.; Goyal, N.; Du, J.; Joshi, M.; Chen, D.; Levy, O.; Lewis, M.; Zettlemoyer, L.; and Stoyanov, V. 2019. RoBERTa: A robustly optimized BERT pretraining approach. *arXiv preprint arXiv:1907.11692*.
- Micaelli, P.; and Storkey, A. J. 2019. Zero-shot knowledge transfer via adversarial belief matching. In *Advances in Neural Information Processing Systems, NeurIPS*, volume 32.
- Michel, P.; Levy, O.; and Neubig, G. 2019. Are sixteen heads really better than one? In *Advances in Neural Information Processing Systems, NeurIPS*, volume 32.
- Mirzadeh, S. I.; Farajtabar, M.; Li, A.; Levine, N.; Matsukawa, A.; and Ghasemzadeh, H. 2020. Improved knowledge distillation via teacher assistant. In *Proceedings of the AAAI Conference on Artificial Intelligence, AAAI*, volume 34, 5191–5198.
- Pan, H.; Wang, C.; Qiu, M.; Zhang, Y.; Li, Y.; and Huang, J. 2021. Meta-KD: A Meta Knowledge Distillation Framework for Language Model Compression across Domains. In *Proceedings of the 59th Annual Meeting of the Association for Computational Linguistics and the 11th International Joint Conference on Natural Language Processing, ACL/IJCNLP*, 3026–3036.
- Pennington, J.; Socher, R.; and Manning, C. D. 2014. GloVe: Global vectors for word representation. In *Proceedings of the 2014 Conference on Empirical Methods in Natural Language Processing, EMNLP*, 1532–1543.
- Polino, A.; Pascanu, R.; and Alistarh, D. 2018. Model compression via distillation and quantization. In *6th International Conference on Learning Representations, ICLR*.
- Raffel, C.; Shazeer, N.; Roberts, A.; Lee, K.; Narang, S.; Matena, M.; Zhou, Y.; Li, W.; and Liu, P. J. 2020. Exploring the limits of transfer learning with a unified text-to-text transformer. *J. Mach. Learn. Res.*, 21: 140:1–140:67.
- Rajpurkar, P.; Zhang, J.; Lopyrev, K.; and Liang, P. 2016. SQuAD: 100, 000+ Questions for Machine Comprehension

- of Text. In *Proceedings of the 2016 Conference on Empirical Methods in Natural Language Processing, EMNLP*, 2383–2392.
- Robbins, H.; and Monroe, S. 1951. A stochastic approximation method. *The annals of mathematical statistics*, 400–407.
- Sajjad, H.; Dalvi, F.; Durrani, N.; and Nakov, P. 2020. Poor man’s bert: Smaller and faster transformer models. *arXiv preprint arXiv:2004.03844*.
- Sanh, V.; Debut, L.; Chaumond, J.; and Wolf, T. 2019. DistilBERT, a distilled version of BERT: Smaller, faster, cheaper and lighter. *arXiv preprint arXiv:1910.01108*.
- Shen, S.; Dong, Z.; Ye, J.; Ma, L.; Yao, Z.; Gholami, A.; Mahoney, M. W.; and Keutzer, K. 2020. Q-BERT: Hessian based ultra low precision quantization of BERT. In *Proceedings of the AAAI Conference on Artificial Intelligence*, volume 34, 8815–8821.
- Socher, R.; Perelygin, A.; Wu, J.; Chuang, J.; Manning, C. D.; Ng, A. Y.; and Potts, C. 2013. Recursive deep models for semantic compositionality over a sentiment treebank. In *Proceedings of the 2013 Conference on Empirical Methods in Natural Language Processing, EMNLP*, 1631–1642.
- Sun, S.; Cheng, Y.; Gan, Z.; and Liu, J. 2019. Patient Knowledge Distillation for BERT Model Compression. In *Proceedings of the 2019 Conference on Empirical Methods in Natural Language Processing and the 9th International Joint Conference on Natural Language Processing, EMNLP-IJCNLP*, 4322–4331.
- Sun, Z.; Yu, H.; Song, X.; Liu, R.; Yang, Y.; and Zhou, D. 2020. MobileBERT: A Compact Task-Agnostic BERT for Resource-Limited Devices. In *Proceedings of the 58th Annual Meeting of the Association for Computational Linguistics, ACL*, 2158–2170.
- Tian, Y.; Krishnan, D.; and Isola, P. 2020. Contrastive representation distillation. In *8th International Conference on Learning Representations, ICLR*.
- Tran, L.; Veeling, B. S.; Roth, K.; Swiatkowski, J.; Dillon, J. V.; Snoek, J.; Mandt, S.; Salimans, T.; Nowozin, S.; and Jenatton, R. 2020. Hydra: Preserving ensemble diversity for model distillation. In *International Conference on Machine Learning Workshop on Uncertainty and Robustness in Deep Learning*.
- Turc, I.; Chang, M.-W.; Lee, K.; and Toutanova, K. 2019. Well-read students learn better: The impact of student initialization on knowledge distillation. *arXiv preprint arXiv:1908.08962*.
- Turinici, G. 2021. The convergence of the Stochastic Gradient Descent (SGD): A self-contained proof. *arXiv preprint arXiv:2103.14350*.
- Voita, E.; Talbot, D.; Moiseev, F.; Sennrich, R.; and Titov, I. 2019. Analyzing Multi-Head Self-Attention: Specialized Heads Do the Heavy Lifting, the Rest Can Be Pruned. In *Proceedings of the 57th Conference of the Association for Computational Linguistics, ACL*, 5797–5808.
- Wang, A.; Singh, A.; Michael, J.; Hill, F.; Levy, O.; and Bowman, S. R. 2019. GLUE: A Multi-Task Benchmark and Analysis Platform for Natural Language Understanding. In *7th International Conference on Learning Representations, ICLR*.
- Wang, W.; Wei, F.; Dong, L.; Bao, H.; Yang, N.; and Zhou, M. 2020. MiniLM: Deep self-attention distillation for task-agnostic compression of pre-trained transformers. In *Advances in Neural Information Processing Systems, NeurIPS*, volume 33, 5776–5788.
- Warstadt, A.; Singh, A.; and Bowman, S. R. 2019. Neural network acceptability judgments. *Transactions of the Association for Computational Linguistics*, 7: 625–641.
- Williams, A.; Nangia, N.; and Bowman, S. R. 2017. A broad-coverage challenge corpus for sentence understanding through inference. In *Proceedings of the 2017 Conference of the North American Chapter of the Association for Computational Linguistics, NAACL*.
- Wu, C.; Wu, F.; and Huang, Y. 2021. One teacher is enough? pre-trained language model distillation from multiple teachers. In *Findings of the Association for Computational Linguistics: ACL/IJCNLP*, 4408–4413.
- Xie, Q.; Luong, M.-T.; Hovy, E.; and Le, Q. V. 2020. Self-training with noisy student improves imagenet classification. In *Proceedings of the IEEE/CVF Conference on Computer Vision and Pattern Recognition, CVPR*, 10687–10698.
- Xu, C.; Zhou, W.; Ge, T.; Wei, F.; and Zhou, M. 2020. BERT-of-Theseus: Compressing BERT by Progressive Module Replacing. In *Proceedings of the 2020 Conference on Empirical Methods in Natural Language Processing, EMNLP*, 7859–7869.
- Xu, J.; Tan, X.; Luo, R.; Song, K.; Li, J.; Qin, T.; and Liu, T.-Y. 2021. NAS-BERT: Task-agnostic and adaptive-size BERT compression with neural architecture search. In *Proceedings of the 27th ACM SIGKDD Conference on Knowledge Discovery & Data Mining*, 1933–1943.
- Xu, J.; Tan, X.; Song, K.; Luo, R.; Leng, Y.; Qin, T.; Liu, T.-Y.; and Li, J. 2022. Analyzing and mitigating interference in neural architecture search. In *International Conference on Machine Learning, ICML*, 24646–24662. PMLR.
- Yang, C.; An, Z.; Cai, L.; and Xu, Y. 2021. Hierarchical self-supervised augmented knowledge distillation. In *Proceedings of the Thirtieth International Joint Conference on Artificial Intelligence, IJCAI*, 1217–1223.
- Yang, C.; Zhou, H.; An, Z.; Jiang, X.; Xu, Y.; and Zhang, Q. 2022. Cross-image relational knowledge distillation for semantic segmentation. In *Proceedings of the IEEE/CVF Conference on Computer Vision and Pattern Recognition*, 12319–12328.
- Yang, Z.; Dai, Z.; Yang, Y.; Carbonell, J.; Salakhutdinov, R. R.; and Le, Q. V. 2019. XLNet: Generalized autoregressive pretraining for language understanding. In *Advances in Neural Information Processing Systems, NeurIPS*, volume 32.
- Yao, H.; Zhang, C.; Wei, Y.; Jiang, M.; Wang, S.; Huang, J.; Chawla, N.; and Li, Z. 2020. Graph few-shot learning via knowledge transfer. In *Proceedings of the AAAI Conference on Artificial Intelligence, AAAI*, volume 34, 6656–6663.

Yuan, F.; Shou, L.; Pei, J.; Lin, W.; Gong, M.; Fu, Y.; and Jiang, D. 2021. Reinforced multi-teacher selection for knowledge distillation. In *Proceedings of the AAAI Conference on Artificial Intelligence, AAAI*.

Zagoruyko, S.; and Komodakis, N. 2016. Wide residual networks. In *Proceedings of the British Machine Vision Conference 2016, BMVC*.

A Multi-teacher Knowledge Distillation

For BERT-style language model compression, we verify the performance of MTBERT (Wu, Wu, and Huang 2021) whose objective function can be expressed as:

$$\mathcal{L}_{\text{MTBERT}} = \sum_{i=1}^N \frac{\text{CE}(y_i/T, y_s/T)}{1 + \text{CE}(y, y_i)}, \quad (4)$$

where, N indicates the number of teacher models, $\text{CE}(\cdot, \cdot)$ is the cross-entropy loss, T denotes the temperature, y represents the ground-truth label, y_i and y_s refer to the outputs of i -th teacher model and the student model, respectively. We employ the student model used in TinyBERT (Jiao et al. 2020) which can be downloaded from https://huggingface.co/huawei-noah/TinyBERT_General_6L-768D. Furthermore, we choose five BERT-style models whose architecture information is shown in Table 7, as the teacher models from the BERT official website⁵.

Table 7: The architecture information of each teacher model.

Teacher	Layer	Hidden size	Head	#Params (M)
T ₀	8	768	12	81.1
T ₁	10	768	12	95.3
T ₂	12	768	12	110
T ₃	24	1024	16	335
T ₄ [†]	24	1024	16	335

[†] Pre-training with whole word masking.

Furthermore, we fine tune the above teacher models on six downstream tasks of GLUE benchmark, i.e., MRPC, RTE, SST-2, QQP, QNLI and MNLI whose detailed introduction can be found in Section ?? . Moreover, the experimental settings of teacher models fine-tuning are shown as follows:

- **Learning Rate:** For T₃ and T₄, {6e-6, 7e-6, 8e-6, 9e-6} on MRPC and RTE tasks, and {2e-5, 3e-5, 4e-5, 5e-5} on other tasks. For other teacher models, {2e-5, 3e-5, 4e-5, 5e-5} on all tasks.
- **Batch Size:** {32} for teacher model fine-tuning on each task.
- **Epoch:** 10 for MRPC and RTE, 3 for other tasks.

Other settings are following TinyBERT (Jiao et al. 2020).

Subsequently, we employ the ensemble of the fine-tuned teacher models to compress the student model via (4) . Particularly, we only use the weighted multi-teacher distillation loss without the multi-teacher hidden loss and the task-specific loss as in MT-BERT (Wu, Wu, and Huang 2021).

The experimental settings are given as follows:

⁵<https://github.com/google-research/bert>

- **Learning Rate:** {1e-5, 2e-5, 3e-5} for all tasks.
- **Batch Size:** {16, 32, 64}.
- **Epoch:** 10 for MRPC and RTE, 3 for other tasks.

Similarly, other settings are also following TinyBERT (Jiao et al. 2020).

B SKD for Image Classification

To verify the effectiveness of *general* SKD on computer vision, we conduct a list of experiments on CIFAR-100 (Krizhevsky, Hinton et al. 2009) image classification dataset. Moreover, we employ ResNet (He et al. 2016) and Wide ResNet (WRN) (Zagoruyko and Komodakis 2016) with various architectures as the candidates of teacher team to distill a student model. Following the experimental settings in CRD (Tian, Krishnan, and Isola 2020), we train the student model and teacher model for 240 epochs, and employ SGD as the optimizer with a batch size of 64, a learning rate of 0.05 which is decayed by a factor of 0.1 when arriving at 150-th, 180-th, 210-th epoch and a weight decay of 5e-4, and show the results in Table 8.

Table 8: Accuracy (%) of each student model and each teacher model for the last epoch of vanilla training and average of the best epoch over 5 runs of distillation on the test set of CIFAR-100.

Teacher	Student					
	None	WRN-40-1	WRN-16-2	ResNet-20	ResNet-32	ResNet-8×4
None	-	71.98	73.95	69.06	71.14	72.50
WRN-16-2	73.95	73.85				
WRN-22-2	74.26	74.36	75.24			
WRN-28-2	74.94	74.28	75.25			
WRN-34-2	76.22	74.23	75.16			
WRN-40-2	75.61	73.57	75.23			
ResNet-26	70.75			69.96		
ResNet-32	71.10			70.43		
ResNet-38	71.97			70.84	72.83	
ResNet-44	72.14			70.99	73.20	
ResNet-50	72.49			70.96	72.97	
ResNet-56	72.41			71.08	73.21	
ResNet-68	73.62			71.03	73.82	
ResNet-80	73.67			70.94	73.29	
ResNet-92	73.94			71.06	73.44	
ResNet-104	73.54			71.11	73.55	
ResNet-110	74.31			71.01	73.57	
ResNet-14×4	77.07					75.20
ResNet-20×4	77.67					74.43
ResNet-26×4	79.29					73.95
ResNet-32×4	79.42					73.60

Similar to Tian, Krishnan, and Isola (2020), we show the test accuracy of the last epoch in Table 9 for a fair comparison. The proposed SKD also achieves novel performance on CIFAR-100. Compared to state-of-the-art CRD, our approach achieves the best performance in five out of six groups of distillation experiments.

C Why Does SKD Work?

In this section, taking uniform distribution based SKD as an example, we discuss why does it work.

Table 9: Test accuracy (%) of the proposed SKD and other popular distillation approaches on CIFAR-100. All experimental results are cited from [Tian, Krishnan, and Isola \(2020\)](#). Average of the last epoch over 5 runs.

Student	WRN-16-2	WRN-40-1	ResNet-20	ResNet-20	ResNet-32	ResNet-8×4
Teacher	WRN-40-2	WRN-40-2	ResNet-56	ResNet-110	ResNet-110	ResNet-32×4
Acc-S	73.26	71.98	69.06	69.06	71.14	72.50
Acc-T	75.61	75.61	72.34	74.31	74.31	79.42
KD	74.92	73.54	70.66	70.67	73.08	73.33
FitNet	73.58	72.24	69.21	68.99	71.06	73.50
AT	74.08	72.77	70.55	70.22	72.31	73.44
SP	73.83	72.43	69.67	70.04	72.69	72.94
CC	73.56	72.21	69.63	69.48	71.48	72.97
VID	74.11	73.30	70.38	70.16	72.61	73.09
RKD	73.35	72.22	69.61	69.25	71.82	71.90
PKT	74.54	73.45	70.34	70.25	72.61	73.64
AB	72.50	72.38	69.47	69.53	70.98	73.17
FT	73.25	71.59	69.84	70.22	72.37	72.86
FSP	72.91	-	69.95	70.11	71.89	72.62
NST	73.68	72.24	69.60	69.53	71.96	73.30
CRD	75.48	74.14	71.16	71.46	73.48	75.51
TT†	TT ₁	TT ₂	TT ₃	TT ₄	TT ₅	TT ₆
SKD	75.52	74.63	71.16	71.47	73.92	74.79

† Teacher team list:

TT₁: WRN-22-2, WRN-28-2, WRN-34-2, WRN-40-2

TT₂: WRN-16-2, WRN-22-2, WRN-28-2, WRN-34-2, WRN-40-2

TT₃: ResNet-26, ResNet-32, ResNet-38, ResNet-44, ResNet-50, ResNet-56

TT₄: ResNet-32, ResNet-38, ResNet-44, ResNet-50, ResNet-56, ResNet-68, ResNet-80, ResNet-92, ResNet-104, ResNet-110

TT₅: ResNet-44, ResNet-50, ResNet-56, ResNet-68, ResNet-80, ResNet-92, ResNet-104, ResNet-110

TT₆: ResNet-14×4, ResNet-20×4, ResNet-32×4

C.1 Preliminaries: Knowledge Distillation

On classification task with C categories, vanilla KD employs the output of final layer, logits $\mathbf{z} = [z_1, z_2, \dots, z_C]^T$, to yield soft targets $\mathbf{p} = [p_1, p_2, \dots, p_C]^T$ for knowledge transfer as

$$p_i = \frac{\exp(z_i/T)}{\sum_{j=1}^C \exp(z_j/T)}, \quad i = 1, 2, \dots, C$$

where, T represents the temperature factor which is used to control the importance of p_i .

The total loss \mathcal{L} with respect to input \mathbf{x} and weights of student model \mathbf{W} , consists of distilled loss \mathcal{L}_d and student loss \mathcal{L}_s as

$$\mathcal{L}(\mathbf{x}, \mathbf{W}) = \alpha \times \mathcal{L}_d(\mathbf{p}(\mathbf{z}_t, T), \mathbf{p}(\mathbf{z}_s, T)) + \beta \times \mathcal{L}_s(\mathbf{y}, \mathbf{p}(\mathbf{z}_s, T)),$$

where,

$$\mathcal{L}_d(\mathbf{p}(\mathbf{z}_t, T), \mathbf{p}(\mathbf{z}_s, T)) = \sum_{i=1}^C -p(z_{ti}, T) \ln(p(z_{si}, T))$$

and

$$\mathcal{L}_s(\mathbf{y}, \mathbf{p}(\mathbf{z}_s, T)) = \sum_{i=1}^C -y_i \ln(p(z_{si}, T))$$

treat soft targets $\mathbf{p}(\mathbf{z}_t, T)$ and ground truth \mathbf{y} as their labels, respectively. Moreover, \mathbf{z}_t and \mathbf{z}_s represent the logits

of teacher and student models, respectively. Particularly, an ensemble of multiple teacher models is used to provide

C.2 The Convergence of SKD

In order to optimize \mathbf{W} , we should evaluate the cross-entropy gradient of total loss with regard to z_{si} , $\frac{\partial \mathcal{L}(\mathbf{x}, \mathbf{W})}{\partial z_{si}}$ as

$$\alpha \times \frac{\partial \mathcal{L}_d(\mathbf{p}(\mathbf{z}_t, T), \mathbf{p}(\mathbf{z}_s, T))}{\partial z_{si}} + \beta \times \frac{\partial \mathcal{L}_s(\mathbf{y}, \mathbf{p}(\mathbf{z}_s, T))}{\partial z_{si}}. \quad (5)$$

Here, the second term of the right side of (5) of SKD is identical with vanilla KD, so that we only discuss the first term.

The cross-entropy gradient of distilled loss with regard to z_{si} can be computed as

$$\begin{aligned} & \frac{\partial \mathcal{L}_d(\mathbf{p}(\mathbf{z}_t, T), \mathbf{p}(\mathbf{z}_s, T))}{\partial z_{si}} \\ &= \frac{\partial \sum_{k=1}^C -p(z_{tk}, T) \ln(p(z_{sk}, T))}{\partial z_{si}} \\ &= \frac{\partial \sum_{k=1}^C -p(z_{tk}, T) \ln(p(z_{sk}, T))}{\partial \ln(p(z_{sj}, T))} \times \frac{\partial \ln(p(z_{sj}, T))}{\partial z_{si}} \\ &= - \sum_{k=1}^C p(z_{tk}, T) \frac{1}{p(z_{sk}, T)} \times \frac{\partial \ln(p(z_{sj}, T))}{\partial z_{si}}. \end{aligned} \quad (6)$$

For $\frac{\partial \ln(p(z_{sj}, T))}{\partial z_{si}}$, there are two situations (i.e., $i = j$ and $i \neq j$) as

$$\begin{cases} \frac{1}{T} \ln(p(z_{si}, T)) \times (1 - \ln(p(z_{si}, T))), & \text{if } i = j \\ -\frac{1}{T} \ln(p(z_{si}, T)) \times \ln(p(z_{sj}, T)). & \text{others} \end{cases} \quad (7)$$

Subsequently, we replace $\frac{\partial \ln(p(z_{sj}, T))}{\partial z_{si}}$ in (6) with (7), and it can be rewritten as

$$\begin{aligned} & \frac{\partial \mathcal{L}_d(\mathbf{p}(\mathbf{z}_t, T), \mathbf{p}(\mathbf{z}_s, T))}{\partial z_{si}} \\ &= - \sum_{k=1}^C \frac{p(z_{tk}, T)}{\ln(p(z_{sk}, T))} \times \frac{\partial \ln(p(z_{sj}, T))}{\partial z_{si}} \\ &= - \frac{p(z_{ti}, T)}{\ln(p(z_{si}, T))} \times \frac{\ln(p(z_{si}, T)) \times (1 - \ln(p(z_{si}, T)))}{T} \\ &\quad + \sum_{j \neq i} \left(\frac{p(z_{tj}, T)}{\ln(p(z_{sj}, T))} \times \frac{\ln(p(z_{si}, T)) \times \ln(p(z_{sj}, T))}{T} \right) \\ &= - \frac{p(z_{ti}, T) - p(z_{ti}, T) \ln(p(z_{si}, T))}{T} \\ &\quad + \frac{\sum_{j \neq i} p(z_{tj}, T) \ln(p(z_{si}, T))}{T} \\ &= \frac{\sum_{j=1}^C p(z_{tj}, T) \ln(p(z_{si}, T)) - p(z_{ti}, T)}{T} \\ &= \frac{\ln(p(z_{si}, T)) - p(z_{ti}, T)}{T}. \end{aligned}$$

On the one hand, in vanilla multi-teacher KD framework with an ensemble of N teacher models, z_{ti} is the average of ensemble as

$$z_{ti} = \frac{1}{N} \sum_{n=1}^N z_{ti}^{(n)},$$

so that its soft target can be computed as

$$p_{\text{Avg}}(z_{ti}, T) = \frac{\exp(\frac{\frac{1}{N} \sum_{n=1}^N z_{ti}^{(n)}}{T})}{\sum_{j=1}^C \exp(\frac{\frac{1}{N} \sum_{n=1}^N z_{tj}^{(n)}}{T})}.$$

On the other hand, SKD randomly employs a single teacher from N teacher models to obtain the soft target at n -th iteration as

$$p_{\text{SKD}}^{(n)}(z_{ti}, T) = \frac{\exp(\frac{z_{ti}^{(n)}}{T})}{\sum_{j=1}^C \exp(\frac{z_{tj}^{(n)}}{T})},$$

where, the sampled probability of $z_t^{(n)}$ subjects to uniform distribution $U(1, N)$.

We assume that the number of iterations is L . In the total training process of multi-teacher KD, the amount of gradient update on z_i dubbed $G_{\text{Avg}}^{(i)}$ can be represented as

$$\begin{aligned} & \sum_{l=1}^L \frac{\ln(p(z_{si}^{(l)}, T)) - \frac{\exp(\frac{\frac{1}{N} \sum_{n=1}^N z_{ti}^{(n)}}{T})}{\sum_{j=1}^C \exp(\frac{\frac{1}{N} \sum_{n=1}^N z_{tj}^{(n)}}{T})}}{T} \\ &= \frac{1}{T} \sum_{l=1}^L \ln(p(z_{si}^{(l)}, T)) - \frac{L}{T} \times \underbrace{\frac{\exp(\frac{\frac{1}{N} \sum_{n=1}^N z_{ti}^{(n)}}{T})}{\sum_{j=1}^C \exp(\frac{\frac{1}{N} \sum_{n=1}^N z_{tj}^{(n)}}{T})}}_{a_i}. \end{aligned} \quad (8)$$

Beyond that, the amount of gradient update of SKD on z_i dubbed $G_{\text{SKD}}^{(i)}$ can be obtained by

$$\begin{aligned} G_{\text{SKD}}^{(i)} &= \sum_{l=1}^L \frac{\ln(p(z_{si}^{(l)}, T)) - \frac{\exp(\frac{z_{ti}^{(n)}}{T})}{\sum_{j=1}^C \exp(\frac{z_{tj}^{(n)}}{T})}}{T} \\ &= \frac{1}{T} \sum_{l=1}^L \ln(p(z_{si}^{(l)}, T)) - \frac{L}{T} \times \underbrace{\frac{\exp(\frac{z_{ti}^{(n)}}{T})}{\sum_{j=1}^C \exp(\frac{z_{tj}^{(n)}}{T})}}_{b_i}. \end{aligned} \quad (9)$$

Obviously, the main difference between $G_{\text{Avg}}^{(i)}$ and $G_{\text{SKD}}^{(i)}$ is the terms of a_i in (8) and b_i in (9). We denote $\frac{\sum_{n=1}^N z_{ti}^{(n)}}{N}$ as \bar{z}_{ti} , and rewrite term a_i in (8) as

$$a_i = \frac{\exp(\frac{\bar{z}_{ti}}{T})}{\sum_{j=1}^C \exp(\frac{\bar{z}_{tj}}{T})}. \quad (10)$$

According to (10) and the term b_i in (9), we can find that their relationship is similar to the relationship between Batch

Gradient Descent (BGD) and Stochastic Gradient Descent (SGD). Moreover, BGD employs total data to obtain the gradient in each iteration, but SGD uses single one. Based on stochastic approximation (e.g. ROBBINS-MONRO's theory (Robbins and Monro 1951)) and convex optimization, the convergence of SGD has been proven (Turinici 2021).

D Evaluation Metrics and Hyper-parameters

D.1 Evaluation Metrics

In order to choose the best model, we use appropriate metrics on GLUE-dev as shown in Table 10.

Table 10: Evaluation metrics on GLUE-dev.

Task	Metric	Description
STS-B	$\frac{pear+spear}{2}$	<i>pear</i> and <i>spear</i> are Pearson and Spearman correlation coefficients, respectively.
MNLI	<i>acc-m</i>	<i>acc-m</i> means accuracy on matched section.
MRPC, QQP	$\frac{acc+f1}{2}$	<i>acc</i> represents accuracy, <i>f1</i> indicates F1 scores.
SST-2, QNLI, RTE	<i>acc</i>	None

D.2 Fine-tuning Hyper-parameters

In this paper, we need to perform teacher model fine-tuning, student model fine-tuning and student model distillation. For the above three cases, the used hyper-parameters are shown in Table 11.

Table 11: Hyper-parameters for fine-tuning and distillation.

Hyper-parameter	Value
Learning rate	For large teacher models, [6e-6, 7e-6, 8e-6, 9e-6] on MRPC and RTE tasks, [2e-5, 3e-5, 4e-5, 5e-5] on other tasks. For other teacher models and student models, [2e-5, 3e-5, 4e-5, 5e-5] and [1e-5, 2e-5, 3e-5] on all tasks, respectively.
Adam ϵ	1e-6
Adam β_1	0.9
Adam β_2	0.999
Learning rate decay	linear
Warmup fraction	0.1
Attention dropout	0.1
Dropout	0.1
Weight decay	1e-4
Batch size	32 for fine-tuning, [16, 32] for distillation
Fine-tuning epochs	For KD, WKD and TAKD, 10 on MRPC, RTE and STS-B tasks, 3 on other tasks. For SKD, 15 on MRPC, RTE and STS-B tasks, 5 on other tasks

E Student Model and Teacher Team Details

The architecture information of each student model and teacher model is shown in Table 12. On the one hand, we direct treating the pre-trained model of TinyBERT₄⁶ and

⁶<https://huggingface.co/huawei-noah/TinyBERT-General.4L312D>

Table 12: The architecture of each student and teacher model.

Model	Name	Layer	Hidden Size	Head	#Params (M)
Student	SKDBERT ₄	4	312	12	14.5
	SKDBERT ₆	6	768	12	67.0
Teacher	T ₀₁	8	128	2	5.6
	T ₀₂	10	128	2	6.0
	T ₀₃	12	128	2	6.4
	T ₀₄	8	256	4	14.3
	T ₀₅	10	256	4	15.9
	T ₀₆	12	256	4	17.5
	T ₀₇	8	512	8	41.4
	T ₀₈	10	512	8	47.7
	T ₀₉	12	512	8	54.0
	T ₁₀	8	768	12	81.1
	T ₁₁	10	768	12	95.3
	T ₁₂	12	768	12	110
	T ₁₃	24	1024	16	335
	T ₁₄ [†]	24	1024	16	335

[†] Pre-training with whole word masking.

Table 13: The fine-tuning performance of each student and teacher models on GLUE-dev.

Model	MRPC	RTE	STS-B	SST-2	QQP	QNLI	MNLI-m	Avg
SKDBERT ₄	83.83	63.90	84.86	87.84	84.64	83.83	76.18	80.73
SKDBERT ₆	89.44	71.84	88.52	91.63	86.44	90.70	82.55	85.87
T ₀₁	81.83	66.06	85.15	86.24	83.95	83.80	72.95	80.00
T ₀₂	84.75	66.06	84.99	85.67	84.18	84.00	73.75	80.49
T ₀₃	84.59	65.70	85.73	86.47	85.02	84.40	75.16	81.01
T ₀₄	85.18	64.62	86.77	89.33	86.36	86.80	78.16	82.46
T ₀₅	87.84	66.06	87.45	89.33	87.25	87.26	78.75	83.42
T ₀₆	85.96	66.06	87.00	89.68	87.21	87.42	79.54	83.27
T ₀₇	87.91	70.04	88.46	91.28	88.69	89.27	80.84	85.21
T ₀₈	88.17	65.70	88.75	91.28	88.62	89.25	81.41	84.74
T ₀₉	88.85	66.43	88.74	92.09	89.01	90.33	81.90	85.34
T ₁₀	89.36	68.95	89.03	93.00	89.27	90.79	83.05	86.21
T ₁₁	90.10	71.12	89.59	92.78	89.71	91.20	84.00	86.93
T ₁₂	89.98	68.59	90.20	92.66	89.66	91.85	84.40	86.76
T ₁₃	90.60	62.74	90.13	94.50	90.26	92.70	86.88	86.83
T ₁₄	90.15	79.06	91.21	94.72	90.40	93.89	87.06	89.50

TinyBERT₆⁷ as the student models of SKDBERT. On the other hand, we choose 14 BERT models with various capabilities as the candidates for teacher team. Moreover, each pre-trained teacher model can be downloaded from official implementation of BERT⁸. Furthermore, the results of the student model and the teacher model on GLUE-dev are shown in Table 13 which can be used to obtain the teacher-rank sampling distribution.

F Distillation Performance of SKDBERT with Various Teacher Models

In order to determine the student-rank sampling distribution for SKD, we employ each teacher model to distill SKDBERT₄ and SKDBERT₆ on GLUE-dev, and show the results in Table 14.

⁷<https://huggingface.co/huawei-noah/TinyBERT-General-6L768D>

⁸<https://github.com/google-research/bert>

Table 14: The distillation performance of SKDBERT with various teacher models on GLUE-dev. ↑ indicates that the distillation performance is better than SKDBERT without KD. ↓ indicates that the distillation performance is worse than SKDBERT without KD.

Student	Teacher	MRPC	RTE	STS-B	SST-2	QQP	QNLI	MNLI-m
SKDBERT ₄	None	83.83	63.90	84.86	87.84	84.64	83.83	76.18
SKDBERT ₄	T ₀₁	81.73 (↓)	62.82 (↓)	84.90 (↑)	86.93 (↓)	83.54 (↓)	83.60 (↓)	73.39 (↓)
	T ₀₂	83.55 (↓)	64.62 (↑)	84.63 (↓)	87.39 (↓)	84.01 (↓)	83.82 (↓)	73.81 (↓)
	T ₀₃	83.88 (↑)	65.34 (↑)	84.91 (↑)	87.73 (↓)	84.75 (↑)	83.75 (↓)	74.90 (↓)
	T ₀₄	82.73 (↓)	63.90 (↑)	84.74 (↓)	88.07 (↑)	85.26 (↑)	85.23 (↑)	76.58 (↑)
	T ₀₅	85.25 (↑)	67.15 (↑)	84.66 (↓)	87.84 (↑)	85.48 (↑)	85.34 (↑)	76.94 (↑)
	T ₀₆	86.25 (↑)	66.06 (↑)	85.05 (↑)	87.50 (↓)	85.40 (↑)	85.94 (↑)	77.30 (↑)
	T ₀₇	85.31 (↑)	64.98 (↑)	85.11 (↑)	88.53 (↑)	85.32 (↑)	84.77 (↑)	77.53 (↑)
	T ₀₈	84.27 (↑)	65.34 (↑)	85.17 (↑)	88.19 (↑)	85.59 (↑)	85.52 (↑)	77.84 (↑)
	T ₀₉	84.01 (↑)	66.79 (↑)	84.67 (↓)	88.30 (↑)	85.39 (↑)	85.63 (↑)	77.15 (↑)
	T ₁₀	84.87 (↑)	65.70 (↑)	84.55 (↓)	87.96 (↑)	85.30 (↑)	85.37 (↑)	77.82 (↑)
	T ₁₁	83.96 (↑)	65.34 (↑)	84.96 (↑)	88.65 (↑)	85.44 (↑)	85.04 (↑)	77.36 (↑)
	T ₁₂	85.24 (↑)	65.70 (↑)	85.03 (↑)	89.22 (↑)	85.32 (↑)	85.58 (↑)	77.40 (↑)
	T ₁₃	85.35 (↑)	66.43 (↑)	84.87 (↑)	88.30 (↑)	85.13 (↑)	84.88 (↑)	77.08 (↑)
	T ₁₄	84.42 (↑)	66.43 (↑)	84.87 (↑)	87.73 (↓)	85.29 (↑)	84.51 (↑)	76.73 (↑)
SKDBERT ₆	None	89.44	71.84	88.52	91.63	86.44	90.70	82.55
SKDBERT ₆	T ₀₁	84.61 (↓)	67.87 (↓)	88.78 (↑)	88.76 (↓)	84.63 (↓)	86.33 (↓)	74.87 (↓)
	T ₀₂	87.94 (↓)	67.15 (↓)	88.73 (↑)	89.68 (↓)	85.07 (↓)	86.20 (↓)	75.31 (↓)
	T ₀₃	87.08 (↓)	70.76 (↓)	88.95 (↑)	90.48 (↓)	86.08 (↓)	86.53 (↓)	76.21 (↓)
	T ₀₄	89.72 (↑)	68.95 (↓)	89.16 (↑)	92.43 (↑)	87.09 (↑)	89.57 (↑)	79.67 (↑)
	T ₀₅	89.73 (↑)	71.12 (↓)	88.81 (↑)	91.40 (↓)	87.77 (↑)	89.82 (↓)	79.84 (↓)
	T ₀₆	88.36 (↓)	69.31 (↓)	88.91 (↑)	92.43 (↑)	87.60 (↑)	90.24 (↓)	80.42 (↓)
	T ₀₇	89.46 (↑)	73.65 (↑)	88.81 (↑)	92.78 (↑)	88.64 (↑)	90.99 (↑)	81.93 (↓)
	T ₀₈	89.56 (↑)	71.48 (↓)	89.07 (↑)	92.32 (↑)	88.76 (↑)	90.90 (↑)	82.27 (↓)
	T ₀₉	89.85 (↑)	72.20 (↑)	89.02 (↑)	92.20 (↑)	88.92 (↑)	91.51 (↑)	82.70 (↑)
	T ₁₀	89.59 (↑)	73.29 (↑)	89.06 (↑)	91.97 (↑)	88.88 (↑)	91.07 (↑)	82.86 (↑)
	T ₁₁	89.73 (↑)	71.84 (↑)	88.95 (↑)	92.32 (↑)	88.98 (↑)	91.27 (↑)	83.17 (↑)
	T ₁₂	89.13 (↓)	71.48 (↓)	89.02 (↑)	93.12 (↑)	88.90 (↑)	91.40 (↑)	82.83 (↑)
	T ₁₃	90.01 (↑)	72.92 (↑)	88.86 (↑)	92.09 (↑)	88.89 (↑)	91.16 (↑)	83.42 (↑)
	T ₁₄	89.50 (↑)	72.56 (↑)	88.86 (↑)	92.43 (↑)	89.03 (↑)	91.32 (↑)	83.46 (↑)

G Details of GLUE Benchmark

GLUE consists of 9 NLP tasks: Microsoft Research Paraphrase Corpus (MRPC) (Dolan and Brockett 2005), Recognizing Textual Entailment (RTE) (Bentivogli et al. 2009), Corpus of Linguistic Acceptability (CoLA) (Warstadt, Singh, and Bowman 2019), Semantic Textual Similarity Benchmark (STS-B) (Cer et al. 2017), Stanford Sentiment Treebank (SST-2) (Socher et al. 2013), Quora Question Pairs (QQP) (Chen et al. 2018), Question NLI (QNLI) (Rajpurkar et al. 2016), Multi-Genre NLI (MNLI) (Williams, Nangia, and Bowman 2017), and Winograd NLI (WNLI) (Levesque, Davis, and Morgenstern 2012).

MRPC belongs to a sentence similarity task where system aims to identify the paraphrase/semantic equivalence relationship between two sentences.

RTE belongs to a natural language inference task where system aims to recognize the entailment relationship of given two text fragments.

CoLA belongs to a single-sentence task where system aims to predict the grammatical correctness of an English sentence.

STS-B belongs to a sentence similarity task where system aims to evaluate the similarity of two pieces of texts by a score from 1 to 5.

SST-2 belongs to a single-sentence task where system aims to predict the sentiment of movie reviews.

QQP belongs to a sentence similarity task where system aims to identify the semantical equivalence of two questions

from the website Quora.

QNLI belongs to a natural language inference task where system aims to recognize that for a given pair $\langle \text{question}, \text{context} \rangle$, the answer to the *question* whether contains in the *context*.

MNLI belongs to a natural language inference task where system aims to predict the possible relationships (i.e., entailment, contradiction and neutral) of *hypothesis* with regard to *premise* for a given pair $\langle \text{premise}, \text{hypothesis} \rangle$.

WNLI belongs to a natural language inference task where system aims to determine the referent of a sentence’s pronoun from a list of choices.

H The Used Sampling Distributions for SKDBERT with Various Teacher Teams on The GLUE Benchmark

We implement extensive ablation experiments for SKDBERT using various teacher teams: $\{T_{04}\text{-}T_{06}, T_{07}\text{-}T_{09}, T_{10}\text{-}T_{12}, T_{12}\text{-}T_{14}\}$ for SKDBERT₄ and $\{T_{04}\text{-}T_{06}, T_{07}\text{-}T_{09}, T_{10}\text{-}T_{12}, T_{04}\text{-}T_{09}, T_{04}\text{-}T_{12}, T_{01}\text{-}T_{14}, T_{04}\text{-}T_{14}, T_{07}\text{-}T_{14}, T_{09}\text{-}T_{14}, T_{12}\text{-}T_{14}, T_{13}\text{-}T_{14}\}$ for SKDBERT₆. We show the used distributions for the above teacher teams on various tasks in Figure 5 to 19. Particular, 0 indicates that the teacher models are not employed for stochastic knowledge distillation.

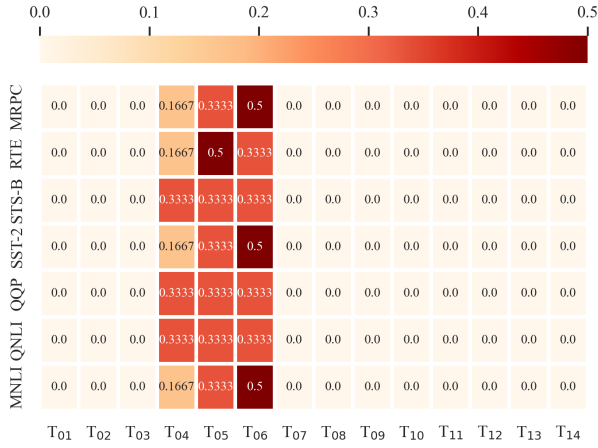


Figure 5: The sampling distribution of SKDBERT₄ with the teacher team of T₀₄ to T₀₆ on the GLUE benchmark.

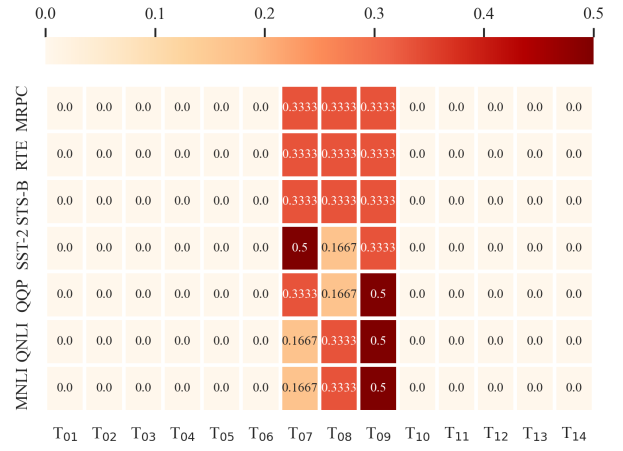


Figure 6: The sampling distribution of SKDBERT₄ with the teacher team of T₀₇ to T₀₉ on the GLUE benchmark.

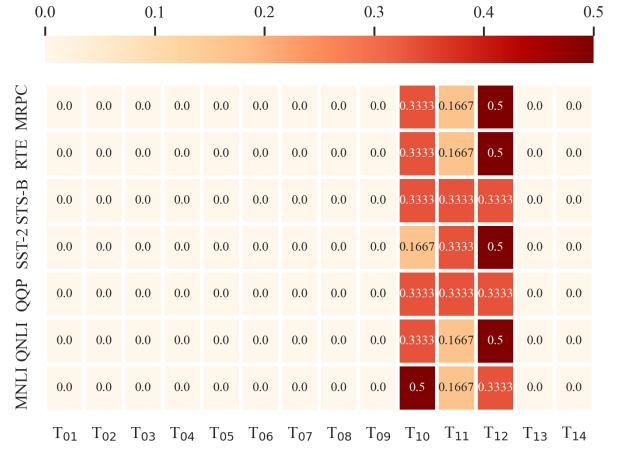


Figure 7: The sampling distribution of SKDBERT₄ with the teacher team of T₁₀ to T₁₂ on the GLUE benchmark.

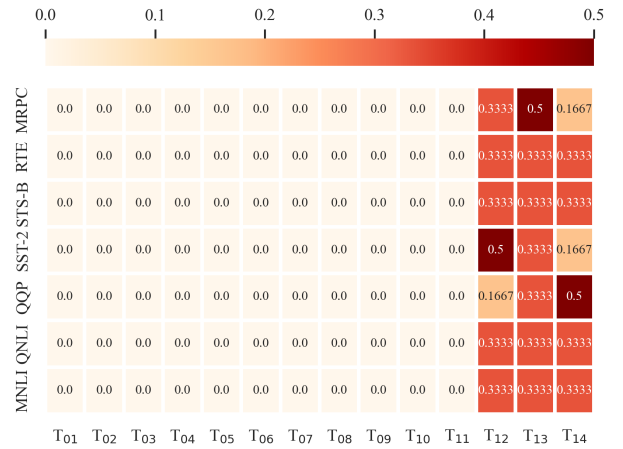


Figure 8: The sampling distribution of SKDBERT₄ with the teacher team of T₁₂ to T₁₄ on the GLUE benchmark.

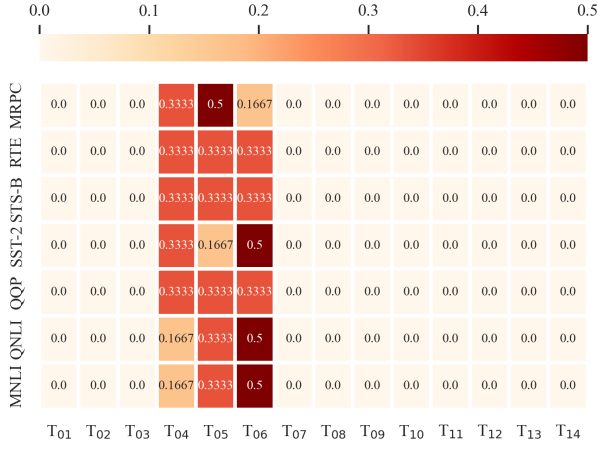


Figure 9: The sampling distribution of SKDBERT₆ with the teacher team of T₀₄ to T₀₆ on the GLUE benchmark.

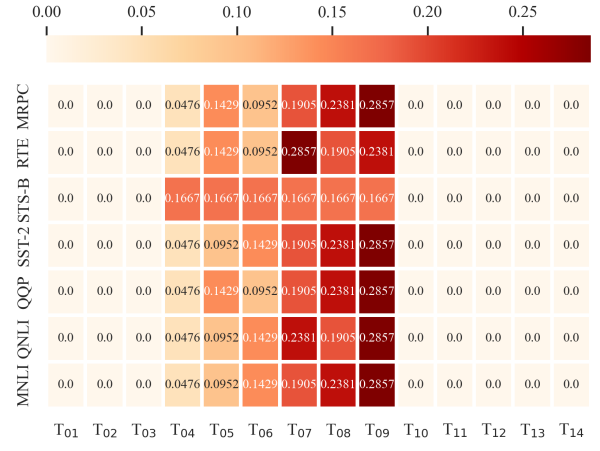


Figure 12: The sampling distribution of SKDBERT₆ with the teacher team of T₀₄ to T₀₉ on the GLUE benchmark.

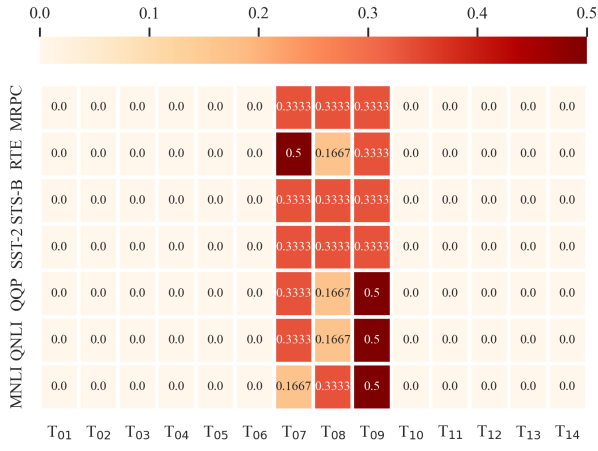


Figure 10: The sampling distribution of SKDBERT₆ with the teacher team of T₀₇ to T₀₉ on the GLUE benchmark.

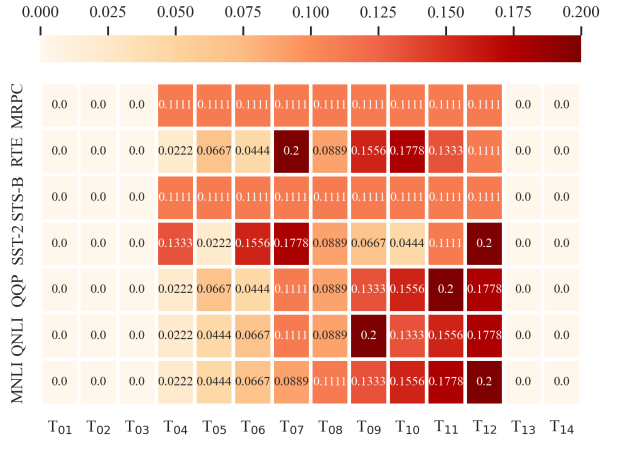


Figure 13: The sampling distribution of SKDBERT₆ with the teacher team of T₀₄ to T₁₂ on the GLUE benchmark.

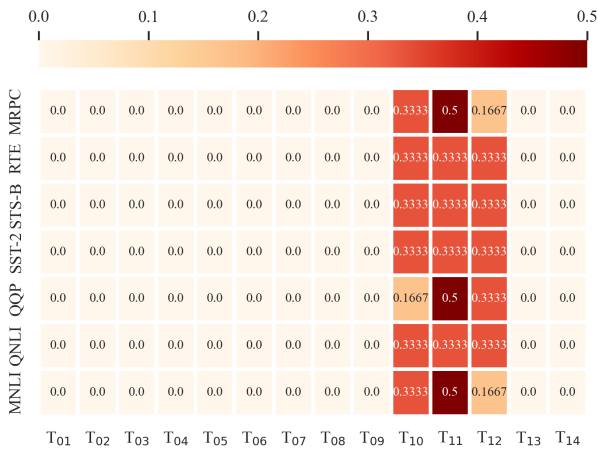


Figure 11: The sampling distribution of SKDBERT₆ with the teacher team of T₁₀ to T₁₂ on the GLUE benchmark.

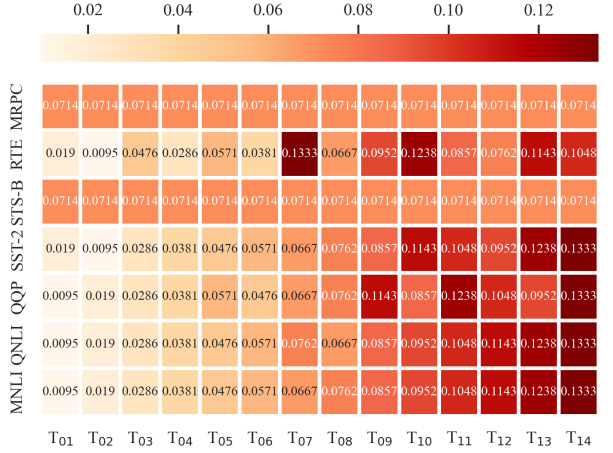


Figure 14: The sampling distribution of SKDBERT₆ with the teacher team of T₀₁ to T₁₄ on the GLUE benchmark.

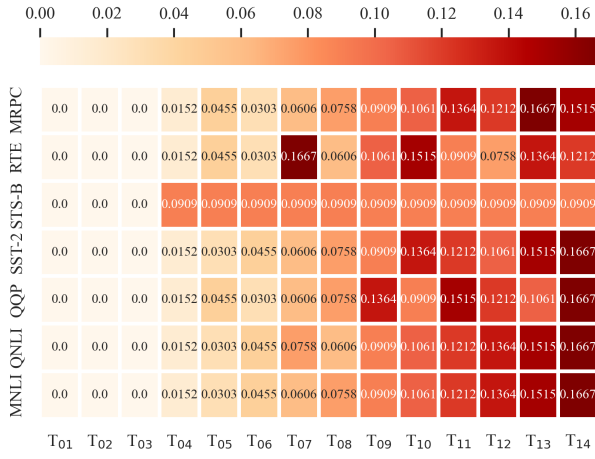


Figure 15: The sampling distribution of SKDBERT₆ with the teacher team of T₀₄ to T₁₄ on the GLUE benchmark.

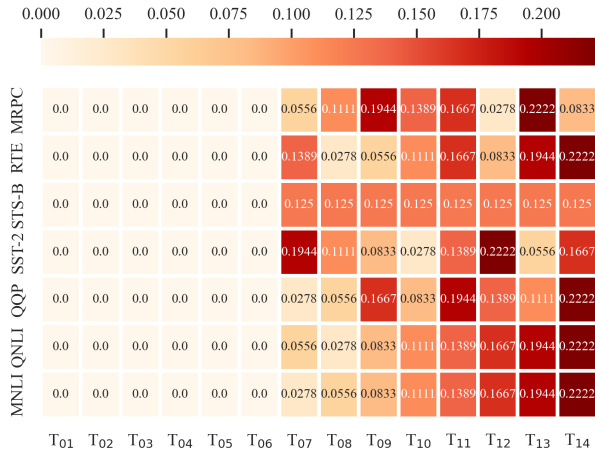


Figure 16: The sampling distribution of SKDBERT₆ with the teacher team of T₀₇ to T₁₄ on the GLUE benchmark.

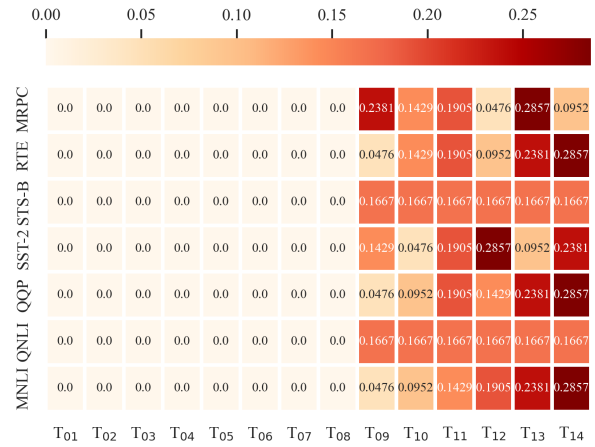


Figure 17: The sampling distribution of SKDBERT₆ with the teacher team of T₀₉ to T₁₄ on the GLUE benchmark.

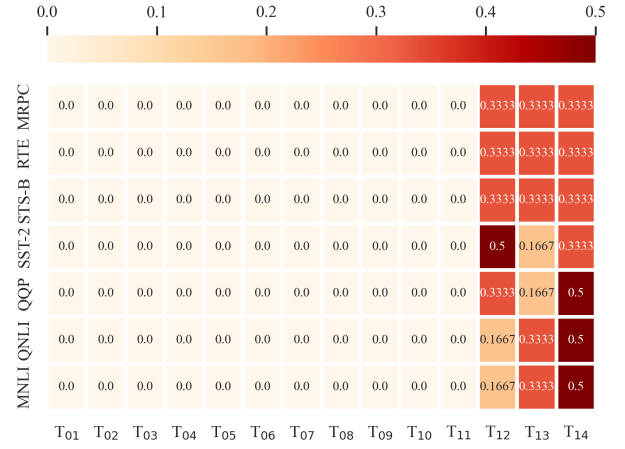


Figure 18: The sampling distribution of SKDBERT₆ with the teacher team of T₁₂ to T₁₄ on the GLUE benchmark.

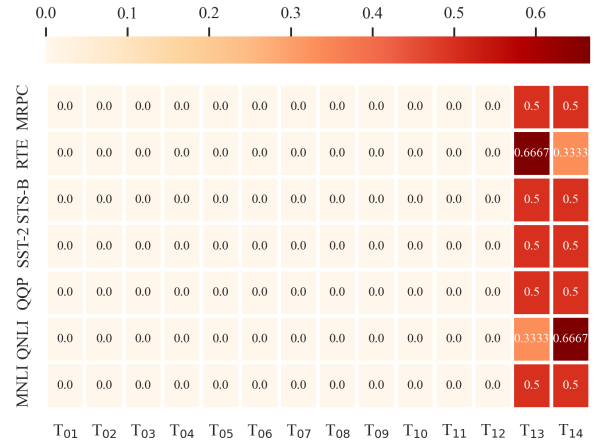


Figure 19: The sampling distribution of SKDBERT₆ with the teacher team of T₁₃ to T₁₄ on the GLUE benchmark.