

On the Effect of Anticipation on Reading Times

Tiago Pimentel[📧] Clara Meister[📧] Ethan G. Wilcox[📧] Roger Levy[📖] Ryan Cotterell[📧]

[📧]University of Cambridge [📧]ETH Zürich [📖]MIT

tp472@cam.ac.uk clara.meister@inf.ethz.ch ethan.wilcox@inf.ethz.ch

rplevy@mit.edu ryan.cotterell@inf.ethz.ch

Abstract

Over the past two decades, numerous studies have demonstrated how less predictable (i.e. higher surprisal) words take more time to read. In general, these previous studies implicitly assumed the reading process to be purely *responsive*: readers observe a new word and allocate time to read it as required. These results, however, are also compatible with a reading time that is *anticipatory*: readers could, e.g., allocate time to a future word based on their expectation about it. In this work, we examine the anticipatory nature of reading by looking at how people’s predictions about upcoming material influence reading times. Specifically, we test anticipation by looking at the effects of surprisal and contextual entropy on four reading-time datasets: two self-paced and two eye-tracking. In three of four datasets tested, we find that the entropy predicts reading times as well as (or better than) the surprisal. We then hypothesise four cognitive mechanisms through which the contextual entropy could impact RTs—three of which we design experiments to analyse. Overall, our results support a view of reading that is both anticipatory and responsive.¹

1 Introduction

Language comprehension—and by proxy, the reading process—is assumed to be incremental and dynamic in nature: readers take one word as input at a time, process it, and then move on to the next word (Hale, 2001, 2006; Rayner and Clifton, 2009; Boston et al., 2011). Further, as each word requires a different amount of processing effort, readers must allocate differing amounts of time to them. Indeed, this effect has been confirmed by a number of studies, which show a word’s reading time is a monotonically increasing function of the

word’s length and surprisal (Hale, 2001; Smith and Levy, 2008; Shain, 2019, *inter alia*).

Most prior work (e.g., Levy, 2008; Demberg and Keller, 2008; Fernandez Monsalve et al., 2012; Wilcox et al., 2020), however, focuses only on the **responsive** nature of the reading process, i.e., they look solely at how readers’ behaviour is influenced by attributes of the already observed words. Such analyses make the implicit assumption that readers dynamically allocate resources to a word as they read it, and planning ahead takes no part in reading time (RT) allocation. Albeit quite elegant in its simplicity, a closer analysis of reading time data shows the above theory might not capture the whole picture. In addition to being responsive, reading behaviour may also be **anticipatory**: readers’ expectations before reaching a word may influence how they process it. One strong example of this is that often readers skip words while they read—a decision that must be made while the word’s identity is unknown.

In this work, we look beyond responsiveness and investigate anticipatory reading behaviours. Specifically, we look at how a reader’s expectation about a word’s surprisal—operationalised as that word’s **contextual entropy**—affects the time taken to read it. For various reasons, however, a reader’s anticipation may not exactly match a word’s expected surprisal value, which would make the contextual entropy a poor operationalisation of anticipation. Rather, readers may rely on skewed approximations instead, e.g., anticipating that the next word’s surprisal is simply the surprisal of the most likely next word. We use the Rényi entropy (a generalisation of Shannon’s entropy) to operationalise these different skewed expectation strategies. Further, in order to better grasp the anticipatory nature of the reading process, we identify four mechanisms under which anticipation may impact reading:

- (i) *word-skipping*: readers may completely omit fixating on a word;

¹Code is available in <https://github.com/rycolab/anticipation-on-reading-times>.

- (ii) *budgeting*: readers may allocate reading times for a word before reaching it;
- (iii) *preemptive processing*: readers may start processing a future word based on their expectations (and before knowing its true identity);
- (iv) *coping with uncertainty*: readers may incur an additional processing load when in high uncertainty contexts.

We design several experiments to investigate these mechanisms, analysing the relationship between readers’ expectations about a word’s surprisal and its observed reading times.

We run our analyses in four naturalistic datasets: two self-paced reading and two eye-tracking. In line with prior work, we find a significant effect of a word’s surprisal on its RTs across all datasets, reaffirming the responsive nature of reading. In addition, we find the word’s contextual entropy to be a significant predictor of its RTs in three of the four analysed datasets—in fact, in two of these, the entropy is a more powerful predictor than the surprisal. Moreover, we find the Rényi entropy with $\alpha = 0.5$ to consistently leads to stronger predictors than the Shannon entropy. This suggests readers may anticipate a future word’s surprisal to be a function of the number of available continuations (as opposed to the actual expected surprisal).

2 Predicting Reading Times

One behaviour of interest in psycholinguistics is reading time allocation, i.e., how much time a reader spends processing each word in a text. Specifically, reading times are important for psycholinguistics because they offer insights into the mechanisms driving the reading process. Indeed, there exists a vast literature of such analyses (Rayner, 1998; Hale, 2001, 2003, 2016; Keller, 2004; Smith and Levy, 2008, 2013; van Schijndel and Schuler, 2016; van Schijndel and Linzen, 2018; Shain, 2019, 2021; Shain and Schuler, 2021, 2022; Wilcox et al., 2020; Meister et al., 2021, 2022; Hoover et al., 2022, *inter alia*).²

The standard procedure for RT analysis is to first choose a set of variables $\mathbf{x} \in \mathbb{R}^d$ which we believe may impact reading times—e.g., it is common to choose $\mathbf{x} = [|w_t|; u(w_t)]$, where $|w_t|$ is the length of word w_t and $u(w_t)$ is its frequency (i.e., its unigram log-probability). These variables are then

used to fit a regressor $f_\phi(\mathbf{x})$ of reading times:

$$\text{time}(w_t) \sim f_\phi(\mathbf{x}) \quad (1)$$

where $f_\phi : \mathbb{R}^d \rightarrow \mathbb{R}$ and ϕ are learned parameters. We can then evaluate this regressor by looking at its performance, which is measured by, e.g., $f_\phi(\mathbf{x})$ ’s average log-likelihood on held out data.

When comparing different theories of the reading process, each may predict a different architecture f_ϕ or set of variables \mathbf{x} which should be used in eq. (1). We can then compare these theories by looking at the performance of their associated regressors. A theory that leads to higher log-likelihoods on held out data has stronger predictive power, which implies that it is a better model of the underlying cognitive mechanisms. Model $f_\phi(\mathbf{x})$ can then be used to understand the relationship between the employed predictors \mathbf{x} and reading times.

2.1 Responsive Reading

One of the most studied variables in the above paradigm is **surprisal**, which measures a word’s information content. Surprisal theory (Hale, 2001) posits that a word’s surprisal should directly impact its processing cost, which makes sense at an intuitive level: the higher a word’s information content, the more resources it should take to process that word. Surprisal theory has since sparked a line of research exploring the relationship between surprisal and processing load, where a word’s processing load is typically quantified as its reading time.³

Formally, the surprisal (or information content) of a word is defined as its in-context negative log-likelihood (Shannon, 1948). We write it as:

$$h(w_t) \stackrel{\text{def}}{=} -\log p(w_t \mid \mathbf{w}_{\leq t}) \quad (2)$$

where p is the ground-truth probability distribution over natural language utterances. This definition has an intuitive interpretation: a word is more surprising—and thus conveys more information—if it is less likely, and *vice-versa*.

Time and again, the surprisal has proven to be a strong predictor in reading time analyses (Smith and Levy, 2008, 2013; Goodkind and Bicknell, 2018; Wilcox et al., 2020, *inter alia*). In other words, adding surprisal as a predictor in models

²For more comprehensive introductions to computational reading time analyses see Rayner (1998); Rayner et al. (2005).

³Levy (2005), for instance, showed that a word’s surprisal quantifies a change in the reader’s belief over sentence continuations. He then posited this change in belief may be reflected as processing cost.

of reading time significantly increases their predictive power. Importantly, surprisal (as well as other properties of a word, like frequency or length) is a quantity that can only feasibly impact readers' behaviours after they have encountered the word in question.⁴ Thus, by limiting their analyses to such characteristics, these prior works assume reading time allocation is purely **responsive** to the current context a reader finds themselves in, happening on demand as needed for processing a word.

2.2 Anticipatory Reading

Not all reading behaviours, however, can be characterised as reactive. As a concrete example, readers often skip words—a decision which must be made while the next word's identity is unknown. Furthermore, prior work has shown that the uncertainty over a sentence's continuations impacts reading time (Roark et al., 2009; Angele et al., 2015; van Schijndel and Schuler, 2017; van Schijndel and Linzen, 2019). Both of these observations offer initial evidence that some form of **anticipatory** planning is being performed by the reader, influencing the way that they read a text.

The presence of such forms of anticipatory processing suggests that, beyond a word's surprisal, a reader's *predictions* about a word may influence the time they take to process it. A word's reading time, for instance, could be (at least partly) planned before arriving at it, based on the reader's expectation of the amount of work necessary for processing that word. This expectation has a formal definition, the **contextual entropy**, which is defined as follows:

$$\begin{aligned} H(W_t) &\stackrel{\text{def}}{=} \mathbb{E}_{w \sim p} [h(w)] \\ &= - \sum_{w \in \mathcal{W}} p(w \mid \mathbf{w}_{<t}) \log p(w \mid \mathbf{w}_{<t}) \end{aligned} \quad (3)$$

Here we denote the random variable associated with this distribution as W_t , which takes on values from a (potentially infinite) vocabulary \mathcal{W} .⁵

⁴This property follows from standard theories of causality. Granger (1969), for instance, posits that future material cannot influence present behaviour.

⁵Prior work has also investigated the role of entropy in reading times. Roark et al. (2009), Linzen and Jaeger (2014) and van Schijndel and Schuler (2017), for instance, investigate the role of successor entropy (i.e., word $t + 1$'s entropy) on RTs, while Hale (2003) investigates the role of entropy reduction (i.e., word t 's minus $t + 1$'s entropy). In this work, we are instead interested on the role of the entropy of word t itself.

2.3 Skewed Anticipations

Eq. (3) gives us a mathematically optimal guess (i.e., in terms of mean squared error) of what the surprisal of the anticipated word w_t will be, knowing only its context $\mathbf{w}_{<t}$. However, a reader may employ a different strategy when making anticipatory predictions. One possibility, for instance, is that readers could be overly confident, and trust their best (i.e., most likely) guess when making this prediction. In this case, readers would instead anticipate a subsequent word's surprisal to be:

$$\begin{aligned} H_\infty(W_t) &= -\log p(w^* \mid \mathbf{w}_{<t}), \\ \text{where } w^* &= \operatorname{argmax}_{w \in \mathcal{W}} p(w \mid \mathbf{w}_{<t}) \end{aligned} \quad (4)$$

Another possibility is that readers could ignore each word's specific probability value when anticipating future surprisals; predicting the next-word's surprisal to instead be the number of competing words with non-zero probability:⁶

$$\begin{aligned} H_0(W_t) &= -\log \frac{1}{\operatorname{supp}(p)}, \\ \text{where } \operatorname{supp}(p) &= \sum_{w \in \mathcal{W}} \mathbb{1} \left\{ p(w \mid \mathbf{w}_{<t}) > 0 \right\} \end{aligned} \quad (5)$$

The above anticipatory predictions can be written in a unified framework using the **contextual Rényi entropy** (Rényi, 1961). Formally, the Rényi entropy generalises Shannon's entropy (in eq. (3)), being defined as:

$$H_\alpha(W_t) = \frac{1}{1 - \alpha} \log \sum_{w \in \mathcal{W}} \left(p(w \mid \mathbf{w}_{<t}) \right)^\alpha \quad (6)$$

It is easy to see that the Rényi entropy is equivalent to eq. (5) as $\alpha \rightarrow 0$. Further, it is equivalent to eq. (4) in the limit of $\alpha \rightarrow \infty$. Finally, the Rényi entropy is equal to Shannon's entropy (i.e., to eq. (3)) in the limit of $\alpha \rightarrow 1$.

3 Hypothetical Mechanisms Behind Anticipatory Effects

In this paper, we are mainly interested in the effect of anticipations on reading times, where we operationalise anticipation in terms of the contextual entropies defined above. We consider four main mechanisms under which anticipation could effect reading times: word-skipping; budgeting; preemptive processing; and coping with uncertainty. We discuss each of these in turn now.

⁶While most state-of-the-art language models cannot assign zero probabilities to a word—due to their use of a softmax in their final layers—it is plausible that humans could.

Word-skipping. The first (and perhaps most obvious) way in which anticipation could affect reading times is by allowing readers to skip words entirely, allocating the word a reading time of zero. A reader must, by definition, decide whether or not to skip a word before fixating on it—when the word’s identity is not known yet.⁷ The reader may thus decide to skip a word when its contextual entropy is low because they are confident in the word’s identity. It follows that the contextual entropy may help us predict when readers will skip words.

Budgeting. The reading process can be described as a sequence of fixations and saccades.⁸ These saccades, however, do not happen instantly: on average, they must be planned at least 125 milliseconds in advance (Reichle et al., 2009). Further, there is an average eye-to-brain delay of 50ms (Polatsek et al., 2008). It follows that, for a word’s surprisal to be taken into account when allocating reading times, it must be observed for at least 175ms—if not more. Considering this delay on saccade execution, it is not unreasonable that reading times could be decided (or budgeted) further in advance, when the reader still does not know the current word’s identity. If a reader indeed budgets reading times before they get to a word, reading times should be predictable from the contextual entropy. Processing costs, however, may still be driven by surprisal. In this case, we might observe budgeting effects: e.g., if a reader *under*-budgets reading times for a word—i.e., if the word’s contextual entropy is smaller than its actual surprisal—we may see a compensation, which could manifest as larger spillover effects in the following word.

Preemptive Processing. In an influential paper, Smith and Levy (2008) posit that for a reader to achieve optimal processing times, they must minimise a trade-off between preemptive processing and actual reading costs. They then derive what a reader’s optimal reading time and preprocessing effort should be. Notably, given their derivations,⁹ a

⁷At least considering the reader is not able to identify the following word through their parafoveal vision.

⁸Fixations are moments when the gaze focuses on a word, and saccades are rapid eye movements which shift gaze from one point to another. In self-paced reading, saccades are instead replaced by mouse clicks.

⁹They argue a word’s optimal reading time should be proportional to $h(w_t)$, and its preprocessing cost should be proportional to e^{-t} . By plugging one equation into the other, and summing over the vocabulary, we find preprocessing costs should be fixed: $\text{preprocess}(W_t) \propto \sum_{w \in \mathcal{W}} e^{-h(w)} = 1$.

reader should always allocate a constant amount of time for preprocessing future words.¹⁰ On another note, Goldstein et al. (2022) recently showed the brain’s processing load before a word’s onset correlates negatively with its entropy. This suggests the brain starts preemptively processing a future word before reaching it—and that this is specially true in low entropy contexts. This could mean that a smaller processing load for low entropy words at time t should be compensated by a higher load in the previous word. Finally, both Roark et al. (2009) and van Schijndel and Schuler (2017) find that successor entropy (i.e. word $t + 1$ ’s entropy) has a positive impact on reading times, meaning that when a word has a smaller entropy, the previous word takes a shorter time to be read instead. Given all this prior work, preemptive processing makes no specific prediction about the effect of successor entropy on RTs; it is compatible with a negative, constant, or positive effect. We will investigate which is true later in our experiments.

Coping with Uncertainty. Finally, uncertainty about a word’s identity—as quantified by its contextual entropy—may cause an increase in processing load directly. For example, keeping a large number of competing word continuations under consideration may require additional cognitive resources, impacting the reader’s processing load beyond the effect of the observed word’s surprisal. We know, however, no way of testing this hypothesis directly under our experimental setup. Ergo, we will not consider this mechanism for the rest of this paper, leaving it out from our analyses.

4 Experimental Setup

4.1 Information-theoretic Estimators

Unfortunately, we cannot compute the values discussed in §2, as we do not have access to the true natural language distribution $p(\cdot \mid \mathbf{w}_{<t})$. We can, however, estimate these values using a language model $p_\theta(\cdot \mid \mathbf{w}_{<t})$. We will thus use p_θ in place of p in order to estimate all the information-theoretic quantities in §2. Using such language model-based estimators is standard practice when investigating the surprisal–RT relationship. In fact, a language model’s quality has been shown to correlate with its psychometric predictive power (Goodkind and Bicknell, 2018; Wilcox et al., 2020).

¹⁰Notably, Linzen and Jaeger (2014) have found no (i.e., a constant) effect of the successor entropy on RTs, albeit when investigating a different hypothesis to the one discussed here.

Language Models. We use GPT-2 (Radford et al., 2019) as our language model p_θ in all experiments.¹¹ GPT-2 predicts sub-word units at each time-step (instead of predicting full words). Ergo, we sum over sub-word units’ surprisal estimates to get these measures per word. Estimating the contextual entropies per word is harder, though, as the vocabulary \mathcal{W} is an infinite-sized set. We approximate these contextual entropies by computing them over a single-step of sub-word units instead. In practice, we thus compute a lower bound on the true contextual entropies, as we show in App. A.

4.2 Data

We perform our analyses on two eye-tracking and two self-paced reading datasets. The self-paced reading corpora we study are Natural Stories (Futrell et al., 2018) and Brown (Smith and Levy, 2013), while the eye-tracking corpora are Provo (Luke and Christianson, 2018) and Dundee (Kennedy et al., 2003). We refer the readers to App. B for more details on these corpora, as well as dataset statistics and preprocessing steps. For the eye-tracking data, we focus our analyses on Progressive Gaze Duration—we consider the reading time for a word to be the sum of all fixations before the reader first leaves it; and we only consider fixations in a reader’s first forward pass. Further, for our first set of experiments, we consider a skipped word’s reading time as zero¹²—we will denote these datasets as Provo (✓) and Dundee (✓). In later experiments we discard skipped words, denoting these datasets with an (X) instead. Following prior work (e.g., Wilcox et al., 2020), we average RT measurements across participants, analysing one RT value per word token.

4.3 Predictive Function f_ϕ

Prior work has shown the surprisal–reading time relationship to be mostly linear (Smith and Levy, 2008, 2013; Shain et al., 2022). Assuming this linearity extends to the contextual entropy, we will restrict our predictive function to the linear: $f_\phi(\mathbf{x}) = \phi^\top \mathbf{x}$. Assuming $f_\phi(\mathbf{x})$ ’s errors follow

a normal distribution, its negative log-likelihood $\text{llh}(f_\phi(\mathbf{x}))$ is defined as:

$$\frac{1}{2N} \sum_{(\mathbf{x}, y) \in \mathcal{D}_{\text{test}}} \left(\log(2\pi\sigma^2) + \frac{(f_\phi(\mathbf{x}) - y)^2}{\sigma^2} \right) \quad (7)$$

where σ is a standard deviation, $\mathcal{D}_{\text{test}}$ is a held-out testset, and y are reading times.

4.4 Evaluation

As mentioned above, we evaluate the different sentence processing hypotheses by looking at the respective predictive power of the regressors that correspond to them—operationalised as their negative log-likelihood on held out data. We use 10-fold cross-validation, estimating our regressors (depicted in eq. (1)) using 9 folds of the data at a time, and evaluating them on the 10th. Further, as is standard in reading time analyses, we test the predictive power of a hypothesis by comparing a target model against a baseline model. Models are the same, except the target model contains a predictor of interest, whereas the baseline model does not. For these analyses, our metric of interest is the difference in negative log-likelihood between the two models:¹³

$$\Delta_{\text{llh}} = \text{llh}(f_\phi(\mathbf{x}_{\text{base}})) - \text{llh}(f_\phi(\mathbf{x}_{\text{model}})) \quad (8)$$

All of our models include the unigram frequency and the length of the current and three previous words, i.e., $[u(\mathbf{w}_t); |\mathbf{w}_t|]$ as predictors; we omit explicit reference to these predictors for succinctness.

Notation. For notational succinctness, we will write vectors containing predictors for the current plus the three previous words as $h(\mathbf{w}_t)$. Similarly, we will write vectors including three of these four words as $h(\mathbf{w}_{\neq i})$. Further, we will write the concatenation of multiple predictors using vector notation, i.e., as $\mathbf{x} = [H(W_t); h(\mathbf{w}_t)]$. Finally, unless otherwise noted, we will use a regressor with all four surprisal predictors (besides frequencies and lengths) as our baseline: $\mathbf{x}_{\text{base}} = [h(\mathbf{w}_t)]$.

5 Experiments and Results

5.1 Experiment #1. Confirmatory Analysis

In this first experiment, we simply confirm prior results which show the predictive power of surprisal

¹¹We use GPT-2’s implementation by Wolf et al. (2020).

¹²Notably, this goes against the standard practice of simply discarding skipped words from the analyses. We do this because: (i) we are interested in word-skipping as a mechanism through which anticipation can impact reading times; (ii) we want to make the eye-tracking setting more closely comparable to the self-paced reading (where fully skipping a word is not possible).

¹³Significance is assessed using paired permutation tests. We correct for multiple hypothesis testing (Benjamini and Hochberg, 1995) and mark: **in green** significant Δ_{llh} where a variable adds predictive power (i.e., when the model with more predictors is better); **in red** significant Δ_{llh} where a variable leads to overfitting (i.e., when the model with more predictors is worse). * $p < 0.05$, ** $p < 0.01$, *** $p < 0.001$

		Surprisal			
		w_{t-3}	w_{t-2}	w_{t-1}	w_t
Brown		0.33***	0.47***	2.58***	0.50*
Natural Stories		0.20*	0.34*	1.05***	1.54***
Provo	(✓)	0.07	0.18	0.83*	3.22**
Dundee	(✓)	-0.00	0.04**	0.25***	0.89***

$\mathbf{x}_{\text{model}} = [h(\mathbf{w}_t)]$ vs. $\mathbf{x}_{\text{base}} = [h(\mathbf{w}_{\neq t})]$

Table 1: Δ_{llh} (in 10^{-2} nats) when comparing a model with all surprisal terms against baselines from which a single surprisal term was removed. Green indicates a significantly positive impact of surprisal on the model’s predictive power.

over reading times, estimating the Δ_{llh} between a model with all surprisal terms as predictors, and different baselines for which we remove a single surprisal term.¹⁴ We present these results in Table 1. In this table, we can see that the surprisal of the current word is a strong predictor of reading times in all four analysed datasets. Moreover, we see significant spillover effects for the surprisal of three previous words in self-paced reading corpora, for the two previous words in Dundee, and for the immediately previous one in Provo. Interestingly, and consistent with prior work (Smith and Levy, 2008), we find that spillover effects are stronger than the current word’s effect in Brown. For the other three datasets, however, we find the main surprisal effect to be stronger than spillovers.

5.2 Experiment #2. Surprisal vs. Entropies

In this second experiment, we move on to analyse the predictive power of the contextual entropy on reading times. Specifically, Table 2 presents the Δ_{llh} between our full baseline model and: (i) a model where one of the surprisal terms is replaced by an entropy term; (ii) a model where we add an entropy term besides the predictors already in \mathbf{x}_{base} . From this table, we see that adding the entropy of the current word (i.e., $H(W_t)$) significantly increases the predictive power in three out of the four analysed datasets. Furthermore, replacing the surprisal predictor with the entropy only leads to a model with worse predictive power in one of the three analysed datasets (in Provo). On the other three datasets, the entropy’s predictive power is the same as the surprisal’s (more precisely, they are not statistically different). Together, these

¹⁴Prior work has shown that a word’s RTs are impacted not only by its own surprisal, but also by the surprisal of previous words; these effects are referred to as spillover effects.

		w_{t-3}	w_{t-2}	w_{t-1}	w_t
Replace Surprisal with Entropy ¹					
Brown		-0.30*	-0.35**	-1.68***	-0.03
Natural Stories		-0.03	-0.19*	-0.41*	0.37
Provo	(✓)	-0.08	0.18	-0.66*	-2.58*
Dundee	(✓)	-0.00	0.03*	-0.21***	-0.07
Add Entropy ²					
Brown		-0.03*	-0.01	0.04	0.15*
Natural Stories		0.04	0.01	0.14***	0.89***
Provo	(✓)	-0.04*	0.16	-0.03	-0.06
Dundee	(✓)	-0.00**	0.03**	-0.00	0.25***

¹ $\mathbf{x}_{\text{model}} = [H(W_t); h(\mathbf{w}_{\neq t})]$ ² $\mathbf{x}_{\text{model}} = [H(W_t); h(\mathbf{w}_t)]$
both $\mathbf{x}_{\text{base}} = [h(\mathbf{w}_t)]$.

Table 2: Δ_{llh} (in 10^{-2} nats) achieved after either replacing a surprisal term in the baseline with Shannon’s entropy (top), or adding the entropy as an extra predictor (bottom). Green indicates a significant gain in Δ_{llh} , red a significant loss.

results suggest that the reading process is both responsive and anticipatory.

Analysing the impact of the previous words’ entropies (i.e. $H(W_{t-1})$, $H(W_{t-2})$, $H(W_{t-3})$) on reading times, we see a somewhat different story. When adding spillover entropy terms as extra predictors we see no consistent improvements in predictive power; with a weak improvement on self-paced reading datasets for word $t-1$ (specifically, this is only significant in Natural Stories) and a similarly weak one for word $t-2$ on eye-tracking data (only significant in Dundee). This lack of predictive power further stands-out when contrasted to surprisal spillover effects: replacing surprisal spillover terms with the corresponding entropy terms mostly leads to models with weaker predictive power. Together, these results imply the effect of expectations on reading times is mostly local—i.e., the expectation over a word’s surprisal impacts its reading time, but not future words’ RTs.

5.3 Experiment #3. Skewed Expectations

We now compare the effect of expectations with different Rényi entropies on reading times. We follow a similar setup to before. Specifically, we get the contextual Rényi entropy for several values of α and train regressors with two sets of input variables: (i) $\mathbf{x}_{\text{model}} = [H_\alpha(W_t); h(\mathbf{w}_{\neq t})]$; and (ii) $\mathbf{x}_{\text{model}} = [H_\alpha(W_t); h(\mathbf{w}_t)]$. In other words, we either replace the current word’s surprisal term with the Rényi entropy; or simply add the Rényi as an extra predictor. We then plot these values in Fig. 1. Analysing this figure, we see a clear trend in three

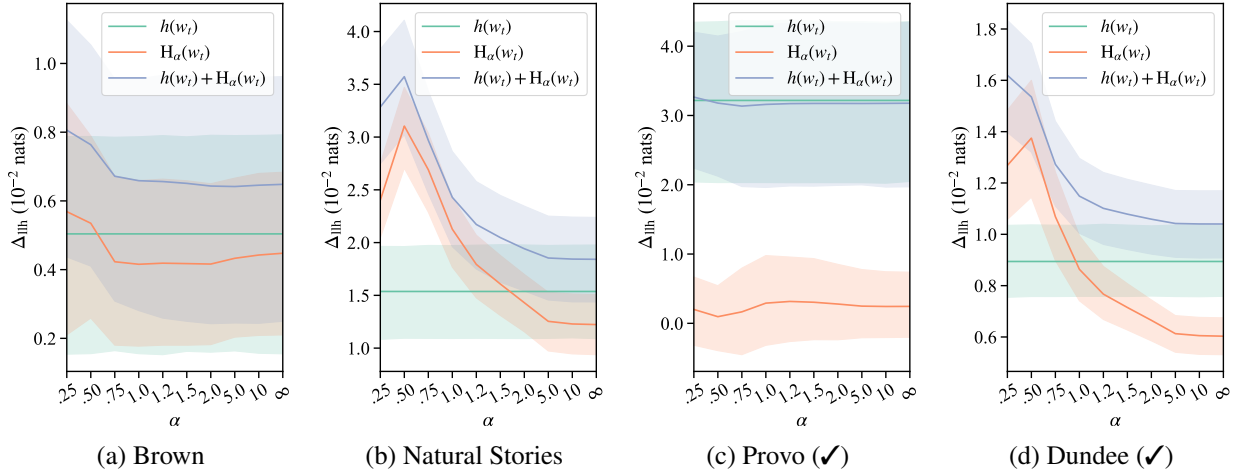


Figure 1: Δ_{llh} when adding either the current word’s surprisal, Rényi entropy, or both on top of a baseline that includes the surprisal of previous words as predictors, i.e., $\mathbf{x}_{base} = [h(\mathbf{w}_{\neq t})]$. Shaded regions correspond to 95% confidence intervals.

	Replace Surprisal with Rényi Entropy ¹				Add Rényi Entropy ²			
	w_{t-3}	w_{t-2}	w_{t-1}	w_t	w_{t-3}	w_{t-2}	w_{t-1}	w_t
Brown	-0.35***	-0.37**	-1.76***	0.03	-0.01	0.00	0.14	0.26*
Natural Stories	-0.16	-0.27*	-0.19	1.30**	-0.00	-0.00	0.44***	2.04***
Provo (✓)	-0.05	0.47	-0.89*	-3.25**	-0.01	0.45*	-0.01	-0.04
Dundee (✓)	0.00	0.07*	-0.25***	0.32*	-0.00	0.08*	0.05	0.64***

¹ $\mathbf{x}_{model} = [H_\alpha(W_i); h(\mathbf{w}_{\neq i})]$ ² $\mathbf{x}_{model} = [H_\alpha(W_i); h(\mathbf{w}_{\cdot})]$ both $\mathbf{x}_{base} = [h(\mathbf{w}_{\cdot})]$,

Table 3: Δ_{llh} (in 10^{-2} nats) achieved after either replacing a surprisal term in the baseline with the contextual Rényi entropy ($\alpha = 0.5$), or adding the Rényi entropy as an extra predictor.

of the four datasets (here, again, Provo presents different trends from the other datasets): the predictive power of expectations seem to improve for smaller values of α . More precisely, in Brown, Natural Stories and Dundee, an $\alpha = 0.5$ seems to lead to stronger predictive powers than $\alpha > 0.5$.

Notably, with different values of α , the Rényi entropy leads to different interpretations of a reader’s anticipation strategies. Recall from §2.3, that when $\alpha = 1$, Rényi’s and Shannon’s entropies are equivalent. When $\alpha = 0$, the Rényi entropy measures the size of the support of $p(\cdot \mid \mathbf{w}_{<t})$ —or, in other words, the number of competing continuations at a timestep. The Rényi entropy with $\alpha = .5$ does not have as clear of an intuitive meaning, but it can be interpreted as measuring a soft version of the distribution p ’s support—where a word needs to have probability above an ϵ , as opposed to above 0, to be counted.

Based on these results, we then produce a similar table to the previous experiment’s, but using the Rényi entropy with $\alpha = 0.5$ instead. These results are depicted in Table 3. Similarly to before, we still see a significant improvement in predictive powers

on three of the datasets when adding the entropy as an extra predictor. Unlike before, however, replacing the surprisal predictors (for time step t) with Rényi entropy predictors *significantly improves* log-likelihoods in two of the analysed datasets. In other words, the Rényi entropy has a stronger predictive power than the surprisal in both these datasets. We now move on to investigate why this is the case, analysing the mechanisms proposed in §3.

5.4 Experiment #4. Word-skipping

In §3, we discussed four potential mechanisms through which expectations could impact reading times. In this experiment, we analyse the impact of word-skipping effects on our results. We start this analysis by, similarly to previous experiments, looking at the Δ_{llh} between a baseline and an analysed model. Unlike before, though, we train a logistic regressor in this experiment, predicting whether or not a word was skipped instead. Our prediction function can thus be written as:

$$f_\phi = \sigma(\phi^\top \mathbf{x}) \quad (9)$$

where σ is the sigmoid function.

		Provo			Dundee		
		$h(w_t)$	$H_\alpha(W_t)$	Both	$h(w_t)$	$H_\alpha(W_t)$	Both
Shannon ($\alpha = 1.0$)	\emptyset	2.60	1.76	2.86	1.30*	2.50***	2.62***
	$h(w_t)$	-	-0.84	0.26	-	1.20	1.32***
	$H_\alpha(W_t)$	-	-	1.10	-	-	0.12
Rényi ($\alpha = 0.5$)	\emptyset	2.60	0.84	2.66	1.30*	5.10***	5.14***
	$h(w_t)$	-	-1.76	0.06	-	3.79***	3.83***
	$H_\alpha(W_t)$	-	-	1.82	-	-	0.04

Table 4: Δ_{llh} (in 10^{-4} nats) between a target model (with predictors on columns) vs baseline (with predictors on row) when predicting whether a word was skipped or not. All models also include the surprisal of the previous words as predictors.

Table 4 presents these results. First, we see that surprisal is a significant predictor of whether or not a word is skipped in Dundee; yet it is not significant in Provo. Second, we find that in Dundee our predictive power over whether a word was skipped is significantly stronger when using the Rényi entropy of the current word than when using its surprisal. Finally, while we find an improvement in predictive power when adding entropy (besides surprisal) as a predictor, we find no significant improvement when performing the reverse operation. This implies that, at least for Dundee, word-skipping effects are predicted solely by the entropy, with the surprisal of the current word adding no extra predictive power.

Note that we represented skipped words as having reading times of 0ms in our previous experiments on eye-tracking datasets. Thus, our previous results could be driven purely by word-skipping effects. We now run the same experiments in §5.2 and §5.3, but with skipped words removed from our analysis. These results are presented in Table 5. In short, when skipped words are not considered, the Rényi entropy is not significantly more predictive of RTs than the surprisal anymore; in fact, the surprisal seems to be a slightly stronger predictor (although not significantly in Dundee). However, adding the Rényi entropy as a predictor to a model which already has surprisal still adds significant predictive power in Dundee. In short, this table shows that, while partly driven by word-skipping, there are still other effects of anticipation on reading times.

5.5 Experiment #5. Budgeting Effects

We now analyse budgeting effects: if reading times are affected by the entropy through a budgeting mechanism, we may expect to see budgeting spillover effects when a reader under-budgets—i.e., when the entropy is smaller than a word’s surprisal,

		w_{t-3}	w_{t-2}	w_{t-1}	w_t
Shannon Entropy ($\alpha = 1.0$)					
Replace ¹	Provo	0.02	-0.03	-0.18	-2.23***
	Dundee	-0.01	-0.02	-0.15***	-0.32**
Add ²	Provo	-0.02	-0.07	0.03	-0.01
	Dundee	-0.00*	0.01	0.01	0.17**
Rényi Entropy ($\alpha = 0.5$)					
Replace ¹	Provo	0.02	0.10	-0.27	-2.43**
	Dundee	-0.01	0.01	-0.19***	-0.18
Add ²	Provo	-0.02	0.07	0.01	0.32
	Dundee	-0.00*	0.05*	0.01	0.36***

¹ $\mathbf{x}_{\text{model}} = [H(W_i); h(\mathbf{w}_{\neq i})]$, ² $\mathbf{x}_{\text{model}} = [H(W_i); h(\mathbf{w}.)]$,
both $\mathbf{x}_{\text{base}} = [h(\mathbf{w}.)]$

Table 5: Δ_{llh} (in 10^{-2} nats) when predicting RTs on eye-tracking datasets where skipped words were removed: i.e., Provo (**X**) and Dundee (**X**).

causing less time to be allocated to the word than required for processing. Here, we operationalise **under-budgeting** as any positive difference between surprisal and entropy. Similarly, we may expect **over-budgeting** to lead to negative spillover-effects, since spending extra time in a word might allow the reader to start going through some of their processing debt (i.e. the still unprocessed spillover effects of that and of previous words). We operationalise several potential budgeting effects as:

$$\begin{aligned}
& h(w_{t-1}) - H(W_{t-1}) && \text{budget} \\
& \text{ReLU}(h(w_{t-1}) - H(W_{t-1})) && \text{under-budget} \\
& \text{ReLU}(H(W_{t-1}) - h(w_{t-1})) && \text{over-budget} \\
& |h(w_{t-1}) - H(W_{t-1})| && \text{abs-budget}
\end{aligned} \tag{10}$$

where $\text{ReLU}(\cdot)$ zeroes negative values, while returning positive ones unchanged. We then compute the Δ_{llh} of adding these effects as predictors of RT on top of a baseline with the current word’s entropy, as well as all four surprisal terms, as

	Budget			Over-budget			Under-budget			Abs-budget		
	w_{t-3}	w_{t-2}	w_{t-1}	w_{t-3}	w_{t-2}	w_{t-1}	w_{t-3}	w_{t-2}	w_{t-1}	w_{t-3}	w_{t-2}	w_{t-1}
Shannon Entropy ($\alpha = 1.0$)												
Brown	-0.03	-0.01	0.02	-0.01	-0.01	0.07	-0.02	-0.01***	-0.02**	0.01	-0.01	0.03*
Natural Stories	0.04	0.00	0.05	-0.01	-0.00	0.02	0.04	-0.00	0.02	-0.01	-0.01	-0.02*
Provo (✓)	-0.04***	0.16	-0.04	-0.03**	0.06	-0.03	-0.03	0.07	-0.02	-0.01	-0.04	-0.01
Dundee (✓)	-0.00	0.03**	0.01	-0.00	0.02	0.04	-0.00	0.01	-0.00	-0.00	-0.00	0.03*
Provo (✗)	-0.02***	-0.05	0.07	-0.01	0.05	-0.02	-0.04	-0.06	0.10	-0.03	0.04	0.03
Dundee (✗)	-0.00**	0.01	0.00	-0.00	0.01	-0.00	-0.00	0.00	0.02	0.00	-0.00	0.02
Renyi Entropy ($\alpha = 0.5$)												
Brown	-0.00	-0.00	0.11	0.01	0.00	0.14	-0.01	-0.01*	-0.02	0.01	0.00	0.16
Natural Stories	-0.00	-0.01	0.21***	-0.01	-0.01*	0.23***	0.00	-0.00	-0.01	-0.02	-0.01*	0.21**
Provo (✓)	-0.01	0.48*	-0.03	-0.01	0.42*	-0.02	-0.02	0.05	-0.04**	-0.02	0.26	-0.01
Dundee (✓)	-0.00	0.08*	0.09*	-0.00	0.07*	0.10**	-0.00***	0.01	-0.00***	-0.00	0.06	0.10**
Provo (✗)	-0.01	0.10	0.04	-0.03	0.15	0.01	0.03	-0.03*	0.04	-0.05	0.15	-0.01
Dundee (✗)	-0.00	0.04*	0.00	-0.00	0.04*	-0.00	-0.00	-0.00	0.01	-0.00***	0.04*	-0.00

$$\mathbf{x}_{\text{base}} = [\mathbf{H}_\alpha(W_t); h(\mathbf{w}_t)],$$

Table 6: Δ_{llh} (in 10^{-2} nats) achieved when predicting RTs after adding budgeting effect predictors on top of a baseline with entropy and surprisal as predictors.

predictor variables: $\mathbf{x}_{\text{base}} = [\mathbf{H}_\alpha(W_t); h(\mathbf{w}_t)]$. Unlike previous experiments, thus, our baseline here already contains the entropy as a predictor. Further, we show results for eye-tracking datasets both including (✓) and excluding (✗) skipped words for this and future analyses.

Table 6 presents these results. In short, we do find budgeting effects of word $t-1$ on RTs in our two analysed self-paced reading datasets, and in Dundee (✓). We do not, however, find them on Dundee (✗). This may imply budgeting effects impact word-skipping, but not actual RTs once the word is fixed. Further, we also find weak budgeting effects of word $t-2$ in our (✗) eye-tracking datasets; these, however, are only (weakly) significant in Dundee. We conclude that these results do not provide concrete evidence of a budgeting mechanism influencing RTs, but only of it influencing word-skipping instead. We will further analyse these effects in our discussion section (§6).

5.6 Experiment #6. Preemptive Processing

In our analysis of preemptive processing, we will analyse the impact of the successor entropy (i.e., $\mathbf{H}_\alpha(W_{t+1})$) on RTs. Notably, while prior work has analysed this impact, the results in the literature are contradictory. Table 7 presents the results of our analysis. In short, this table shows that the successor entropy is only significant in Natural Stories.¹⁵ In contrast, the current word’s contextual entropy is a significant predictor of

		Entropy ¹		Successor Entropy ²	
		\emptyset^3	$[\mathbf{H}_\alpha(W_{t+1})]^4$	\emptyset^3	$[\mathbf{H}_\alpha(W_t)]^5$
Shannon Entropy ($\alpha = 1.0$)					
Brown		0.15*	0.14*	0.01	-0.01
Natural Stories		0.89***	0.44*	2.27***	1.83***
Provo	(✓)	-0.06	-0.05	-0.06	-0.06*
Dundee	(✓)	0.25***	0.26***	-0.00	-0.00
Provo	(✗)	-0.01	0.01	-0.08*	-0.06
Dundee	(✗)	0.17**	0.16**	0.02	0.00
Renyi Entropy ($\alpha = 0.5$)					
Brown		0.26*	0.27*	-0.01	-0.00
Natural Stories		2.04***	1.52***	1.95***	1.44***
Provo	(✓)	-0.04	-0.01	-0.03	-0.00
Dundee	(✓)	0.64***	0.64***	0.00	-0.00
Provo	(✗)	0.32	0.38	0.06	0.12
Dundee	(✗)	0.36***	0.34***	0.03	0.01

$$^1 \mathbf{x}_{\text{model}} = [\mathbf{H}_\alpha(W_t); \mathbf{x}_{\text{base}}], \quad ^2 \mathbf{x}_{\text{model}} = [\mathbf{H}_\alpha(W_{t+1}); \mathbf{x}_{\text{base}}],$$

$$^3 \mathbf{x}_{\text{base}} = [h(\mathbf{w}_t)], \quad ^4 \mathbf{x}_{\text{base}} = [h(\mathbf{w}_t); \mathbf{H}_\alpha(W_{t+1})],$$

$$^5 \mathbf{x}_{\text{base}} = [h(\mathbf{w}_t); \mathbf{H}_\alpha(W_t)],$$

Table 7: Δ_{llh} (in 10^{-2} nats) achieved after adding the top predictor on top of a baseline with the predictors in the column. All models include surprisal as a predictor.

RTs in $3/4$ analysed datasets, even when added to a model that already has the successor entropy. Further, while most of our results suggest readers rely on skewed expectations for their anticipatory predictions—i.e., the Rényi entropy with $\alpha = 0.5$ is in general a stronger predictor than Shannon’s entropy—the successor Shannon entropy seems more predictive of RTs than the Rényi. Our full model, though, still has a larger log-likelihood when using Rényi entropies. Overall, our results support the analysis of Smith and Levy (2008), who suggested preemptive processing costs should be constant w.r.t. the successor entropy.

¹⁵We note this is the same dataset previously analysed by van Schijndel and Linzen (2019), who found a significant effect of the successor entropy.

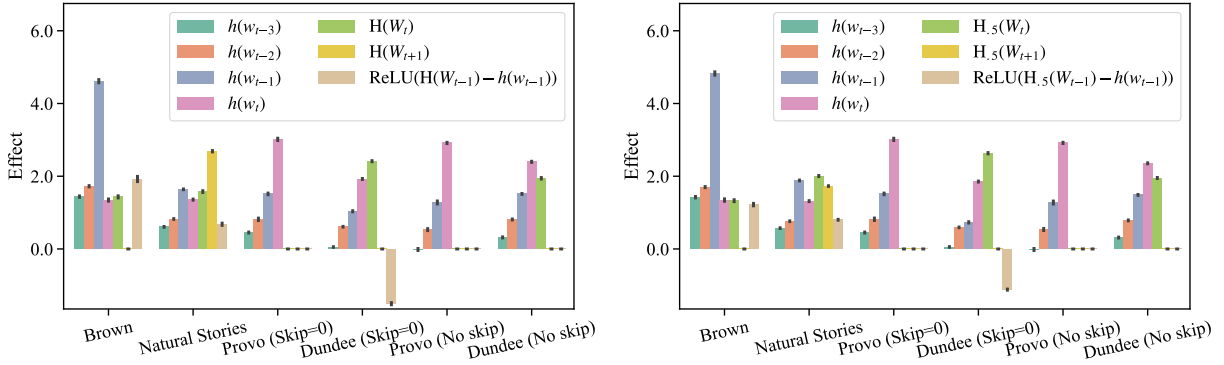


Figure 2: Size of the learned effects ϕ for both surprisal and contextual entropy terms when using our best performing models in each dataset: (left) Shannon entropy; (right) Rényi entropy with $\alpha = 0.50$.

6 Discussion

We wrap-up our paper with an overall discussion of our results. To make this discussion more concrete, we plot the values of the parameters ϕ from our best regressor per dataset—showing the effect of predictor variables not-included in a dataset as zero. These parameters are depicted in Fig. 2. As the contextual Rényi entropy models provide overall higher log-likelihoods, we focus on them here.

First, Fig. 2 shows that—for Brown, Natural Stories and Dundee—not only does the entropy have similar (or stronger) psychometric predictive power than the surprisal, it also has a similar (or even stronger) *effect size* on RTs. In other words, an increase of 1 bit in the contextual entropy leads to a similar or larger increase in RTs than a 1 bit increase in surprisals.

Second, Fig. 2 also shows that in Natural Stories—the only dataset where it is significant—the successor entropy has a larger effect on RTs than the surprisal, and its impact is positive. If these parameters implied a causal effect (which we note they do not), this would mean an increase in the next word’s entropy leads to an increase in the current word’s RT. This could suggest that readers are preemptively processing future words, and that they need more time to do this when there are more plausible future alternatives. Moreover, we see the successor Rényi entropy has a similar (or slightly smaller) effect on RTs than the current word’s Rényi entropy. Why the successor entropy is only significant in the Natural Stories dataset is left as an open question.

Third, Fig. 2 shows the effect of over-budgeting on RTs in Brown, Natural Stories, and Dundee.¹⁶

¹⁶While over-budgeting is not a significant predictor in Brown, it leads to slightly stronger models and we add it to

We see that our operationalisation of over-budgeting leads to a negative effect on RTs in Dundee (✓), but to no effect in Dundee (✗). Together, these results suggest that when a reader over-budgets time for a word, they are more likely to skip the following one. In Brown and Natural Stories, however, over-budgeting seems to lead to a positive effect on the next word’s RT. As this is only the case in self-paced reading datasets, we suspect this could be related to specific properties of this experimental design; e.g., a reader’s attention could break when they become idle due to over-budgeting reading time for a specific word.

Fourth, while we get roughly consistent results in Brown, Natural Stories, and Dundee, our analyses on Provo show a starkly different story. Further, while we note that Provo is the smallest of our analysed datasets (in terms of its number of annotated word tokens; see Table 8 in App. B), this is likely not the whole story behind these different results. As it is non-trivial to diagnose the source of these differences, we leave this task open for future work.

As a final remark, we note that, throughout our analyses, the Rényi entropy with $\alpha = 0.5$ leads to stronger regressors (i.e., to higher log-likelihoods of held-out test data) than using $\alpha = 1$, i.e., Shannon entropy. Recall that different values of α lead to Rényi entropies with different interpretations (see §2); the Rényi entropies with $\alpha < 1$ can be roughly associated with a soft-measure of the number of competing alternatives considered at a time step, which suggests a mechanism by which contextual entropy may affect RTs.

7 Conclusion

This work investigates the anticipatory nature of the reading process. We examine the relationship this dataset’s regressor for an improved comparison.

between expected information content—as quantified by contextual entropy—and reading times in four naturalistic datasets, specifically looking at the additional predictive power over surprisal that this quantity provides. While our results confirm the responsive nature of reading, they also highlight its anticipatory nature. We observe that contextual entropy has significant predictive power in models of reading time, suggesting that readers may skip words based on their expectations, and preemptively process future words. Such results give evidence of a significant anticipatory component to reading behaviour.

Limitations and Caveats

Throughout this paper, we have discussed the effect of anticipation on reading times (and on the reading process, more generally)—where we quantify a reader’s anticipation as a contextual entropy. We do not, however, have access to the true distribution p , which is necessary to compute this entropy. Rather, we rely on a language model p_θ to approximate it (as we note in §4.1). How this approximation impacts our results is a non-trivial question—especially since we do not know which errors our approximator is likely to commit. If we assume p_θ to be a noisy version of p , for instance, we could have good estimates of $p(\cdot \mid \mathbf{w}_{<t})$ on average, while not-as-good estimates of each word w_t ’s probability. If this were true, our estimates of the entropy could be better than our estimates of the surprisal—which would bias our analyses towards preferring the entropy as a predictor.

We believe this not to be the main reason behind our results for two reasons. First, if the entropy helped predict reading times simply because we have noisy versions of the surprisal in our estimates, the same should be true for predicting spillover effects. We don’t see this happening in general, though; a word’s entropy mainly helps in predicting its own reading times, and not future word’s RTs. Second—even if our estimates are noisy—a noisy estimate of the surprisal should better approximate the true surprisal than an estimate of the contextual entropy. Since replacing the surprisal with the contextual entropy eventually leads to better predictions of reading times, this is likely not the only mechanism on which our results rely.

Another limitation of our work is that we always estimate the contextual entropy and surprisal of a word w_t while considering its entire context $\mathbf{w}_{<t}$.

Modelling surprisal and entropy effects while considering skipped words, however, would be an important future step for an analysis of anticipation in reading. As an example, [van Schijndel and Schuler \(2016\)](#) show that when a word w_{t-1} is skipped, the subsequent word w_t ’s reading time is not only proportional to its own surprisal (i.e., $h(w_t)$), but to the sum of both these words surprisals (i.e., to $h(w_t) + h(w_{t-1})$). They justify this by arguing that a reader would need to incorporate both word’s information at once when reading. Another model of the reading process, however, could predict that readers simply marginalise the distribution over w_{t-1} , and compute the surprisal of word w_t directly as:

$$-\log \sum_{w_{t-1} \in \mathcal{W}} p(w_t \mid \mathbf{w}_{<t}) p(w_{t-1} \mid \mathbf{w}_{<t-1}) \quad (11)$$

We leave it to future work to disentangle the effects that using a model p_θ —as well as the effects of skipped words—has on our results.

A Rényi Entropy’s Lower Bound

Theorem 1. *Assume a language model with a deterministic tokeniser. Estimating the Rényi entropy over its vocabulary of sub-word units, as opposed to the (potentially infinite) vocabulary of full words \mathcal{W} , leads to a lower bound on the Rényi entropy.*¹⁷

Proof. We will write a language model’s distribution over sub-word units as $p_\theta(s \mid \mathbf{s}_{t,<i}, \mathbf{w}_{<t})$ here. Notably, for most recent tokenisers, there may be multiple sequences of sub-word units \mathbf{s} which would lead to the same word w . As we assume our model’s tokeniser is deterministic, though, only one such sequence \mathbf{s} will be produced when natural text data is tokenised. In this case, if the model assigns probability mass to sequences with other tokenisations, then it will technically lose probability mass—as those sequences will never occur. Ergo, we will focus here on a version of this model for which non-standard sub-word unit sequences (which are never generated by the tokeniser) are re-assigned probability zero; this should lead to models which are as good or better than the originals, in terms of cross-entropy.

Now consider the set of all words \mathcal{W}_s which start with a specific sub-word symbol s .¹⁸ We have that:

¹⁷We note this lower bound does not necessarily hold for non-deterministic tokenisers.

¹⁸We note that if a word w starts with the same characters as s , but is not tokenised with this sub-word symbol s by the language model’s tokeniser, it is not included in the set \mathcal{W}_s .

$p(s \mid \mathbf{w}_{<t}) = \sum_{w \in \mathcal{W}_s} p(w \mid \mathbf{w}_{<t})$. We can then derive that for $\alpha > 1$:

$$\begin{aligned} p(s \mid \mathbf{w}_{<t})^\alpha &= p(s \mid \mathbf{w}_{<t})^{\alpha-1} \sum_{w \in \mathcal{W}_s} p(w \mid \mathbf{w}_{<t}) \\ &\stackrel{(1)}{\geq} \sum_{w \in \mathcal{W}_s} p(w \mid \mathbf{w}_{<t})^{\alpha-1} p(w \mid \mathbf{w}_{<t}) \\ &= \sum_{w \in \mathcal{W}_s} p(w \mid \mathbf{w}_{<t})^\alpha \end{aligned}$$

where (1) follows from the fact that x^α is a monotonically increasing function of x for values $\alpha > 1$. Further, the opposite bound holds true for values $\alpha < 1$. By plugging this inequality into eq. (6), and noting that $\frac{1}{1-\alpha}$ changes sign at $\alpha = 1$, we get the lower bound:

$$\begin{aligned} H_\alpha(W_t) &= \frac{1}{1-\alpha} \log \sum_{w \in \mathcal{W}} \left(p(w \mid \mathbf{w}_{<t}) \right)^\alpha \\ &\geq \frac{1}{1-\alpha} \log \sum_{w \in \mathcal{W} \cup \{s\} \setminus \mathcal{W}_s} \left(p(w \mid \mathbf{w}_{<t}) \right)^\alpha \end{aligned}$$

Replacing a single sub-word symbol by its full set of represented words thus leads to increased Rényi entropy estimates. Note, however, that this proof did not rely on any properties of the rest of the vocabulary $\mathcal{W} \setminus \mathcal{W}_s$: by induction, replacing each sub-word symbol at a time should also lead to increased estimates. This completes our proof. \square

B Datasets

Unless otherwise stated, we follow the data preprocessing steps (including cleaning and tokenisation) performed by Meister et al. (2021). We use the following corpora in our experiments:

Brown Corpus. This corpus consists of moving-window self-paced reading times of selections from the Brown corpus of American English. The subjects were 35 UCSD undergraduate native English speakers, each reading short (292–902 word) passages. Comprehension questions were asked after reading, and participants were excluded if their performance was at chance.

Natural Stories. This corpus is based on 10 stories constructed to have unlikely, but still grammatically correct, sentences. As it includes psychometric data on sentences with rare constructions, this corpus gives us a broader understanding of how different sentences are processed. Self-paced reading times on these texts was collected from 180

native English speakers. We use this dataset’s 2021 version, with fixes released by the authors.

Provo Corpus. This dataset consists of 55 paragraphs of English text from various sources and genres. A high-resolution eye tracker (1000 Hz) was used to collect eye movement data while reading from 84 native speakers of American English.

Dundee Corpus. We employ this corpus’ English portion, which contains eye-tracking recordings (1000 Hz) of 10 native English-speakers. We drop all measurements from one of these readers (with ID sg), due to them not displaying any surprisal effects as reported by Smith and Levy (2013). Each participant reads 20 newspaper articles from *The Independent*, with a total of 2,377 sentences.

Dataset	# RTs	# Words	# Texts	# Readers
Brown	136,907	6,907	13	35
Natural Stories	848,767	9,325	10	180
Provo (✓)	225,624	2,422	55	84
Dundee (✓)	463,236	48,404	20	9
Provo (✗)	125,884	2,422	55	84
Dundee (✗)	246,031	46,583	20	9

Table 8: Dataset statistics. # RTs represents the total number of RT measurements, while # Words is the number of RTs after averaging across readers.

C Surprisal vs. Entropy

The surprisal and the contextual entropy are bound to be strongly related, as one is the other’s expected value. To see the extent of their relation, we compute their Spearman correlation per dataset and display it in Fig. 3. This figure shows that these values are indeed strongly correlated, and that Shannon’s entropy is more strongly correlated to the surprisal than the Rényi entropy with $\alpha = 0.5$. Given that the Rényi entropy is in general a stronger predictor of RTs than the Shannon entropy, this finding provides further evidence that our results do not only rely on the entropy “averaging out” the noise in our surprisal’s estimates.

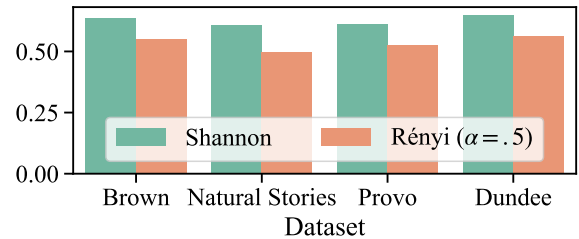


Figure 3: Spearman correlation between the surprisal and contextual entropies.

References

- Bernhard Angele, Elizabeth R. Schotter, Timothy J. Slattery, Tara L. Tenenbaum, Klinton Bicknell, and Keith Rayner. 2015. [Do successor effects in reading reflect lexical parafoveal processing? evidence from corpus-based and experimental eye movement data.](#) *Journal of Memory and Language*, 79-80:76–96.
- Yoav Benjamini and Yosef Hochberg. 1995. [Controlling the false discovery rate: A practical and powerful approach to multiple testing.](#) *Journal of the Royal Statistical Society. Series B (Methodological)*, 57(1):289–300.
- Marisa Ferrara Boston, John T. Hale, Shravan Vasishth, and Reinhold Kliegl. 2011. [Parallel processing and sentence comprehension difficulty.](#) *Language and Cognitive Processes*, 26(3):301–349.
- Vera Demberg and Frank Keller. 2008. [Data from eye-tracking corpora as evidence for theories of syntactic processing complexity.](#) *Cognition*, 109(2):193–210.
- Irene Fernandez Monsalve, Stefan L. Frank, and Gabriella Vigliocco. 2012. [Lexical surprisal as a general predictor of reading time.](#) In *Proceedings of the 13th Conference of the European Chapter of the Association for Computational Linguistics*, pages 398–408, Avignon, France. Association for Computational Linguistics.
- Richard Futrell, Edward Gibson, Harry J. Tily, Idan Blank, Anastasia Vishnevetsky, Steven Piantadosi, and Evelina Fedorenko. 2018. [The natural stories corpus.](#) In *Proceedings of the Eleventh International Conference on Language Resources and Evaluation*. European Language Resources Association.
- Ariel Goldstein, Zaid Zada, Eliav Buchnik, Mariano Schain, Amy Price, Bobbi Aubrey, Samuel A. Nastase, Amir Feder, Dotan Emanuel, Alon Cohen, Aren Jansen, Harshvardhan Gazula, Gina Choe, Aditi Rao, Catherine Kim, Colton Casto, Lora Fanda, Werner Doyle, Daniel Friedman, Patricia Dugan, Lucia Melloni, Roi Reichart, Sasha Devore, Adeen Flinker, Liat Hasenfratz, Omer Levy, Avinatan Hassidim, Michael Brenner, Yossi Matias, Kenneth A. Norman, Orrin Devinsky, and Uri Hasson. 2022. [Shared computational principles for language processing in humans and deep language models.](#) *Nature Neuroscience*, 25(3):369–380.
- Adam Goodkind and Klinton Bicknell. 2018. [Predictive power of word surprisal for reading times is a linear function of language model quality.](#) In *Proceedings of the 8th Workshop on Cognitive Modeling and Computational Linguistics (CMCL 2018)*, pages 10–18, Salt Lake City, Utah. Association for Computational Linguistics.
- Clive W. J. Granger. 1969. [Investigating causal relations by econometric models and cross-spectral methods.](#) *Econometrica*, 37(3):424–438.
- John Hale. 2001. [A probabilistic Earley parser as a psycholinguistic model.](#) In *Second Meeting of the North American Chapter of the Association for Computational Linguistics*, pages 1–8.
- John Hale. 2003. [The information conveyed by words in sentences.](#) *Journal of Psycholinguistic Research*, 32(2):101–123.
- John Hale. 2006. [Uncertainty about the rest of the sentence.](#) *Cognitive Science*, 30(4).
- John Hale. 2016. [Information-theoretical complexity metrics.](#) *Language and Linguistics Compass*, 10(9):397–412.
- Jacob Louis Hoover, Morgan Sonderegger, Steven T. Piantadosi, and Timothy J. O’Donnell. 2022. [The plausibility of sampling as an algorithmic theory of sentence processing.](#) *PsyArXiv preprint*.
- Frank Keller. 2004. [The entropy rate principle as a predictor of processing effort: An evaluation against eye-tracking data.](#) In *Proceedings of the 2004 Conference on Empirical Methods in Natural Language Processing*, pages 317–324, Barcelona, Spain. Association for Computational Linguistics.
- Alan Kennedy, Robin Hill, and Joel Pynte. 2003. [The Dundee corpus.](#) In *Proceedings of the 12th European Conference on Eye Movements*.
- Roger Levy. 2005. [Probabilistic Models of Word Order and Syntactic Discontinuity.](#) Ph.D. thesis, Stanford University, Stanford, CA, USA.

- Roger Levy. 2008. [Expectation-based syntactic comprehension](#). *Cognition*, 106(3):1126–1177.
- Tal Linzen and Florian Jaeger. 2014. [Investigating the role of entropy in sentence processing](#). In *Proceedings of the Fifth Workshop on Cognitive Modeling and Computational Linguistics*, pages 10–18, Baltimore, Maryland, USA. Association for Computational Linguistics.
- Steven G. Luke and Kiel Christianson. 2018. [The Provo corpus: A large eye-tracking corpus with predictability norms](#). *Behavior Research Methods*, 50(2):826–833.
- Clara Meister, Tiago Pimentel, Thomas Clark, Ryan Cotterell, and Roger Levy. 2022. [Analyzing wrap-up effects through an information-theoretic lens](#). In *Proceedings of the 60th Annual Meeting of the Association for Computational Linguistics (Volume 2: Short Papers)*, pages 20–28, Dublin, Ireland. Association for Computational Linguistics.
- Clara Meister, Tiago Pimentel, Patrick Haller, Lena Jäger, Ryan Cotterell, and Roger Levy. 2021. [Revisiting the uniform information density hypothesis](#). In *Proceedings of the 2021 Conference on Empirical Methods in Natural Language Processing*, Online. Association for Computational Linguistics.
- Alexander Pollatsek, Barbara Juhasz, Erik Reichle, Debra Machacek, and Keith Rayner. 2008. [Immediate and delayed effects of word frequency and word length on eye movements in reading: A reversed delayed effect of word length](#). *Journal of Experimental Psychology: Human Perception and Performance*, 34:726–750.
- Alec Radford, Jeffrey Wu, Rewon Child, David Luan, Dario Amodei, and Ilya Sutskever. 2019. [Language models are unsupervised multitask learners](#).
- Keith Rayner. 1998. [Eye movements in reading and information processing: 20 years of research](#). *Psychological Bulletin*, 124(3):372.
- Keith Rayner and Charles Clifton. 2009. [Language processing in reading and speech perception is fast and incremental: Implications for event-related potential research](#). *Biological Psychology*, 80(1):4–9.
- Keith Rayner, Barbara J. Juhasz, and Alexander Pollatsek. 2005. [Eye movements during reading](#). In *The Science of Reading: A Handbook*, chapter 5, pages 79–97. John Wiley & Sons, Ltd.
- Erik D. Reichle, Tessa Warren, and Kerry McConnell. 2009. [Using E-Z reader to model the effects of higher level language processing on eye movements during reading](#). *Psychonomic Bulletin & Review*, 16(1):1–21.
- Alfréd Rényi. 1961. [On measures of entropy and information](#). In *Proceedings of the Fourth Berkeley Symposium on Mathematical Statistics and Probability, Volume 1: Contributions to the Theory of Statistics*. The Regents of the University of California.
- Brian Roark, Asaf Bachrach, Carlos Cardenas, and Christophe Pallier. 2009. [Deriving lexical and syntactic expectation-based measures for psycholinguistic modeling via incremental top-down parsing](#). In *Proceedings of the 2009 Conference on Empirical Methods in Natural Language Processing*, pages 324–333, Singapore. Association for Computational Linguistics.
- Marten van Schijndel and Tal Linzen. 2018. [A neural model of adaptation in reading](#). In *Proceedings of the 2018 Conference on Empirical Methods in Natural Language Processing*, pages 4704–4710, Brussels, Belgium. Association for Computational Linguistics.
- Marten van Schijndel and Tal Linzen. 2019. [Can entropy explain successor surprisal effects in reading?](#) In *Proceedings of the Society for Computation in Linguistics (SCiL) 2019*, pages 1–7.
- Marten van Schijndel and William Schuler. 2016. [Addressing surprisal deficiencies in reading time models](#). In *Proceedings of the Workshop on Computational Linguistics for Linguistic Complexity (CL4LC)*, pages 32–37, Osaka, Japan. The COLING 2016 Organizing Committee.
- Marten van Schijndel and William Schuler. 2017. [Approximations of predictive entropy correlate with reading times](#). In *Proceedings of the Cognitive Science Society*, pages 1260–1265.
- Cory Shain. 2019. [A large-scale study of the effects of word frequency and predictability in naturalistic reading](#). In *Proceedings of the 2019*

Conference of the North American Chapter of the Association for Computational Linguistics: Human Language Technologies, Volume 1 (Long and Short Papers), pages 4086–4094, Minneapolis, Minnesota. Association for Computational Linguistics.

Cory Shain. 2021. [CDRNN: Discovering complex dynamics in human language processing](#). In *Proceedings of the 59th Annual Meeting of the Association for Computational Linguistics and the 11th International Joint Conference on Natural Language Processing (Volume 1: Long Papers)*, pages 3718–3734, Online. Association for Computational Linguistics.

Cory Shain, Clara Meister, Tiago Pimentel, Ryan Cotterell, and Roger Levy. 2022. [Large-scale evidence for logarithmic effects of word predictability on reading time](#). *PsyArXiv preprint*.

Cory Shain and William Schuler. 2021. [Continuous-time deconvolutional regression for psycholinguistic modeling](#). *Cognition*, 215:104735.

Cory Shain and William Schuler. 2022. [A deep learning approach to analyzing continuous-time systems](#). *arXiv preprint arXiv:2209.12128*.

Claude E. Shannon. 1948. [A mathematical theory of communication](#). *The Bell System Technical Journal*, 27(3):379–423.

Nathaniel J. Smith and Roger Levy. 2008. [Optimal processing times in reading: a formal model and empirical investigation](#). In *Proceedings of the Annual Meeting of the Cognitive Science Society*, volume 30, pages 595–600.

Nathaniel J. Smith and Roger Levy. 2013. [The effect of word predictability on reading time is logarithmic](#). *Cognition*, 128(3):302–319.

Ethan Gotlieb Wilcox, Jon Gauthier, Jennifer Hu, Peng Qian, and Roger Levy. 2020. [On the predictive power of neural language models for human real-time comprehension behavior](#). In *Proceedings of the Cognitive Science Society*.

Thomas Wolf, Lysandre Debut, Victor Sanh, Julien Chaumond, Clement Delangue, Anthony Moi, Pierric Cistac, Tim Rault, Rémi Louf, Morgan Funtowicz, Joe Davison, Sam Shleifer, Patrick von Platen, Clara Ma, Yacine Jernite, Julien Plu,

Canwen Xu, Teven Le Scao, Sylvain Gugger, Mariama Drame, Quentin Lhoest, and Alexander M. Rush. 2020. [Transformers: State-of-the-art natural language processing](#). In *Proceedings of the 2020 Conference on Empirical Methods in Natural Language Processing: System Demonstrations*, pages 38–45, Online. Association for Computational Linguistics.