

# Strategyproof Decision-Making in Panel Data Settings and Beyond

Keegan Harris<sup>1</sup>, Anish Agarwal<sup>2</sup>, Chara Podimata<sup>3,4</sup>, and Zhiwei Steven Wu<sup>1</sup>

<sup>1</sup>Carnegie Mellon University

<sup>2</sup>Amazon, Core AI

<sup>3</sup>MIT

<sup>4</sup>University of California, Berkeley

{keeganh, zstevenwu}@cmu.edu

anishaga@amazon.com, podimata@mit.edu

## Abstract

We consider the classical problem of decision-making using *panel data*, in which a decision-maker, called the principal, gets noisy, repeated measurements of multiple units (or agents). We consider a setup where there is a pre-intervention period, when the principal observes the outcomes of each unit, after which the principal uses these observations to assign a treatment to each unit. Unlike this classical setting, however, we permit the units generating the panel data to be strategic—that is, units may strategically manipulate their pre-intervention outcomes in order to receive a more desirable intervention. Our model can be thought of as a generalization of the synthetic controls and synthetic interventions frameworks, where units have incentives. Our goal is to design strategyproof intervention policies for the principal, i.e., policies that assign the interventions that reflect units’ true types, even if units can misreport their pre-intervention outcomes to some bounded degree.

Our results are fourfold: first, we identify necessary and sufficient conditions under which such a strategyproof intervention policy exists. Along the way, we prove impossibility results for the problem of multi-class classification with incentives, which may be of independent interest. Second, under a latent factor model assumption, we show that whenever a strategyproof mechanism exists, there is one with a simple closed form. Third, when there is a single treatment and control (i.e., no other interventions), we establish that there always exists a strategyproof mechanism, and provide an algorithm for learning such a mechanism. Fourth, for the case of multiple treatments, we provide an algorithm for learning a strategyproof mechanism, if there exists a sufficiently large gap in the principal’s rewards between the different interventions. Finally, we empirically evaluate our model using real-world panel data collected from product sales over 18 months. We find that our methods compare favorably to baselines which do not take strategic interactions into consideration—even in the presence of model misspecification.

## 1 Introduction

In panel data settings, also known as longitudinal data settings, one observes repeated, noisy, measurements of a collection of *units* over a period of time, undergoing different interventions. Units can range from individuals, companies, or even geographic locations; interventions can range from discounts, health therapies, or, say, tax regulations. This is a ubiquitous way to collect data, and, as a result, the analysis of panel data has a long history in econometrics and statistics. A common goal in the literature is to analyze how a *principal* (e.g., business platform, regulatory agency) can do “counterfactual inference”, i.e., estimate what will happen to a unit if it undergoes a variety of possible interventions. The ultimate goal of such counterfactual inference is to enable data-driven

decision-making, where one does not just estimate statistical parameters of interest, but actually uses data to make better decisions. In medical domains, for example, the goal typically is not just estimating health outcomes for patients under different health therapies, but also a policy that selects appropriate therapies for new patients. However, the leap from counterfactual inference to data-driven decision-making comes with additional challenges: namely, units have incentives to behave strategically when they have much to gain or lose from the intervention they are assigned.

For concreteness, a running example we will use throughout this paper is that of an e-commerce platform that wishes to give one of several possible discounts to a new user to maximize some future metric of interest, say, engagement levels. Suppose the company uses historical data to build a model that estimates the “counterfactual” trajectory of engagement levels of a new user under different discount policies, based on their observed trajectory of engagement levels thus far. If a user knew this were the case, then there is a clear incentive for them to strategically modify their engagement levels to receive a larger discount. Such strategic manipulations in response to data-driven decision-making have also been observed in other domains such as lending [Homonoff et al., 2021] and search engine optimization [Davis, 2006]. In this paper, we focus on *strategyproof* intervention policies, i.e., policies that assign the correct treatment to the units despite them strategically altering their data. Concretely, we answer two questions:

**Q1:** When there are multiple interventions, is it possible to design strategyproof estimators that are robust to strategic modification of data by units to receive a more favorable intervention?

**Q2:** Can we leverage the structure typically present in panel data to derive computationally-efficient algorithms for learning strategyproof estimators?

Towards answering both questions, and in line with the e-commerce example described above, we build upon the framework for counterfactual inference with panel data called *synthetic interventions* [Agarwal et al., 2020a], which itself is a generalization of the canonical framework called *synthetic controls* [Abadie and Gardeazabal, 2003, Abadie et al., 2010]. In both settings, there is a notion of a “pre-intervention” period when all units are under control (i.e., no intervention), and then a “post-intervention” period, when each unit undergoes *exactly one* of many possible interventions (including control). Synthetic controls can be used to estimate the counterfactual outcome if a unit did not undergo an intervention, i.e., remained under control. Given its simplicity, synthetic controls has become a ubiquitous technique in econometrics to estimate counterfactuals under control in high-stakes domains including e-commerce, healthcare, and policy evaluation. Synthetic interventions is a generalization which allows one to estimate counterfactual outcomes not just under control, but also under intervention. Despite being a relatively new development, the synthetic interventions framework has been used by several companies across therapeutics, ride-sharing, and e-commerce, to estimate the best intervention for a given unit.

Given the growing popularity of the synthetic interventions (and synthetic controls) framework in high-stakes decision-making, an issue that will likely arise is the strategic manipulation of observed outcomes by units. In particular, just as in the e-commerce example, units have an incentive to manipulate their pre-intervention outcomes to get a more favorable intervention during the post-intervention period. Indeed, if such strategic manipulations are not taken into account, we establish that the synthetic interventions estimator can perform poorly—see Appendix A for a formal example of such a scenario and Section 6 for an empirical example based on real-world e-commerce data.

The goal of the principal in such settings is to assign the “correct” intervention to each unit—the intervention which maximizes some objective function such as total user engagement—during the post-intervention period, despite possible strategic manipulations to the unit’s pre-treatment behavior. As we observe, this can be thought of as designing a mechanism for *strategyproof multi-class classification* with panel data. Although many of our results apply more broadly to strategyproof multi-class classification, we focus on panel data (and in particular the setup of

synthetic interventions and synthetic controls) due to its ubiquity and for concreteness.

## 1.1 Contributions

The first contribution of our work is a general framework for decision-making in the presence of strategic agents in the panel data setting. Our model is formally defined in Section 2, but for the purposes of exposition, we outline it informally here as well. In our setting, a principal originally observes historical data from pre- and post- intervention outcomes of  $n$  units. Each of these units  $i \in \{1, \dots, n\}$  is randomly assigned an intervention  $d_i$  as in an A/B test (i.e., a randomized control trial), so they do not have incentive to strategize with their pre-intervention outcomes. After observing this historical data, the principal commits to an intervention policy  $\pi$ , which uses a unit’s pre-intervention outcomes to assign its intervention during the post-intervention period. Then  $m$  new units arrive and potentially strategically modify their pre-treatment outcomes; units are allowed to move in a ball of radius  $\delta$  around their true pre-intervention outcomes, but they are not further constrained. We call this behavior *best-responding* and formally define it in Definition 2.2. Finally, the principal observes the altered pre-intervention outcomes, assigns interventions according to policy  $\pi$ , and collects the post-intervention rewards. Figure 1 presents a summary of our framework. The goal of the principal in this setting is to deploy a policy  $\pi$  that is *strategyproof*, i.e., assigns the “correct” intervention to all units, despite the fact that they may have strategically modified their pre-intervention outcomes. We call this “correct” intervention the unit’s *type*.

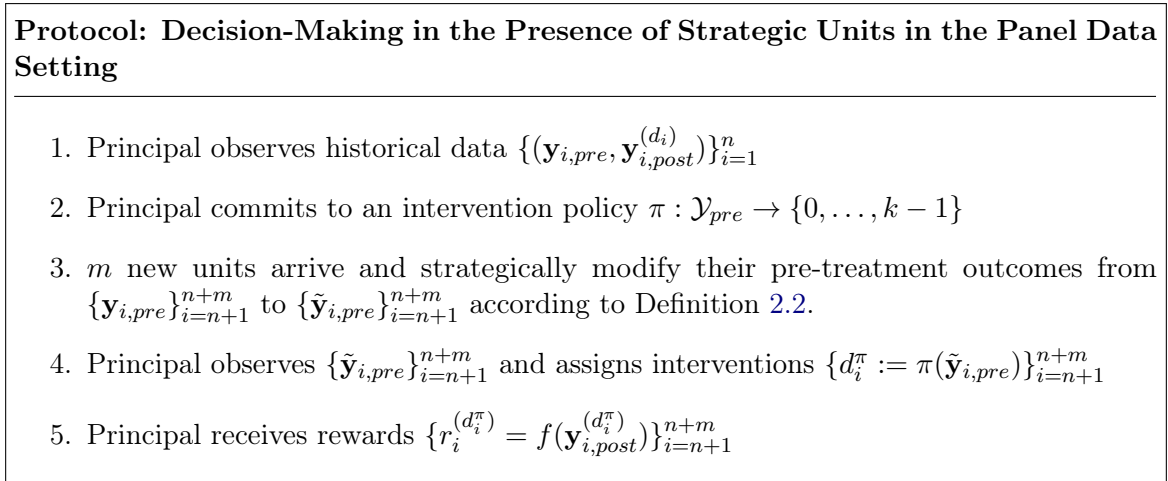


Figure 1: Protocol for decision-making in panel data settings under strategic responses.

Given that units know the principal’s policy  $\pi$  and they are allowed to best respond anywhere within  $\delta$  of their true pre-intervention outcome, it may seem like **Q1** has a negative answer. However, in Section 3, we derive the *necessary and sufficient conditions* for a strategyproof intervention policy to exist. On a technical level, in order to obtain this full characterization, we translate our problem to the dual space (i.e., the space of the units’ actions), and derive properties that units of the same type must share. Intuitively, our necessary condition (Lemma 3.4) says that the units must be adequately different in terms of their true types. Our sufficient condition (Lemma 3.5) presents a specific policy which optimally assigns units to interventions by incentivizing some units to strategize.

Our next contribution is to specialize our characterization of strategyproof intervention policies to the setting where unit outcomes at each round are determined by a latent factor model. Under a latent factor model (a natural and popular assumption in panel data settings), unit outcomes under different interventions are linearly dependent on a unit latent factor (i.e, their type), as well as a latent vector that is time- and intervention-specific. In this specification, the

rewards of the principal also follow a linear structure, which implies the units are *linearly separable* based on their type. We show that our necessary and sufficient condition for a strategyproof intervention policy to exist is satisfied when there are two interventions (Theorem 4.5), but it is in general *not* satisfied for more than two (Theorem 4.6). The intuition for both results is that in order for an intervention policy to be strategyproof under the latent factor model, the principal has to shift the decision boundaries by some amount in order to account for the fact that units are able to strategize. When the number of interventions is more than two, it may be the case that there are units of different types whose pre-intervention outcomes are close enough to each other such that no movement of the boundary can stop all units from fooling the principal. Importantly, in Section 4 we show that assigning three or more interventions in a panel data setting with strategic agents can be interpreted as an instance of *multi-class strategic classification*. As such, our impossibility result for strategyproof intervention policies translates to an impossibility result for strategyproof classification with three or more classes. To the best of our knowledge, we are the first to both draw this connection, and discuss multi-class strategic classification altogether.

Having characterized strategyproof intervention policies under a latent factor model, we shift our focus to **Q2**. For the case where there is a single treatment and control, we provide an algorithm for learning a strategyproof intervention policy from historical data (Algorithm 1). The analysis of Algorithm 1 relies on two steps: First, we upper-bound the difference between the reward of the learned policy and that of the optimal policy by the estimation error of the relationship between pre-intervention outcomes and rewards on the historical data (Theorem 5.2). Second, we leverage bounds for estimation from the “error-in-variables” literature to derive end-to-end finite sample guarantees (Corollary 5.8). We show that under relatively minor algebraic assumptions, our intervention policy is asymptotically optimal in the limit of infinite data. Next, we provide analogous finite sample guarantees for an extension of Algorithm 1 to the setting with an arbitrary number of treatments (Algorithm 2)—under an additional assumption on the difference in rewards between the optimal and next-best intervention for each type of unit (Theorem 5.5). Relaxing this assumption on the reward gap appears challenging; we provide evidence for the necessity of such a condition in Example 5.7.

Finally, we complement our theoretical results with experiments based on panel data from product sales at several stores over the course of 18 months. We find the data is well-approximated by a latent factor model, and that the intervention policy of Algorithm 1 outperforms a baseline policy which does not take strategic interactions into consideration—even when the algorithm’s estimate of  $\delta$  (the unit effort budget) is misspecified.

## 1.2 Related Work

**Strategic responses to algorithmic decision making** A growing line of work at the intersection of computer science and economics aims to model the effects of using algorithmic assessment tools in high-stakes decision-making settings (e.g., Hardt et al. [2016], Dong et al. [2018], Chen et al. [2020], Kleinberg and Raghavan [2020], Shavit et al. [2020], Munro [2020], Ahmadi et al. [2021], Bechavod et al. [2021, 2022], Ghalme et al. [2021], Harris et al. [2021a,b, 2022], Jagadeesan et al. [2021], Levanon and Rosenfeld [2021]). Hardt et al. [2016] introduce the problem of *strategic classification*, in which a “jury” (principal) deploys a classifier, and a “contestant” (agent), best-responds by strategically modifying their observable features. Subsequent work has studied online learning settings (Dong et al. [2018], Chen et al. [2020], Ahmadi et al. [2021]), repeated interactions (Harris et al. [2021b]), social learning settings (Bechavod et al. [2022]), and settings in which the model being used to make decisions is (partially) unknown to the strategic agents (Ghalme et al. [2021], Harris et al. [2021a], Bechavod et al. [2022]). Perhaps the line of work most relevant to ours is that of Shavit et al. [2020], Munro [2020], Bechavod et al. [2021], Harris et al. [2022], which aims to identify causal relationships between observable features and outcomes in the presence of strategic responses to various linear models. In contrast,

we study a panel data setting in which the principal must assign one of several interventions to strategic units based on longitudinal data which may not have any underlying linear structure. In Section 4.1, we discuss the connections between our panel data setting and that of *multi-class* strategic classification. In particular, intervening on strategic units which exhibit a latent factor model structure may be viewed as a particular instance of multi-class classification where agents strategically modify their observable features. We are the first to study such a multi-class strategic classification setting, to the best of our knowledge, and we find that new ideas are required to handle the multi-class nature of the decision-making problem at hand.

**Panel data methods in econometrics** As stated earlier, this is a setting where one gets repeated measurements of multiple heterogeneous units over time. Prominent frameworks for causal estimation in such settings include *difference-in-differences* Ashenfelter and Card [1984], Bertrand et al. [2004], Angrist and Pischke [2009] and *synthetic controls* Abadie and Gardeazabal [2003], Abadie et al. [2010], Hsiao et al. [2012], Doudchenko and Imbens [2016], Athey et al. [2021], Li and Bell [2017], Xu [2017], Amjad et al. [2018, 2019], Li [2018], Arkhangelsky et al. [2020], Bai and Ng [2020], Ben-Michael et al. [2020], Chan and Kwok [2020], Chernozhukov et al. [2020], Fernández-Val et al. [2020], Agarwal et al. [2021b, 2020b]. In these frameworks, there is a notion of a “pre-intervention” period where all the units are under control (i.e., no intervention), after which a subset of units receive one of many possible interventions. The goal of these works is to estimate what would have happened to a unit that undergoes an intervention (i.e., a “treated” unit) if it had remained under control (i.e., no intervention), in the potential presence of unobserved confounding. That is, they estimate the counterfactual if a treated unit remains under control for all  $T$  time-steps. A critical aspect that enables the methods above is the structure between units and time under control. One elegant encoding of this structure is through a *latent factor model* (also known as an interactive fixed effect model), Chamberlain [1984], Liang and Zeger [1986], Arellano and Honore [2000], Bai [2003, 2009], Pesaran [2006], Moon and Weidner [2015, 2017]. In such models, it is posited that there exist low-dimensional latent unit and time factors that capture unit- and time-specific heterogeneity, respectively, in the potential outcomes. Since the goal in these works is to estimate outcomes under control, no structure is imposed on the potential outcomes under intervention. In Agarwal et al. [2020a, 2021a], the authors extend this latent factor model to incorporate latent factorization across interventions as well, which allows for identification and estimation of counterfactual mean outcomes under intervention rather than just under control. In essence, we extend these previous works to allow for the pre-intervention outcomes to be strategically manipulated by units to receive a more favorable intervention. What we find noteworthy is that the latent factor model typically assumed in these settings leads to strategyproof estimators that have a simple closed form.

## 2 Strategic Interactions in Panel Data Settings

We now describe our framework for strategyproof decision-making in panel data settings.

**Notation** Subscripts are used to index the unit and time-step, while superscripts are reserved for interventions. We use  $i$  to index units,  $t$  to index time-steps, and  $d$  to index interventions. For  $x \in \mathbb{N}$ , we use the shorthand  $\llbracket x \rrbracket := \{1, 2, \dots, x\}$  and  $\llbracket x \rrbracket_0 := \{0, 1, \dots, x - 1\}$ .  $\beta[j]$  denotes the  $j$ -th component of vector  $\beta$ , where indexing starts at 1. Finally, we use the notation  $a \wedge b := \min\{a, b\}$  and  $a \vee b := \max\{a, b\}$ .

**Decision making in panel data settings** We consider a panel data setting in which the principal observes the outcomes of  $m$  units for  $T$  time-steps. In particular,  $y_{i,t}^{(d)} \in \mathbb{R}$  denotes the outcome of unit  $i$  at time  $t$  under intervention  $d$ . We assume that there is a pre-intervention period of  $T_0$  time-steps, for which each unit is under the same intervention, i.e., under *control*.

After the pre-intervention period, the principal assigns one of  $k$  *interventions*  $d \in \llbracket k \rrbracket_0$  to each unit  $i \in \llbracket m \rrbracket$ . Without loss of generality, we denote the control by  $d = 0$ . Once assigned an intervention  $d_i$ , unit  $i$  remains under intervention  $d_i$  for the remaining  $T - T_0$  time-steps.

We use the shorthand

$$\mathbf{y}_{i,pre} := [y_{i,1}^{(0)}, \dots, y_{i,T_0}^{(0)}]^\top \in \mathbb{R}^{T_0}$$

to refer to the set of unit  $i$ 's pre-treatment *observed* outcomes under control, and

$$\mathbf{y}_{i,post}^{(d)} := [y_{i,T_0+1}^{(d)}, \dots, y_{i,T}^{(d)}]^\top \in \mathbb{R}^{T-T_0}$$

to refer to the set of unit  $i$ 's post-intervention *potential* outcomes under intervention  $d$ . We denote the set of possible pre-treatment outcomes by  $\mathcal{Y}_{pre}$ . The mechanism by which the principal assigns interventions to units is known as their *intervention policy*.

**Definition 2.1** (Intervention Policy). *An intervention policy  $\pi : \mathcal{Y}_{pre} \rightarrow \llbracket k \rrbracket_0$  is a mapping from pre-treatment outcomes to interventions.*

For a given unit  $i$ , we denote the intervention assigned to them by intervention policy  $\pi$  as  $d_i^\pi$ . We sometimes use the shorthand  $d_i = d_i^\pi$  when the intervention policy is clear from the context. Given an intervention policy  $\pi$ , units may have an incentive to strategically modify their pre-treatment outcomes in order to receive a more desirable intervention. In our e-commerce example, this would correspond to users strategically modifying their engagement levels for the pre-intervention period (e.g., by artificially reducing the time spent on the platform), in order to “trick” the online marketplace into assigning them a higher discount than the one which would maximize the marketplace’s revenue in the post-intervention period. In particular, we study a game between a principal and a population of units. The principal moves first, by committing to an intervention policy. Each unit then *best-responds* to the given intervention policy, by strategically modifying their pre-intervention outcomes as follows.

**Definition 2.2** (Strategic Responses to Intervention Policies). *Assume that interventions are ordered in increasing unit preference (i.e., all units value receiving intervention  $d$  at least as much as they value receiving intervention  $d'$  for  $d > d'$ ). Given an intervention policy  $\pi : \mathcal{Y}_{pre} \rightarrow \llbracket k \rrbracket_0$ , assume that unit  $i$  best-responds to  $\pi$  by modifying their pre-treatment outcomes as follows:*

$$\begin{aligned} \tilde{\mathbf{y}}_{i,pre} &\in \arg \max_{\hat{\mathbf{y}}_{i,pre} \in \mathcal{Y}_{pre}} \pi(\hat{\mathbf{y}}_{i,pre}) \\ \text{s.t. } &\|\hat{\mathbf{y}}_{i,pre} - \mathbf{y}_{i,pre}\|_2 \leq \delta, \end{aligned}$$

where  $\delta \in \mathbb{R}_+$  is the unit effort budget and is known to the principal. Furthermore, we assume that if a unit is indifferent between two sequences of modified pre-treatment outcomes, they chose the one which requires the smallest effort investment.<sup>1</sup>

According to Definition 2.2, the goal of each unit is to obtain the most desirable intervention possible when interventions are assigned according to  $\pi$ , subject to the constraint that the amount of modification is bounded in  $\ell_2$  norm by  $\delta$ . Such budget assumptions are commonplace in the literature on algorithmic decision making in the presence of strategic agents (see, e.g., Chen et al. [2020], Kleinberg and Raghavan [2020], Harris et al. [2021b]). Given Definition 2.2, the goal of the principal is to design an intervention policy to maximize their *reward* in the presence of such strategic manipulations.

**Definition 2.3** (Principal Reward). *The principal’s reward for assigning intervention  $d$  to unit  $i$  is some function,  $f : \mathbb{R}^{T_0} \rightarrow \mathbb{R}$ , of unit  $i$ 's post-intervention outcomes, i.e.,  $r_i^{(d)} = f(\mathbf{y}_{i,post}^{(d)})$ .*

<sup>1</sup>For simplicity, we focus on the setting where the effort budget is defined with respect to the  $\ell_2$  norm, although analogous results may be obtained for other settings where the effort budget is defined with respect to any  $p$ -norm.

While in general the principal’s reward for a unit  $i$  may be a function of *all* of unit  $i$ ’s outcomes (not just those in the post-intervention period), we only consider intervention policies which intervene after a fixed pre-treatment time period (for which all units are under control), in line with the synthetic interventions and synthetic controls literature. Therefore we suppress any dependence on pre-treatment outcomes in Definition 2.3. Next we introduce the notion of a *unit type*, which characterizes the optimal intervention to assign to a particular unit.

**Definition 2.4** (Unit Type). *The type of a unit  $i$  is the intervention which is optimal for the principal to assign to unit  $i$ . Formally, a unit’s type is the intervention  $d^*$  which satisfies*

$$d^* = \arg \max_{d \in \llbracket k \rrbracket_0} r_i^{(d)},$$

where ties are broken in favor of the intervention with the smallest index. We denote the set of all units with type  $d$  as  $\mathcal{V}^{(d)}$ .

We assume that any strategic modification by a unit in the pre-intervention period does *not* change their outcomes in the post-intervention period (or therefore, their type). Given knowledge of a unit’s type, it would be trivial for the principal to assign them the correct intervention. However in most settings, such information is not known *a priori*; instead it must be estimated from the unit’s (strategically modified) pre-treatment behavior. Therefore, we are interested in characterizing and learning intervention policies which assign the correct intervention to each unit in the presence of strategic manipulations. Borrowing language from the game theory literature, we refer to such intervention policies as *strategyproof*.

**Definition 2.5** (Strategyproof Intervention). *An intervention policy  $\pi$  is strategyproof if*

$$d = \pi(\tilde{\mathbf{y}}_{v,pre})$$

for every unit  $v \in \mathcal{V}^{(d)}$ , for all  $d \in \llbracket k \rrbracket_0$ , where  $\tilde{\mathbf{y}}_{v,pre} \in \mathbb{R}^{T_0}$  are unit  $v$ ’s strategically-modified pre-treatment outcomes according to Definition 2.2.

### 3 Characterizing Strategyproof Intervention Policies

In this section, we provide the necessary and sufficient conditions for an intervention policy to be strategyproof in our setting. To define the condition under which a strategyproof intervention policy exists, we need to first introduce the notion of a *best-response ball*.

**Definition 3.1** (Best-Response Ball). *The best-response ball of a set of units  $\mathcal{V}$  is the set of all pre-intervention outcomes  $\mathcal{B}(\mathcal{V})$  such that*

$$\tilde{\mathbf{y}}_{pre} \in \mathcal{B}(\mathcal{V}) \text{ if } \|\tilde{\mathbf{y}}_{pre} - \mathbf{y}_{v,pre}\|_2 \leq \delta \text{ for any } v \in \mathcal{V},$$

where  $\mathbf{y}_{v,pre} \in \mathcal{Y}_{pre}$  denotes the pre-intervention outcomes associated with unit  $v$  if they did not modify.

The best-response ball for a unit is its set of feasible modifications according to Definition 2.2. The best-response ball for a set of units is the union of the balls of all units contained within the set. Note that (since  $\mathcal{B}(\mathcal{V})$  lies in the outcome space) in order for the principal to compute  $\mathcal{B}(\mathcal{V})$ , they just need to know the original pre-treatment outcomes associated with  $\mathcal{V}$ . Equipped with this definition, we are now ready to introduce a sufficient and necessary condition for a strategyproof intervention policy to exist.

**Condition 3.2** (Separation of Types). *For all interventions  $d \in \llbracket k \rrbracket_0$ , there does not exist any unit  $v$  belonging to  $\mathcal{V}^{(d)}$  whose best-response ball  $\mathcal{B}(v)$  is a complete subset of the best-response balls of units with types less than  $d$ . Formally,*

$$\forall d \in \llbracket k \rrbracket_0, \nexists v \in \mathcal{V}^{(d)} \text{ s.t. } \mathcal{B}(v) \subseteq \bigcup_{d'=0}^{d-1} \mathcal{B}(\mathcal{V}^{(d')}).$$

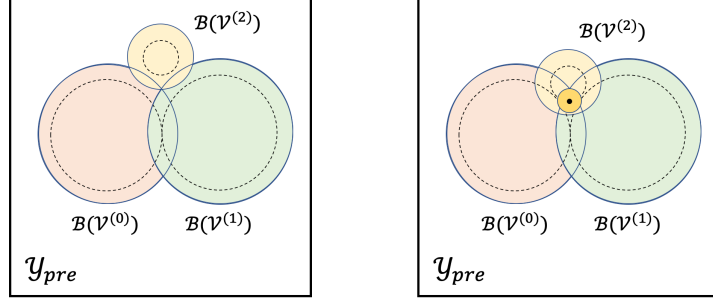


Figure 2: Left: An example setting in which separation of types (Condition 3.2) holds with three interventions. The orange circle (left) denotes the best-response ball for units of type 0, the green circle (right) is the best-response ball for units of type 1, and the yellow circle (top) is the best-response ball for units of type 2. The dotted lines represent the set of possible (unmodified) pre-treatment outcomes for units in  $\mathcal{V}^{(0)}$ ,  $\mathcal{V}^{(1)}$ , and  $\mathcal{V}^{(2)}$  respectively. Right: An example setting in which separation of types is violated. In particular, there exists a unit  $v \in \mathcal{V}^{(2)}$  (denoted by the black dot) whose set of best-responses  $\mathcal{B}(v)$  (denoted by the dark yellow circle) lies completely within the best-response balls  $\mathcal{B}(\mathcal{V}^{(0)})$  and  $\mathcal{B}(\mathcal{V}^{(1)})$ .

See Figure 2 for a visualization of a setting under which this separation of types holds, and one under which it does not.

**Theorem 3.3.** *Under the setting of Section 2, separation of types (Condition 3.2) is both necessary and sufficient for a strategyproof intervention policy (as defined in Definition 2.5) to exist.*

The following two lemmas cover the necessity and sufficiency cases and immediately imply Theorem 3.3. Intuitively, separation of types is *necessary* because if it does not hold, then there are units with lower type that can always pretend to be of higher type, thus leading the principal to intervene wrongly on some subset of the population.

**Lemma 3.4** (Necessity). *Suppose separation of types (Condition 3.2) does not hold. Then there exists no mapping  $\pi : \mathcal{Y}_{pre} \rightarrow \llbracket k \rrbracket_0$  which can intervene perfectly on all unit types.*

*Proof.* Assume that separation of types (Condition 3.2) is violated for some unit  $v \in \mathcal{V}^{(d)}$ . Since  $\mathcal{B}(v) \subseteq \bigcup_{d'=0}^{d-1} \mathcal{B}(\mathcal{V}^{(d')})$ , any valid modified pre-treatment behavior of unit  $v$  can also be obtained by some other unit  $v' \in \bigcup_{d'=0}^{d-1} \mathcal{V}^{(d')}$  by Definition 3.1. Therefore, no policy which assigns interventions according to a unit's observed pre-treatment outcomes can perfectly intervene on both  $\mathcal{V}^{(d)}$  and  $\{\mathcal{V}^{(d')}\}_{d'=1}^{d-1}$ .  $\square$

Next we show that separation of types is sufficient for a strategyproof intervention policy to exist, by providing a strategyproof intervention policy whenever separation of types holds. Recall that strategyproofness is defined with respect to whether the intervention assigned to a unit matches its type and *not* with respect to whether modification of the pre-treatment outcomes takes place.

**Lemma 3.5** (Sufficiency). *Suppose separation of types (Condition 3.2) holds. Then the following intervention policy is strategyproof:*

*Assign intervention  $d_i$  to unit  $i$ , where*

$$d_i = \min\{d \in \llbracket k \rrbracket_0 : \tilde{\mathbf{y}}_{i,pre} \in \mathcal{B}(\mathcal{V}^{(d)})\} \quad (1)$$

*Proof.* No unit of type  $d' < d$  can receive intervention  $d$  by construction, since their pre-treatment outcomes will be in  $\mathcal{B}(\mathcal{V}^{(d')})$  by definition. Therefore, it suffices to show that any unit of type  $d$  can receive intervention  $d$ .

Consider a unit  $i$  with type  $v \in \mathcal{V}^{(d)}$ . Since Condition 3.2 holds, we know that there exists a vector of pre-treatment outcomes  $\tilde{\mathbf{y}}_{pre} \in \mathcal{B}(v)$  such that  $\tilde{\mathbf{y}}_{pre} \notin \bigcup_{d'=0}^{d-1} \mathcal{B}(\mathcal{V}^{(d')})$ . Since  $\mathcal{B}(v) \subseteq \mathcal{B}(\mathcal{V}^{(d)})$ , unit  $i$  can receive intervention  $d$  by strategically modifying their pre-treatment outcomes to  $\tilde{\mathbf{y}}_{pre}$ .  $\square$

Note that the intervention policy of Lemma 3.5 assumes no measurement error and perfect knowledge of  $\mathcal{B}(\mathcal{V}^{(d)})$ , for each  $d \in \llbracket k \rrbracket_0$ . We will relax these assumptions in Section 5, where our goal will be to learn strategyproof intervention policies from noisy measurements of historical data. Intervention policy (1) makes at most one membership query to  $\mathcal{B}(\mathcal{V}^{(d)})$ , for each  $d \in \llbracket k \rrbracket_0$ . Therefore, if membership to  $\mathcal{B}(\mathcal{V}^{(d)})$  can be checked in polynomial time, intervention policy (1) is computationally efficient. In the sequel, we specialize our results to the case where outcomes are generated via a *latent factor model*, and show that under this setting, there is a closed-form membership oracle for  $\mathcal{B}(\mathcal{V}^{(d)})$ .

## 4 Strategyproof Interventions Under Latent Factor Models

We now specialize our characterization of strategyproof intervention policies to the setting in which unit outcomes at each time-step are determined by a latent factor model, a popular assumption in the panel data setting (see, e.g., references in Section 1.2). Formally, the latent factor model is defined as follows.

**Assumption 4.1** (Latent Factor Model). *Suppose the outcome for unit  $i$  at time  $t$  under treatment  $d \in \llbracket k \rrbracket_0$  takes the following factorized form*

$$y_{i,t}^{(d)} = \langle \mathbf{u}_t^{(d)}, \mathbf{v}_i \rangle,$$

where  $\mathbf{u}_t^{(d)} \in \mathbb{R}^s$  is a latent vector which depends only on the time-step  $t$  and intervention  $d$ , and  $\mathbf{v}_i \in \mathbb{R}^s$  is a latent vector which only depends on unit  $i$  (i.e., unit  $i$ 's private type). For simplicity, we assume that  $|y_{i,t}^{(d)}| \leq 1$ ,  $\forall i \in \llbracket m \rrbracket, t \in \llbracket T \rrbracket, d \in \llbracket k \rrbracket_0$ .<sup>2</sup>

Note that Assumption 4.1 does not require the principal to know  $\mathbf{u}_t^{(d)}$  or  $\mathbf{v}_i$ . We assume that the latent dimension  $s$  is known to the principal for ease of analysis, although several principled heuristics exist for estimating  $s$  in practice from data. See, e.g., Agarwal et al. [2020a, Section 2.2.1] for details. Additionally, we impose the following linearity assumption on the principal's reward function:

**Assumption 4.2.** (*Linearity of Rewards*) *We assume that the principal's reward for unit  $i$  under intervention  $d$  is a weighted sum of unit  $i$ 's outcomes in the post-treatment time period. Specifically,  $r_i^{(d)} = \sum_{t=T_0+1}^T \omega_t \cdot y_{i,t}^{(d)}$ , where  $\omega_t \in \mathbb{R}$  for  $t > T_0$  are known to the principal.*

This corresponds to the setting in which the principal wants to assign an intervention to *maximize* some linear combination of each unit's post-intervention outcomes. Such an assumption is often reasonable under many settings; for example, in e-commerce, the online marketplace may wish to maximize the total amount of user engagement on the platform in the post-intervention period (this corresponds to the setting in which  $\omega_t = 1$  for  $t > T_0$ ).

Next we show that under a latent factor model with linear rewards (Assumptions 4.1 and 4.2), the principal's reward can be rewritten as a function of their pre-treatment outcomes when an additional linear span assumption is satisfied.

---

<sup>2</sup>Most work which considers a latent factor model assumes that  $y_{i,t}^{(d)}$  is a *noisy* measurement of the product between two latent factors. We consider such a setting in Section 5, but present the simpler setup here for ease of exposition.

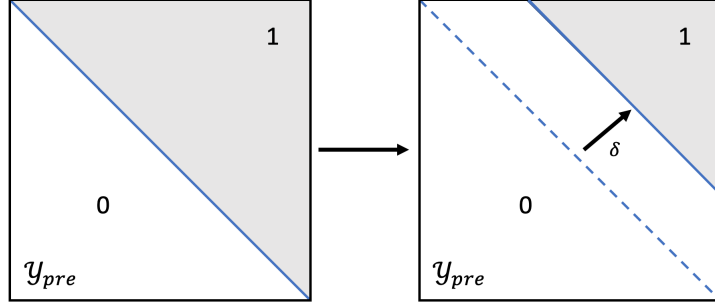


Figure 3: Left (Lemma 4.3): The optimal policy in the non-strategic setting assigns the control (intervention 0) to the units left of the line  $\langle \beta^{(1)} - \beta^{(0)}, \mathbf{y}_{pre} \rangle = 0$  (in blue) and intervention 1 to the units to the right. Right (Theorem 4.5): When units are strategic, the optimal decision boundary is shifted by  $\delta$  in the direction of  $\beta^{(0)} - \beta^{(1)}$ .

**Lemma 4.3** (Reward Reformulation). *In the latent factor model with linear rewards, if  $\sum_{t=T_0+1}^T \omega_t \mathbf{u}_t^{(d)} \in \text{span}(\{\mathbf{u}_1^{(0)}, \dots, \mathbf{u}_{T_0}^{(0)}\})$ , then  $r_i^{(d)}$  can be written as  $r_i^{(d)} = \langle \beta^{(d)}, \mathbf{y}_{i,pre} \rangle$ , for some  $\beta^{(d)} \in \mathbb{R}^{T_0}$ .*

The proof can be found in Appendix B. The linear span assumption on  $\{\mathbf{u}_1^{(0)}, \dots, \mathbf{u}_{T_0}^{(0)}\}$  can be viewed as a form of “causal transportability” *over time* which allows the principal to learn something about outcomes in the post-intervention time period from the pre-intervention time period. Such assumptions are fairly common in the literature on learning from panel data (see, e.g., Agarwal et al. [2020a, Assumption 8]). Using this reward reformulation, we are able to show that there exists a closed-form expression for a membership oracle to the best-response ball  $\mathcal{B}(\mathcal{V}^{(d)})$  (recall Definition 3.1).

**Proposition 4.4.** *In the latent factor model with linear rewards for the principal (Assumptions 4.1 and 4.2),  $\tilde{\mathbf{y}}_{pre} \in \mathcal{B}(\mathcal{V}^{(d)})$  if and only if  $OPT^{(d)} \leq \delta$ , where  $OPT^{(d)}$  is the solution to the following optimization:*

$$OPT^{(d)} := \min_{\hat{\mathbf{y}}_{pre}} \|\hat{\mathbf{y}}_{pre} - \tilde{\mathbf{y}}_{pre}\|_2 \quad (2)$$

$$\text{s.t. } \langle \beta^{(d)} - \beta^{(d')}, \hat{\mathbf{y}}_{pre} \rangle \geq 0 \text{ for all } d' \in \llbracket k \rrbracket_0.$$

*Proof.* Observe that by using the reward reformulation (Lemma 4.3), the definition of a best-response ball (Definition 3.1) may be rewritten as

$$\tilde{\mathbf{y}}_{pre} \in \mathcal{B}(\mathcal{V}) \text{ if } \|\tilde{\mathbf{y}}_{pre} - \mathbf{y}_{v,pre}\|_2 \leq \delta$$

$$\text{for any } \mathbf{y}_{pre} \in \mathcal{Y}_{pre} \text{ such that } \langle \beta^{(d)} - \beta^{(d')}, \mathbf{y}_{pre} \rangle \geq 0 \text{ for all } d' \in \llbracket k \rrbracket_0.$$

Therefore,  $\tilde{\mathbf{y}}_{pre} \in \mathcal{B}(\mathcal{V})$  if and only if  $OPT^{(d)}$  is at most  $\delta$ .  $\square$

Optimization (2) is a quadratic program, and can be solved efficiently using, e.g., interior point methods. Next we show that in the latent factor model with linear rewards (Assumptions 4.1 and 4.2), separation of types (Condition 3.2) always holds for the special case where  $d \in \{0, 1\}$ , i.e., when there is only one treatment and control.

**Theorem 4.5.** *If  $d \in \{0, 1\}$ , separation of types (Condition 3.2) always holds in the latent factor model with linear rewards (Assumptions 4.1, 4.2). Moreover, the following closed-form intervention policy is strategyproof:*

Assign intervention  $d_i$  to unit  $i$ , where

$$d_i = \begin{cases} 1 & \text{if } \langle \beta^{(1)} - \beta^{(0)}, \tilde{\mathbf{y}}_{i,pre} \rangle - \delta \|\beta^{(1)} - \beta^{(0)}\|_2 > 0 \\ 0 & \text{o.w.} \end{cases} \quad (3)$$

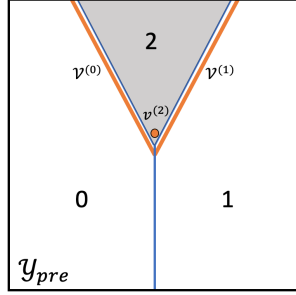


Figure 4: Visualization of the space of pre-intervention outcomes from Theorem 4.6. Blue lines represent optimal decision boundaries in the non-strategic setting. One distribution over unit types for which perfect decision making is not possible in the strategic setting puts non-zero mass on the orange dot ( $\mathbf{v}^{(2)}$ ) and both of the orange lines (left:  $\mathcal{V}^{(0)}$ , right:  $\mathcal{V}^{(1)}$ ). (Recall that in this example,  $u_1^{(0)}, u_2^{(0)}$  are such that  $\mathbf{y}_{\mathbf{v},pre} = \mathbf{v}$ .)

We call the hyperplane  $\langle \boldsymbol{\beta}^{(1)} - \boldsymbol{\beta}^{(0)}, \tilde{\mathbf{y}}_{i,pre} \rangle - \delta \|\boldsymbol{\beta}^{(1)} - \boldsymbol{\beta}^{(0)}\|_2 = 0$  the decision boundary for interventions 0 and 1.

*Proof.* If  $d \in \{0, 1\}$ , we can simplify the separation of types condition (Condition 3.2) to

$$\nexists v \in \mathcal{V}^{(1)} \text{ s.t. } \mathcal{B}(v) \subseteq \mathcal{B}(\mathcal{V}^{(0)}).$$

By the reward reformulation (Lemma 4.3),  $\mathcal{V}^{(0)}$  and  $\mathcal{V}^{(1)}$  are separated by a single hyperplane:  $\langle \boldsymbol{\beta}^{(1)} - \boldsymbol{\beta}^{(0)}, \tilde{\mathbf{y}}_{pre} \rangle = 0$ . Therefore, by the definition of best-response ball (Definition 3.1), this simplified version of separation of types must always hold, and a strategyproof intervention policy may be obtained by shifting the hyperplane  $\langle \boldsymbol{\beta}^{(1)} - \boldsymbol{\beta}^{(0)}, \tilde{\mathbf{y}}_{pre} \rangle = 0$  by  $\delta$  (the unit effort budget) in the direction of  $\boldsymbol{\beta}^{(0)} - \boldsymbol{\beta}^{(1)}$ . Note that such an intervention policy is strategyproof since there exists at least one valid modification of pre-treatment outcomes for all units of type 1 to receive treatment (namely,  $\tilde{\mathbf{y}}_{pre} = \mathbf{y}_{pre} + \delta \cdot (\boldsymbol{\beta}^{(1)} - \boldsymbol{\beta}^{(0)}) / \|\boldsymbol{\beta}^{(1)} - \boldsymbol{\beta}^{(0)}\|_2$ ), and there exists no valid modification of pre-treatment outcomes for any unit of type 0 to receive treatment (due to Definition 2.2).  $\square$

See Figure 3 for an illustration of intervention policy (3). Next we show that separation of types (Condition 3.2) is *not* necessarily satisfied when the number of interventions is  $k \geq 3$ .

**Theorem 4.6.** *There exists an instance with three interventions such that Condition 3.2 (separation of types) is not satisfied.*

*Proof.* Suppose  $d \in \{0, 1, 2\}$ ,  $T_0 = 2$ , and units prefer intervention 2 over interventions 1 and 0, of which they are indifferent between. Suppose that

$$\boldsymbol{\beta}^{(0)} = [-1 \ 0.5]^\top, \quad \boldsymbol{\beta}^{(1)} = [1 \ 0.5]^\top, \quad \boldsymbol{\beta}^{(2)} = [0 \ 1]^\top, \quad \text{and} \quad \mathbf{y}_{\mathbf{v},pre} = \mathbf{v}.$$

Consider the following set of unit types: Let

$$\mathcal{V}^{(0)} = \{\mathbf{v} : \langle \boldsymbol{\beta}^{(2)} - \boldsymbol{\beta}^{(0)}, \mathbf{v} \rangle = -\alpha, \mathbf{v}[1] < 0\}, \quad \mathcal{V}^{(1)} = \{\mathbf{v} : \langle \boldsymbol{\beta}^{(2)} - \boldsymbol{\beta}^{(1)}, \mathbf{v} \rangle = -\alpha, \mathbf{v}[1] > 0\},$$

and  $\mathbf{v}^{(2)} = [0 \ \zeta]^\top$ , where  $\alpha, \zeta > 0$ . See Figure 4 for a visual depiction of such a setting. Observe that a necessary condition for correctly intervening on units in  $\mathcal{V}^{(0)}$  is that the intervention policy should not assign intervention  $d = 2$  to any units with pre-treatment outcomes  $\mathbf{y}_{pre}$  such that  $\|\mathbf{y}_{pre} - \mathbf{v}\|_2 \leq \delta$ , where  $\mathbf{v} \in \mathcal{V}^{(0)}$ . This is because such  $\mathbf{v}$ 's could best respond and get intervention 2 instead of their type, which is 0. An analogous necessary condition holds for units

in  $\mathcal{V}^{(1)}$ . By Definition 3.1, any intervention policy which correctly intervenes on unit  $\mathbf{v}$  if  $\mathbf{v} \in \mathcal{V}^{(0)}$  or  $\mathbf{v} \in \mathcal{V}^{(1)}$  must not assign intervention  $d = 2$  if  $\tilde{\mathbf{y}}_{\mathbf{v},pre}$  is such that

$$\begin{aligned} \langle \boldsymbol{\beta}^{(2)} - \boldsymbol{\beta}^{(1)}, \tilde{\mathbf{y}}_{\mathbf{v},pre} \rangle &\in [-\alpha - \delta \|\boldsymbol{\beta}^{(2)} - \boldsymbol{\beta}^{(1)}\|_2, -\alpha + \delta \|\boldsymbol{\beta}^{(2)} - \boldsymbol{\beta}^{(1)}\|_2] \\ \text{or } \langle \boldsymbol{\beta}^{(2)} - \boldsymbol{\beta}^{(0)}, \tilde{\mathbf{y}}_{\mathbf{v},pre} \rangle &\in [-\alpha - \delta \|\boldsymbol{\beta}^{(2)} - \boldsymbol{\beta}^{(0)}\|_2, -\alpha + \delta \|\boldsymbol{\beta}^{(2)} - \boldsymbol{\beta}^{(0)}\|_2]. \end{aligned}$$

However, if this condition is satisfied, it will be impossible to correctly intervene on unit  $\mathbf{v}$  if  $\mathbf{v} = \mathbf{v}^{(2)}$  and  $\alpha, \zeta$  are small enough. To see this, note that in order for both

$$\begin{aligned} \langle \boldsymbol{\beta}^{(2)} - \boldsymbol{\beta}^{(1)}, \tilde{\mathbf{y}}_{\mathbf{v},pre} \rangle &> \delta \|\boldsymbol{\beta}^{(2)} - \boldsymbol{\beta}^{(1)}\|_2 - \alpha \\ \text{and } \langle \boldsymbol{\beta}^{(2)} - \boldsymbol{\beta}^{(0)}, \tilde{\mathbf{y}}_{\mathbf{v},pre} \rangle &> \delta \|\boldsymbol{\beta}^{(2)} - \boldsymbol{\beta}^{(0)}\|_2 - \alpha \end{aligned}$$

to hold,

$$\begin{aligned} \delta \|\boldsymbol{\beta}^{(2)} - \boldsymbol{\beta}^{(1)}\|_2 - \alpha &< (\boldsymbol{\beta}^{(2)} - \boldsymbol{\beta}^{(1)})[2](\zeta + \delta) \\ \text{and } \delta \|\boldsymbol{\beta}^{(2)} - \boldsymbol{\beta}^{(0)}\|_2 - \alpha &< (\boldsymbol{\beta}^{(2)} - \boldsymbol{\beta}^{(0)})[2](\zeta + \delta). \end{aligned}$$

This implies that intervening perfectly on all units is not possible unless  $\frac{1}{2}\zeta + \alpha > \delta(\sqrt{1.25} - 0.5)$ , which does not hold for sufficiently small  $\alpha, \zeta$ . In other words, the condition on  $\alpha, \zeta$  implies that if the pre-intervention outcomes of units of different types are sufficiently close, intervening perfectly on these units is generally not possible.  $\square$

#### 4.1 Implications for Multi-Class Strategic Classification

We now highlight an impossibility result for multi-class strategic classification, which readily follows from Theorem 4.6 and may be of independent interest. For ease of exposition, we present an informal version our result; formal statements may be found in Appendix C.

**Background on strategic classification** When subjugated to algorithmic decision making, decision subjects (agents) have an incentive to strategically modify their input to the algorithm in order to receive a more desirable prediction. In the context of machine learning models, such settings have been formalized in the literature under the name of *strategic classification* (see, e.g., Hardt et al. [2016], Dong et al. [2018], Chen et al. [2020]). In the (binary) strategic classification setting, the principal commits to an *assessment rule* (usually a linear model), which maps from *observable features* to *binary predictions*. Using knowledge of the assessment rule, strategic agents may modify their observable features in order to maximize their chances of receiving a desirable classification, subject to some constraint on the amount of modification which is possible (e.g., a best-response analogous to our Definition 2.2). Given an agent’s modified features, the principal uses their assessment rule to make a prediction about the agent. After the prediction is made, the principal receives some feedback about how accurate the assessment rule’s prediction was. Under such a setting, the goal of the principal is to deploy an assessment rule with high accuracy on strategic agents.

Using ideas similar to those used in Theorem 4.6, we show that an impossibility result holds for the *multi-class* generalization of the (binary) strategic classification setting, where each strategic agent now belongs to one of  $k \geq 3$  classes (as opposed to the binary setting, where  $k = 2$ ). This result is summarized in Corollary 4.7; formal statements and further background on strategic classification may be found in Appendix C. To the best of our knowledge, we are the first to obtain results (either positive or negative) for the multi-class strategic classification problem.

**Corollary 4.7 (Informal).** *There exist multi-class classification settings for which no perfect classifier exists if agents are strategic, even if the initial agent population is linearly separable.*

---

**ALGORITHM 1:** Learning Strategyproof Interventions with One Treatment

---

**Input:** Trajectories  $\{(\mathbf{y}_{i,pre}, \mathbf{y}_{i,post}^{(0)})\}_{i \in \mathcal{N}^{(0)}}$ ,  $\{(\mathbf{y}_{i,pre}, \mathbf{y}_{i,post}^{(1)})\}_{i \in \mathcal{N}^{(1)}}$

Compute  $r_i^{(d_i)} = \sum_{t=T_0+1}^T \omega_t \cdot y_{i,t}^{(d_i)}$  for  $i \in \llbracket n \rrbracket$ .

For  $d \in \{0, 1\}$ , use  $\{(\mathbf{y}_{i,pre}, r_i^{(d)})\}_{i \in \mathcal{N}^{(d)}}$  to estimate  $\boldsymbol{\beta}^{(d)}$  as  $\widehat{\boldsymbol{\beta}}^{(d)}$  using, e.g., error-in-variables regression.

**for**  $i = n + 1, \dots, n + m$  **do**  
    Assign intervention

$$d_i^A = \begin{cases} 1 & \text{if } \langle \widehat{\boldsymbol{\beta}}^{(1)} - \widehat{\boldsymbol{\beta}}^{(0)}, \tilde{\mathbf{y}}_{i,pre} \rangle - \delta \|\widehat{\boldsymbol{\beta}}^{(1)} - \widehat{\boldsymbol{\beta}}^{(0)}\|_2 > 0 \\ 0 & \text{otherwise.} \end{cases}$$

**end**

---

## 5 Learning Strategyproof Intervention Policies

In this section, we shift our focus from characterizing strategyproof intervention policies to *learning* them from historical data when  $\{\boldsymbol{\beta}^{(d)}\}_{d=1}^k$  are unknown under a latent factor model with linear rewards. While Lemma 4.3 provides a characterization of a strategyproof intervention policy when one exists, deploying such an intervention policy requires knowledge of the underlying linear relationships  $\{\boldsymbol{\beta}^{(d)}\}_{d=1}^k$  between pre-treatment outcomes and principal rewards, which may not be known *a priori*. Additionally, it may be unreasonable to assume that the latent factor model of Assumption 4.1 holds *exactly*, due to e.g., imperfect measurements of outcomes or randomness in the outcomes of each unit.<sup>3</sup> With this in mind, we overload the notation of  $y_{i,t}^{(d)}$  and consider the following relaxation of Assumption 4.1 throughout the section.

**Assumption 5.1** (Latent Factor Model; Revisited). *Suppose the outcome for unit  $i$  at time  $t$  under treatment  $d \in \llbracket k \rrbracket_0$  takes the following factorized form*

$$\mathbb{E}[y_{i,t}^{(d)}] = \langle \mathbf{u}_t^{(d)}, \mathbf{v}_i \rangle \quad \text{and} \quad y_{i,t}^{(d)} = \mathbb{E}[y_{i,t}^{(d)}] + \varepsilon_{i,t},$$

where  $\mathbf{u}_t^{(d)} \in \mathbb{R}^s$  and  $\mathbf{v}_i \in \mathbb{R}^s$  are defined as in Assumption 4.1, and  $\varepsilon_{i,t}$  is zero-mean sub-Gaussian random noise with variance  $\sigma^2$ , which may be unique to each unit and time-step. We assume that  $|\mathbb{E}[y_{i,t}^{(d)}]| \leq 1$ ,  $\forall i \in \llbracket m \rrbracket, t \in \llbracket T \rrbracket, d \in \llbracket k \rrbracket_0$ .

Note that under Assumption 5.1, the reward reformulation (Lemma 4.3) now holds *in expectation* over the random noise.

### 5.1 One Treatment

Inspired by the linear form of the strategyproof intervention policy of Theorem 4.5, we begin by deriving performance guarantees for a “plug-in” version of this intervention policy when  $d \in \{0, 1\}$ , given in Algorithm 1. Our algorithm for learning strategyproof interventions proceeds as follows: Given historical trajectories of the form  $\{(\mathbf{y}_{i,pre}, \mathbf{y}_{i,post}^{(d)})\}_{i \in \mathcal{N}^{(d)}}$  for each  $d \in \{0, 1\}$ , we can calculate the principal reward for assigning intervention  $d_i$  to unit  $i$  as  $r_i^{(d_i)} := \sum_{t=T_0+1}^T \omega_t \cdot y_{i,t}^{(d_i)}$  for  $i \in \llbracket n \rrbracket$ .

$\mathcal{N}^{(d)}$  denotes the set of non-strategic units who received intervention  $d$  and  $n^{(d)}$  denotes the size of  $\mathcal{N}^{(d)}$  (i.e.,  $n^{(d)} := |\mathcal{N}^{(d)}|$ ). Using the  $(\mathbf{y}_{i,pre}, r_i^{(d)})$  pairs as training data, Algorithm 1 uses an error-in-variables regression method (e.g., principal component regression) to estimate  $\boldsymbol{\beta}^{(0)}, \boldsymbol{\beta}^{(1)}$  as  $\widehat{\boldsymbol{\beta}}^{(0)}, \widehat{\boldsymbol{\beta}}^{(1)}$ . The last step is to use the estimated linear coefficients to construct

---

<sup>3</sup>In our e-commerce example, such noise may be due to, e.g., randomness in a user’s day-to-day engagement with the platform.

a “plug-in” estimator of intervention policy (3) to use when assigning interventions to the  $m$  (possibly strategic) out-of-sample units. We are now ready to present our formal results for learning to intervene under strategic responses when  $d \in \{0, 1\}$ .

**Theorem 5.2.** *Suppose  $d \in \{0, 1\}$ . Algorithm 1 achieves out-of-sample performance*

$$\frac{1}{m} \sum_{i=n+1}^{n+m} \left( \mathbb{E}[r_i^{(d_i^A)}] - \mathbb{E}[r_i^{(d_i^*)}] \right)^2 \leq \frac{4}{m} \max_{d \in \{0,1\}} \sum_{i=n+1}^{n+m} \left( \hat{r}_i^{(d)} - \mathbb{E}[r_i^{(d)}] \right)^2, \quad (4)$$

where  $d_i^A$  is the intervention assigned to unit  $i$  by Algorithm 1,  $d_i^*$  is the optimal intervention to assign to unit  $i$ , and  $\hat{r}_i^{(d)} := \langle \hat{\beta}^{(d)}, \mathbf{y}_{i,pre} \rangle$  is the estimated principal reward under intervention  $d$ .

Theorem 5.2 shows that the difference in performance of Algorithm 1 and a strategyproof intervention policy that makes no mistakes can be bounded by the difference between the counterfactual and estimated counterfactual reward under each intervention  $d \in \{0, 1\}$ . Therefore, if  $\hat{\beta}^{(0)}, \hat{\beta}^{(1)}$  are very close to  $\beta^{(0)}, \beta^{(1)}$ , Algorithm 1 will perform well. Later on, we will show how to upper-bound the right-hand side of Equation (4) in terms of  $n^{(d)}, m$ , etc., using tools from error-in-variables regression.

The proof of Theorem 5.2 relies on the following proposition, which shows that the interventions assigned by the intervention policy of Algorithm 1 on strategic units match the interventions assigned according to the following intervention policy on units which are always truthful. We say that a unit is truthful if they do not modify their pre-intervention outcomes.

**Lemma 5.3.** *Consider the following intervention policy:*

$$d_i^B = \begin{cases} 1 & \text{if } \hat{r}_i^{(1)} - \hat{r}_i^{(0)} > 0 \\ 0 & \text{otherwise,} \end{cases} \quad (5)$$

where  $\hat{\beta}^{(0)}, \hat{\beta}^{(1)}$  are defined as in Algorithm 1. (Recall that  $\hat{r}_i^{(d)} := \langle \hat{\beta}^{(d)}, \mathbf{y}_{i,pre} \rangle$ .) The intervention policy of Algorithm 1 assigns the same interventions to strategic units that intervention policy (5) assigns to truthful units.

*Proof.* The proof proceeds on a case-by-case basis. Fix a (strategic) unit  $i \in \{n+1, \dots, n+m\}$ .

**Case 1:** Suppose intervention policy (5) assigns intervention  $d_i^B = 1$  to unit  $i$ . Since  $d_i^B = 1$ ,  $\langle \hat{\beta}^{(1)} - \hat{\beta}^{(0)}, \mathbf{y}_{i,pre} \rangle > 0$ . If Algorithm 1 assigns intervention 1 to unit  $i$  without any modification to their pre-treatment outcome, then the claim holds trivially. One valid modification is:

$$\tilde{\mathbf{y}}_{i,pre} = \mathbf{y}_{i,pre} + \delta \frac{\hat{\beta}^{(1)} - \hat{\beta}^{(0)}}{\left\| \hat{\beta}^{(1)} - \hat{\beta}^{(0)} \right\|_2}.$$

Supposing unit  $i$  modifies to  $\tilde{\mathbf{y}}_{i,pre}$ ,

$$\langle \hat{\beta}^{(1)} - \hat{\beta}^{(0)}, \tilde{\mathbf{y}}_{i,pre} \rangle = \langle \hat{\beta}^{(1)} - \hat{\beta}^{(0)}, \mathbf{y}_{i,pre} \rangle + \delta \left\langle \hat{\beta}^{(1)} - \hat{\beta}^{(0)}, \frac{\hat{\beta}^{(1)} - \hat{\beta}^{(0)}}{\left\| \hat{\beta}^{(1)} - \hat{\beta}^{(0)} \right\|_2} \right\rangle > \delta \left\| \hat{\beta}^{(1)} - \hat{\beta}^{(0)} \right\|_2.$$

Therefore, unit  $i$  can receive intervention  $d_i^A = 1$  under the intervention policy of Algorithm 1.

**Case 2:** Suppose intervention policy (5) assigns intervention  $d_i^B = 0$  to unit  $i$ , i.e.,  $\langle \hat{\beta}^{(1)} - \hat{\beta}^{(0)}, \mathbf{y}_{pre} \rangle \leq 0$ . To receive intervention  $d_i^A = 1$  by the policy of Algorithm 1, it needs to be the case that  $\langle \hat{\beta}^{(1)} - \hat{\beta}^{(0)}, \tilde{\mathbf{y}}_{i,pre} \rangle - \delta \left\| \hat{\beta}^{(1)} - \hat{\beta}^{(0)} \right\|_2 > 0$ .

However according to Definition 2.2, the most a unit can manipulate their pre-treatment outcomes by is  $\delta$ , so

$$\langle \widehat{\boldsymbol{\beta}}^{(1)} - \widehat{\boldsymbol{\beta}}^{(0)}, \tilde{\mathbf{y}}_{i,pre} \rangle \leq \left\langle \widehat{\boldsymbol{\beta}}^{(1)} - \widehat{\boldsymbol{\beta}}^{(0)}, \mathbf{y}_{i,pre} + \frac{\delta(\widehat{\boldsymbol{\beta}}^{(1)} - \widehat{\boldsymbol{\beta}}^{(0)})}{\|\widehat{\boldsymbol{\beta}}^{(1)} - \widehat{\boldsymbol{\beta}}^{(0)}\|_2} \right\rangle \leq \delta \|\widehat{\boldsymbol{\beta}}^{(1)} - \widehat{\boldsymbol{\beta}}^{(0)}\|_2,$$

where for the last inequality we have used the fact that  $\langle \widehat{\boldsymbol{\beta}}^{(1)} - \widehat{\boldsymbol{\beta}}^{(0)}, \mathbf{y}_{pre} \rangle \leq 0$ . Therefore, no valid strategic modification to unit  $i$ 's pre-treatment outcomes exists for which the intervention policy of Algorithm 1 assigns intervention  $d_i^A = 1$  to unit  $i$ .  $\square$

Since the performance of the intervention policy of Algorithm 1 on strategic units matches that of intervention policy (5) on truthful units, we can analyze the performance of intervention policy (5) on truthful units without any loss of generality. The analysis of the performance of intervention policy (5) on truthful units completes the proof of Theorem 5.2. The full proof is delegated to Appendix E.

## 5.2 Multiple Treatments

Next we show that analogous performance guarantees can be obtained for the extension of Algorithm 1 to the setting where there are more than two interventions, when there is a sufficiently large *gap in the principal's expected rewards* for each unit type. Such an assumption is natural in many settings of interest; for example, in our e-commerce running example, it would correspond to the principal deriving very different utility from offering a discount that is not optimal for each group.

**Assumption 5.4** (Expected Reward Gap). *Suppose that for each unit type  $d$ ,  $\boldsymbol{\beta}^{(d)}, \widehat{\boldsymbol{\beta}}^{(d)} \in [-\bar{\beta}, \bar{\beta}]^{T_0}$  for  $\bar{\beta} \in \mathbb{R}_+$  and there is a gap in the principal's expected reward between assigning units their type and assigning them any other intervention. Formally, for some  $\alpha > 0$  (specified in Theorem 5.5) for each unit type  $d \in \llbracket k \rrbracket_0$ :  $\forall v \in \mathcal{V}^{(d)}, \mathbb{E}[r_v^{(d)}] - \mathbb{E}[r_v^{(d')}] > \gamma^{(d,d')}$  for all  $d' < d$ , where*

$$\gamma^{(d,d')} := (\sqrt{T_0} + \delta)(\|\boldsymbol{\beta}^{(d)} - \widehat{\boldsymbol{\beta}}^{(d)}\|_2 + \|\boldsymbol{\beta}^{(d')} - \widehat{\boldsymbol{\beta}}^{(d')}\|_2) + \delta\|\boldsymbol{\beta}^{(d)} - \boldsymbol{\beta}^{(d')}\|_2 + 6\sigma\bar{\beta}\sqrt{2T_0 \log(1/\alpha)},$$

and  $\delta, \sigma$  are defined as in Definition 2.2 and Assumption 5.1 respectively.

The gap in Assumption 5.4 depends on three terms: one which goes to zero as  $\{\widehat{\boldsymbol{\beta}}^{(d)}\}_{d=0}^{k-1} \rightarrow \{\boldsymbol{\beta}^{(d)}\}_{d=0}^{k-1}$ , one which is proportional to the maximum amount of modification possible in the pre-treatment period, and one which is proportional to the amount of measurement noise. Note that under Assumption 5.4, separation of types (i.e., Condition 3.2) holds by design (in expectation). Intuitively, such a gap between unit rewards allows the principal to incentivize *truthful* unit behavior, as it is possible to design an intervention policy such that no unit has an incentive to modify their pre-intervention outcomes. When units are truthful, linear intervention policies are optimal due to Lemma 4.3. We now present performance guarantees for Algorithm 2, which is an extension of Algorithm 1 to settings with more than two interventions.

**Theorem 5.5.** *Suppose the principal's expected rewards satisfy the gap assumption (Assumption 5.4). Then, for any  $\alpha > 0$ , with probability at least  $1 - \alpha$ , Algorithm 2 achieves out-of-sample performance*

$$\frac{1}{m} \sum_{i=n+1}^{n+m} \left( \mathbb{E}[r_i^{(d_i^A)}] - \mathbb{E}[r_i^{(d_i^*)}] \right)^2 \leq \frac{k^2}{m} \max_{d \in \llbracket k \rrbracket_0} \sum_{i=n+1}^{n+m} \left( \widehat{r}_i^{(d)} - \mathbb{E}[r_i^{(d)}] \right)^2,$$

where  $d_i^A$  is the intervention assigned to unit  $i$  by Algorithm 2,  $d_i^*$  is the optimal intervention to assign to (strategic) unit  $i$ , and  $\widehat{r}_i^{(d)} := \langle \widehat{\boldsymbol{\beta}}^{(d)}, \mathbf{y}_{i,pre} \rangle$  is the estimated principal reward under intervention  $d$ .

---

**ALGORITHM 2:** Learning Strategyproof Interventions under the Expected Reward Gap Assumption

---

**Input:** Trajectories  $\{\{(\mathbf{y}_{i,pre}, \mathbf{y}_{i,post})\}_{i \in \mathcal{N}^{(d)}}\}_{d=0}^{k-1}$

Compute  $r_i^{(d_i)} = \sum_{t=T_0+1}^T \omega_t \cdot y_{i,t}^{(d_i)}$  for  $i \in \llbracket n \rrbracket$

For  $d \in \llbracket k \rrbracket$ , use  $\{(\mathbf{y}_{i,pre}, r_i^{(d)})\}_{i \in \mathcal{N}^{(d)}}$  to estimate  $\boldsymbol{\beta}^{(d)}$  as  $\widehat{\boldsymbol{\beta}}^{(d)}$

**for**  $i = n + 1, \dots, n + m$  **do**

Assign intervention  $d_i^B = d$  to unit  $i$  if

$$\begin{aligned} & \langle \widehat{\boldsymbol{\beta}}^{(d)} - \widehat{\boldsymbol{\beta}}^{(d')}, \tilde{\mathbf{y}}_{i,pre} \rangle - \delta \|\widehat{\boldsymbol{\beta}}^{(d)} - \widehat{\boldsymbol{\beta}}^{(d')}\|_2 > 0 \text{ for all } d' < d \\ \text{and } & \langle \widehat{\boldsymbol{\beta}}^{(d)} - \widehat{\boldsymbol{\beta}}^{(d')}, \tilde{\mathbf{y}}_{i,pre} \rangle + \delta \|\widehat{\boldsymbol{\beta}}^{(d)} - \widehat{\boldsymbol{\beta}}^{(d')}\|_2 \geq 0 \text{ for all } d' > d \end{aligned}$$

**end**

---

The proof of Theorem 5.5 proceeds analogously to that of Theorem 5.2. We begin by showing that the interventions assigned by the intervention policy of Algorithm 2 on strategic units match the interventions assigned according to the intervention policy in the following lemma. However, unlike in the proof of Theorem 5.2, we also show that behaving truthfully in the pre-intervention period is a (weakly) dominant strategy for each unit under Assumption 5.4.

**Lemma 5.6.** *Consider the setting of Theorem 5.5 and the following intervention policy: Assign intervention  $d_i^B = d$  to unit  $i$  if*

$$\widehat{r}_i^{(d)} - \widehat{r}_i^{(d')} > 0 \text{ for all } d' < d \text{ and } \widehat{r}_i^{(d)} - \widehat{r}_i^{(d')} \geq 0 \text{ for all } d' > d, \quad (6)$$

where  $\{\widehat{\boldsymbol{\beta}}^{(d)}\}_{d \in \llbracket k \rrbracket_0}$  are defined as in Algorithm 2. For any  $\alpha > 0$ , the intervention policy of Algorithm 2 assigns the same interventions to strategic units that intervention policy (6) assigns to truthful units with probability at least  $1 - \alpha$ .

*Proof.* Suppose that the intervention policy of Algorithm 2 would assign intervention  $d_i^A = d$  to unit  $i$  if they were truthful. Unit  $i$  cannot obtain any intervention  $d' > d$  under the intervention policy of Algorithm 2, due to an argument analogous to Case 2 in the proof of Lemma 5.3.

Next we show that if  $\tilde{\mathbf{y}}_{i,pre} = \mathbf{y}_{i,pre}$ , the intervention policy of Algorithm 2 also assigns intervention  $d$  to unit  $i$ . Consider  $d' < d$ .

$$\begin{aligned} \langle \widehat{\boldsymbol{\beta}}^{(d)} - \widehat{\boldsymbol{\beta}}^{(d')}, \tilde{\mathbf{y}}_{i,pre} \rangle - \delta \|\widehat{\boldsymbol{\beta}}^{(d)} - \widehat{\boldsymbol{\beta}}^{(d')}\|_2 & \geq \mathbb{E}[r_i^{(d)}] - \mathbb{E}[r_i^{(d')}] - 6\sigma\bar{\beta}\sqrt{2T_0 \log(1/\alpha)} \\ & - (\sqrt{T_0} + \delta)(\|\boldsymbol{\beta}^{(d)} - \widehat{\boldsymbol{\beta}}^{(d)}\|_2 + \|\boldsymbol{\beta}^{(d')} - \widehat{\boldsymbol{\beta}}^{(d')}\|_2) \\ & - \delta \|\boldsymbol{\beta}^{(d)} - \boldsymbol{\beta}^{(d')}\|_2, \end{aligned}$$

with probability at least  $1 - \alpha$ , which follows from algebraic manipulation and a Hoeffding bound. Since the expected reward gap is sufficiently large,  $\langle \widehat{\boldsymbol{\beta}}^{(d)} - \widehat{\boldsymbol{\beta}}^{(d')}, \tilde{\mathbf{y}}_{i,pre} \rangle - \delta \|\widehat{\boldsymbol{\beta}}^{(d)} - \widehat{\boldsymbol{\beta}}^{(d')}\|_2 > 0$  with probability at least  $1 - \alpha$  if  $\tilde{\mathbf{y}}_{i,pre} = \mathbf{y}_{i,pre}$ . Therefore, unit  $i$  can receive intervention  $d$  under the intervention policy of Algorithm 2 by behaving truthfully with probability at least  $1 - \alpha$ .  $\square$

The remainder of the proof of Theorem 5.5 can be found in Appendix E. Intuitively, a gap assumption is not needed in the single treatment regime since a unit will only modify their pre-treatment behavior in order to receive the single treatment. This is in contrast to the multi-treatment setting, where the unit's best response may be in one of several directions, depending on which treatments they are capable of receiving under a particular intervention policy. Obtaining performance guarantees for learning algorithms which do not require a gap

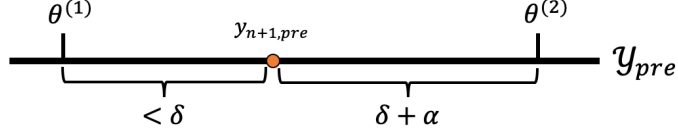


Figure 5: Visualization of the setting in Example 5.7. If  $\theta^{(1)}$  and  $\theta^{(2)}$  are perfectly known to the principal, unit  $n + 1$  will modify their pre-intervention outcome to receive intervention 1 (left of  $\theta^{(1)}$ ). However if the principal’s estimate of  $\theta^{(2)}$  is sufficiently inaccurate, unit  $n + 1$  may be able to modify their pre-intervention outcome to receive intervention 2 (right of  $\theta^{(2)}$ ).

assumption appears challenging for the general case, as the unit best response is not guaranteed to converge smoothly as  $\{\hat{\beta}^{(d)}\}_{d=0}^{k-1} \rightarrow \{\beta^{(d)}\}_{d=0}^{k-1}$ . To build intuition as to why such a gap may be necessary, consider the following example.

**Example 5.7.** Consider the one-dimensional setting in Figure 5, where the unit can manipulate by  $\delta$  in either direction. Specifically, let  $\mathcal{Y}_{pre} \in \mathbb{R}$ ,  $d \in \{0, 1, 2\}$ , and let the optimal intervention policy<sup>4</sup> be:

$$d_i^* = \begin{cases} 1 & \text{if } \tilde{y}_{i,pre} \leq \theta^{(1)} \\ 2 & \text{if } \tilde{y}_{i,pre} \geq \theta^{(2)} \\ 0 & \text{o.w.} \end{cases} \quad (7)$$

for some  $\theta^{(1)} \in \mathbb{R}$ ,  $\theta^{(2)} \in \mathbb{R}$ , and  $\theta^{(1)} < \theta^{(2)}$ . Suppose the principal deploys the following “plug-in” estimate of intervention policy (7):

$$d_i^P = \begin{cases} 1 & \text{if } \tilde{y}_{i,pre} \leq \hat{\theta}^{(1)} \\ 2 & \text{if } \tilde{y}_{i,pre} \geq \hat{\theta}^{(2)} \\ 0 & \text{o.w.} \end{cases}$$

for  $\hat{\theta}^{(1)} \in \mathbb{R}$  and  $\hat{\theta}^{(2)} \in \mathbb{R}$ . Moreover, suppose that the principal has perfect knowledge of  $\theta^{(1)}$  (i.e.,  $\hat{\theta}^{(1)} = \theta^{(1)}$ ) and after observing data from  $n$  non-strategic units,  $|\hat{\theta}^{(2)}(n) - \theta^{(2)}| = c/n$  for some  $c > 0$ . Now consider a strategic unit  $n + 1$  with  $y_{n+1,pre} = y$  such that  $y - \theta^{(1)} < \delta$  and  $\theta^{(2)} - y = \delta + \alpha$ , for some  $\alpha > 0$ . If the principal had perfect knowledge of  $\theta^{(2)}$ , unit  $n + 1$ ’s best-response would be to modify their pre-treatment outcome to  $\theta^{(1)}$  and receive intervention 1. However, given the expression for  $\hat{\theta}^{(2)}$ , we can write the best-response of unit  $n + 1$  as

$$\tilde{y}_{n+1,pre} = \begin{cases} \theta^{(1)} & \text{if } \hat{\theta}^{(2)} = \theta^{(2)} + \frac{c}{n} \\ \hat{\theta}^{(2)} = y + \delta + \alpha - \frac{c}{n} & \text{if } \hat{\theta}^{(2)} = \theta^{(2)} - \frac{c}{n} \end{cases}$$

as long as the number of non-strategic units  $n < \frac{c}{\alpha}$ . Therefore under this setting, if the  $(n + 1)$ -st unit has pre-intervention outcome  $y$ , then their best-response may be highly discontinuous as long as  $n < \frac{c}{\alpha}$  (recall that  $\alpha$  can be chosen to be arbitrarily small), despite the fact that  $\theta^{(1)}$  is perfectly known to the principal and  $\hat{\theta}^{(2)}$  converges to  $\theta^{(2)}$  at the “fast” rate of  $\mathcal{O}(1/n)$ .

We conclude this section by providing concrete convergence rates for Algorithm 1 and Algorithm 2 when one uses principal component regression (PCR) to estimate  $\{\beta^{(d)}\}_{d=0}^{k-1}$ . PCR is a regression method used to estimate relationships between covariates and outcomes given noisy covariate observations. See Appendix D for more background on PCR.

<sup>4</sup>We do not specify the principal’s reward function so as to simplify the exposition.

**Corollary 5.8** (Informal; Full Version in Corollary E.4). *Consider the procedure of Algorithm 2, where  $\{\widehat{\beta}^{(d)}\}_{d=0}^{k-1}$  are given by PCR. Let  $n^{(d)} = \frac{n}{k} > m > T_0$ ,  $\|\beta^{(d)}\|_2 = \Omega(1)$  and  $\|\beta^{(d)}\|_1 = \mathcal{O}(b)$  for all  $d \in \llbracket k \rrbracket_0$ , where  $b$  is constant with respect to  $T_0$ . Then, with high probability,*

$$\frac{1}{m} \sum_{i=n+1}^{n+m} \left( \mathbb{E}[r_i^{(d^A)}] - \mathbb{E}[r_i^{(d^*)}] \right)^2 = \tilde{\mathcal{O}} \left( b^2 s^3 \left( \frac{1}{T_0} + \frac{n}{kT_0^2} + \frac{1}{m} \right) \right),$$

where  $\tilde{\mathcal{O}}(\cdot)$  hides logarithmic terms. Note that if  $n = o(T_0^2)$ ,  $\frac{1}{m} \sum_{i=n+1}^{n+m} \left( \mathbb{E}[r_i^{(d^A)}] - \mathbb{E}[r_i^{(d^*)}] \right)^2 \rightarrow 0$  and our intervention policy is asymptotically optimal.

The above bound holds for the intervention policy of Algorithm 1 by setting  $k = 2$ . Our proof of Corollary E.4 proceeds by leveraging the bounds for PCR in the error-in-variables setting of Agarwal et al. [2021b] to show that if the intervention policy of Algorithm 2 assigns sub-optimal interventions to a truthful unit, then the resulting loss in principal reward is not too large.

## 6 Experiments

We empirically evaluate the performance of Algorithm 1 on panel data constructed using time-series measurements of product sales at several stores. Our goal is to evaluate the performance of our methods when (1) data is *not* generated using a latent factor model and (2) the principal has *imperfect knowledge* about the units’ ability to modify their pre-intervention outcomes.

**Setup** Our initial dataset consists of weekly sales data from three products at nine different stores over the course of 18 months.<sup>5</sup> We consider two interventions: **discount** (the product is on sale) and **no discount** (the product is not on sale). We define a unit to be a (store, product) pair which was under **no discount** for five consecutive weeks, followed by either **discount** or **no discount** for three consecutive weeks. Using these (unit, intervention, outcome) tuples, we run a synthetic interventions procedure to generate counterfactual outcomes for all units under both **discount** and **no discount**, and use the resulting trajectories as the ground-truth rewards for each unit under both interventions. In order to train our model, we randomly assign interventions to 50% of the units (135 trajectories), and we use the remaining 50% to test the performance. Under such a setting, strategic behavior may arise when, for example, a local store manager wishes to maximize the number of products sold at their specific location, while the owner of the store chain ultimately wants to maximize revenue. In this case, the local store manager could conceivably have an incentive to strategically misreport their weekly revenue during the pre-treatment time period so that their products are given a discount and their sales increase.

**Results** See Table 1 for a summary of our results. For an intervention policy  $\pi$ , we are interested in the improvement in revenue from assigning interventions according to  $\pi$ , as opposed to the alternative. We normalize by dividing by the *optimal* improvement in revenue, i.e., the best possible improvement in revenue if the principal were able to observe both counterfactual trajectories before assigning an intervention. Denote the intervention assigned by policy  $\pi$  to unit  $n + i$  as  $d_{n+i}^\pi$  and the intervention not assigned by  $\pi$  to unit  $n + i$  as  $\neg d_{n+i}^\pi$ . Formally, we define normalized improvement in revenue as

$$\text{Normalized } \Delta \text{ Revenue} = \frac{\sum_{i=1}^m r_{n+i}^{(d_{n+i}^\pi)} - r_{n+i}^{(\neg d_{n+i}^\pi)}}{\sum_{i=1}^m r_{n+i}^{(d_{n+i}^*)} - r_{n+i}^{(\neg d_{n+i}^*)}}.$$

<sup>5</sup>The dataset we use can be found at [https://raw.githubusercontent.com/susanli2016/Machine-Learning-with-Python/master/data/Sales\\_Product\\_Price\\_by\\_Store.csv](https://raw.githubusercontent.com/susanli2016/Machine-Learning-with-Python/master/data/Sales_Product_Price_by_Store.csv).

$\widehat{\delta}/\delta$	Normalized $\Delta$ Revenue	Standard Deviation
0 (Naive Policy)	0.237	0.110
0.2	0.527	0.126
0.5	0.831	0.033
1 (Algorithm 1)	0.989	0.011
2	0.943	0.014
5	0.846	0.024

Table 1: Average normalized change in revenue and standard deviation over 10 runs for various estimates of  $\delta$  (denoted by  $\widehat{\delta}$ ). Note that  $\widehat{\delta} = 0$  corresponds to the naive policy which does not take any strategic interactions into consideration and  $\widehat{\delta} = \delta$  corresponds to the intervention policy of Algorithm 1.

In addition to comparing the performance of Algorithm 1 with that of the naive policy which does not take strategic interactions into consideration, we also examine the performance of Algorithm 1 when the principal’s estimate of  $\delta$  (the unit’s effort budget; defined in Definition 3.1) is misspecified as  $\widehat{\delta}$ . We find that the intervention policy of Algorithm 1 is able to achieve near-optimal improvement in revenue, in contrast to the relatively poor performance of the naive policy which does not consider incentives. Additionally, we observe that, under the experimental setup we consider, the performance of Algorithm 1 degrades gracefully as a function of model misspecification (as quantified by  $\widehat{\delta}/\delta$ ).

## 7 Conclusions and Future Research

We introduce a framework for strategyproof decision-making in panel data settings when units are strategic individuals who may have incentive to alter their pre-intervention outcomes in hopes of obtaining better interventions from the principal. There are several exciting directions for future work.

**Heterogeneous unit preferences and effort.** Our sufficient and necessary condition for a strategyproof intervention policy to exist relies on the form of the unit’s best-response. Our model of homogeneous unit preferences and effort budgets captures a variety of settings (e.g., patients may prefer an effective-but-costly medical treatment to a less-effective-but-cheaper alternative, customers generally prefer higher discounts to lower ones). However, it would be interesting to study more general games between the principal and strategic units which allow for, e.g., heterogeneous effort budgets and unit preferences over interventions.

**Truthful mechanisms** Recall that our strategyproof mechanisms may require some units to strategize in order to be assigned the intervention that matches their true type. It would be interesting to explore the feasibility of designing mechanisms for incentivizing *truthful* behavior in panel data settings, i.e., incentivizing the agents to not alter their data at all when reporting their pre-intervention outcomes. While we provide such a truthful mechanism in Section 5 under a gap assumption on principal rewards, deriving such a truthful mechanism without any gap assumption appears challenging, as intervening based on a unit’s pre-intervention outcomes provides an incentive for units to behave non-truthfully.

## References

- Alberto Abadie and Javier Gardeazabal. The economic costs of conflict: A case study of the basque country. *American economic review*, 93(1):113–132, 2003.
- Alberto Abadie, Alexis Diamond, and Jens Hainmueller. Synthetic control methods for comparative case studies: Estimating the effect of california’s tobacco control program. *Journal of the American statistical Association*, 105(490):493–505, 2010.
- Anish Agarwal, Devavrat Shah, and Dennis Shen. Synthetic interventions. *arXiv preprint arXiv:2006.07691*, 2020a.
- Anish Agarwal, Devavrat Shah, and Dennis Shen. On principal component regression in a high-dimensional error-in-variables setting. *arXiv preprint arXiv:2010.14449*, 2020b.
- Anish Agarwal, Munther Dahleh, Devavrat Shah, and Dennis Shen. Causal matrix completion. *arXiv preprint arXiv:2109.15154*, 2021a.
- Anish Agarwal, Devavrat Shah, Dennis Shen, and Dogyoon Song. On robustness of principal component regression. *Journal of the American Statistical Association*, 116(536):1731–1745, 2021b. doi: 10.1080/01621459.2021.1928513.
- Saba Ahmadi, Hedyeh Beyhaghi, Avrim Blum, and Keziah Naggita. The strategic perceptron. In *Proceedings of the 22nd ACM Conference on Economics and Computation*, pages 6–25, 2021.
- Muhammad Jehangir Amjad, Devavrat Shah, and Dennis Shen. Robust synthetic control. *Journal of Machine Learning Research*, 19:1–51, 2018.
- Muhummad Amjad, Vishal Mishra, Devavrat Shah, and Dennis Shen. mrsc: Multi-dimensional robust synthetic control. *Proceedings of the ACM on Measurement and Analysis of Computing Systems*, 3(2), 2019.
- Joshua D. Angrist and Jörn-Steffen Pischke. *Mostly Harmless Econometrics: An Empiricist’s Companion*. Princeton University Press, 2009. ISBN 9780691120348.
- Manuel Arellano and Bo Honore. Panel data models: Some recent developments. *Handbook of Econometrics*, 02 2000.
- Dmitry Arkhangelsky, Susan Athey, David A. Hirshberg, Guido W. Imbens, and Stefan Wager. Synthetic difference in differences, 2020.
- Orley C Ashenfelter and David Card. Using the longitudinal structure of earnings to estimate the effect of training programs, 1984.
- Susan Athey, Mohsen Bayati, Nikolay Doudchenko, Guido Imbens, and Khashayar Khosravi. Matrix completion methods for causal panel data models. *Journal of the American Statistical Association*, 116(536):1716–1730, 2021.
- Jushan Bai. Inferential theory for factor models of large dimensions. *Econometrica*, 71(1):135–171, 2003. ISSN 00129682, 14680262. URL <http://www.jstor.org/stable/3082043>.
- Jushan Bai. Panel data models with interactive fixed effects. *Econometrica*, 77(4):1229–1279, 2009. ISSN 00129682, 14680262. URL <http://www.jstor.org/stable/40263859>.
- Jushan Bai and Serena Ng. Matrix completion, counterfactuals, and factor analysis of missing data, 2020.

- Yahav Bechavod, Katrina Ligett, Steven Wu, and Juba Ziani. Gaming helps! learning from strategic interactions in natural dynamics. In *International Conference on Artificial Intelligence and Statistics*, pages 1234–1242. PMLR, 2021.
- Yahav Bechavod, Chara Podimata, Steven Wu, and Juba Ziani. Information discrepancy in strategic learning. In *International Conference on Machine Learning*, pages 1691–1715. PMLR, 2022.
- Eli Ben-Michael, Avi Feller, and Jesse Rothstein. The augmented synthetic control method, 2020.
- Marianne Bertrand, Esther Duflo, and Sendhil Mullainathan. How much should we trust differences-in-differences estimates? *The Quarterly journal of economics*, 119(1):249–275, 2004.
- Gary Chamberlain. Panel data. In Z. Griliches† and M. D. Intriligator, editors, *Handbook of Econometrics*, volume 2, chapter 22, pages 1247–1318. Elsevier, 1 edition, 1984. URL <https://EconPapers.repec.org/RePEc:eee:ecochp:2-22>.
- Mark K. Chan and Simon Kwok. The PCDID Approach: Difference-in-Differences when Trends are Potentially Unparallel and Stochastic. Working Papers 2020-03, University of Sydney, School of Economics, March 2020. URL <https://ideas.repec.org/p/syd/wpaper/2020-03.html>.
- Yiling Chen, Yang Liu, and Chara Podimata. Learning strategy-aware linear classifiers. *Advances in Neural Information Processing Systems*, 33:15265–15276, 2020.
- Victor Chernozhukov, Kaspar Wuthrich, and Yinchu Zhu. Practical and robust  $t$ -test based inference for synthetic control and related methods, 2020.
- Harold Davis. *Search engine optimization*. " O'Reilly Media, Inc.", 2006.
- Jinshuo Dong, Aaron Roth, Zachary Schutzman, Bo Waggoner, and Zhiwei Steven Wu. Strategic classification from revealed preferences. In *Proceedings of the 2018 ACM Conference on Economics and Computation*, pages 55–70, 2018.
- N. Doudchenko and G. Imbens. Balancing, regression, difference-in-differences and synthetic control methods: A synthesis. *NBER Working Paper No. 22791*, 2016.
- Iván Fernández-Val, Hugo Freeman, and Martin Weidner. Low-rank approximations of nonseparable panel models, 2020.
- Ganesh Ghalme, Vineet Nair, Itay Eilat, Inbal Talgam-Cohen, and Nir Rosenfeld. Strategic classification in the dark. In *International Conference on Machine Learning*, pages 3672–3681. PMLR, 2021.
- Moritz Hardt, Nimrod Megiddo, Christos Papadimitriou, and Mary Wootters. Strategic classification. In *Proceedings of the 2016 ACM conference on innovations in theoretical computer science*, pages 111–122, 2016.
- Keegan Harris, Valerie Chen, Joon Sik Kim, Ameet Talwalkar, Hoda Heidari, and Zhiwei Steven Wu. Bayesian persuasion for algorithmic recourse. *arXiv preprint arXiv:2112.06283*, 2021a.
- Keegan Harris, Hoda Heidari, and Steven Z Wu. Stateful strategic regression. *Advances in Neural Information Processing Systems*, 34:28728–28741, 2021b.
- Keegan Harris, Dung Daniel T Ngo, Logan Stapleton, Hoda Heidari, and Steven Wu. Strategic instrumental variable regression: Recovering causal relationships from strategic responses. In *International Conference on Machine Learning*, pages 8502–8522. PMLR, 2022.

- Tatiana Homonoff, Rourke O'Brien, and Abigail B Sussman. Does knowing your fico score change financial behavior? evidence from a field experiment with student loan borrowers. *Review of Economics and Statistics*, 103(2):236–250, 2021.
- Cheng Hsiao, H. Steve Ching, and Shui Ki Wan. A panel data approach for program evaluation: Measuring the benefits of political and economic integration of hong kong with mainland china. *Journal of Applied Econometrics*, 27(5):705–740, 2012. doi: <https://doi.org/10.1002/jae.1230>.
- Meena Jagadeesan, Celestine Mendler-Dünner, and Moritz Hardt. Alternative microfoundations for strategic classification. In *International Conference on Machine Learning*, pages 4687–4697. PMLR, 2021.
- Jon Kleinberg and Manish Raghavan. How do classifiers induce agents to invest effort strategically? *ACM Transactions on Economics and Computation (TEAC)*, 8(4):1–23, 2020.
- Sagi Levanon and Nir Rosenfeld. Strategic classification made practical. In *International Conference on Machine Learning*, pages 6243–6253. PMLR, 2021.
- Kathleen T. Li. Inference for factor model based average treatment effects. *Available at SSRN 3112775*, 2018.
- Kathleen T. Li and David R. Bell. Estimation of average treatment effects with panel data: Asymptotic theory and implementation. *Journal of Econometrics*, 197(1):65 – 75, 2017. ISSN 0304-4076. doi: <https://doi.org/10.1016/j.jeconom.2016.01.011>.
- Kung-Yee Liang and Scott L. Zeger. Longitudinal data analysis using generalized linear models. *Biometrika*, 73(1):13–22, 04 1986. ISSN 0006-3444. doi: 10.1093/biomet/73.1.13. URL <https://doi.org/10.1093/biomet/73.1.13>.
- Hyungsik Roger Moon and Martin Weidner. Linear regression for panel with unknown number of factors as interactive fixed effects. *Econometrica*, 83(4):1543–1579, 2015. ISSN 00129682, 14680262. URL <http://www.jstor.org/stable/43616977>.
- Hyungsik Roger Moon and Martin Weidner. Dynamic linear panel regression models with interactive fixed effects. *Econometric Theory*, 33(1):158–195, 2017. doi: 10.1017/S0266466615000328.
- Evan Munro. Learning to personalize treatments when agents are strategic. *arXiv preprint arXiv:2011.06528*, 2020.
- M. Hashem Pesaran. Estimation and inference in large heterogeneous panels with a multifactor error structure. *Econometrica*, 74(4):967–1012, 2006. ISSN 00129682, 14680262. URL <http://www.jstor.org/stable/3805914>.
- Yonadav Shavit, Benjamin Edelman, and Brian Axelrod. Causal strategic linear regression. In *International Conference on Machine Learning*, pages 8676–8686. PMLR, 2020.
- Yiqing Xu. Generalized synthetic control method: Causal inference with interactive fixed effects models. *Political Analysis*, 25(1):57–76, 2017. doi: 10.1017/pan.2016.2.




Figure 6: Illustration of Example A.1. The left and right orange dots are  $\mathbb{E}[\mathbf{y}_{pre}^{(0)}]$  and  $\mathbb{E}[\mathbf{y}_{pre}^{(1)}]$  respectively. Grey circles represent the variance in the observed pre-treatment outcomes due to measurement noise. If  $\|\mathbb{E}[\mathbf{y}_{pre}^{(1)}] - \mathbb{E}[\mathbf{y}_{pre}^{(0)}]\|_2 \leq \delta$ , a constant fraction of units with private type  $\mathbf{v}^{(0)}$  will be able to modify their pre-treatment outcomes to look like units with private type  $\mathbf{v}^{(1)}$ .

## A Decision-Making using Synthetic Interventions is not Strategyproof

We begin by showing that assigning interventions to strategic units using the *synthetic interventions* method is generally not strategyproof, even when there is only a single treatment and control. The setting we consider is that of Figure 1, with  $d \in \{0, 1\}$ , principal reward equal to the sum of post-intervention outcomes, and intervention policy  $\pi$  given by the following synthetic interventions procedure:

1. For  $d \in \{0, 1\}$ , learn a linear model  $\hat{\omega}_i^{(d)} \in \mathbb{R}^{n^{(d)}}$  between unit  $i$  and  $\mathcal{N}^{(d)}$  for  $i \in \{n+1, \dots, n+m\}$  using, e.g., PCR, and the pre-treatment outcomes of unit  $i$  and  $\mathcal{N}^{(d)}$ .
2. For  $i \in \{n+1, \dots, n+m\}$ , estimate the reward of assigning intervention  $d$  to unit  $i$  as

$$\hat{r}_i^{(d)} = \sum_{t=T_0+1}^T \sum_{j \in \mathcal{N}^{(d)}} \hat{\omega}_i^{(d)}[j] y_{j,t}^{(d)}$$

3. Assign interventions  $\{d_i := \pi(\tilde{\mathbf{y}}_{i,pre}) = \arg \max_{d \in [k]_0} \hat{r}_i^{(d)}\}_{i=n+1}^{n+m}$

**Example A.1.** For simplicity, consider  $d \in \{0, 1\}$ . Suppose there are only two unit types:  $\mathbf{v}^{(0)}$  and  $\mathbf{v}^{(1)}$ , where  $\mathbb{E}[r_i^{(0)}] > \mathbb{E}[r_i^{(1)}]$  if  $\mathbf{v}_i = \mathbf{v}^{(0)}$  and  $\mathbb{E}[r_i^{(1)}] > \mathbb{E}[r_i^{(0)}]$  if  $\mathbf{v}_i = \mathbf{v}^{(1)}$ . Furthermore, suppose that all units prefer receiving the treatment to the control, the decision maker has access to data from a randomized control trial (RCT) with  $\mathcal{N}^{(0)} = \mathcal{N}^{(1)} = n/2$ , and that the distribution over units is such that  $\mathbb{P}(\mathbf{v}_i = \mathbf{v}^{(0)}) = \mathbb{P}(\mathbf{v}_i = \mathbf{v}^{(1)}) = 1/2$ , for  $i \leq n$ . Intuitively, all units with private type  $\mathbf{v}^{(0)}$  will have expected pre-treatment outcomes  $\mathbb{E}[\mathbf{y}_{pre}^{(0)}]$  and units with private type  $\mathbf{v}^{(1)}$  will have expected pre-treatment outcomes  $\mathbb{E}[\mathbf{y}_{pre}^{(1)}]$ . See Figure 6 for a visual depiction of such a setting. Now consider a decision maker who uses the RCT data to construct a synthetic interventions procedure, and uses it to assign interventions to  $m$  new units. If  $n$  is sufficiently large and the new units are not strategic, then under standard assumptions the above synthetic interventions procedure should assign the optimal interventions to new units with constant probability, as each sequence of pre-treatment outcomes  $\mathbf{y}_{i,pre}$  is a noisy observation of either  $\mathbb{E}[\mathbf{y}_{pre}^{(0)}]$  or  $\mathbb{E}[\mathbf{y}_{pre}^{(1)}]$ . However, if units are strategic and  $\|\mathbb{E}[\mathbf{y}_{pre}^{(1)}] - \mathbb{E}[\mathbf{y}_{pre}^{(0)}]\|_2 \leq \delta$ , then new units with private type  $\mathbf{v}^{(0)}$  will be able to modify their pre-treatment behavior according to Definition 2.2 to look like units with private type  $\mathbf{v}^{(1)}$ , which will cause the synthetic interventions procedure to assign intervention

$d = 1$  to those units with constant probability. Therefore with constant probability,

$$\frac{1}{m} \sum_{i=n+1}^{n+m} \left( \mathbb{E}[r_i^{(d_i)}] - \mathbb{E}[r_i^{(d_i^*)}] \right)^2 = \Omega(1)$$

when interventions are assigned using synthetic interventions, even as  $n, T, m \rightarrow \infty$ .

## B Proofs from Section 4: Strategyproof Interventions Under Latent Factor Models

**Lemma B.1** (Reward Reformulation). *If  $\sum_{t=T_0+1}^T \omega_t \cdot \mathbf{u}_t^{(d)} \in \text{span}(\{\mathbf{u}_1^{(0)}, \dots, \mathbf{u}_{T_0}^{(0)}\})$ , then  $r_i^{(d)}$  can be written as*

$$r_i^{(d)} = \langle \boldsymbol{\beta}^{(d)}, \mathbf{y}_{i,pre} \rangle,$$

where  $\boldsymbol{\beta}^{(d)} \in \mathbb{R}^{T_0}$ .

*Proof.* From Assumption 4.1 and Assumption 4.2,

$$r_i^{(d)} = \left\langle \sum_{t=T_0+1}^T \omega_t \cdot \mathbf{u}_t^{(d)}, \mathbf{v}_i \right\rangle.$$

Applying  $\sum_{t=T_0+1}^T \omega_t \cdot \mathbf{u}_t^{(d)} \in \text{span}(\{\mathbf{u}_1^{(0)}, \dots, \mathbf{u}_{T_0}^{(0)}\})$ ,

$$r_i^{(d)} = \left\langle \sum_{t=1}^{T_0} \beta_t^{(d)} \cdot \mathbf{u}_t^{(0)}, \mathbf{v}_i \right\rangle$$

for some  $\boldsymbol{\beta}^{(d)} = [\beta_1^{(d)}, \dots, \beta_{T_0}^{(d)}]^\top \in \mathbb{R}^{T_0}$ . □

## C Proofs from Section 4.1: Implications for Multi-Class Strategic Classification

We consider a setting in which a *principal* interacts with  $m$  strategic *agents*. Each agent  $i$  has a set of *initial* observable features<sup>6</sup>  $\mathbf{y}_i \in \mathcal{Y}$ . These features are privately observable by the agents and they are not revealed to the principal. Instead, the agents report potentially altered features  $\tilde{\mathbf{y}}_i \in \mathcal{Y}$  to the principal. Given observed features  $\tilde{\mathbf{y}}_i$ , the principal makes a *prediction*  $d_i$  from some set of possible *classes*  $\llbracket k \rrbracket_0$ . We assume that each agent has some true label  $d_i^*$ , and the principal receives reward 1 if  $d_i = d_i^*$  and reward 0 otherwise. In contrast to the principal's reward, we assume that each agent's reward  $r_i^A(d)$  is a function of the prediction alone, i.e.,  $r_i^A(d) = r^A(d), \forall i \in \llbracket m \rrbracket$ , and is known to the principal.

The principal's *policy*  $\pi : \mathcal{Y} \rightarrow \llbracket k \rrbracket_0$  is a mapping from observable features to predictions. In particular, given a set of training data consisting of  $\{(\mathbf{y}_i, d_i)\}_{i=1}^n$  pairs from  $n$  non-strategic agents, the goal of the principal is to deploy a policy which minimizes the *out-of-sample* error on  $m$  strategic units.

**Definition C.1** (Out-of-sample error). *The out-of-sample error of a policy  $\pi$  is defined as the empirical probability that  $\pi$  makes an incorrect prediction on the  $m$  test agents. Formally,*

$$\frac{1}{m} \sum_{i=n+1}^{n+m} \mathbb{1}\{d_i \neq d_i^*\}$$

<sup>6</sup>Our notation is different than the standard one adopted in the strategic classification literature in order to match our notation from the rest of the paper.

**Protocol: Multi-class strategic classification**

1. Using historical data collected from  $n$  non-strategic agents, the principal learns and publicly commits to an assessment policy  $\pi : \mathcal{Y} \rightarrow \llbracket k \rrbracket_0$
2.  $m$  new agents arrive and strategically modify their observable features from  $\mathbf{y}_i$  to  $\tilde{\mathbf{y}}_i$  according to Assumption C.2, for  $i \in \{n+1, \dots, n+m\}$
3. Principal observes  $\tilde{\mathbf{y}}_i$  and assigns prediction  $d_i = \pi(\tilde{\mathbf{y}}_i)$  to agent  $i$
4. Principal receives reward  $r_i^{(d_i)} = \mathbb{1}\{d_i = d_i^*\}$

Figure 7: Summary of the multi-class strategic classification setting we consider.

Given a principal policy  $\pi$ , it is natural for an agent to modify their observable features in a way which maximizes their reward. Specifically, we assume that agent  $i$  strategically modifies their observable features based on the principal’s policy, subject to a constraint on the amount of modification which is possible. In addition to being a common assumption in the literature (similar assumptions are made in, e.g., Chen et al. [2020], Kleinberg and Raghavan [2020], Harris et al. [2021b]), this *budget* constraint on the amount an agent can modify their features reflects the fact that agents have inherent constraints on the amount of time and resources they can spend on modification.

**Assumption C.2** (Agent Best Response). *We assume that agent  $i$  best-responds to the principal’s policy  $\pi$  in order to maximize their expected reward, subject to the constraint that their modified observable features  $\tilde{\mathbf{y}}_i$  are within an  $\ell_2$  ball of radius  $\delta$  of their initial observable features  $\mathbf{y}_i$ . Formally, we assume that agent  $i$  solves the following optimization to determine their modified observable features:*

$$\begin{aligned} \tilde{\mathbf{y}}_i &\in \arg \max_{\hat{\mathbf{y}}_i \in \mathcal{Y}} r^A(\pi(\hat{\mathbf{y}}_i)) \\ \text{s.t. } &\|\hat{\mathbf{y}}_i - \mathbf{y}_i\|_2 \leq \delta \end{aligned}$$

Furthermore, we assume that if an agent is indifferent between modifying their observable features and not modifying, they choose not to modify. See Figure 7 for a summary of the setting we consider. We are now ready to present our main result for multi-class strategic classification, which follows straightforwardly from Theorem 4.6.

**Corollary C.3.** *Suppose  $\mathcal{Y} = \mathbb{R}^2$ ,  $k = 3$ , and  $r^A(2) > r^A(1) = r^A(0)$ . For the following labeling over  $\mathcal{Y}$ , there exists a distribution over agents such that no policy can achieve perfect classification if agents strategically modify according to Assumption C.2.*

$$d_i^* = \begin{cases} 0 & \text{if } \langle \beta_{10}, \mathbf{y}_i \rangle < 0 \text{ and } \langle \beta_{20}, \mathbf{y}_i \rangle < 0 \\ 1 & \text{if } \langle \beta_{21}, \mathbf{y}_i \rangle < 0 \text{ and } \langle \beta_{10}, \mathbf{y}_i \rangle \geq 0 \\ 2 & \text{if } \langle \beta_{21}, \mathbf{y}_i \rangle \geq 0 \text{ and } \langle \beta_{20}, \mathbf{y}_i \rangle \geq 0 \end{cases}$$

where  $\beta_{20} = [1 \ 0.5]^\top$ ,  $\beta_{21} = [-1 \ 0.5]^\top$ , and  $\beta_{10} = [2 \ 0]^\top$ .

## D Further Background on Principal Component Regression

**Principal component regression** We first describe the basics of PCR, using the notation of our setting. Let

$$Y_{pre}^{(d)} := [\mathbf{y}_{i,pre}^\top : i \in \mathcal{N}^{(d)}] \in \mathbb{R}^{n^{(d)} \times T_0}$$

and

$$Y'_{pre} := [\mathbf{y}_{n+i,pre}^\top : i \in \llbracket m \rrbracket] \in \mathbb{R}^{m \times T_0}.$$

Denote the singular value decomposition of  $Y_{pre}^{(d)}$  as

$$Y_{pre}^{(d)} = \sum_{l=1}^{n^{(d)} \wedge T_0} s_l^{(d)} \hat{\mathbf{u}}_l^{(d)} (\hat{\mathbf{v}}_l^{(d)})^\top,$$

where  $s_l^{(d)} \in \mathbb{R}$  is the  $l$ -th singular value,  $\hat{\mathbf{u}}_l^{(d)} \in \mathbb{R}^{n^{(d)}}$  is the  $l$ -th left singular vector, and  $\hat{\mathbf{v}}_l^{(d)} \in \mathbb{R}^{T_0}$  is the  $l$ -th right singular vector. Denote the vector of observed principal rewards under intervention  $d$  as

$$\mathbf{r}^{(d)} := [r_i^{(d)} : i \in \mathcal{N}^{(d)}]^\top \in \mathbb{R}^{n^{(d)}}.$$

For a given hyperparameter  $p \leq n^{(d)} \wedge T_0$ , we can use PCR to estimate  $\boldsymbol{\beta}^{(d)}$  as

$$\hat{\boldsymbol{\beta}}^{(d)} := \left( \sum_{l=1}^p \frac{1}{s_l^{(d)}} \hat{\mathbf{v}}_l^{(d)} (\hat{\mathbf{u}}_l^{(d)})^\top \right) \hat{\mathbf{r}}^{(d)}.$$

In order to perform out-of-sample prediction, PCR first de-noises  $Y'_{pre}$  by computing

$$Y'_{pre} = \sum_{l=1}^p s_l \hat{\mathbf{u}}_l \hat{\mathbf{v}}_l^\top, \quad \text{where } Y'_{pre} = \sum_{l=1}^{m \wedge T_0} s_l \hat{\mathbf{u}}_l \hat{\mathbf{v}}_l^\top.$$

Principal rewards are then estimated as  $\hat{\mathbf{r}}^{(d)} := \hat{Y}'_{pre} \hat{\boldsymbol{\beta}}^{(d)}$ .

Notation of Agarwal et al. [2021b]	Our Notation
$C_{noise}$	$C_{noise}$
$n$	$n^{(d)}$
$m$	$m$
$r$	$s$
$r'$	$s$
$\rho$	1
$p$	$T_0$
$\boldsymbol{\beta}^*$	$\boldsymbol{\beta}^{(d)}$
$b$	$T - T_0$
$X$	$\mathbb{E}[Y_{pre}^{(d)}]$
$X'$	$\mathbb{E}[Y'_{pre}]$
$Z$	$Y_{pre} d$
$Z'$	$Y'_{pre}$
$\mathbf{y}$	$\mathbb{E}[\mathbf{r}^{(d)}]$

Table 2: A summary of the main notational differences between our setting and that of Agarwal et al. [2021b].

We now restate the out-of-sample prediction results for PCR of Agarwal et al. [2021b], using the notation of our setting. See Table 2 for a summary of the key similarities/differences in our notation. Let  $\text{snr}^{(d)}$  denote the ‘‘signal-to-noise’’ ratio of  $\mathbb{E}[Y_{pre}^{(d)}]$ , defined as

$$\text{snr}^{(d)} := \frac{s_s^{(d)}}{\sqrt{n^{(d)} + \sqrt{T_0}}},$$

where  $s_s^{(d)}$  is the smallest non-zero singular value of  $Y_{pre}^{(d)}$ . Similarly, we can define the signal-to-noise ratio of  $\mathbb{E}[Y'_{pre}]$  as

$$\text{snr}_{test} := \frac{s_s}{\sqrt{m + \sqrt{T_0}}},$$

where  $s_s$  is the smallest non-zero singular value of  $\mathbb{E}[Y'_{pre}]$ .

**Theorem D.1** (Agarwal et al. [2021b]). *Let Assumption 4.1 and Assumption E.2 hold. Consider  $\boldsymbol{\beta}^{(d)} \in \text{rowspan}(\mathbb{E}[Y_{pre}^{(d)}])$  and PCR with  $p = r$ . Let (i)  $\text{snr}^{(d)} \geq C_{noise}$ , (ii)  $\|\boldsymbol{\beta}^{(d)}\|_2 = \Omega(1)$ , (iii)  $\|\boldsymbol{\beta}^{(d)}\|_1 = \mathcal{O}(\sqrt{T_0})$ . Then with probability at least  $1 - \mathcal{O}(1/((n^{(d)} \wedge m)T_0)^{10})$ ,*

$$MSE_{test} := \frac{1}{m} \sum_{i=n+1}^{n+m} \left( \widehat{r}_i^{(d)} - \mathbb{E}[r_i^{(d)}] \right)^2 \leq C_{noise} \log((n^{(d)} \wedge m)T_0) \cdot \left( \frac{s(1 \vee \frac{T_0}{m}) \|\boldsymbol{\beta}^{(d)}\|_1^2}{(\text{snr}^{(d)})^2} + \frac{s(n^{(d)} \vee T_0) \|\boldsymbol{\beta}^{(d)}\|_1^2}{(\text{snr}^{(d)})^4} + \frac{s \|\boldsymbol{\beta}^{(d)}\|_1^2}{\text{snr}_{test}^2 \wedge m} + \frac{\sqrt{n^{(d)}} \|\boldsymbol{\beta}^{(d)}\|_1}{(\text{snr}^{(d)})^2} \right),$$

where  $\widehat{r}_i^{(d)} := \langle \widehat{\boldsymbol{\beta}}^{(d)}, \mathbf{y}_{i,pre} \rangle$  and  $C_{noise}$  depends only on constants related to noise terms. Furthermore,

$$\mathbb{E}[MSE_{test}] \leq C_{noise} s \log((n^{(d)} \wedge m)T_0) \left( \frac{1 \vee \frac{T_0}{m}}{(\text{snr}^{(d)})^2} + \frac{n^{(d)} \vee T_0}{(\text{snr}^{(d)})^4} + \frac{1}{\text{snr}_{test}^2 \wedge m} \right) \|\boldsymbol{\beta}^{(d)}\|_1^2 + \frac{C(T - T_0)^2}{((n^{(d)} \wedge m)T_0)^{10}}$$

for some  $C > 0$ .

**Corollary D.2** (Agarwal et al. [2021b]). *Let the setup of Theorem D.1 hold. Further, let Assumption E.3 hold. Then with probability at least  $1 - \mathcal{O}(1/((n^{(d)} \wedge m)T_0)^{10})$ ,*

$$MSE_{test} \leq C_{noise} s^3 \log((n^{(d)} \wedge m)T_0) \cdot \left( \left( \frac{1 \vee \frac{T_0}{m}}{n^{(d)} \wedge T_0} + \frac{n^{(d)} \vee T_0}{(n^{(d)} \wedge T_0)^2} + \frac{1}{m} \right) \|\boldsymbol{\beta}^{(d)}\|_1^2 + \left( \frac{\sqrt{n^{(d)}}}{n^{(d)} \wedge T_0} \right) \|\boldsymbol{\beta}^{(d)}\|_1 \right).$$

Further,

$$\mathbb{E}[MSE_{test}] \leq C_{noise} s^3 \log((n^{(d)} \wedge m)T_0) \cdot \left( \frac{1 \vee \frac{T_0}{m}}{n^{(d)} \wedge T_0} + \frac{n^{(d)} \vee T_0}{(n^{(d)} \wedge T_0)^2} + \frac{1}{m} \right) \|\boldsymbol{\beta}^{(d)}\|_1^2 + \frac{C(T - T_0)^2}{((n^{(d)} \wedge m)T_0)^{10}}$$

## E Proofs from Section 5: Learning Strategy-Proof Intervention Policies

**Theorem E.1.** *The procedure of Algorithm 2 achieves expected out-of-sample performance*

$$\frac{1}{m} \sum_{i=n+1}^{n+m} \left( \mathbb{E}[r_i^{(d_i^A)}] - \mathbb{E}[r_i^{(d_i^*)}] \right)^2 \leq \frac{k^2}{m} \max_{d \in [k]_0} \sum_{i=n+1}^{n+m} \left( \widehat{r}_i^{(d)} - \mathbb{E}[r_i^{(d)}] \right)^2$$

with probability at least  $1 - \alpha$ , where  $\widehat{r}_i^{(d)} := \langle \widehat{\boldsymbol{\beta}}^{(d)}, \mathbf{y}_{i,pre} \rangle$  is the estimated reward of assigning intervention  $d$  if unit  $i$  is truthful.

*Proof.* If  $d_i^A = d_i^*$ , then  $\mathbb{E}[r_i^{(d_i^A)}] - \mathbb{E}[r_i^{(d_i^*)}] = 0$ . If  $d_i^A \neq d_i^*$ , we know that

$$\mathbb{E}[r_i^{(d_i^*)}] - |\widehat{r}_i^{(d_i^*)} - \mathbb{E}[r_i^{(d_i^*)}]| \leq \widehat{r}_i^{(d_i^*)} \leq \widehat{r}_i^{(d_i^A)} \leq \mathbb{E}[r_i^{(d_i^A)}] + |\widehat{r}_i^{(d_i^A)} - \mathbb{E}[r_i^{(d_i^A)}]|.$$

Therefore,

$$\begin{aligned}
\frac{1}{m} \sum_{i=n+1}^{n+m} \left( \mathbb{E}[r_i^{(d^A)}] - \mathbb{E}[r_i^{(d^*)}] \right)^2 &\leq \frac{1}{m} \sum_{i=n+1}^{n+m} \left( |\widehat{r}_i^{(d^A)} - \mathbb{E}[r_i^{(d^A)}]| + |\widehat{r}_i^{(d^*)} - \mathbb{E}[r_i^{(d^*)}]| \right)^2 \\
&\leq \frac{1}{m} \sum_{i=n+1}^{n+m} \left( \sum_{d=0}^{k-1} |\widehat{r}_i^{(d)} - \mathbb{E}[r_i^{(d)}]| \right)^2 \\
&= \frac{1}{m} \sum_{i=n+1}^{n+m} \left( \sum_{d=0}^{k-1} (\widehat{r}_i^{(d)} - \mathbb{E}[r_i^{(d)}])^2 \right. \\
&\quad \left. + \sum_{d=0}^{k-1} \sum_{d'=0, d' \neq d}^{k-1} |\widehat{r}_i^{(d)} - \mathbb{E}[r_i^{(d)}]| |\widehat{r}_i^{(d')} - \mathbb{E}[r_i^{(d')}]| \right) \\
&\leq \frac{k^2}{m} \max_{d \in \llbracket k \rrbracket_0} \sum_{i=n+1}^{n+m} \left( \widehat{r}_i^{(d)} - \mathbb{E}[r_i^{(d)}] \right)^2
\end{aligned}$$

□

In order to leverage the out-of-sample guarantees for PCR, we make the following two assumptions on  $\{\mathbb{E}[Y_{pre}^{(d)}]\}_{d=0}^{k-1}$  and  $\mathbb{E}[Y'_{pre}]$  (as defined in Appendix D).

**Assumption E.2** (Subspace Inclusion). *The rowspace of  $\mathbb{E}[Y'_{pre}]$  is contained within that of  $\mathbb{E}[Y_{pre}^{(d)}]$ , for all  $d \in \llbracket k \rrbracket_0$ .*

Assumption E.2 can be thought of as a sufficient condition for “causal transportability” from the  $n$  training units to the  $m$  out-of-sample units. Next we impose a condition on the singular values of  $\mathbb{E}[Y_{pre}^{(0)}]$  and  $\mathbb{E}[Y_{pre}^{(1)}]$ , although this assumption is not strictly necessary for the PCR results of Agarwal et al. [2021b] to apply. See Corollary E.5 for a more general result which does not require Assumption E.3, albeit at the cost of generally worse rates.

**Assumption E.3** (Balanced Spectra). *For all  $d \in \llbracket k \rrbracket_0$ , the  $s$  non-zero singular values  $\{s_l^{(d)}\}_{l=1}^r$  of  $\mathbb{E}[Y_{pre}^{(d)}]$  satisfy  $s_l^{(d)} = \Theta(\sqrt{n^{(d)}T_0}/s)$  for  $l \in \llbracket s \rrbracket$ . The  $s$  non-zero singular values  $\{s'_l\}_{l=1}^s$  of  $\mathbb{E}[Y'_{pre}]$  satisfy  $s'_l = \Theta(\sqrt{mT_0}/s)$  for  $l \in \llbracket s \rrbracket$ .*

We are now ready to state our formal result for the convergence rates of Algorithm 2 using PCR. An analogous bound may be obtained for Algorithm 1.

**Corollary E.4.** *Consider  $\beta^{(d)} \in \text{rowspan}(\mathbb{E}[Y_{pre}^{(d)}])$  for  $d \in \llbracket k \rrbracket_0$  and the procedure of Algorithm 2, where  $\{\widehat{\beta}^{(d)}\}_{d=0}^{k-1}$  are given by PCR with  $p = s$ . Let  $\|\beta^{(d)}\|_2 = \Omega(1)$  and  $\|\beta^{(d)}\|_1 = \mathcal{O}(\sqrt{T_0})$  for all  $d \in \llbracket k \rrbracket_0$ . If Assumptions 5.1 (latent factor model), 5.4 (expected reward gap), E.2 (subspace inclusion), E.3 (balanced spectra) hold, then with probability at least  $1 - \mathcal{O}(\alpha + \sum_{d=0}^{k-1} ((n^{(d)} \wedge m)T_0)^{-10})$ ,*

$$\begin{aligned}
\frac{1}{m} \sum_{i=n+1}^{n+m} \left( \mathbb{E}[r_i^{(d^A)}] - \mathbb{E}[r_i^{(d^*)}] \right)^2 &\leq k^2 \max_{d \in \llbracket k \rrbracket_0} C_{noise} s^3 \log((n^{(d)} \wedge m)T_0) \\
&\cdot \left( \left( \frac{1 \vee \frac{T_0}{m}}{n^{(d)} \wedge T_0} + \frac{n^{(d)} \vee T_0}{(n^{(d)} \wedge T_0)^2} + \frac{1}{m} \right) \|\beta^{(d)}\|_1^2 + \left( \frac{\sqrt{n^{(d)}}}{n^{(d)} \wedge T_0} \right) \|\beta^{(d)}\|_1 \right)
\end{aligned}$$

**Corollary E.5.** *Consider the setting of Section 4,  $\beta^{(d)} \in \text{rowspan}(\mathbb{E}[Y_{pre}^{(d)}])$  for  $d \in \llbracket k \rrbracket_0$ , and the procedure of Algorithm 1, where  $\{\widehat{\beta}^{(d)}\}_{d=0}^{k-1}$  are given by PCR with  $p = s$ . Let  $\|\beta^{(d)}\|_2 = \Omega(1)$*

and  $\|\boldsymbol{\beta}^{(d)}\|_1 = \mathcal{O}(\sqrt{T_0})$  for  $d \in \llbracket k \rrbracket_0$ . If Assumptions 5.1, 5.4, and E.2 hold, then with probability at least  $1 - \mathcal{O}(\alpha + \sum_{d=0}^{k-1} ((n^{(d)} \wedge m)T_0)^{-10})$ ,

$$\begin{aligned} & \frac{1}{m} \sum_{i=n+1}^{n+m} \left( \mathbb{E}[r_i^{(d_i^A)}] - \mathbb{E}[r_i^{(d_i^*)}] \right)^2 \leq k^2 \max_{d \in \llbracket k \rrbracket_0} C_{noise} \\ & \cdot \log((n^{(d)} \wedge m)T_0) \left( \frac{s(1 \vee \frac{T_0}{m})\|\boldsymbol{\beta}^{(d)}\|_1^2}{\text{snr}^2} + \frac{s(n^{(d)} \vee T_0)\|\boldsymbol{\beta}^{(d)}\|_1^2}{\text{snr}^4} + \frac{s\|\boldsymbol{\beta}^{(d)}\|_1^2}{\text{snr}_{test}^2 \wedge m} + \frac{\sqrt{n^{(d)}}\|\boldsymbol{\beta}^{(d)}\|_1}{\text{snr}^2} \right) \end{aligned}$$

The proof of Corollary E.5 follows from applying Theorem D.1 to Theorem E.1.