

Identifiability of nonlinear ODE Models with Time-Varying Parameters: the General Analytical Solution and Applications in Viral Dynamics

Agostino Martinelli¹

November 28, 2022

¹A. Martinelli is with INRIA Rhone Alpes, Montbonnot, France e-mail: agostino.martinelli@inria.fr

Contents

1	Introduction	3
2	Basic definitions and operations	6
2.1	System characterization	6
2.2	Problem statement	7
2.2.1	Observability analysis	7
2.2.2	Identifiability analysis	7
2.3	Basic algebraic operations and notions	7
2.4	Minimal Invariant codistributions and distributions	9
2.5	Unknown input degree of reconstructability	10
2.6	Definition of the case study	10
3	Systematic procedure to perform the observability analysis	12
3.1	Basic operations in Algorithm 1	12
3.1.1	$\text{deg}_w(\Omega)$ operation	12
3.1.2	$\mathcal{S}(\Sigma, \Omega)$ operation	12
3.1.3	$\mathcal{R}(\Sigma, \lambda_1, \dots, \lambda_m)$ operation	14
3.1.4	$\mathcal{A}(\Sigma, m)$ operation	14
3.2	Algorithm 1 for systems canonic with respect to the unknown inputs	15
3.2.1	μ and ν	15
3.2.2	\hat{g}^α	15
3.2.3	The codistribution $\tilde{\mathcal{O}}$	16
3.2.4	Final step	16
3.3	Algorithm 1 for systems that are not in canonical form	16
3.3.1	${}^m\mu$ and ${}^m\nu$	16
3.3.2	${}^m\hat{g}^\alpha$	17
3.3.3	$\hat{k}^m = s_x^m + r^m$	17
3.4	Illustration by the case study	18
4	Systematic procedure to perform the identifiability analysis	21
4.1	Identifiability when the state is observable	21
4.2	Unobservability of the State, State Symmetries and Indistinguishable States . . .	23
4.3	Identifiability for any system	23
4.3.1	Unknown input symmetries due to the system non canonicity	24
4.3.2	Possible unknown input symmetries due to the state unobservability . . .	24
4.3.3	The systematic procedure	25
4.4	Illustration by the case study	26
4.4.1	Symmetries and Indistinguishable states	26
4.4.2	Characterization by an observable state	27
4.4.3	Identifiability	28
5	Indistinguishable states and indistinguishable unknown inputs	30
5.1	Illustration by the case study	32

6	HIV infection	33
6.1	Observability analysis	34
6.2	Symmetries and indistinguishable states	35
6.3	Characterization by an observable state	36
6.4	Identifiability analysis	36
6.5	Indistinguishable states and unknown inputs	37
6.6	Comparison with the state of the art results	38
6.7	Minimal external information	42
7	Compartmental SEIAR model of the epidemic dynamics of Covid-19	43
7.1	Observability analysis	44
7.2	Symmetries and indistinguishable states	45
7.2.1	First symmetry	45
7.2.2	Second symmetry	46
7.3	Characterization by an observable state	47
7.4	Identifiability analysis	47
7.4.1	First symmetry	48
7.4.2	Second symmetry	48
7.5	Indistinguishable states and unknown inputs	49
7.5.1	First set of solutions	49
7.5.2	Second set of solutions	50
7.6	Numerical results	51
7.6.1	$\beta = 1$	52
7.6.2	$\beta(t) = \cos\left(\frac{\pi}{400}t\right)$	55
8	Conclusion	58
8.1	First contribution	58
8.2	Second contribution	58
8.3	Third contribution	59
8.4	Fourth contribution	59
A	Proof of Theorem 4.2	61
B	Proof of Theorem 4.3	63

Abstract

Identifiability is a structural property of any ODE model characterized by a set of unknown parameters. It describes the possibility of determining the values of these parameters from fusing the observations of the system inputs and outputs. This paper finds the general analytical solution of this fundamental problem and, based on this, provides a general and automated analytical method to determine the identifiability of the unknown parameters. In particular, the method can handle any model, regardless of its complexity and type of non-linearity, and provides the identifiability of the parameters even when they are time-varying. In addition, it is automatic as it simply needs to follow the steps of a systematic procedure that only requires to perform the calculation of derivatives and matrix ranks. Time-varying parameters are treated as unknown inputs and their identification is based on the very recent analytical solution of the unknown input observability problem, recently published on this journal. The method is used to determine the identifiability of the unknown time-varying parameters that characterize two non-linear models in the field of viral dynamics (HIV and Covid-19). New fundamental properties that characterize these viral models are determined and discussed in detail through a comparison with the state-of-the-art results. In particular, regarding the very popular HIV ODE model here investigated, the method automatically finds a new important result that is in contrast with the results in the current literature.

Keywords: Structural Identifiability; System Identification; Nonlinear observability; Unknown Input Observability; Unknown Input Reconstruction; Viral dynamics; HIV dynamics; Covid-19 dynamics

Highlights

1. Algorithm that solves the most general Unknown Input Observability problem usable by a non specialist user.
2. Algorithm that determines the time-varying parameter identifiability of any ODE model
3. Determination of the continuous transformations (one parameter Lie groups) which allow us to construct the set of indistinguishable states and indistinguishable unknown inputs in the presence of unobservability and unidentifiability.
4. Observability and identifiability of a very popular HIV model and a Covid-19 model
5. Detection of errors in the state of the art about the HIV ODE model identifiability

Chapter 1

Introduction

Ordinary Differential Equations (ODEs) are used to model a plethora of phenomena in many scientific domains, ranging from the natural and applied sciences up to the social sciences.

An ODE model is characterized by a state that consists of several scalar quantities. Its time evolution is precisely described by a set of ordinary differential equations (one per each state component). In addition to the state components, an ODE model can also include a set of parameters which may be known or unknown. Finally, an ODE model is characterized by a set of outputs and, very often, by a set of inputs. The inputs are functions of time that act on the state dynamics and that can be assigned (with some restrictions that depend on the specific case). The outputs are available quantities and can be expressed in terms of the state and, in some cases, also in terms of the above inputs and the above model parameters.

State observability and *parameter identifiability* are two structural properties of an ODE model. The former characterizes the possibility of inferring the values that the state components take, starting from the knowledge of the system inputs and outputs (e.g., [1, 2, 3, 4, 5]). The latter characterizes the possibility of inferring the values of the model parameters, again, from the knowledge of the system inputs and outputs (e.g., [6, 7, 8, 9]).

An ODE model may also include the presence of *unknown* inputs, i.e., inputs that act on the system dynamics precisely as the aforementioned inputs. However, they differ from them because they are unknown. From a mathematical point of view, an unknown input plays exactly the same role of an unknown time-varying parameter. In the literature, the possibility of inferring their values has been called in different manners: *input observability*, *input reconstruction*, and sometimes *system invertibility* (e.g., [10, 11, 12, 13, 14, 15, 16, 17]).

Throughout this paper, we adopt the following terminology. *Observability* refers to the components of the state. *Unknown Input Observability* (abbreviated UIO) still refers only to the state components, but when the ODE model also includes the presence of unknown inputs (or time-varying parameters). *Identifiability* refers to all the unknown parameters. When a parameter is time-varying we also use the term *unknown input reconstruction* to mean its identifiability.

We emphasize that the identifiability of constant parameters can be addressed using methods to study observability (e.g., through the use of the observability rank condition, [3, 4], when the system does not contain unknown time-varying parameters). Indeed, the time evolution of a constant parameter is trivially known (its time derivative vanishes, by definition). As a result, by including it in the state, we get a new ODE model in which the presence of this parameter is eliminated as it has become a component of the state (see the last paragraph of Section 2.2). In the presence of time-varying unknown parameters, the same approach does not provide the same immediate result. If a time-varying parameter is included in the state, the resulting ODE model will be characterized by a new unknown parameter, which is its time derivative (in general time-varying).

ODE identifiability analysis is present in a large variety of scientific domains and several interesting methods have been proposed. An exhaustive review of the methods proposed up to 2011 can be found in [18]. Some of these methods are very interesting and, in many cases, they can successfully be used to detect all the identifiability properties of a given ODE model. However, they have the following fundamental limitations:

- They are not general. They are based on several properties that sometimes cannot be

exploited in the presence of a given type of system nonlinearity (i.e., a given function f and/or h in Equation (2.1)).

- They cannot be executed automatically. In most of cases, they must be adapted to the specific case under investigation and this adjustment requires inventiveness by the user. In particular, this process cannot be carried out by simply following the steps of a systematic procedure (e.g., by running a code without human intervention).

The above limitations become particularly relevant in the case of time-varying parameters where, in some cases, these methods can also provide wrong results (in our study about the identifiability of the ODE HIV model given in Chapter 6, we obtain results that contradict the ones available in the state of the art, which are obtained by using one of these methods).

In the last decade, thanks to the progress in UIO, several new interesting approaches have been proposed. Specifically, the nonlinear UIO problem was approached by introducing an extended state that includes the original state together with the unknown inputs and their time derivatives up to a given order [19, 20, 21, 22, 23]. In [21, 22, 23], this was used to study the identifiability of the unknown time-varying parameters. In particular, in [21, 22, 23], several automatic iterative algorithms were introduced. These algorithms work automatically and are able to check the identifiability of time-varying parameters. On the other hand, they suffer from the following limitations:

- They do not converge, automatically. In particular, at each iterative step, the state is extended by including new time derivatives of the unknown inputs. Consequently, if the extended state is observable at a given step, convergence is achieved. However, if this were not the case, we can never exclude that, at a later step, the extended state becomes observable. Therefore, in the presence of unobservability, all these algorithms remain inconclusive.
- Due to the previous state augmentation, the computational burden can easily become prohibitive after a few steps.

Very recently, we introduced the analytical solution of the nonlinear UIO [24], starting from the results/derivations presented in [25]. In particular, the algorithm introduced in [24] does not encounter the aforementioned limitations and provides a full answer to the problem of the state observability for any nonlinear ODE model, in the presence of unknown inputs (or time-varying parameters). On the other hand, the algorithm introduced in [24] deals with the observability of the state and not with the identifiability of the time-varying parameters. In [24], we exploited this analytical solution to provide a preliminary result also about the identifiability of the time-varying parameters (unknown input reconstruction). One of the goals of this paper is the extension of this preliminary and partial result, and the introduction of a complete systematic procedure to study the identifiability of the time-varying parameters. Then, we adopt this systematic procedure to study the identifiability of a very popular HIV model (e.g., [18, 21, 27, 28, 29]) and a Covid-19 model [30, 31].

The contributions of this paper are the following four:

1. Compact presentation of the analytical solution introduced in [24] in order to make it usable by a non specialist user (Chapter 3).
2. Introduction of the systematic procedure to determine the identifiability of all the time-varying parameters of any ODE model (Chapter 4).
3. Determination of the continuous transformations (one parameter Lie groups) that allow us to build the set of indistinguishable states and indistinguishable unknown inputs in the presence of unobservability and unidentifiability (Chapter 5 and, in particular, the two systems of differential equations in (5.5) and (5.6)).
4. Determination of the observability and the identifiability properties of a very popular HIV model and a Covid-19 model (Chapters 6, and 7, respectively), obtained by using the three above contributions.

Note that the first two contributions consist of two systematic procedures that fully allow us to perform the observability analysis and the identifiability analysis, respectively. Specifically, they are Algorithm 1 in Chapter 3 and Algorithm 4 in Chapter 4. In other words, given any nonlinear system, we can obtain the observability of the state and the identifiability of the parameters by simply following the steps of these systematic procedures.

In contrast, the third contribution does not consist of a systematic procedure. In particular, all that can be done automatically is the determination of the set of differential equations in (5.5) and (5.6) and the determination of the analytical solution of (5.5), which is trivial. However, the method to solve (5.6) depends on the specific case and it may also be not possible to obtain an analytical solution. Note that this third contribution is unnecessary for the observability and the identifiability analyses (which are fully achieved by running Algorithm 1 and Algorithm 4, respectively). On the other hand, the determination of the analytical solution of (5.6), when possible, provides very useful insights and additional very interesting properties of the ODE model under investigation.

Regarding the fourth contribution, our results improve previous results in the state of the art. In particular, in both cases, Algorithm 4 automatically provides the unidentifiability of the time-varying parameter (for the HIV model this result is in contrast with the state of the art). In other words, in both cases, the time-varying parameters cannot be uniquely identified. In addition, for these ODE models, it is possible to obtain an analytical solution of the differential equation in (5.6). This allows us to determine indistinguishable unknown inputs that agree with the same outputs of the model (these models do not contain known inputs and, consequently, the only source of information about the state and the model parameters comes from the outputs). Regarding the HIV ODE model, in Section 6.6 we use a data set available in the literature and, by using the solution of (5.6), we generate infinite different unknown inputs that produce the same outputs, starting from the true unknown input and the true states. This unequivocally shows the unidentifiability of the system, in contrast with the results available in the state of the art. Finally, we determine the minimal external information (external to the knowledge of the outputs) requested to uniquely determine the system parameters. In Section 7.6, we perform a similar analysis for the Covid-19 ODE model here investigated.

The paper is organized as follows. Chapter 2 provides a basic mathematical characterization of the problem together with basic mathematical concepts and definitions. It also introduces an elementary and illustrative example from robotics (from now on, the *case study*). We refer to the case study throughout all the paper to better illustrate all the theoretical concepts and the analytical procedures here introduced. In particular, each section ends with a subsection where the theoretical concepts provided by the section are applied to the case study. Chapter 3 provides a summary of our recent solution of the nonlinear UIO introduced in [24]. Chapter 4 introduces the systematic procedure to obtain the identifiability of any ODE model (i.e., Algorithm 4). Chapter 5 introduces the set of differential equations to generate indistinguishable unknown inputs and initial states, simultaneously (i.e., Equations (5.5) and (5.6)). Chapters 6, and 7 investigate the HIV model discussed in [18, 21, 27, 28, 29], and the Covid-19 model introduced in [30, 31]. Finally, Chapter 8 provides our conclusion.

Chapter 2

Basic definitions and operations

2.1 System characterization

We start from the following very general ODE model:

$$\begin{cases} \dot{X} &= f(X(t), t, U(t), Q, W(t)) \\ y &= h(X(t), t, U(t), Q, W(t)), \end{cases} \quad (2.1)$$

where: $X(t) \in \mathbb{R}^m$ is the state¹, $y(t) \in \mathbb{R}^p$ the output vector, $U(t) \in \mathbb{R}^{m_u}$ the known system input vector, $Q \in \mathbb{R}^q$ the set of the unknown constant parameters, and $W(t) \in \mathbb{R}^{m_w}$ the set of the unknown parameters that depend on time. Note that $W(t)$ can be regarded as a system input vector that, precisely as $U(t)$, acts on the system dynamics. However, it differs from $U(t)$ in two fundamental respects: (i) it cannot be assigned, and (ii) it is unknown.

The problem that we solve in this paper is the introduction of the analytic condition that fully characterizes the identifiability of the system parameters, both constant and time-varying. This is obtained by exploiting recent results on the unknown input observability problem. To exploit these results, instead of (2.1) we adopt the following system characterization:

$$\begin{cases} \dot{x} &= g^0(x, t) + \sum_{k=1}^{m_u} f^k(x, t) u_k(t) + \sum_{j=1}^{m_w} g^j(x, t) w_j(t) \\ y &= [h_1(x, t), \dots, h_p(x, t)], \end{cases} \quad (2.2)$$

where:

- $x \in \mathbb{R}^n$ is the state.
- $y \in \mathbb{R}^p$ is the output vector.
- $u_1(t), \dots, u_{m_u}(t)$ are the known inputs.
- $w_1(t), \dots, w_{m_w}(t)$ are the unknown inputs or the unknown time-varying parameters.
- $f^1, \dots, f^{m_u}, g^0, g^1, \dots, g^{m_w}$ are $m_u + m_w + 1$ vector fields, which are assumed to be smooth functions of x and t .

From now on, we denote the system in (2.2) by Σ . Note that the above characterization can easily account for the presence of constant parameters (Q) by including all of them in the state x and by suitably setting $f^1, \dots, f^{m_u}, g^0, g^1, \dots, g^{m_w}$, namely, by setting to zero all their components that yield \dot{Q} in (2.2). Note that many nonlinear systems have the structure in (2.2). When this is not directly the case, it is possible to easily convert (2.1) to (2.2). This is obtained by setting $u(t) = \dot{U}$, $w(t) = \dot{W}$ (with $u = [u_1, \dots, u_{m_u}]$ and $w = [w_1, \dots, w_{m_w}]$) and by including $U(t)$, $W(t)$ and Q in the state (i.e., $x = [X^T, U^T, W^T, Q^T]^T$). In the rest of this paper, we directly refer to the characterization given in (2.2).

¹In general, instead of \mathbb{R}^m , the state belongs to a differential manifold of dimension m . This also holds for the other quantities that appear in (2.1) (and also in (2.2)), with the appropriate dimension. In this paper, for the sake of simplicity, we avoid the concept of differential manifold (the reader familiar with this concept can simply replace the Euclidean space of a given dimension with the differential manifold of the same dimension).

2.2 Problem statement

Given the system characterized by (2.2) (which is equivalent to (2.1)), the problem we solve in this paper is the introduction of the systematic procedures to automatically perform the observability analysis and the identifiability analysis.

2.2.1 Observability analysis

As we mentioned in the introduction, the paper summarizes (Chapter 3) the solution introduced in our previous paper [24]. The solution provides the analytical condition to easily check whether the state that characterizes the system in (2.2) is observable or not. It actually tells us more than this. It builds the entire observation space, i.e., the set of all the observable functions. An observable function is a scalar function of the state x whose value, at a given time t_0 , can be expressed in terms of the values that the known inputs and the system outputs take on a given time interval that includes t_0 ². In practice, even when the state is unobservable, the solution here summarized provides all the functions of the state that are observable. For instance, let us suppose to have a vehicle that moves on a plane and let us suppose that, with respect to a reference frame, we cannot obtain from the inputs and the outputs its Cartesian coordinates (x_1, x_2) but we can obtain its distance from the origin. If the state x that characterizes this system contains x_1 and x_2 , the state is unobservable. However, the function of the state $\theta(x) := \sqrt{x_1^2 + x_2^2}$ is observable. Note that this is precisely the case of our illustrative example introduced in Section 2.6 (the case study), where, however, we adopt polar coordinates (ρ and ϕ instead of x_1 and x_2).

2.2.2 Identifiability analysis

Chapter 4 provides the systematic procedure to check if a given time-varying parameter (or unknown input) can be identified. If this is not the case, we analytically compute all the set of continuous transformations that transform the value taken by a given unidentifiable parameter in other indistinguishable values for that parameter. This is carried out in Chapter 5 and the set of continuous transformations are the differential equations in (5.5) and (5.6).

Note that, the identifiability of constant parameters is actually obtained by performing the above observability analysis. Indeed, the constant parameters are included in the state. To check if a given constant parameter q is identifiable, we need to trivially check if the function $\theta(x) := q$ belongs to the observation space (i.e., we need to check if its gradient $(\nabla\theta)$ belongs to the observability codistribution (\mathcal{O}) , which is automatically computed by Algorithm 1).

2.3 Basic algebraic operations and notions

In accordance with the control theory literature, we use the term *distribution* to denote the span of a set of $d \leq n$ vector fields³, $\Delta = \text{span}\{\tau^1, \tau^2, \dots, \tau^d\}$. It is basically a vector space that depends on $x \in \mathbb{R}^n$. Similarly, we also use the term *codistribution* to denote the span of a set of $s \leq n$ covector fields⁴, $\Omega = \text{span}\{\omega_1, \omega_2, \dots, \omega_s\}$. Again, it is a vector space that depends on $x \in \mathbb{R}^n$. In this paper, we always consider non singular distributions and codistributions. In other words, we always refer to an open set of \mathbb{R}^n where the dimension of the considered distribution (or codistribution) takes the same value.

We remind the reader of the definitions of the Lie derivative along a vector field f of a scalar field λ , of a vector field τ , and of a covector field ω . We have, respectively:

$$\mathcal{L}_f \lambda = \frac{\partial \lambda}{\partial x} \cdot f \quad (2.3)$$

²The definition of observation space is provided in [26], where Definition 2 defines this concept starting from the concept of indistinguishability. An observable function is precisely an element of this function space.

³Simply speaking, a vector field is a column vector of dimension n whose components are functions of x .

⁴A covector field is the dual of a vector field. Simply speaking, it is a row vector of dimension n whose components are functions of x .

$$\mathcal{L}_f \tau = [f, \tau] = \frac{\partial \tau}{\partial x} \cdot f - \frac{\partial f}{\partial x} \cdot \tau \quad (2.4)$$

$$\mathcal{L}_f \omega = f^T \cdot \left(\frac{\partial \omega^T}{\partial x} \right)^T + \omega \cdot \left(\frac{\partial f}{\partial x} \right) \quad (2.5)$$

The square brackets in (2.4) are called *Lie brackets*. In the special case when the covector field ω is the gradient of a scalar field (i.e., $\omega = \nabla \lambda$), Equations (2.5) and (2.3) yield:

$$\mathcal{L}_f \nabla \lambda = \nabla \mathcal{L}_f \lambda.$$

We use the following definitions/notation:

- Given a distribution Δ and a vector field f , we set $\mathcal{L}_f \Delta$ the distribution that is the span of all the vectors $\mathcal{L}_f \tau = [f, \tau]$, for any $\tau \in \Delta$. Similarly, given a codistribution Ω and a vector field f , we set $\mathcal{L}_f \Omega$ the codistribution that is the span of all the covectors $\mathcal{L}_f \omega$ for any $\omega \in \Omega$.
- We use the term *integrable codistribution* to denote the special codistribution that can be generated by the gradients of a set of scalar fields (i.e., $\Omega = \text{span}\{\nabla \lambda_1, \nabla \lambda_2, \dots, \nabla \lambda_s\}$). In this case, we often use the term *generators* to denote the scalar functions $\lambda_1, \dots, \lambda_s$ (instead of their gradients).
- Given two vector spaces V_1 and V_2 , $V_1 + V_2$ is their sum, i.e., the span of all the generators of V_1 and V_2 . When we have $k(> 2)$ vector spaces V_1, \dots, V_k , we denote their sum in the compact notation $\sum_{i=1}^k V_i$.
- Greek indices take non negative values (e.g., $\alpha = 0, 1, 2, \dots$). Latin indices take positive values (e.g., $i = 1, 2, \dots$).

In addition, we remind the reader of a further algebraic operation introduced in [24] and called the *autobracket*. Given a set of $L + 1$ vector fields, $\tau^0, \tau^1, \dots, \tau^L$, and a non singular two-index tensor σ_β^α , $\alpha, \beta = 0, 1, \dots, L$, the autobracket of a vector field f along γ ($\gamma = 0, 1, \dots, L$), denoted by ${}^\sigma_\tau [f]^\gamma$, is defined as follows:

$${}^\sigma_\tau [f]^\gamma = \sum_{\beta=0}^L \sigma_\beta^\gamma [\tau^\beta, f] + \delta_0^\gamma \frac{\partial f}{\partial t}, \quad \gamma = 0, 1, \dots, L, \quad (2.6)$$

where the square brackets on the right hand side are the Lie brackets and δ_0^γ is 1 when $\gamma = 0$ and is 0 otherwise. In [24], and in this paper, we use this operation for two settings (note that in [24] the operation was directly defined for these settings):

1. $L = m_w$, $\tau^0 = g^0$, $\tau^1 = g^1, \dots, \tau^{m_w} = g^{m_w}$, which are the $m_w + 1$ vector fields that appear in (2.2)), and $\sigma = \nu$, which is the inverse of μ defined in Section 3.2.1 (see Equation (3.3)). For simplicity, we denote this operation by $[\cdot]^\gamma$ (instead of ${}^\nu_g[\cdot]^\gamma$).
2. $L = m$, $\tau^0 = g^0$, $\tau^1 = g^1, \dots, \tau^m = g^m$, which are the first $m + 1$ vector fields that appear in (2.2) (once the unknown inputs are re-ordered, in accordance with the \mathcal{R} operation, defined in Section 3.1.3), and $\sigma = {}^m\nu$, which is the inverse of ${}^m\mu$ defined in Section 3.3.1 (see Equation (3.6)). For simplicity, we denote this operation by ${}^m[\cdot]^\gamma$ (instead of ${}^m\nu_g[\cdot]^\gamma$).

We have $L + 1$ possible first order autobrackets ($\gamma = 0, 1, \dots, L$). By applying the autobracket k consecutive times, we obtain $(L + 1)^k$ vector fields that we denote by ${}^\sigma_\tau [f]^{(\gamma_1, \dots, \gamma_k)}$ and we have ${}^\sigma_\tau [f]^{(\gamma_1, \dots, \gamma_{k-1}, \gamma_k)} = {}^\sigma_\tau [{}^\sigma_\tau [f]^{(\gamma_1, \dots, \gamma_{k-1})}]^{\gamma_k}$.

Finally, given a distribution Δ , we set ${}^\sigma_\tau [\Delta]^\gamma$ the span of all the vectors ${}^\sigma_\tau [f]^\gamma$, for any $f \in \Delta$.

2.4 Minimal Invariant codistributions and distributions

Given a distribution Δ and a set of vector fields τ^1, \dots, τ^d defined on \mathbb{R}^n , we denote by

$$\langle \tau^1, \dots, \tau^d \mid \Delta \rangle$$

the smallest distribution that contains Δ and such that, for any $f \in \Delta$, we have $\mathcal{L}_{\tau^i} f = [\tau^i, f] \in \langle \tau^1, \dots, \tau^d \mid \Delta \rangle$, for any $i = 1, \dots, d$. This minimal distribution can be easily computed by a simple recursive algorithm, which is [5]:

$$\begin{cases} \Delta_0 &= \Delta \\ \Delta_{k+1} &= \Delta_k + \sum_{i=1}^d \mathcal{L}_{\tau^i} \Delta_k \end{cases}, \quad (2.7)$$

where we provide the initialization and the recursive step. This algorithm converges at the smallest integer j for which $\Delta_j = \Delta_{j-1}$ and $j \leq n - \dim\{\Delta\} + 1$. In addition, $\langle \tau^1, \dots, \tau^d \mid \Delta \rangle = \Delta_{j-1}$ ⁵.

Similarly, given a codistribution Ω and a set of vector fields τ^1, \dots, τ^d defined on \mathbb{R}^n , we denote by

$$\langle \tau^1, \dots, \tau^d \mid \Omega \rangle$$

the smallest codistribution that contains Ω and such that, for any $\omega \in \Omega$, we have $\mathcal{L}_{\tau^i} \omega \in \langle \tau^1, \dots, \tau^d \mid \Omega \rangle$, for any $i = 1, \dots, d$. This minimal codistribution can be easily computed by a simple recursive algorithm, which is [5]:

$$\begin{cases} \Omega_0 &= \Omega \\ \Omega_{k+1} &= \Omega_k + \sum_{i=1}^d \mathcal{L}_{\tau^i} \Omega_k \end{cases}, \quad (2.8)$$

This algorithm converges at the smallest integer j for which $\Omega_j = \Omega_{j-1}$ and $j \leq n - \dim\{\Omega\} + 1$. In addition, $\langle \tau^1, \dots, \tau^d \mid \Omega \rangle = \Omega_{j-1}$.

Note that the execution of the above algorithms only requires to compute the Lie derivatives along τ^1, \dots, τ^d of the generators of the previous distribution/codistribution.

In the following, we also need two modified versions of the two above algorithms. In particular, these new algorithms compute the following two quantities:

1. Given a distribution Δ , a set of vector fields $\tau^0, \tau^1, \dots, \tau^L$ defined on \mathbb{R}^n , and a non singular two-index tensor σ , we denote by

$$\langle \sigma_\tau[\cdot] \mid \Delta \rangle \quad (2.9)$$

the smallest distribution that contains Δ and such that, for any $f \in \Delta$, we have $\sigma_\tau[f]^\gamma \in \langle \sigma_\tau[\cdot] \mid \Delta \rangle$, for any $\gamma = 0, 1, \dots, L$ (where the operation $\sigma_\tau[\cdot]$ is defined at the end of Section 2.3, by Equation (2.6)). This minimal distribution can be easily computed by a simple recursive algorithm, which is:

$$\begin{cases} \Delta_0 &= \Delta \\ \Delta_{k+1} &= \Delta_k + \sum_{\gamma=0}^L \sigma_\tau[\Delta_k]^\gamma \end{cases}, \quad (2.10)$$

where we provide the initialization and the recursive step. This algorithm converges at the smallest integer j for which $\Delta_j = \Delta_{j-1}$ and $j \leq n - \dim\{\Delta\} + 1$. In addition, $\langle \sigma_\tau[\cdot] \mid \Delta \rangle = \Delta_{j-1}$. Note that also the execution of the above algorithm only requires to compute the autobracket along $\gamma = 0, 1, \dots, L$ of the generators of the previous distribution.

2. Given the codistribution Ω and the three sets of vector fields: $\tau^1, \dots, \tau^{d_1}$, ξ^1, \dots, ξ^{d_2} , and $\zeta^1, \dots, \zeta^{d_3}$, we denote by

$$\left\langle \tau^1, \dots, \tau^{d_1}, \left\{ \begin{matrix} \xi^1 & \dots & \xi^{d_2} \\ \zeta^1 & \dots & \zeta^{d_3} \end{matrix} \right\} \mid \Omega \right\rangle \quad (2.11)$$

the codistribution computed by the algorithm in (2.8), where the sum $\sum_{i=1}^d$ at the recursive step includes all the d_1 vector fields $\tau^1, \dots, \tau^{d_1}$. In addition, by denoting with ω a generator

⁵Throughout this paper, when we provide the convergence properties of iterative algorithms that build a family of distributions or codistributions (one distribution or codistribution constructed at each iterative step), we always refer to an open set where these distributions or codistributions are non singular.

of Ω_k , the codistribution Ω_{k+1} also includes, among its generators, all the d_2 Lie derivatives of ω along the vector fields ξ^1, \dots, ξ^{d_2} if and only if $\mathcal{L}_{\xi^l} \omega$ vanishes for all $l = 1, \dots, d_3$. The algorithm is then interrupted at the smallest integer j such that $\Omega_j = \Omega_{j-1}$.

2.5 Unknown input degree of reconstructability

The derivations in [24] and in this paper need the definition of the *unknown input degree of reconstructability* (Definition 2.2 below), which is based on the definition of the *unknown input reconstructability matrix* (Definition 2.1 below). These definitions were introduced in [24]. For the sake of completeness, we report them below.

Definition 2.1 (Unknown input reconstructability matrix). *Given the system Σ in (2.2) and k scalar functions of the state, $\lambda_1(x), \dots, \lambda_k(x)$, the unknown input reconstructability matrix of Σ from $\lambda_1, \dots, \lambda_k$ is defined as follows:*

$$\mathcal{RM}(\lambda_1, \dots, \lambda_k) := \begin{bmatrix} \mathcal{L}_{g^1} \lambda_1 & \mathcal{L}_{g^2} \lambda_1 & \dots & \mathcal{L}_{g^{m_w}} \lambda_1 \\ \mathcal{L}_{g^1} \lambda_2 & \mathcal{L}_{g^2} \lambda_2 & \dots & \mathcal{L}_{g^{m_w}} \lambda_2 \\ \dots & \dots & \dots & \dots \\ \mathcal{L}_{g^1} \lambda_k & \mathcal{L}_{g^2} \lambda_k & \dots & \mathcal{L}_{g^{m_w}} \lambda_k \end{bmatrix} \quad (2.12)$$

Definition 2.2 (Unknown input degree of reconstructability). *Given the system Σ in (2.2), and the functions $\lambda_1, \dots, \lambda_k$, the unknown input degree of reconstructability of Σ from $\lambda_1, \dots, \lambda_k$ is the rank of $\mathcal{RM}(\lambda_1, \dots, \lambda_k)$.*

By construction, given the system characterized by (2.2), its unknown input degree of reconstructability from any set of scalar functions cannot exceed m_w . In [24], we introduced the definitions of *Canonic system with respect to its unknown inputs* and *system in Canonical Form with respect to its unknown inputs*. The former is a system such that its unknown input degree of reconstructability from all the observable functions is m_w . The latter is a system such that its unknown input degree of reconstructability from the output functions (h_1, \dots, h_p) is m_w . As the output functions are observable, a system in canonical form is certainly canonic. However, the viceversa does not hold, in general. Given a canonic system that is not in canonical form, we say that it has been set in canonical form, as soon as we are able to somehow determine a set of observable functions such that the unknown input degree of reconstructability from them is m_w .

2.6 Definition of the case study

We introduce an elementary example of an ODE model that will be used in the rest of the paper to illustrate all the concepts and methods that will be introduced.

We consider a vehicle that moves on a 2D-environment. The configuration of the vehicle in a global reference frame can be characterized through the vector $[\rho, \phi, \theta]^T$, where ρ and ϕ are the polar vehicle coordinates, and θ is the vehicle orientation (see Figure 2.1 for an illustration). We assume that the dynamics of this vector satisfy the unicycle model. In polar coordinates we have:

$$\begin{bmatrix} \dot{\rho} \\ \dot{\phi} \\ \dot{\theta} \end{bmatrix} = \begin{bmatrix} v \cos(\theta - \phi) \\ \frac{v}{\rho} \sin(\theta - \phi) \\ \omega \end{bmatrix} \quad (2.13)$$

where v and ω are the linear and the rotational vehicle speed, respectively, and they are the system inputs. We assume that the vehicle is equipped with a monocular camera that provides the bearing angle of the origin in the vehicle local frame (at the origin there is a landmark perceived by the camera). In other words, the camera provides the angle β in Figure 2.1. We can express β in terms of the vehicle configuration. We have: $\beta = \pi - (\theta - \phi)$. Throughout this paper we will refer to the two scenarios defined by the following settings:

1. v is known and ω is unknown.

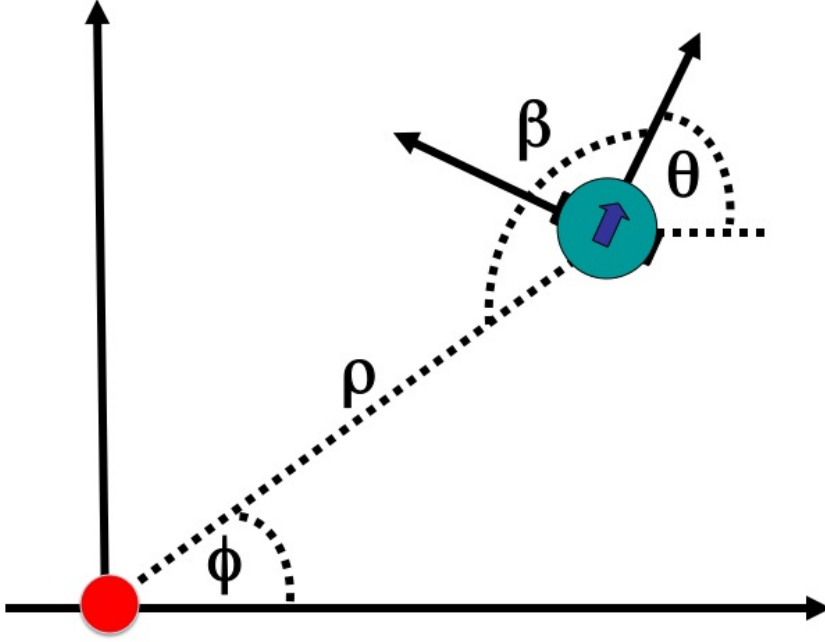


Figure 2.1: The vehicle polar coordinates (ρ, ϕ) , the orientation (θ) , and the angle measured by the camera (β) .

2. ω is known and v is unknown.

In both scenarios, the system is directly a special case of (2.2). In particular, $x = [\rho, \phi, \theta]^T$, $g^0 = [0, 0, 0]^T$, $m_u = m_w = 1$, $p = 1$, $h_1(x) = \phi - \theta$ (we ignore the constant term π in β , which does not affect the observability of the state), and, in the first scenario $f^1 = [\cos(\theta - \phi), \frac{\sin(\theta - \phi)}{\rho}, 0]^T$, and $g^1 = [0, 0, 1]^T$, while, in the second scenario, $f^1 = [0, 0, 1]^T$, and $g^1 = [\cos(\theta - \phi), \frac{\sin(\theta - \phi)}{\rho}, 0]^T$.

Chapter 3

Systematic procedure to perform the observability analysis

This section provides a very concise summary of the solution of the nonlinear unknown input observability problem. In particular, it is written to make a non specialist able to implement it. The interested reader can find all the theoretical foundation and proofs in [24].

The solution consists of a recursive algorithm (Algorithm 1¹) that, given a system characterized by (2.2), automatically builds the entire observation space in a finite number of iterations. In particular, it builds the so-called *observability codistribution*, which is, by definition, the span of the gradients of all the observable functions. Algorithm 1 builds the generators of the observability codistribution. To this regard, note that, in the algorithm, statements like " $\Omega = \text{span}\{\nabla h_1, \dots, \nabla h_p\}$ " (e.g., Line 2 of Algorithm 1) require no action. The algorithm builds the codistribution by building a set of its generators. When it recursively updates the codistribution it simply computes its new generators (and this is obtained by applying certain operations directly on the generators of the previous codistribution or by computing new covectors starting from the quantities that define the original system Σ in (2.2)). In the following subsections, we provide all the ingredients necessary to implement Algorithm 1.

3.1 Basic operations in Algorithm 1

3.1.1 $\deg_w(\Omega)$ operation

In Section 2.5, we provided the definition of unknown input degree of reconstructability from a set of scalar functions. Given an integrable codistribution $\Omega = \text{span}\{\nabla \lambda_1, \dots, \nabla \lambda_k\}$, we define the unknown input degree of reconstructability of Σ from Ω the unknown input degree of reconstructability from a set of generators of Ω (e.g., from $\lambda_1, \dots, \lambda_k$). We denote it by $\deg_w(\Omega)$.

Line 3 of Algorithm 1 computes $m = \deg_w(\Omega)$. If $m == m_w$, then Lines 5-7 of Algorithm 1 are executed and Algorithm 1 ends. For the clarity sake, we devote Section 3.2 to describe the behaviour of Algorithm 1 in this case. Before, we provide the definition of further operations adopted by Algorithm 1.

3.1.2 $\mathcal{S}(\Sigma, \Omega)$ operation

Let us consider a system Σ that is characterized by (2.2) and an integrable codistribution Ω . Let us set $m = \deg_w(\Omega)$. The $\mathcal{S}(\Sigma, \Omega)$ operation provides a set of m scalar functions, denoted by $\tilde{h}_1, \dots, \tilde{h}_m$, that make the unknown input reconstructability matrix full rank. The operation is denoted by \mathcal{S} because is the *Selection* of the aforementioned $\tilde{h}_1, \dots, \tilde{h}_m$ from the generators of Ω . The execution of this operation is immediate because the generators of Ω are always available when executing Algorithm 1. In this paper, we use the notation $[\tilde{h}_1, \dots, \tilde{h}_m] = \mathcal{S}(\Sigma, \Omega)$ to denote the outputs of this operation.

¹Algorithm 1 uses the automatic procedures provided by Algorithm 2 and Algorithm 3. Often, when we refer to Algorithm 1, we actually mean all the three algorithms (1, 2, and 3).

Algorithm 1: The algorithm that builds the observable codistribution (\mathcal{O}) for any nonlinear system characterized by (2.2). Line 15 runs Algorithm 2 and 3. All the functions/operations that appear in the algorithm are defined in Sections 3.1-3.3.

```

1: Set  $\Sigma$  the system in (2.2).
2:  $\Omega = \text{span}\{\nabla h_1, \dots, \nabla h_p\}$ .
3:  $m = \deg_w(\Omega)$ .
4: if  $m == m_w$  then
5:    $[\tilde{h}_1, \dots, \tilde{h}_{m_w}] = \mathcal{S}(\Sigma, \Omega)$ .
6:   Compute  $\mu, \nu, \hat{g}^\alpha$ , and  $\tilde{\mathcal{O}}$  (Eqs (3.3-3.5)).
7:    $\mathcal{O} = \langle f^1, \dots, f^{m_u}, \hat{g}^0, \hat{g}^1, \dots, \hat{g}^{m_w} \mid \Omega + \tilde{\mathcal{O}} \rangle$ 
8: else
9:   repeat
10:     $m = \deg_w(\Omega)$ .
11:    if  $m == m_w$  then go to Line 5 endif.
12:     $[\tilde{h}_1, \dots, \tilde{h}_m] = \mathcal{S}(\Sigma, \Omega), \quad \Sigma = \mathcal{R}(\Sigma, \tilde{h}_1, \dots, \tilde{h}_m)$ .
13:    Compute  ${}^m\mu, {}^m\nu, {}^m\hat{g}^\alpha$  (Eqs (3.6-3.7)).
14:    if  $m_u \neq 0$  then
15:      Run Algorithms 2 and 3 to compute  $\hat{k}^m = s_x^m + r^m$ .
16:    else
17:       $\hat{k}^m = 0$ .
18:    end if
19:     $\Omega = \langle f^1, \dots, f^{m_u}, \left\{ \begin{matrix} {}^m\hat{g}^0, & \dots, & {}^m\hat{g}^m \\ g^{m+1}, & \dots, & g^{m_w} \end{matrix} \right\} \mid \Omega \rangle$ 
20:  until  $\deg_w(\Omega) == m$ 
21:  Set  $k = 0$  and  $\Omega_0 = \Omega$ 
22:  loop
23:    Reset  $[\Sigma, \Omega_k] = \mathcal{A}(\Sigma, m, \Omega_k)$ .
24:    Compute  ${}^m\hat{g}^\alpha$ .
25:    if  $k \leq \hat{k}^m$  then
26:       $\Omega_{k+1} = \Omega_k + \sum_{q=1}^m \sum_{i=1}^{m_u} \sum_{\alpha_1=0}^m \dots \sum_{\alpha_k=0}^m \text{span} \left\{ \mathcal{L}_{m[f^i]}^{(\alpha_1, \dots, \alpha_k)} \nabla \tilde{h}_q \right\}$ 
27:    else
28:       $\Omega_{k+1} = \Omega_k$ .
29:    end if
30:     $\Omega_{k+1} = \langle f^1, \dots, f^{m_u}, \left\{ \begin{matrix} {}^m\hat{g}^0, & \dots, & {}^m\hat{g}^m \\ g^{m+1}, & \dots, & g^{m_w} \end{matrix} \right\} \mid \Omega_{k+1} \rangle$ .
31:    if  $(k \geq \hat{k}^m) \& (\Omega_{k+1} == \Omega_k)$  then
32:      Set  $\mathcal{O} = \Omega_k$  then exit.
33:    end if
34:    if  $\deg_w(\Omega_{k+1}) > m$  then
35:      Set  $\Omega = \Omega_{k+1}$  then go to Line 3.
36:    end if
37:     $k = k + 1$ .
38:  end loop
39: end if

```

Algorithm 2: The algorithm that returns the integer s_x^m at Line 15 of Algorithm 1.

```

1: Set  $\Sigma' = \Sigma$ ,  $m$ ,  $\tilde{h}_1, \dots, \tilde{h}_m$ , as at Line 12 of Algorithm 1.
2: Set  $k = 0$ ,  $\Omega_0^m = \text{span} \{ \nabla \tilde{h}_1, \dots, \nabla \tilde{h}_m \}$ , and  ${}^x\Omega_0^m = \Omega_0^m$ .
3: loop
4:   Set  $k = k + 1$ .
5:   Reset  $[\Sigma', \Omega_{k-1}^m] = \mathcal{A}(\Sigma', m, \Omega_{k-1}^m)$ 
6:    $\Omega_k^m = \Omega_{k-1}^m + \sum_{\beta=0}^m \mathcal{L}_{g^\beta} \Omega_{k-1}^m$ .
7:    ${}^x\Omega_k^m = \mathcal{D}_x(\Omega_k^m)$ .
8:   if  ${}^x\Omega_k^m == {}^x\Omega_{k-1}^m$  then
9:     Set  $s_x^m = k$  then exit.
10:  end if
11: end loop

```

Algorithm 3: The algorithm that returns the integer r^m at Line 15 of Algorithm 1.

```

1: Set  $\Sigma' = \Sigma$  and  $m$  as at Line 12 of Algorithm 1.
2: Set  $k = 0$ ,  ${}^m\Delta_0 = \text{span} \{ f^1, \dots, f^{m_u} \}$ .
3: loop
4:   Set  $k = k + 1$ .
5:   Reset  $[\Sigma', {}^m\Delta_{k-1}] = \mathcal{A}(\Sigma', m, {}^m\Delta_{k-1})$ 
6:    ${}^m\Delta_k = {}^m\Delta_{k-1} + \sum_{\beta=0}^m {}^m[{}^m\Delta_{k-1}]^\beta$ 
7:   if  ${}^m\Delta_k == {}^m\Delta_{k-1}$  then
8:     Set  $r^m = k - 1$  then exit.
9:   end if
10: end loop

```

3.1.3 $\mathcal{R}(\Sigma, \lambda_1, \dots, \lambda_m)$ operation

Let us consider a system Σ that is characterized by (2.2) and a set of $m < m_w$ scalar functions, $\lambda_1, \dots, \lambda_m$, such that $\text{rank}(\mathcal{RM}(\lambda_1, \dots, \lambda_m)) = m$. The $\mathcal{R}(\Sigma, \lambda_1, \dots, \lambda_m)$ operation provides a new system that is obtained from Σ by reordering the unknown inputs. In particular, they are reordered in such a way that the square submatrix that consists of the first m columns of the unknown input reconstructability matrix from $\lambda_1, \dots, \lambda_m$, is non singular. The operation is denoted by \mathcal{R} because it is a *Reordering* of the unknown inputs, as explained above. Its execution is immediate. It suffices to extract from $\mathcal{RM}(\lambda_1, \dots, \lambda_m)$ a set of m independent columns. In this paper, we use the notation $\Sigma' = \mathcal{R}(\Sigma, \lambda_1, \dots, \lambda_m)$ to denote the new ordered system.

3.1.4 $\mathcal{A}(\Sigma, m)$ operation

Let us consider a system Σ that is characterized by (2.2) and an integer $m < m_w$. This operation provides a new extended system, defined as follows. It is obtained by introducing a new extended state that includes the last $d = m_w - m$ unknown inputs. We have:

$$x \rightarrow [x^T, w_{m+1}, \dots, w_{m_w}]^T \quad (3.1)$$

Starting from (2.2) we obtain the dynamics of the above extended state. We obtain a new system that still satisfies (2.2). It is still characterized by m_u known inputs and m_w unknown inputs. All the m_u known inputs and the first m unknown inputs coincide with the original ones. The last d unknown inputs are \dot{w}_{m+j} , $j = 1, \dots, d$. Regarding the new vector fields that describe the dynamics we obtain:

$$\begin{aligned}
f^i &\rightarrow \begin{bmatrix} f^i \\ 0_d \end{bmatrix}, \quad g^0 \rightarrow \begin{bmatrix} g^0 + \sum_{l=m+1}^{m_w} g^l w_l \\ 0_d \end{bmatrix}, \\
g^k &\rightarrow \begin{bmatrix} g^k \\ 0_d \end{bmatrix}, \quad g^{m+j} \rightarrow \begin{bmatrix} 0_n \\ e^j \end{bmatrix},
\end{aligned} \quad (3.2)$$

with $i = 1, \dots, m_u$, $k = 1, \dots, m$, $j = 1, \dots, d$. In addition, 0_d and 0_n denote the zero d -column vector and the zero n -column vector, respectively, and e^j denotes the d -column vector with the j^{th} entry equal to 1 and the remaining $d - 1$ entries equal to 0.

The operation is denoted by \mathcal{A} because it consists of a state *Augmentation* and the consequent re-definition of all the key vector fields that characterize the new extended system, as specified above. In this paper, we use the notation $\Sigma' = \mathcal{A}(\Sigma, m)$ to denote the new extended system.

In Algorithms 1, 2, and 3, we also use this operation by including further outputs and further inputs. Specifically, we consider the following two cases:

1. $[\Sigma', \Omega'] = \mathcal{A}(\Sigma, m, \Omega)$, where the second output (Ω') is trivially the augmented codistribution obtained by extending all the covectors of Ω with d zero entries.
2. $[\Sigma', \Delta'] = \mathcal{A}(\Sigma, m, \Delta)$, where the second output (Δ') is trivially the augmented distribution obtained by extending all the vectors of Δ with d zero entries.

We can apply this operation multiple consecutive times (and this is the case of Algorithms 1, 2, and 3, as the operation appears in a loop). The resulting systems still satisfy (2.2) and they are all characterized by m_u known inputs and m_w unknown inputs. In [24], we called these extended systems *Finite Unknown Inputs Extensions*. In addition, in [24], we introduced the following definition:

Definition 3.1 (UI Highest Degree of Reconstructability). *Given the system in (2.2), the unknown input highest degree of reconstructability is the largest unknown input degree of reconstructability of all its finite unknown input extensions.*

Finally, in [24] we called a system *Canonizable with respect to its unknown inputs* if its unknown input highest degree of reconstructability is equal to m_w .

3.2 Algorithm 1 for systems canonic with respect to the unknown inputs

When Line 5 of Algorithm 1 is executed, Ω can be either span $\{\nabla h_1, \dots, \nabla h_p\}$ (system in canonical form with respect to its unknown inputs) or Ω was obtained in other parts of the algorithm (i.e., Line 11 or Line 35 have been executed before and the system has been set in canonical form after the determination of one or more observable functions that are not among the outputs). The execution of Line 5 of Algorithm 1 provides the m_w scalar functions $\tilde{h}_1, \dots, \tilde{h}_{m_w}$ ($[\tilde{h}_1, \dots, \tilde{h}_{m_w}] = \mathcal{S}(\Sigma, \Omega)$). Then, the algorithm computes the following quantities: μ , ν , \hat{g}^α , and the codistribution $\tilde{\mathcal{O}}$.

3.2.1 μ and ν

The two-index tensor μ is defined as follows:

$$\begin{aligned} \mu_j^i &= \mathcal{L}_{g^i} \tilde{h}_j, \quad i, j = 1, \dots, m_w \\ \mu_0^0 &= 1, \quad \mu_0^i = 0, \quad \mu_i^0 = \frac{\partial \tilde{h}_i}{\partial t} + \mathcal{L}_{g^0} \tilde{h}_i, \quad i = 1, \dots, m_w. \end{aligned} \tag{3.3}$$

Note that the entries with $i, j = 1, \dots, m_w$ are the same entries of the unknown input reconstructability matrix from $\tilde{h}_1, \dots, \tilde{h}_{m_w}$, which is full rank. As a result, the tensor μ is also non singular and we denote by ν its inverse.

3.2.2 \hat{g}^α

Starting from ν the algorithm builds the new vector fields $\hat{g}^0, \dots, \hat{g}^{m_w}$, defined as follows:

$$\hat{g}^\alpha = \sum_{\beta=0}^{m_w} \nu_\beta^\alpha g^\beta, \quad \alpha = 0, 1, \dots, m_w. \tag{3.4}$$

3.2.3 The codistribution $\tilde{\mathcal{O}}$

The codistribution $\tilde{\mathcal{O}}$ is defined as follows:

$$\tilde{\mathcal{O}} := \sum_{q=1}^{m_w} \sum_{j=0}^{s+r} \sum_{\alpha_1=0}^{m_w} \dots \sum_{\alpha_j=0}^{m_w} \sum_{i=1}^{m_u} \text{span} \left\{ \nabla \mathcal{L}_{[f^i]}(\alpha_1, \dots, \alpha_j) \tilde{h}_q \right\}, \quad (3.5)$$

where the second sum is up to $s + r$, and the integers s and r are defined as follows:

- s is the smallest integer such that $\Omega_s = \Omega_{s-1}$, where Ω_k is the codistribution at the k^{th} step of the algorithm in (2.8), when computing:

$$\left\langle g^0, g^1, \dots, g^{m_w} \mid \text{span} \left\{ \nabla \tilde{h}_1, \dots, \nabla \tilde{h}_{m_w} \right\} \right\rangle$$

Note that $s \leq n - m_w + 1$.

- r is the smallest integer such that $\Delta_{r+1} = \Delta_r$, where Δ_k is the distribution at the k^{th} step of the algorithm in (2.10), when computing:

$$\left\langle [\cdot] \mid \text{span} \{ f^1, \dots, f^{m_u} \} \right\rangle$$

Note that $r \leq n - 1$ (it is even $r \leq n - \dim \{ \text{span} \{ f^1, \dots, f^{m_u} \} \}$).

3.2.4 Final step

The last operation of Algorithm 1, when the system is canonic with respect to its unknown inputs, is the computation of the observability codistribution:

$$\mathcal{O} = \left\langle f^1, \dots, f^{m_u}, \hat{g}^0, \hat{g}^1, \dots, \hat{g}^{m_w} \mid \Omega + \tilde{\mathcal{O}} \right\rangle$$

This is obtained by running the algorithm in (2.8) for the specific case. The convergence of the algorithm in (2.8) is attained at the smallest integer j such that $\Omega_j = \Omega_{j-1}$. Note that j cannot exceed $n - \dim(\Omega + \tilde{\mathcal{O}}) + 1$.

3.3 Algorithm 1 for systems that are not in canonical form

Let us back to the first part of Algorithm 1 (Line 3) and let us consider now the case when $m < m_w$. The system is not in canonical form with respect to its unknown inputs. Algorithm 1 proceeds in this case with the **repeat...until** loop. The body of this loop is executed at least once. The first 2 lines of this loop (Lines 10-11), are only needed starting from its possible subsequent execution. The set of scalar functions $\tilde{h}_1, \dots, \tilde{h}_m$ are obtained by executing the operation $\mathcal{S}(\Sigma, \Omega)$ defined in Section 3.1.2), and the unknown inputs are reordered accordingly ($\mathcal{R}(\Sigma, \tilde{h}_1, \dots, \tilde{h}_m)$, Section 3.1.3). Then, the algorithm computes the following quantities: ${}^m\mu$, ${}^m\nu$, ${}^m\hat{g}^\alpha$, and $\hat{k}^m = s_x^m + r^m$.

3.3.1 ${}^m\mu$ and ${}^m\nu$

The two-index tensor ${}^m\mu$ is defined as follows:

$$\begin{aligned} {}^m\mu_j^i &= \mathcal{L}_{g^i} \tilde{h}_j, \quad i, j = 1, \dots, m \\ {}^m\mu_0^0 &= 1, \quad {}^m\mu_0^i = 0, \quad {}^m\mu_i^0 = \frac{\partial \tilde{h}_i}{\partial t} + \mathcal{L}_{g^0} \tilde{h}_i, \quad i = 1, \dots, m. \end{aligned} \quad (3.6)$$

Note that the entries with $i, j = 1, \dots, m$ are the same entries of the matrix that consists of the first m columns of the unknown input reconstructability matrix from $\tilde{h}_1, \dots, \tilde{h}_m$. By construction, this submatrix is full rank. As a result, the tensor ${}^m\mu$ is also non singular and we denote by ${}^m\nu$ its inverse.

3.3.2 ${}^m\hat{g}^\alpha$

Starting from ${}^m\nu$ we build the new vector fields ${}^m\hat{g}^0, \dots, {}^m\hat{g}^m$ defined as follows:

$${}^m\hat{g}^\alpha = \sum_{\beta=0}^m {}^m\nu_\beta^\alpha g^\beta, \quad \alpha = 0, 1, \dots, m. \quad (3.7)$$

3.3.3 $\hat{k}^m = s_x^m + r^m$

The integers r^m and s_x^m are defined similarly to the integers r and s introduced in Section 3.2.3:

- s_x^m is the smallest integer such that ${}^x\Omega_{s_x^m}^m = {}^x\Omega_{s_x^m-1}^m$, where ${}^x\Omega_k^m$ is the codistribution at the k^{th} step computed by Algorithm 2. Note that $s_x^m \leq n - m + 1$.
- r^m is the smallest integer such that ${}^m\Delta_{r^m+1} = {}^m\Delta_{r^m}$, where ${}^m\Delta_k$ is the distribution at the k^{th} step computed by Algorithm 3. Note that $r^m \leq n - 1$ (it is even $r^m \leq n - \dim \{\text{span} \{f^1, \dots, f^{m_u}\}\}$).

We have $\hat{k}^m = s_x^m + r^m \leq 2n - m + 1 - \dim \{\text{span} \{f^1, \dots, f^{m_u}\}\} \leq 2n - m$.

Below, we provide a description of Algorithms 2 and 3.

Algorithm 2

It computes the codistribution ${}^x\Omega^m$. This algorithm uses a new operation denoted by $\mathcal{D}_x(\Omega)$. The input of this operation is a codistribution that is defined in a given augmented space (in the algorithm, before this operation, the $\mathcal{A}(\Sigma, m)$ operation is applied). The operation $\mathcal{D}_x(\Omega)$, first detects a basis of Ω . As Ω is an integrable codistribution, it detects a set of scalar functions: $\theta_1, \dots, \theta_D$, where D is the dimension of Ω . In other words, $\Omega = \text{span} \{\nabla\theta_1, \dots, \nabla\theta_D\}$, where ∇ is the gradient with respect to the new extended state (i.e., the state defined at the last $\mathcal{A}(\Sigma, m)$ operation). The output of the operation $\mathcal{D}_x(\Omega)$, is ${}^x\Omega = \text{span} \{\partial_x\theta_1, \dots, \partial_x\theta_D\}$, where ∂_x is the gradient with respect to the original state, i.e., the state of Σ defined at the first line of Algorithm 2.

The initialization step sets the codistribution equal to the span of the gradients of the selected functions $\tilde{h}_1, \dots, \tilde{h}_m$. As a result, the dimension of Ω_0^m is m . Then, each iteration of the loop executes the following operations:

1. System augmentation, as explained in Section 3.1.4.
2. Computation of Ω_k^m by adding to Ω_{k-1}^m the term $\sum_{\beta=0}^m \mathcal{L}_{g^\beta} \Omega_{k-1}^m$.
3. Computation of ${}^x\Omega_k^m = \mathcal{D}_x(\Omega_k^m)$.

The convergence of Algorithm 2 occurs at the smallest integer j such that ${}^x\Omega_j^m = {}^x\Omega_{j-1}^m$ and $j \leq n - m + 1$. We set $s_x^m = j$. Note that, because of the presence of the state augmentation in the loop (Line 5 of Algorithm 2), proving the validity of the above convergence property is very demanding (see Appendix E of [24] and in particular the proof of Proposition 11 in that appendix).

Algorithm 3

It computes the distribution ${}^m\Delta$. The initialization step sets the distribution equal to the span of the vector fields f^1, \dots, f^{m_u} . Then, the recursive step adds to ${}^m\Delta_{k-1}$ the term $\sum_{\beta=0}^{m_w} [{}^m\Delta_{k-1}]^\beta$. The convergence is attained at the smallest integer j such that ${}^m\Delta_j = {}^m\Delta_{j-1}$ and $j \leq n - \dim \{\text{span} \{f^1, \dots, f^{m_u}\}\} + 1$. We set $r^m + 1 = j$. Note that, because of the presence of the state augmentation in the loop (Line 5 of Algorithm 3), proving the validity of the above convergence property is non trivial (see Section 6.2.1 of [24] and in particular the proof of Proposition 1 given in Appendix D of [24]).

Note that, the system augmentation performed by the \mathcal{A} operation executed by Algorithms 2 and 3, does not reset the system in Algorithm 1. The system defined in Algorithm 1 can only be

reset (augmented) by the operation \mathcal{A} that is executed at Line 23 of Algorithm 1. The execution of Algorithm 2 and Algorithm 3 only returns the integer $\hat{k}^m = s_x^m + r^m$. All remaining quantities remain unchanged.

Once all the quantities ${}^m\mu$, ${}^m\nu$, ${}^m\hat{g}^\alpha$, and \hat{k}^m are computed, the **repeat...until** loop of Algorithm 1 ends by computing

$$\Omega = \left\langle f^1, \dots, f^{m_u}, \left\{ \begin{matrix} {}^m\hat{g}^1, & \dots, & {}^m\hat{g}^m \\ g^{m+1}, & \dots, & g^{m_w} \end{matrix} \right\} \middle| \Omega \right\rangle.$$

The **repeat...until** loop is executed until the condition given at Line 20 of Algorithm 1 is satisfied. Note that, as $\deg_w(\Omega)$ cannot exceed m_w , the condition at Line 20 is attained by repeating the loop not more than $m_w - 1$ times.

Algorithm 1 continues by computing the codistributions Ω_k , $k = 0, 1, \dots$. For positive k this is obtained in the loop that starts at Line 22. Each iteration, first augments the system (Line 23 of Algorithm 1). Note that, this operation updates the set of vector fields g^0, g^1, \dots, g^m , in accordance with (3.2). As a result, it is necessary to recompute ${}^m\hat{g}^0, {}^m\hat{g}^1, \dots, {}^m\hat{g}^m$ by using (3.7). This is carried out at the next line (Line 24). Then, Algorithm 1 computes Ω_{k+1} (Lines 25-30). The last part of the loop contains two if statements (Line 31, and Line 34). Each of them, when the condition is met, interrupts the loop. In [24], we proved that one of these two conditions is met in at most

$$\hat{k}^m + n - \dim(\Omega_0) \leq \hat{k}^m + n - m \leq 3n - 2m$$

steps, where n is the dimension of the original state, i.e., the state of the system before entering the loop. Note that, in [24] (Section 7), we actually proved that one of the two if conditions is met in at most $n - m$. This because the first \hat{k}^m steps were included in the initialization step (this is less efficient because the condition of the second if can be met during the execution of these first \hat{k}^m steps).

When the condition of the first if statement (Line 31) is met, not only the loop is interrupted but also the execution of Algorithm 1 terminates. In this case, the system is not canonic with respect to its unknown inputs. Algorithm 1 provides the entire observable codistribution. In addition, the augmented system is the one with the highest degree unknown input observability (see Definition 3.1). When the loop is interrupted by the second if statement (Line 34), the execution backs to Line 3. Again, as $m \leq m_w$, the condition at Line 34 cannot be met more than $m_w - 1$ times.

3.4 Illustration by the case study

We execute Algorithm 1 to obtain the observability codistribution in the two scenarios of our case study defined in Section 2.6. Note that, in both scenarios the system is in canonical form. The systems investigated in Chapters 6 and 7 are not in canonical form and, to see the implementation of Algorithm 1 on a system that is not in canonical form, the reader is addressed to Section 6.1 or to Section 7.1.

First scenario

We have:

$$g^0 = \begin{bmatrix} 0 \\ 0 \\ 0 \end{bmatrix}, \quad f^1 = \begin{bmatrix} \cos(\theta - \phi) \\ \frac{\sin(\theta - \phi)}{\rho} \\ 0 \end{bmatrix}, \quad g^1 = \begin{bmatrix} 0 \\ 0 \\ 1 \end{bmatrix},$$

and $h_1 = \phi - \theta$. We run Algorithm 1. Line 2 provides $\Omega = \text{span}\{\nabla h_1\} = \text{span}\{[0, 1, -1]\}$, and Line 3 provides $m = 1$, as the unknown input observability matrix from h_1 is the 1×1 matrix equal to $\mathcal{L}_{g^1} h_1 = -1 \neq 0$ (its rank is 1). The system is in canonical form with respect to its unknown input. Line 5 trivially selects $\hat{h}_1 = h_1$. Then, Line 6 provides:

$$\mu = \nu = \begin{bmatrix} 1 & 0 \\ 0 & -1 \end{bmatrix},$$

obtained from (3.3). In addition, from (3.4) we obtain: $\hat{g}^0 = \nu_0^0 g^0 + \nu_1^0 g^1 = g^0 = [0, 0, 0]^T$, and $\hat{g}^1 = \nu_0^1 g^0 + \nu_1^1 g^1 = -g^1 = [0, 0, -1]^T$. Finally, we need to compute $\tilde{\mathcal{O}}$ from (3.5). This requires, first of all, to compute the two integers s and r :

- s is the smallest integer such that $\Omega_s = \Omega_{s-1}$, where Ω_k is the codistribution at the k^{th} step of the algorithm in (2.8), when computing:

$$\langle g^1 \mid \text{span} \{ \nabla \tilde{h}_1 \} \rangle = \left\langle \begin{bmatrix} 0 \\ 0 \\ 1 \end{bmatrix} \mid \text{span} \{ [0, 1, -1] \} \right\rangle$$

We immediately obtain $s = 1$.

- r is the smallest integer such that $\Delta_{r+1} = \Delta_r$, where Δ_k is the distribution at the k^{th} step of the algorithm in (2.10), when computing:

$$\langle [\cdot] \mid \text{span} \{ f^1 \} \rangle = \left\langle [\cdot] \mid \text{span} \left\{ \begin{bmatrix} \cos(\theta - \phi) \\ \frac{\sin(\theta - \phi)}{\rho} \\ 0 \end{bmatrix} \right\} \right\rangle.$$

We obtain $r = 1$ (see the calculation details below).

Detail of computation of r

The algorithm in (2.10), for the specific case, provides: $\Delta_0 = \text{span} \{ f^1 \}$. We need to compute $[\Delta_0]^\alpha$, for $\alpha = 0, 1$. On the other hand, $[f^1]^0 = \nu_0^0 [g^0, f^1] + \nu_1^0 [g^1, f^1]$ vanishes (the first term vanishes because g^0 is null, the second term vanishes because $\nu_1^0 = 0$). $[f^1]^1 = \nu_0^1 [g^0, f^1] + \nu_1^1 [g^1, f^1] = -[g^1, f^1] = \chi^1$, with $\chi^1 := [\sin(\theta - \phi), -\cos(\theta - \phi)/\rho, 0]^T$. Hence, $\Delta_1 = \text{span} \{ f^1, \chi^1 \}$. Finally, $[\chi^1]^0$ vanishes and $[\chi^1]^1 = -f^1$. Therefore, $\Delta_2 = \Delta_1$ and $r + 1 = 2$.

Let us compute $\tilde{\mathcal{O}}$. From (3.5), and from the above computation, we obtain that the generators of $\tilde{\mathcal{O}}$ are $\mathcal{L}_{f^1} h_1 = \frac{\sin(\theta - \phi)}{\rho}$ and $\mathcal{L}_{\chi^1} h_1 = -\frac{\cos(\theta - \phi)}{\rho}$. Hence:

$$\tilde{\mathcal{O}} = \text{span} \left\{ \begin{bmatrix} -\frac{\sin(\theta - \phi)}{\rho^2}, -\frac{\cos(\theta - \phi)}{\rho}, \frac{\cos(\theta - \phi)}{\rho} \end{bmatrix}, \begin{bmatrix} \frac{\cos(\theta - \phi)}{\rho^2}, -\frac{\sin(\theta - \phi)}{\rho}, \frac{\sin(\theta - \phi)}{\rho} \end{bmatrix} \right\}$$

The final step of Algorithm 1 is the execution of Line 7, namely:

$$\mathcal{O} = \left\langle \begin{bmatrix} \cos(\theta - \phi) \\ \frac{\sin(\theta - \phi)}{\rho} \\ 0 \end{bmatrix}, \begin{bmatrix} 0 \\ 0 \\ -1 \end{bmatrix} \mid \text{span} \{ [0, 1, -1] \} + \tilde{\mathcal{O}} \right\rangle$$

as \hat{g}^0 vanishes and $\hat{g}^1 = -g^1$. The algorithm in (2.8) converges at the first step ($\Omega_1 = \Omega_0$), and $\mathcal{O} =$

$$\text{span} \left\{ [0, 1, -1], \begin{bmatrix} -\frac{\sin(\theta - \phi)}{\rho^2}, -\frac{\cos(\theta - \phi)}{\rho}, \frac{\cos(\theta - \phi)}{\rho} \end{bmatrix} \right\}.$$

The above codistribution contains all the observability properties of our system. We postpone a discussion about them to Section 4.4.1.

Second scenario

With respect to the previous scenario, we now have:

$$g^1 = \begin{bmatrix} \cos(\theta - \phi) \\ \frac{\sin(\theta - \phi)}{\rho} \\ 0 \end{bmatrix}, \quad f^1 = \begin{bmatrix} 0 \\ 0 \\ 1 \end{bmatrix}$$

We run Algorithm 1. Line 2 provides $\Omega = \text{span}\{\nabla h_1\} = \text{span}\{[0, 1, -1]\}$, and Line 3 provides $m = 1$, as the unknown input observability matrix from h_1 is the 1×1 matrix equal to $\mathcal{L}_{g^1} h_1 = \frac{\sin(\theta - \phi)}{\rho} \neq 0$ (its rank is 1). The system is in canonical form with respect to its unknown input. Line 5 trivially selects $\tilde{h}_1 = h_1$. Then, Line 6 provides:

$$\mu = \begin{bmatrix} 1 & 0 \\ 0 & \sin(\theta - \phi)/\rho \end{bmatrix}, \quad \nu = \begin{bmatrix} 1 & 0 \\ 0 & \rho/\sin(\theta - \phi) \end{bmatrix}, \quad (3.8)$$

obtained from (3.3). In addition, from (3.4) we obtain: $\hat{g}^0 = \nu_0^0 g^0 + \nu_1^0 g^1 = g^0 = [0, 0, 0]^T$, and $\hat{g}^1 = \nu_0^1 g^0 + \nu_1^1 g^1 = [\rho \frac{\cos(\theta - \phi)}{\sin(\theta - \phi)}, 1, 0]^T$. Finally, we need to compute $\tilde{\mathcal{O}}$ from (3.5). This requires, first of all, to compute the two integers s and r :

- s is the smallest integer such that $\Omega_s = \Omega_{s-1}$, where Ω_k is the codistribution at the k^{th} step of the algorithm in (2.8), when computing:

$$\langle g^1 \mid \text{span}\{\nabla \tilde{h}_1\} \rangle = \left\langle \begin{bmatrix} \cos(\theta - \phi) \\ \frac{\sin(\theta - \phi)}{\rho} \\ 0 \end{bmatrix} \mid \text{span}\{[0, 1, -1]\} \right\rangle$$

By a direct computation, we obtain $\Omega_2 = \Omega_1 = \text{span}\left\{\nabla h_1, \nabla \frac{\sin(\theta - \phi)}{\rho}\right\}$ and, consequently, $s = 2$.

- r is the smallest integer such that $\Delta_{r+1} = \Delta_r$, where Δ_k is the distribution at the k^{th} step of the algorithm in (2.10), when computing:

$$\langle [\cdot] \mid \text{span}\{f^1\} \rangle = \left\langle [\cdot] \mid \text{span}\left\{\begin{bmatrix} 0 \\ 0 \\ 1 \end{bmatrix}\right\} \right\rangle.$$

We obtain $r = 2$. We do not provide the detail of the computation. We only mention that, in this case, the generators of Δ are: f^1 , $[\rho, -\frac{\cos(\theta - \phi)}{\sin(\theta - \phi)}, 0]^T$, and $[\rho \frac{\cos(\theta - \phi)}{\sin(\theta - \phi)}, -\frac{\cos^2(\theta - \phi)}{\sin^2(\theta - \phi)}, 0]^T$.

Finally, Line 6 computes $\tilde{\mathcal{O}}$. From (3.5), by a direct computation we obtain:

$$\tilde{\mathcal{O}} = \text{span}\left\{\nabla \frac{\cos(\theta - \phi)}{\sin(\theta - \phi)}\right\}.$$

The final step of Algorithm 1 is the execution of Line 7, namely:

$$\mathcal{O} = \left\langle \begin{bmatrix} 0 \\ 0 \\ 1 \end{bmatrix}, \begin{bmatrix} \rho \frac{\cos(\theta - \phi)}{\sin(\theta - \phi)} \\ 1 \\ 0 \end{bmatrix} \mid \text{span}\{[0, 1, -1]\} \right\rangle,$$

as $\tilde{\mathcal{O}} \subseteq \text{span}\{[0, 1, -1]\}$, and \hat{g}^0 is null. The algorithm in (2.8) converges at the first step ($\Omega_1 = \Omega_0$), and:

$$\mathcal{O} = \text{span}\{[0, 1, -1]\}.$$

The above codistribution contains all the observability properties of our system. We postpone a discussion about them to Section 4.4.1.

Chapter 4

Systematic procedure to perform the identifiability analysis

This section is devoted to the problem of the identifiability of the time-varying parameters, or, equivalently, to the reconstructability of the system unknown inputs. As we will see, this problem is strongly related with the problem of state observability in the presence of unknown inputs (whose solution was provided in Chapter 3). We provide the general solution to obtain the reconstructability of the unknown inputs.

This section consists of four subsections. In 4.1, we extend a preliminary result provided in [24] and we obtain the answer to our problem when the state that characterizes our system is observable. In 4.2, we remind the reader of the concept of continuous symmetry introduced in [25]. In 4.3, we extend this concept to the unknown input vector and we provide the complete answer to our problem. In practice, we obtain the general systematic procedure that solves the problem of the identifiability of the time-varying parameters. The procedure is Algorithm 4. Finally, in 4.4, we illustrate all these concepts by using our case study.

4.1 Identifiability when the state is observable

In [24] we proved that when the state that characterizes the system is observable, if the system is canonic with respect to its unknown inputs, then all the unknown inputs can be reconstructed (Theorem 4 in [24]). It also holds the viceversa and, consequently, when the state is observable, we obtain a complete answer to our problem which is given by the following theorem:

Theorem 4.1. *If the state of the system characterized by (2.2) is observable, the unknown inputs can be reconstructed if and only if the system is canonic with respect to its unknown inputs.*

Note that, checking if a system is canonic with respect to its unknown input is immediate. It suffices to compute the rank of the reconstructability matrix from any set of generators of the observability codistribution (and Algorithm 1 provides a set of generators of this codistribution). Therefore, Theorem 4.1 provides a full answer to the problem of unknown input reconstruction when the state is observable.

Proof. Based on the result stated by Theorem 4 in [24], it remains to prove that if the unknown inputs can be reconstructed then the system is canonic with respect to its unknown inputs.

We proceed by contradiction. We assume that the system is not canonic with respect to its unknown inputs.

As the state is observable, all its components belong to the observation space and we have: $\mathcal{O} = \text{span}\{\nabla x_1, \dots, \nabla x_n\}$. As we assumed that the system is not canonic, $\deg_w(\mathcal{O}) < m_w$. Therefore, the matrix $\mathcal{RM}(x_1, \dots, x_n)$ has rank smaller than m_w . On the other hand, by an explicit computation we obtain

$$\mathcal{RM}(x_1, \dots, x_n) = \begin{bmatrix} [g^1]_1 & [g^2]_1 & \dots & [g^{m_w}]_1 \\ [g^1]_2 & [g^2]_2 & \dots & [g^{m_w}]_2 \\ \vdots & \vdots & \ddots & \vdots \\ [g^1]_n & [g^2]_n & \dots & [g^{m_w}]_n \end{bmatrix} =$$

$$\begin{bmatrix} g^1 & g^2 & \dots & g^{m_w} \end{bmatrix}$$

where $[g^i]_j$ is the j^{th} component of the vector field g^i ($i = 1, \dots, m_w$ and $j = 1, \dots, n$). Therefore, as $\text{rank}(\mathcal{RM}(x_1, \dots, x_n)) < m_w$, the vectors $g^1 \ g^2 \ \dots \ g^{m_w}$ are linearly dependent. We denote by \hat{n} a non trivial vector that belongs to the null space of the above matrix. Let us consider the dynamics:

$$\dot{x} = g^0 + \sum_{k=1}^{m_u} f^k u_k + \sum_{j=1}^{m_w} g^j w_j.$$

For any $w = [w_1, w_2, \dots, w_{m_w}]$, we obtain the same dynamics by transforming the UI as follows:

$$w \rightarrow w' = w + \hat{n}$$

As result, w cannot be distinguished from w' and, consequently, cannot be reconstructed. ◀

As we said, when the state is observable, the above theorem provides a full answer to our problem. It remains to find the solution when the state is not observable. Unfortunately, we need a complete different approach. In other words, in the presence of the state unobservability, we cannot exploit the result stated by Theorem 4.1. We provide an explanation of this fact.

Let us suppose that the state is not observable. In order to exploit the result stated by Theorem 4.1, we need to characterize our system by an observable state. Algorithm 1 provides the entire observable space. We could introduce a new state whose components are the generators of this space, i.e., the generators of \mathcal{O}^1 . This new state is certainly observable and its components are expressed in terms of the old state. To use Theorem 4.1, we need to describe our system by using this new state starting from the description that is characterized by the old state. This means to obtain a set of equations of the same format of (2.2) where the state x is the new state. In other words, the dynamics of x , precisely as in (2.2), must be expressed only in terms of the components of the new x (and not in terms of the old state). On the other hand, when we try to obtain this description, we often encounter two fundamental difficulties that make it critical, and even useless:

- **Critical issues:** This description cannot be determined automatically. In some cases, its determination can be a very demanding and laborious task, based on enormous inventiveness (e.g., see Section 6.3 where, although the state is small, the determination of this description requires ability and inventiveness).
- **Uselessness:** In many cases, obtaining this description requires a re-definition of the unknown inputs. In other words, this task cannot be performed by maintaining the same original unknown inputs (see the discussion of the second scenario of our case study in Section 4.4.2, and our applications in Sections 6.3 and 7.3). When the final goal is precisely the reconstruction of the *original* unknown inputs, performing this task (i.e., describing the system by an observable state) can be useless.

The above discussion showed that, in general, we cannot exploit the result stated by Theorem 4.1 to deal with systems characterized by an unobservable state. In this case, we need a different approach. This method will be introduced in Section 4.3. It is based on the concept of continuous symmetry introduced in [32] and here summarized in Section 4.2.

¹Clearly, with generators, here we mean the scalar functions whose gradients generate \mathcal{O} .

4.2 Unobservability of the State, State Symmetries and Indistinguishable States

In [32], and more exhaustively in [25], we introduced the concept of system symmetry in the presence of unobservability. When we are in the presence of unobservability, the dimension of the observability codistribution (\mathcal{O}) is smaller than the state dimension, n . Let us denote it by n_o . The null space of \mathcal{O} is not empty and it is a distribution (the orthogonal distribution, from now on denoted by \mathcal{O}^\perp), with dimension $n - n_o$. In [25, 32], we defined *symmetry* any vector field that belongs to \mathcal{O}^\perp . In Section 4.6 of [25] we showed that the generators of \mathcal{O}^\perp are the generators of a Lie algebra associated to a Lie group. Given a state x , all its indistinguishable states can be obtained by the action of this Lie group on x . Specifically, in [25], we showed that, starting from a system symmetry $\xi \in \mathcal{O}^\perp$ and a given state \bar{x} we can generate a set of states which are indistinguishable from \bar{x} by solving the following differential equation:

$$\begin{cases} \frac{dx}{d\tau} &= \xi(x(\tau)) \\ x(0) &= \bar{x} \end{cases} \quad (4.1)$$

In particular, if this equation admits solution on the interval $\tau \in [0, \mathcal{T}]$, then all the states $x(\tau)$, obtained by integrating the above equation up to τ , are indistinguishable from each other. The above procedure defines a one parameter Lie group. The parameter is τ and its action on the state \bar{x} returns the state $x(\tau)$:

$$\bar{x} \rightarrow x(\tau) \quad (4.2)$$

As usual, when dealing with Lie groups, it is very useful to refer to the action of the group when the parameter takes infinitesimal values. The above transformation becomes:

$$\bar{x} \rightarrow \bar{x} + \epsilon \xi \quad (4.3)$$

where ϵ is an infinitesimal². Given a symmetry ξ of the system in (2.2), the two states \bar{x} and $\bar{x} + \epsilon \xi$ are indistinguishable. Note that we have a symmetry if and only if the distribution \mathcal{O}^\perp is non trivial, i.e., if and only if the dimension of \mathcal{O} is strictly smaller than n . Hence, we can say that the state is observable if and only if we do not have symmetries. The symmetries can be computed automatically (it suffices to compute the nullspace of \mathcal{O}). Starting from them, we can also try to obtain the indistinguishable states, by solving the differential equation in (4.1). On the other hand, this last step cannot be performed automatically. When it can be performed analytically, it provides further useful insights on the ODE model. Finally, note that when the dimension of \mathcal{O}^\perp is strictly larger than 1, the states indistinguishable from a given state \bar{x} can be obtained by the action of a multi parameters Lie group (instead of a simple one-parameter Lie group). We do not provide details on this Lie group. We only mention that a set of generators of its associated Lie algebra is precisely the set of generators of \mathcal{O}^\perp (note that, as \mathcal{O} is an integrable codistribution, because of the Frobenius Theorem, \mathcal{O}^\perp is involutive, i.e., closed with respect to the Lie brackets). We also emphasize that, in this case of multiple independent symmetries, we can still consider each symmetry independently and obtaining 1-dimensional indistinguishable sets by the action of the corresponding one-parameter Lie group (i.e., by solving the differential equation in (4.1)). We get a 1-dimensional indistinguishable set for each symmetry.

In Section 4.3, we extend the concept of symmetry to the unknown input vector and we obtain a full answer to the identifiability problem.

4.3 Identifiability for any system

We start by running Algorithm 1. By doing this, we automatically obtain the observability codistribution, \mathcal{O} . In addition, the algorithm provides a new system, which is an unknown input extension of the original system with the highest unknown input degree of reconstructability. From now on, we refer to this system. Its structure still satisfies (2.2). We denote the dimension of its state by n and we denote its unknown input degree of reconstructability (which is the highest) by

²The reader is addressed to [33, 34, 35] for the definition of infinitesimal (or infinitesimal number) and its use in calculus.

m . Note that, a set of m observable functions, $\tilde{h}_1, \dots, \tilde{h}_m$, is also available, after the execution of Algorithm 1. The new system could coincide with the original system, meaning that the UI degree of reconstructability of the original system is already the highest. In this case, Algorithm 1 returns the original system where only the order of the unknown inputs could have changed. Indeed, when $m < m_w$, the system returned by Algorithm 1 is ordered in accordance with the \mathcal{R} operation, defined in Section 3.1.3. In other words, the rank of the first m columns of $\mathcal{RM}(\tilde{h}_1, \dots, \tilde{h}_m)$ is m .

In this section we provide the expression of all the symmetries that characterize the unknown input vector of the system returned by Algorithm 1. In other words, we provide the expression of all the vectors $\chi = [\chi_1, \dots, \chi_{m_w}]^T$ such that:

$$w' = w + \epsilon \chi \quad (4.4)$$

is indistinguishable from w . In Section 4.3.1, we provide the expression of a first set of such symmetries that exist when the system is not canonic with respect to its unknown inputs (i.e., $m < m_w$). They will be denoted by $^c\chi$, where c stands for *system non-Canonicity*. In Section 4.3.2 we provide the expression of a second set of such symmetries that may exist when the state is unobservable. They will be denoted by $^u\chi$, where u stands for *state Unobservability*.

4.3.1 Unknown input symmetries due to the system non canonicity

We provide the expression of a set of symmetries of the unknown input vector that certainly exist when the system is not canonic with respect to its unknown inputs. In particular, this set consists of $m_w - m$ independent symmetries.

Theorem 4.2. *Let us consider the system returned by Algorithm 1 and let us suppose that $m < m_w$ (system not canonic with respect to the unknown inputs). For this system, the following $m_w - m$ column vectors:*

$$^c\chi^i = \begin{bmatrix} 0_m \\ e_i \end{bmatrix}, \quad i = 1, \dots, m_w - m, \quad (4.5)$$

with 0_m the zero m -column vector and e_i the unit vector of dimension $m_w - m$ with zero everywhere except that the i^{th} component which is 1, are $m_w - m$ independent symmetries of the unknown input vector.

Proof. The proof is given in A.

4.3.2 Possible unknown input symmetries due to the state unobservability

When the state is unobservable, we have one or more nonnull symmetries of the state. We have the following fundamental result.

Theorem 4.3. *Let us consider the system returned by Algorithm 1, and let us denote by $\xi \in \mathcal{O}^\perp$ a given symmetry of the state. The $m_w - m$ column vector $^u\chi$, with components:*

$$\begin{cases} ^u\chi_k = -\sum_{i=1}^m \nu_k^i \left(\xi_i^0 + \sum_{j=1}^m \xi_i^j w_j \right) & k = 1, \dots, m \\ ^u\chi_k = 0 & k = m+1, \dots, m_w \end{cases} \quad (4.6)$$

where:

$$\xi_i^\alpha = \frac{\partial \mathcal{L}_{g^\alpha} \tilde{h}_i}{\partial x} \xi, \quad \alpha = 0, 1, \dots, m, \quad i = 1, \dots, m, \quad (4.7)$$

is a symmetry of w .

When the system is canonic with respect to its unknown inputs ($m = m_w$), the unknown input symmetry becomes:

$$^u\chi_k = -\sum_{i=1}^{m_w} \nu_k^i \left(\xi_i^0 + \sum_{j=1}^{m_w} \xi_i^j w_j \right), \quad k = 1, \dots, m_w.$$

Proof. The proof is given in B.

We provide the following remarks.

Remark 4.1. *Given a symmetry ξ of the state, the corresponding symmetry ${}^u\chi$ in (4.6) can be trivial, i.e., can be a null vector. This is certainly the case when all the quantities ξ_i^α in (4.7) vanish. If for all the symmetries of the state the corresponding ${}^u\chi$ vanish, the first m component of w can be reconstructed. This means that there are cases where the first m unknown inputs can be reconstructed even in the presence of state unobservability. Hence, it is better to call the vector ${}^u\chi$ in (4.6) a potential symmetry of the unknown input vector.*

Remark 4.2. *We have a potential symmetry of the unknown input vector for any symmetry of the state.*

Remark 4.3. *If the state is observable, there are not state symmetries and the first m unknown inputs can be reconstructed. This is consistent with the result stated by Theorem 4.1. Indeed, when the state is observable we only have the unknown input symmetries that characterize the last $m_w - m$ unknown inputs. These symmetries disappear if and only if $m = m_w$ (i.e., the system is canonic with respect to the UIs).*

4.3.3 The systematic procedure

The systematic procedure to automatically obtain the identifiability of all the time-varying parameters (or the reconstructability of all the unknown inputs) is Algorithm 4. It is based on the results stated by Theorems 4.2 and 4.3. It starts by running Algorithm 1 on the system under investigation (Line 1). This provides the observability codistribution \mathcal{O} , the highest UI degree of reconstructability with respect to the unknown inputs, m , and a new system Σ' which is an unknown input extension of the original system with the highest UI degree of reconstructability. Note that, the identifiability analysis regards the new system Σ' . Hence, we investigate the reconstructability of the unknown inputs of this system. These unknown inputs may differ from the original ones for the following two reasons:

1. Their order may have been changed.
2. Some of them could be the time derivatives (of a given order) of the original ones.

Note that, in any case, we also obtain the reconstructability properties of the original unknown inputs. Indeed, if a given UI of Σ' is the time derivative of a given UI of the original system, it certainly means that the original UI was included in the state and it is unobservable. Regarding this UI, the identifiability analysis on Σ' will tell us if, at least, its time derivative is identifiable.

Line 3 of Algorithm 4 provides a set of $m_w - m$ symmetries of the unknown input, which are the $m_w - m$ unit vectors defined in (4.5). This set is empty if and only if the system is canonic with respect to its unknown inputs ($m = m_w$).

Lines 5 and 6 compute the orthogonal distribution \mathcal{O}^\perp and a basis of it. In particular, its generators are ξ^1, \dots, ξ^S . Then, the loop at Lines 7-9 computes the corresponding symmetries of the unknown input vector, i.e., ${}^u\chi^1, \dots, {}^u\chi^S$, on the basis of Theorem 4.3.

At this point, we have obtained all the symmetries that characterize the unknown input vector. They are the following $S + m_w - m$ vectors:

$${}^c\chi^1, \dots, {}^c\chi^{m_w-m}, {}^u\chi^1, \dots, {}^u\chi^S.$$

Finally, the loop at Lines 10-16 checks the reconstructability of all the unknown inputs w_1, \dots, w_{m_w} . Specifically, the j^{th} unknown input (w_j) can be reconstructed if and only if:

$${}^c\chi_j^1 = \dots = {}^c\chi_j^{m_w-m} = {}^u\chi_j^1 = \dots = {}^u\chi_j^S = 0,$$

i.e., the j^{th} components of all the unknown input symmetries, vanish, simultaneously.

Note that, when $S = 0$ (and this is the case when the state that characterizes Σ' is observable) the first m unknown inputs, w_1, \dots, w_m , can be reconstructed. If in addition the system is canonic with respect to its unknown inputs, all the unknown inputs can be reconstructed. Note that the observability of the state is a sufficient (but not a necessary) condition to have the

reconstructability of the first m unknown inputs. Indeed, there are cases where the state is unobservable (i.e., $S > 0$) but all the symmetries ${}^u\chi^1, \dots, {}^u\chi^S$ vanish, simultaneously (e.g., this occurs in the first scenario of our case study, as discussed in Section 4.4.3).

Algorithm 4: The algorithm that builds the symmetries of the unknown input vector and check the reconstructability of all its components (w_j , $j = 1, \dots, m_w$).

```

1: Run Algorithm 1 and compute  $\mathcal{O}$ ,  $m$ ,  $\Sigma'$ .
2: if  $m < m_w$  then
3:   Set  ${}^c\chi^1, \dots, {}^c\chi^{m_w-m}$ , as in (4.5).
4: end if
5: Compute  $\mathcal{O}^\perp$ .
6: Set  $\mathcal{O}^\perp = \text{span}\{\xi^1, \dots, \xi^S\}$ .
7: for  $i_s = 1 : S$  do
8:   Set  $\xi = \xi^{i_s}$ , and compute the corresponding  ${}^u\chi$  (from (4.6) and (4.7)), and denote it by  ${}^u\chi^{i_s}$ .
9: end for
10: for  $j = 1 : m_w$  do
11:   if  ${}^c\chi_j^1 = \dots = {}^c\chi_j^{m_w-m} = {}^u\chi_j^1 = \dots = {}^u\chi_j^S = 0$  then
12:      $w_j$  can be reconstructed
13:   else
14:      $w_j$  cannot be reconstructed
15:   end if
16: end for

```

4.4 Illustration by the case study

We illustrate all the concepts introduced by this section by applying them to our case study. Note that, for educational purposes, we provide the indistinguishable states and we also obtain a description of our system by an observable state. On the other hand, the implementation of Algorithm 4 requires neither the determination of the indistinguishable states nor a description of the system by an observable state. It only requires the computation of all the independent symmetries of the state, i.e., a basis of the orthogonal distribution \mathcal{O}^\perp .

4.4.1 Symmetries and Indistinguishable states

First scenario

From the expression of \mathcal{O} , provided in Section 3.4, we obtain:

$$\mathcal{O}^\perp = \text{span} \left\{ \begin{bmatrix} 0 \\ 1 \\ 1 \end{bmatrix} \right\},$$

which is the generator of the rotations around the vertical axis. This agrees with our intuition as all the measurements (the linear velocity, v , and the bearing angle, β) are invariant under any rotation of the system around the vertical axis.

Let us consider a given state, $[\bar{\rho}, \bar{\phi}, \bar{\theta}]^T$ and let us compute its indistinguishable states. This computation cannot be performed automatically, as it requires to solve a differential equation. On the other hand, it is only provided for educational purposes. From Equation (4.1), we need to solve the following differential equation:

$$\begin{cases} \frac{d\rho}{d\tau} &= 0 \\ \frac{d\phi}{d\tau} &= 1 \\ \frac{d\theta}{d\tau} &= 1 \\ \rho(0) &= \bar{\rho}, \phi(0) = \bar{\phi}, \theta(0) = \bar{\theta} \end{cases}$$

We obtain that all the states:

$$\begin{bmatrix} \bar{\rho} \\ \bar{\phi} + \tau \\ \bar{\theta} + \tau \end{bmatrix}$$

are indistinguishable. For a given τ , the above state is obtained by rotating the state $[\bar{\rho}, \bar{\phi}, \bar{\theta}]^T$ by an angle of magnitude τ around the vertical axis.

Second scenario

From the expression of \mathcal{O} , provided in Section 3.4, we obtain:

$$\mathcal{O}^\perp = \text{span} \left\{ \begin{bmatrix} 0 \\ 1 \\ 1 \end{bmatrix}, \begin{bmatrix} 1 \\ 0 \\ 0 \end{bmatrix} \right\}.$$

The first generator is again the generator of the rotations around the vertical axis. It agrees with our intuition as also the measurements of the angular speed ω are invariant under any rotation of the system around the vertical axis. The new symmetry is the generator of the absolute scale transformations. Its presence is not surprising. When the linear speed is unknown, all the available measurements are angular measurements (ω and β) and there is no metric information. In other words, all the measurements are also invariant to the scale.

Let us consider a given state, $[\bar{\rho}, \bar{\phi}, \bar{\theta}]^T$ and let us compute the indistinguishable states obtained by using the second generator. Equation (4.1) becomes:

$$\begin{cases} \frac{d\rho}{d\tau} &= 1 \\ \frac{d\phi}{d\tau} &= 0 \\ \frac{d\theta}{d\tau} &= 0 \\ \rho(0) &= \bar{\rho}, \phi(0) = \bar{\phi}, \theta(0) = \bar{\theta} \end{cases}$$

We obtain that all the states:

$$\begin{bmatrix} \bar{\rho} + \tau \\ \bar{\phi} \\ \bar{\theta} \end{bmatrix}$$

are indistinguishable. As ρ is the only metric component of the state (the other two, θ and ϕ , are angles), the above state can be regarded as a scale transformation of $[\bar{\rho}, \bar{\phi}, \bar{\theta}]^T$ (in particular, it is rescaled by the factor $\frac{\bar{\rho}+\tau}{\bar{\rho}}$). Note that, a symmetry is defined up to a multiplying factor (for any vector in \mathcal{O}^\perp also the vector obtained by multiplying it by a given scalar is in \mathcal{O}^\perp). Hence, the transformation on the state defined by $\xi = [1, 0, 0]^T$ can also be defined by the same symmetry multiplied by ρ . In other words, we could consider the symmetry: $[\rho, 0, 0]^T$. By using this symmetry, Equation (4.1) provides, $\frac{d\rho}{d\tau} = \rho$, whose solution is $\rho(\tau) = \bar{\rho}e^\tau$. This second option makes more readable that it is a scale transformation (in particular, the scale factor is e^τ).

4.4.2 Characterization by an observable state

This step cannot be performed automatically but, as the system is very simple, its execution is trivial. In addition, as we mentioned, this step is not required for the implementation of Algorithm 4.

First scenario

The dimension of the observability codistribution is 2 and two independent generators are: ρ , and $\psi := \theta - \phi$. Hence, a possible observable state is precisely $x = [\rho, \psi]^T$. From (2.13), we easily obtain:

$$\begin{cases} \dot{\rho} &= v \cos \psi \\ \dot{\psi} &= \omega - \frac{v}{\rho} \sin \psi \end{cases} \quad (4.8)$$

where $\omega(=w)$ is the unknown input and $v(=u)$ the known input.

Second scenario

The dimension of the observability codistribution is 1 and one generator is ψ . Hence, a possible observable state is precisely $x = [\psi]$. From (2.13), we easily obtain: $\dot{\psi} = \omega - \frac{v}{\rho} \sin \psi$, where $v(=w)$ is the unknown input and $\omega(=u)$ the known input. Note that, by using w , we cannot obtain a description of the system in terms of the solely observable state, because the expression of the dynamics needs the quantity ρ . We must redefine the unknown input. A possible choice is $\tilde{w} := \frac{w}{\rho} = \frac{v}{\rho}$. The system dynamics become:

$$\dot{\psi} = \omega - \tilde{w} \sin \psi \quad (4.9)$$

4.4.3 Identifiability

We use Algorithm 4 to obtain the identifiability of the time-varying parameters for our case study. In particular, for the first scenario, the unknown time-varying parameter is the angular speed $\omega(t)$ while, in the second scenario, is the linear speed $v(t)$. In both scenarios, the system is canonic with respect to its unknown input. Hence, we can only have the unknown input symmetries due to the state unobservability (${}^u\chi$).

First scenario

We have a single symmetry of the state that is $\xi = [0, 1, 1]^T$. We compute the corresponding symmetry of the unknown input, ${}^u\chi$, by using (4.6). We need, first of all, to compute the terms ξ_i^α by using (4.7), for $\alpha = 0, 1$, and $i = 1$. We have $\tilde{h}_1 = \tilde{h} = \phi - \theta$. As g^0 is null, $\mathcal{L}_{g^0}\tilde{h} = 0$. Hence:

$$\xi_1^0 = 0$$

Let us compute ξ_1^1 . We have $g^1 = [0, 0, 1]^T$. We obtain: $\mathcal{L}_{g^1}\tilde{h} = -1$. As a result,

$$\xi_1^1 = 0$$

From (4.6), we obtain that the symmetry of the unknown input vanishes.

Therefore, we do not have non trivial symmetries of the unknown input. This means that the unknown input can be reconstructed (or, in other words, the time-varying parameter $\omega(t)$ is identifiable).

Note that the same result is obtained by using Theorem 4.1 on the system in (4.8). Indeed, the state that characterizes this system is observable and the system is canonic with respect to its unknown input. Hence, the unknown input can be reconstructed.

Second scenario

We have two independent symmetries: $\xi^1 = [0, 1, 1]^T$, and $\xi^2 = [\rho, 0, 0]^T$. Note that, for the second symmetry, on the basis of the remark at the end of Section 4.4.1, we use $[\rho, 0, 0]^T$ instead of $[1, 0, 0]^T$. To compute the corresponding ${}^u\chi$, we need the terms ξ_1^0 and ξ_1^1 . For both symmetries, we need to compute $\mathcal{L}_{g^0}\tilde{h}_1$ and $\mathcal{L}_{g^1}\tilde{h}_1$. On the other hand, g^0 is null, $g^1 = \left[\cos(\theta - \phi), \frac{\sin(\theta - \phi)}{\rho}, 0 \right]^T$, and $\tilde{h}_1 = \tilde{h} = \phi - \theta$. Hence, we obtain:

$$\mathcal{L}_{g^0}\tilde{h} = 0, \quad \mathcal{L}_{g^1}\tilde{h} = \frac{\sin(\theta - \phi)}{\rho}.$$

Let us consider the first symmetry: $\xi^1 = [0, 1, 1]^T$. From (4.7), and the above expressions of $\mathcal{L}_{g^0}\tilde{h}$ and $\mathcal{L}_{g^1}\tilde{h}$, we obtain:

$$\xi_1^0 = \xi_1^1 = 0.$$

From (4.6), we obtain that the corresponding symmetry of the unknown input vanishes, i.e., ${}^u\chi^1 = 0$.

Let us consider the second symmetry $\xi^2 = [\rho, 0, 0]^T$. From (4.7), and the above expressions of $\mathcal{L}_{g^0}\tilde{h}$ and $\mathcal{L}_{g^1}\tilde{h}$, we obtain:

$$\xi_1^0 = 0, \quad \xi_1^1 = \frac{\partial \mathcal{L}_{g^1}\tilde{h}}{\partial x} \xi^2 = -\frac{\sin(\theta - \phi)}{\rho}.$$

We use (4.6) to compute ${}^u\chi$. Note that, in this case $m = m_w = 1$, and, from (3.8), ${}^m\nu_1^1 = \nu_1^1 = \frac{\rho}{\sin(\theta - \phi)}$. We obtain:

$${}^u\chi^2 = v.$$

This means that, although we have two symmetries of the state, we have a single non trivial symmetry of the unknown input. The unknown input cannot be reconstructed (or, in other words, the time-varying parameter $v(t)$ is not identifiable).

In this case, by applying Theorem 4.1 on (4.9), we only conclude that the unknown input $\tilde{w} = \frac{v(t)}{\rho(t)}$ can be reconstructed. However, the Theorem does not allow us to take a conclusion about the identifiability of the original time-varying parameter $w = v(t)$.

Chapter 5

Indistinguishable states and indistinguishable unknown inputs

Algorithm 4 can be executed automatically and provides a full answer to the problem of the identifiability of the time-varying parameters (or unknown input reconstruction). It uses the results stated by Theorems 4.2 and 4.3, which are based on the powerful concept of infinitesimal transformation. In this section, we want to discuss the case of finite transformations. In other words, we want to extend the same analysis provided in Section 4.2 to the unknown inputs. In that case, the infinitesimal transformation was given by Equation (4.3) and the finite transformation was given by Equation (4.2), where $x(\tau)$ is the solution of the differential equation in (4.1). Note that, the solution of the differential equation in (4.1) cannot be obtained automatically, and, in many cases, it can only be determined numerically. On the other hand, its determination is unnecessary to perform both the observability and the identifiability analysis. The same remarks hold for the differential equations given in this section (i.e., Equations (5.5) and (5.6)), which provide the finite transformations to build indistinguishable unknown inputs and initial states, simultaneously. On the other hand, their solution can provide useful insights on a given ODE model (in Sections 6.4 we provide the analytical solution for a model in the framework of HIV dynamics and, in Section 7.4, we provide the analytical solution for a model in the framework of Covid-19 dynamics).

Let us consider the system Σ' returned by Algorithm 1. It still satisfies Equation (2.2). Let us assume that the initial time is $t = 0$ and the initial state is $x(0) = x_0$. The state at time t is obtained by solving the following differential equation (where all the quantities are the ones that characterize the system Σ' returned by Algorithm 1):

$$\begin{cases} \dot{x}(t) &= g^0(x, t) + \sum_{k=1}^{m_u} f^k(x, t)u_k(t) + \\ &\quad + \sum_{j=1}^{m_w} g^j(x, t)w_j(t) \\ x(0) &= x_0 \end{cases} \quad (5.1)$$

We consider any choice of the known inputs, $u_1(t), \dots, u_{m_u}(t)$, such that the above differential equation admits a solution in the time interval $[0, T]$.

Now, we introduce the state $x'(t)$ obtained by solving the following differential equation:

$$\begin{cases} \dot{x}'(t) &= g^0(x', t) + \sum_{k=1}^{m_u} f^k(x', t)u_k(t) + \\ &\quad + \sum_{j=1}^{m_w} g^j(x', t)w'_j(t) \\ x'(0) &= x'_0 \end{cases} \quad (5.2)$$

We emphasize that the state $x'(t)$ is obtained by solving the same differential equation that provides $x(t)$ but with the following two differences:

- The initial state is x'_0 instead of x_0 .
- The unknown input is $w'(t) = [w'_1(t), \dots, w'_{m_w}(t)]^T$ instead of $w(t) = [w_1(t), \dots, w_{m_w}(t)]^T$ (and this second difference involves the unknown input at any time in the considered time interval and not simply the initial time).

We are interested in detecting all the initial states x'_0 and all the unknown input functions $w'(t)$ such that, independently of the choice of the known input functions, the states $x'(t)$ produce exactly the same outputs of the states $x(t)$, i.e.:

$$h_i(x(t), t) = h_i(x'(t), t), \quad i = 1, \dots, p,$$

for any $t \in [0, T]$.

On the basis of Theorems 4.2 and 4.3, we have two sets of solutions, which are provided by the two types of unknown input symmetries, ${}^c\chi$ and ${}^u\chi$. Specifically, on the basis of the result stated by Theorem 4.2, we obtain the following first set of solutions:

$$x'_0 = x_0, \quad w'(t) = w(t) + \epsilon {}^c\chi^i, \quad i = 1, \dots, m_w - m \quad (5.3)$$

On the basis of the result stated by Theorem 4.3, we obtain the following second set of solutions:

$$x'_0 = x_0 + \epsilon \xi^i, \quad w'(t) = w(t) + \epsilon {}^u\chi^i, \quad i = 1, \dots, S \quad (5.4)$$

where $\xi^i \in \mathcal{O}^\perp$ is the symmetry of the state that provides ${}^u\chi^i$, in accordance with (4.6) (i.e., ${}^u\chi^i$ is obtained by setting $\xi = \xi^i$ in (4.7)).

Starting from the infinitesimal transformations given in (5.3) and in (5.4), we can compute the corresponding finite transformations. For the $m_w - m$ infinitesimal transformations given in (5.3), the corresponding finite transformations are the following. Regarding x'_0 , it trivially remains the same for all of them, i.e.:

$$x'_0 = x_0$$

Regarding the unknown inputs, we have $m_w - m$ independent $w' = w'(t, \tau)$, which are the solutions of the following differential equations:

$$\begin{cases} \frac{dw'}{d\tau} &= {}^c\chi^i \\ w'(t, 0) &= w(t), \end{cases} \quad (5.5)$$

$i = 1, \dots, m_w - m$. In the above equation, the time t is a fixed parameter. In other words, to obtain $w'(t, \tau)$, we first set the time to the desired value t . Due to the trivial expression of ${}^c\chi$ in (4.5) (and in particular its independence of the specific case), this differential equation can be solved once forever and provides:

$$\begin{cases} w'_j(t, \tau) = w_j(t), & j \neq m + i \\ w'_j(t, \tau) = w_j(t) + \tau, & j = m + i \end{cases}$$

For the S infinitesimal transformations given in (5.4), the corresponding finite transformations now involve simultaneously the symmetry of the state and the associated symmetry on the unknown inputs. We have S independent $x'_0 = x'_0(\tau)$, and $w' = w'(t, \tau)$, which are obtained by solving the following differential equations:

$$\begin{cases} \frac{dx'}{d\tau} &= \xi^i(x'(t, \tau)) \\ \frac{dw'}{d\tau} &= {}^u\chi^i(x'(t, \tau), w'(t, \tau)) \\ x'(t, 0) &= x(t), \quad w'(t, 0) = w(t), \end{cases} \quad (5.6)$$

$i = 1, \dots, S$. Again, in the above equation, the time t is a fixed parameter. In other words, to obtain $x'(t, \tau)$, and $w'(t, \tau)$, we first set the time to desired value t . If, for any $t \in [0, T]$, the above equation admits a solution in the interval $[0, \mathcal{T}]$, then, for any $\tau \in [0, \mathcal{T}]$, the unknown input vector $w'(t, \tau)$ is indistinguishable from the unknown input vector $w(t)$. Note that, in the above equation, the value of $x(t)$, which appears at the initial condition $x'(t, 0) = x(t)$, is the solution of (5.1) at the time t . From $x'(t, \tau)$ we obtain the finite transformation of the initial state, which is the value of this function at the initial time, i.e., $x'_0 = x'_0(\tau) = x'(0, \tau)$.

The solution of (5.6) is obtained by first determining $x'(t, \tau)$ (i.e., by first solving $\frac{dx'}{d\tau} = \xi^i(x'(t, \tau))$, with initial condition $x'(t, 0) = x(t)$), and then by using it in $\frac{dw'}{d\tau} = {}^u\chi^i(x'(t, \tau), w'(t, \tau))$, which becomes a differential equation of only $w'(t, \tau)$. Note that the solution of $\frac{dx'}{d\tau} = \xi^i(x'(t, \tau))$, with initial condition $x'(t, 0) = x(t)$, is precisely the solution of (4.1) with $\bar{x} = x(t)$ and for the same state symmetry (i.e., $\xi = \xi^i$).

5.1 Illustration by the case study

We determine the set of indistinguishable unknown inputs for our case study. Note that, when the system parameters are identifiable, this set is trivial and consists of a single (the true) unknown input. Hence, we only consider the second scenario for which we obtained a single non trivial symmetry of the unknown input vector. Specifically, in Section 4.4.3 we obtained $\xi = [\rho, 0, 0]^T$ and ${}^u\chi = v$. The differential equation in (5.6) becomes:

$$\left\{ \begin{array}{l} \frac{d\rho'}{d\tau} = \rho'(t, \tau) \\ \frac{d\phi'}{d\tau} = 0 \\ \frac{d\theta'}{d\tau} = 0 \\ \frac{dv'}{d\tau} = v'(t, \tau) \\ \rho'(t, 0) = \rho(t), \phi'(t, 0) = \phi(t), \theta'(t, 0) = \theta(t) \\ v'(t, 0) = v(t) \end{array} \right. \quad (5.7)$$

and its solution is:

$$\left[\begin{array}{l} \rho'(t, \tau) = \rho(t) e^\tau, \\ \phi'(t, \tau) = \phi(t), \\ \theta'(t, \tau) = \theta(t), \\ v'(t, \tau) = v(t) e^\tau, \end{array} \right. \quad (5.8)$$

which is a scale transformation with factor e^τ . As expected, the unknown input $v(t)$ can only be reconstructed up to a scale. By computing the above $\rho'(t, \tau)$ at $t = 0$ we obtain that the initial state is only observable up to the same scale, $\rho'_0 = \rho'(0, \tau) = \rho_0 e^\tau$.

Note that, by using $\xi = [1, 0, 0]^T$ instead of $\xi = [\rho, 0, 0]^T$, we would obtain the same result. The corresponding ${}^u\chi$ is $\frac{v}{\rho}$ and the differential equation in (5.6), becomes:

$$\left\{ \begin{array}{l} \frac{d\rho'}{d\sigma} = 1 \\ \frac{d\phi'}{d\sigma} = 0 \\ \frac{d\theta'}{d\sigma} = 0 \\ \frac{dv'}{d\sigma} = \frac{v'(t, \sigma)}{\rho'(t, \sigma)} \\ \rho'(t, 0) = \rho(t), \phi'(t, 0) = \phi(t), \theta'(t, 0) = \theta(t) \\ v'(t, 0) = v(t) \end{array} \right.$$

where we used σ instead of τ . The solution is:

$$\left[\begin{array}{l} \rho'(t, \sigma) = \rho(t) + \sigma, \\ \phi'(t, \sigma) = \phi(t), \\ \theta'(t, \sigma) = \theta(t), \\ v'(t, \sigma) = \frac{v(t)}{\rho(t)}(\rho(t) + \sigma), \end{array} \right.$$

which coincides with the previous solution by setting $\sigma = \rho(t)(e^\tau - 1)$.

We conclude by remarking that, in accordance with the above results, the ratio $\frac{v}{\rho}$ is unaffected by the above scale transformation. Indeed, we have:

$$\frac{v}{\rho} \rightarrow \frac{ve^\tau}{\rho e^\tau} = \frac{v}{\rho}.$$

This means that this ratio is observable. This result is consistent with the result that we obtain by applying Theorem 4.1 on the system in (4.9), which is characterized by an observable state. As this system is also canonic with respect to its unknown input, it means that the unknown input $\tilde{w} = \frac{v}{\rho}$ can be reconstructed.

Chapter 6

HIV infection

We investigate the observability and the identifiability properties of a simple ODE model widely used to describe HIV dynamics in HIV-infected patients with antiretroviral treatment [18, 21, 27, 28, 29]. The model is characterized by the following three equations and the following two outputs:

$$\begin{cases} \dot{T}_U &= \lambda - \rho T_U - \eta(t) T_U V \\ \dot{T}_I &= \eta(t) T_U V - \delta T_I \\ \dot{V} &= N \delta T_I - c V \\ y &= [V, T_U + T_I], \end{cases} \quad (6.1)$$

where, T_U is the concentration of uninfected cells, T_I the concentration of infected cells, and V the viral load. The model is also characterized by the time-varying parameter $\eta(t)$ and the five constant parameters $\lambda, \rho, \delta, N, c$. They are defined as follows:

- $\eta(t)$ is the infection rate, which is a function of the antiviral treatment efficacy.
- λ is the source rate of uninfected cells.
- ρ is the death rate of uninfected cells.
- δ is the death rate of infected cells.
- N is the average number of virions produced by a single infected cell during its lifetime.
- c is the clearance rate of free virions.

All these parameters are assumed to be unknown.

To proceed, we need, first of all, to introduce a state that includes both the time-varying quantities (i.e., T_U, T_I, V) and the constant parameters (i.e., $\lambda, \rho, \delta, N, c$). We set:

$$x = [T_U, T_I, V, \lambda, \rho, \delta, N, c]^T \quad (6.2)$$

The system is directly a special case of (2.2). In particular, $m_u = 0, m_w = 1, p = 2, h_1(x) = V, h_2(x) = T_U + T_I$,

$$g^0 = \begin{bmatrix} \lambda - \rho T_U \\ -\delta T_I \\ N \delta T_I - c V \\ 0 \\ 0 \\ 0 \\ 0 \\ 0 \end{bmatrix}, \quad g^1 = \begin{bmatrix} -T_U V \\ T_U V \\ 0 \\ 0 \\ 0 \\ 0 \\ 0 \\ 0 \end{bmatrix} \quad (6.3)$$

6.1 Observability analysis

We run Algorithm 1 to obtain the observability codistribution. Line 2 provides:

$$\begin{aligned}\Omega &= \text{span}\{\nabla h_1, \nabla h_2\} \\ &= \text{span}\{[0, 0, 1, 0, 0, 0, 0, 0], [1, 1, 0, 0, 0, 0, 0, 0]\}.\end{aligned}$$

Line 3 provides $m = 0$, as $\mathcal{L}_{g^1}h_1 = \mathcal{L}_{g^1}h_2 = 0$ (and the rank of the unknown input reconstructability matrix from h_1, h_2 vanishes). The system is not in canonical form with respect to its unknown input. We enter the **repeat...until** loop. As mentioned in Section 3.3, the first 2 lines of this loop (Lines 10-11), are only needed starting from its possible subsequent execution. Line 12 provides no functions ($m = 0$). Line 13 provides: ${}^m\mu_0^0 = {}^m\nu_0^0 = 1$ obtained from (3.6) (these tensors have a single entry as the indices only take the value 0). In addition, from (3.7) we obtain: ${}^m\hat{g}^0 = {}^m\nu_0^0 g^0 = g^0$. As $m_u = 0$, Line 17 sets $\hat{k}^m = 0$.

Line 19 computes

$$\Omega = \left\langle \left\{ \begin{matrix} g^0 \\ g^1 \end{matrix} \right\} \middle| \text{span}\{\nabla h_1, \nabla h_2\} \right\rangle,$$

as ${}^m\hat{g}^0 = g^0$. By a direct computation, we obtain:

$$\begin{aligned}\Omega &= \text{span}\{\nabla h_1, \nabla h_2, \nabla \mathcal{L}_{g^0}h_1, \nabla \mathcal{L}_{g^0}h_2\} = \\ &\quad \text{span}\{\nabla h_1, \nabla h_2, \nabla h_3, \nabla h_4\}\end{aligned}$$

where we adopted the following notation:

$$h_3 := \mathcal{L}_{g^0}h_1, \quad h_4 := \mathcal{L}_{g^0}h_2$$

Now, $\deg_w(\Omega) = 1 > m = 0$. Hence, the condition at Line 20 is met and the loop is repeated. On the other hand, as Line 10 sets $m = 1 = m_w$, the condition at Line 11 is met and the execution continues with Line 5. The operation at this line ($[\tilde{h}_1, \dots, \tilde{h}_{m_w}] = \mathcal{S}(\Sigma, \Omega)$) sets

$$\tilde{h}_1 = h_4 = \mathcal{L}_{g^0}h_2 = \lambda - \rho T_U - \delta T_I$$

(we would obtain the same final result by setting $\tilde{h}_1 = h_3 = \mathcal{L}_{g^0}h_1$). Then, Line 6 provides:

$$\begin{aligned}\mu &= \begin{bmatrix} 1 & 0 \\ T_I \delta^2 - \rho(\lambda - T_U \rho) & -T_U V(\delta - \rho) \end{bmatrix}, \\ \nu &= \begin{bmatrix} 1 & 0 \\ \frac{T_I \delta^2 + T_U \rho^2 - \lambda \rho}{T_U V(\delta - \rho)} & -\frac{1}{T_U V(\delta - \rho)} \end{bmatrix},\end{aligned}\tag{6.4}$$

obtained from (3.3). In addition, from (3.4) we obtain:

$$\hat{g}^0 = \begin{bmatrix} -\frac{\delta(T_I \delta - \lambda + T_U \rho)}{\delta - \rho} \\ \frac{\rho(T_I \delta - \lambda + T_U \rho)}{\delta - \rho} \\ NT_I \delta - Vc \\ 0 \\ 0 \\ 0 \\ 0 \\ 0 \end{bmatrix}, \quad \hat{g}^1 = \begin{bmatrix} \frac{1}{\delta - \rho} \\ -\frac{\rho}{\delta - \rho} \\ 0 \\ 0 \\ 0 \\ 0 \\ 0 \\ 0 \end{bmatrix}$$

Finally, from (3.5) we obtain that, when $m_u = 0$, the codistribution $\tilde{\mathcal{O}}$ vanishes. The final step of Algorithm 1 is the execution of Line 7, namely:

$$\mathcal{O} = \langle \hat{g}^0, \hat{g}^1 \mid \text{span}\{\nabla h_1, \nabla h_2, \nabla h_3, \nabla h_4\} \rangle.$$

The algorithm in (2.8) converges at the third step ($\Omega_3 = \Omega_2$), and $\mathcal{O} =$

$$\text{span}\{\nabla h_1, \nabla h_2, \nabla h_3, \nabla h_4, \nabla \mathcal{L}_{\hat{g}^0}h_3, \nabla \mathcal{L}_{\hat{g}^1}h_3, \nabla \mathcal{L}_{\hat{g}^0}^2 h_3\}.$$

Its dimension is 7, which is smaller than the dimension of the state in (6.2). Hence, the state is not observable. In particular, regarding the constant parameters, it is immediate to check that two of them (δ and N) are unidentifiable (it suffices to show that their gradient, i.e., the two covectors $[0, 0, 0, 0, 0, 1, 0, 0]$ and $[0, 0, 0, 0, 0, 0, 1, 0]$, does not belong to \mathcal{O}). This result contradicts the result available in the state of the art (e.g., see Section 6.2 of [18] or Section 3.3 of [21]). In Section 6.6, we discuss the above result by referring to the same data set adopted in [21].

6.2 Symmetries and indistinguishable states

Once we have \mathcal{O} , the symmetries are immediately obtained by computing the orthogonal distribution. We have:

$$\mathcal{O}^\perp = \text{span} \left\{ \begin{bmatrix} T_I \delta \\ -T_I \delta \\ 0 \\ 0 \\ 0 \\ \delta(\delta - \rho) \\ N\rho \\ 0 \end{bmatrix} \right\}. \quad (6.5)$$

As for the case study, starting from the generators of \mathcal{O}^\perp we compute the indistinguishable states (although the determination of the indistinguishable states is not requested by Algorithm 4). We need to solve the differential equation in (4.1). Given a state $[\bar{T}_U, \bar{T}_I, \bar{V}, \bar{\lambda}, \bar{\rho}, \bar{\delta}, \bar{N}, \bar{c}]^T$, the solution of this differential equation provides states which are indistinguishable. For the specific case, by using the generator in (6.5) for ξ , Equation (4.1) becomes:

$$\begin{cases} \frac{dT_U}{d\tau} = T_I \delta \\ \frac{dT_I}{d\tau} = -T_I \delta \\ \frac{dV}{d\tau} = 0 \\ \frac{d\lambda}{d\tau} = 0 \\ \frac{d\rho}{d\tau} = 0 \\ \frac{d\delta}{d\tau} = \delta(\delta - \rho) \\ \frac{dN}{d\tau} = N\rho \\ \frac{dc}{d\tau} = 0 \\ T_U(0) = \bar{T}_U, T_I(0) = \bar{T}_I, V(0) = \bar{V}, \lambda(0) = \bar{\lambda}, \\ \rho(0) = \bar{\rho}, \delta(0) = \bar{\delta}, N(0) = \bar{N}, c(0) = \bar{c} \end{cases} \quad (6.6)$$

This equation can be solved analytically. The solution is:

$$x(\tau) = \begin{bmatrix} \bar{T}_U + \bar{T}_I - \frac{\bar{T}_I}{\bar{\rho}} (\bar{\delta} e^{-\bar{\rho}\tau} + \bar{\rho} - \bar{\delta}) \\ \frac{\bar{T}_I}{\bar{\rho}} (\bar{\delta} e^{-\bar{\rho}\tau} + \bar{\rho} - \bar{\delta}) \\ \bar{V} \\ \bar{\lambda} \\ \bar{\rho} \\ \bar{\delta} \bar{\rho} / ((\bar{\rho} - \bar{\delta}) e^{\bar{\rho}\tau} + \bar{\delta}) \\ \bar{N} e^{\bar{\rho}\tau} \\ \bar{c} \end{bmatrix} \quad (6.7)$$

All the above states ($x(\tau)$) are indistinguishable for any τ (in particular, they are indistinguishable from $[\bar{T}_U, \bar{T}_I, \bar{V}, \bar{\lambda}, \bar{\rho}, \bar{\delta}, \bar{N}, \bar{c}]^T$). In Section 6.6 we explicitly show that they produce the same outputs.

6.3 Characterization by an observable state

Note that this task is not requested by Algorithm 4, to obtain the identifiability of the parameters. In addition, this task cannot be performed automatically. On the other hand, we were able to obtain this description that can be useful for further investigations.

The original state has dimension 8 and the observability codistribution 7. This is the reason why we have a single symmetry ($8 = 7 + 1$). A possible observable state consists precisely of a set of generators of the observability codistribution. Algorithm 1 automatically returns a set of generators. We obtained: $h_1, h_2, \mathcal{L}_{g^0}h_1, \mathcal{L}_{g^0}h_2, \mathcal{L}_{\hat{g}^0}\mathcal{L}_{g^0}h_1, \mathcal{L}_{\hat{g}^1}\mathcal{L}_{g^0}h_1, \mathcal{L}_{\hat{g}^0}^2\mathcal{L}_{g^0}h_1$. On the other hand, by setting the state entries equal to these functions, obtaining the expression of its dynamics in terms of the same state components is definitely prohibitive (although possible). To simplify this task, first of all, we try to determine 7 independent and simple functions, which are observable and that generate the observability codistribution. By using the expression of the above generators and the expression of the above symmetry, by using our inventiveness, we were able to select the following observable functions:

$$\begin{aligned}
- \Psi_1 &:= V \\
- \Psi_2 &:= T_U + T_I \\
- \Psi_3 &:= N\delta T_I \\
- \mu &:= \frac{\delta - \rho}{N\delta} \\
- \lambda & \\
- c & \\
- \rho &
\end{aligned} \tag{6.8}$$

(by a direct calculation it is possible to verify that their gradients generate \mathcal{O}). As their expression is much easier than the expression of the generators automatically selected by Algorithm 1, we have the possibility to describe our system by using them. After some trials, by using (6.1), we were able to obtain the following dynamics:

$$\begin{cases}
\dot{\Psi}_1 &= \Psi_3 - c\Psi_1 \\
\dot{\Psi}_2 &= \lambda - \rho\Psi_2 - \Psi_3 \mu \\
\dot{\Psi}_3 &= \tilde{\eta} \\
\dot{\mu} &= 0 \\
\dot{\lambda} &= 0 \\
\dot{c} &= 0 \\
\dot{\rho} &= 0 \\
y &= [\Psi_1, \Psi_2]
\end{cases} \tag{6.9}$$

The correctness of the above expression can be easily verified by using in (6.9) the expressions of Ψ_1, Ψ_2, Ψ_3 , and μ given in (6.8) and by using Equation (6.1). Note that, in order to achieve this description, we had to redefine the unknown input ($\tilde{\eta} := N\delta T_U \Psi_1 \eta - \delta \Psi_3$). By using the original unknown input η , we would obtain $\dot{\Psi}_3 = N\delta T_U \Psi_1 \eta - \delta \Psi_3$. This equation cannot be expressed only in terms of the components of the new observable state. It needs the product $N\delta T_U$ and δ , which cannot be expressed in terms of the selected observable functions because both $N\delta T_U$ and δ are unobservable.

6.4 Identifiability analysis

We execute Algorithm 4. First, as the system is canonic with respect to its unknown inputs, we do not have symmetries of the unknown input due to the system non canonicity (${}^c\chi$). On the other hand, we have a single symmetry of the state (ξ), which is the single generator of \mathcal{O}^\perp in (6.5), and, as a result, we may have a non vanishing symmetry ${}^u\chi$ of the unknown input. Let us compute it. In accordance with Equation (4.6), we need to compute ξ_1^0 and ξ_1^1 . We have: $\tilde{h} = \tilde{h}_1 = \lambda - \rho T_U - \delta T_I$. From (6.3) we obtain:

$$\mathcal{L}_{g^0}\tilde{h} = T_I\delta^2 - \rho(\lambda - T_U\rho), \quad \mathcal{L}_{g^1}\tilde{h} = -T_U V(\delta - \rho).$$

From Equation (4.7), by using the generator of \mathcal{O}^\perp in (6.5) for ξ , we obtain:

$$\xi_1^0 = T_I \delta (\delta - \rho)^2, \quad \xi_1^1 = -V \delta (T_I + T_U) (\delta - \rho).$$

In addition, from Equation (6.4) and by knowing that $m = m_w = 1$ (canonic system), we have ${}^m\nu_1^1 = \nu_1^1 = -\frac{1}{T_U V (\delta - \rho)}$.

By using (4.6) and the above expressions, we obtain:

$$\begin{aligned} {}^u\chi = -\nu_1^1(\xi_1^0 + \xi_1^1 w_1) &= \frac{1}{T_U V (\delta - \rho)} T_I \delta (\delta - \rho)^2 \\ &\quad - \frac{1}{T_U V (\delta - \rho)} V \delta (T_I + T_U) (\delta - \rho) \eta. \end{aligned}$$

Hence:

$${}^u\chi = \frac{T_I \delta (\delta - \rho)}{T_U V} - \frac{\delta (T_I + T_U)}{T_U} \eta. \quad (6.10)$$

We have obtained a non trivial symmetry (${}^u\chi$) of the unknown input. This means that the unknown input cannot be reconstructed (or, in other words, the time-varying parameter $\eta(t)$ is not identifiable). This result contradicts the result available in the state of the art (e.g., see Section 6.2 of [18] or Section 3.3 of [21]). In Section 6.6, we prove the validity of the above result by quantitatively providing more unknown inputs that are consistent with the same outputs.

6.5 Indistinguishable states and unknown inputs

In order to obtain the indistinguishable states and unknown inputs we need to solve the differential equation in (5.6), for the specific case. By using the expression of ξ (which is the generator of \mathcal{O}^\perp in (6.5)) and the expression of ${}^u\chi$ in (6.10), the differential equation in (5.6) becomes:

$$\left\{ \begin{array}{ll} \frac{dT'_U}{d\tau} &= T'_I \delta' \\ \frac{dT'_I}{d\tau} &= -T'_I \delta' \\ \frac{d\tau'}{d\tau} &= 0 \\ \frac{d\lambda'}{d\tau} &= 0 \\ \frac{d\rho'}{d\tau} &= 0 \\ \frac{d\delta'}{d\tau} &= \delta' (\delta' - \rho') \\ \frac{dN'}{d\tau} &= N' \rho' \\ \frac{dc'}{d\tau} &= 0 \\ \frac{d\eta'}{d\tau} &= \frac{T'_I \delta' (\delta' - \rho')}{T'_U V'} - \frac{\delta' (T'_I + T'_U)}{T'_U} \eta' \\ T'_U(t, 0) &= T_U(t), \quad T'_I(t, 0) = T_I(t), \\ V'(t, 0) &= V(t), \\ \lambda'(0) = \lambda, \quad \rho'(0) &= \rho, \quad \delta'(0) = \delta, \quad N'(0) = N, \quad c'(0) = c \\ \eta'(t, 0) &= \eta(t) \end{array} \right. \quad (6.11)$$

where we only provide the explicit dependence on t and τ at the initial conditions and we omit it for the differential equations, for the simplicity sake. These equations can be solved analytically. The solution for the first eight components (which are the components of the state) is the same solution of (6.6) given in (6.7), with the appropriate values for the initial conditions. In other words, $x'(t, \tau)$ is:

$$\left\{ \begin{array}{ll} T'_U(t, \tau) &= T_U(t) + T_I(t) - \frac{T_I(t)}{\rho} (\delta e^{-\rho\tau} + \rho - \delta) \\ T'_I(t, \tau) &= \frac{T_I(t)}{\rho} (\delta e^{-\rho\tau} + \rho - \delta) \\ V'(t, \tau) &= V(t) \\ \lambda'(\tau) &= \lambda \\ \rho'(\tau) &= \rho \\ \delta'(\tau) &= \delta \rho / ((\rho - \delta) e^{\rho\tau} + \delta) \\ N'(\tau) &= N e^{\rho\tau} \\ c'(\tau) &= c \end{array} \right. \quad (6.12)$$

Regarding the unknown input, we obtain:

$$\eta'(t, \tau) = \frac{[\Gamma(t) + \eta(t)T_U(t)V(t)\rho]e^{\rho\tau} - \Gamma(t)}{V(t)[T_I(t)\delta + T_U(t)\rho]e^{\rho\tau} - V(t)T_I(t)\delta} \quad (6.13)$$

with

$$\Gamma(t) = T_I(t)\delta^2 - T_I(t)\delta\rho - \eta(t)T_U(t)V(t)\delta$$

We have obtained the following fundamental result. Let us consider the ODE model in (6.1) and let us consider a given time interval $\mathcal{I} := [t_0, T]$. Let us suppose that the initial conditions and the values of the model parameters are:

- $T_U(t_0) = T_{U_0}$, $T_I(t_0) = T_{I_0}$, and $V(t_0) = V_0$.
- The values of the constant parameters are λ , ρ , δ , N , and c .
- The time-varying parameter on \mathcal{I} is $\eta(t)$.

Then, the following initial conditions and the values of the model parameters:

$$\begin{aligned} & \bullet \quad \begin{cases} T'_U(t_0, \tau) &= T_{U_0} + T_{I_0} - \frac{T_{I_0}}{\rho} (\delta e^{-\rho\tau} + \rho - \delta) \\ T'_I(t_0, \tau) &= \frac{T_{I_0}}{\rho} (\delta e^{-\rho\tau} + \rho - \delta) \\ V'(t_0, \tau) &= V_0 \\ \lambda'(\tau) &= \lambda \\ \rho'(\tau) &= \rho \\ \delta'(\tau) &= \delta\rho / ((\rho - \delta)e^{\rho\tau} + \delta) \\ N'(\tau) &= Ne^{\rho\tau} \\ c'(\tau) &= c \end{cases} \end{aligned} \quad (6.14)$$

- the time-varying parameter given in (6.13), with $T_U(t)$, $T_I(t)$, and $V(t)$ the values of T_U , T_I , and V obtained by integrating (6.1) with initial conditions T_{U_0} , T_{I_0} , and V_0 , and unknown input $\eta(t)$,

produce exactly the same outputs $y_1(t)$, $y_2(t)$, on the entire time interval \mathcal{I} . This holds for any value of the parameter τ that belongs to an interval $\mathcal{U} \subseteq \mathbb{R}$, which includes $\tau = 0$. In addition, the interval \mathcal{U} is such that, for any $\tau \in \mathcal{U}$, the solution in (6.14) must exist. On the other hand, even if the above requirements on \mathcal{U} ensure the validity of our result (i.e., that the solution in (6.13) and (6.14) produces the same outputs at any time) we have a further requirement, due to the physical meaning of our states and parameters. For any $\tau \in \mathcal{U}$ the quantities $\delta'(\tau)$, $N'(\tau)$, $\eta'(t, \tau)$, $T'_U(t, \tau)$, and $T'_I(t, \tau)$ must be positive.

In Section 6.6, we test the validity of the above fundamental result by using the same data set adopted in [21].

6.6 Comparison with the state of the art results

As we aforementioned, our results contradict the result available in the state of the art for exactly the same ODE model characterized by (6.1) (e.g., see Section 6.2 of [18] or Section 3.3 of [21]). Specifically, in contrast with the state of the art, we obtained that both the state and the unknown input (or the time-varying parameter) $\eta(t)$, cannot be recovered from the outputs. In addition, we also obtained a one dimensional set of indistinguishable states, $x'_0(\tau)$, and a one parameter set of functions $\eta'(t, \tau)$ such that, by only using the outputs, it is not possible to distinguish among the elements of these sets. In other words, the outputs obtained by using the initial state $x'_0(\tau)$ and by using the unknown input function $\eta'(t, \tau)$, are independent of the parameter τ , and this holds for any $\tau \in \mathcal{U}$.

In this section, we explicitly provide these sets by referring to the same data available in the literature (e.g., see the electronic supplementary material of [21]) and we show that any choice in these sets produces the same outputs.

The data set is characterized as follows:

- The time interval is $\mathcal{I} = [0, 201]s$.

- $T_U(0) = 600$, $T_I(0) = 0$, $V(0) = 10^5$, $\lambda = 36$, $\rho = 0.108$, $\delta = 0.5$, $N = 10^3$, and $c = 3$.
- The time-varying parameter is:

$$\eta(t) = k \left(1 - 0.9 \cos \left(\frac{\pi}{1000} t \right) \right), \quad (6.15)$$

with $k = 0.00009$.

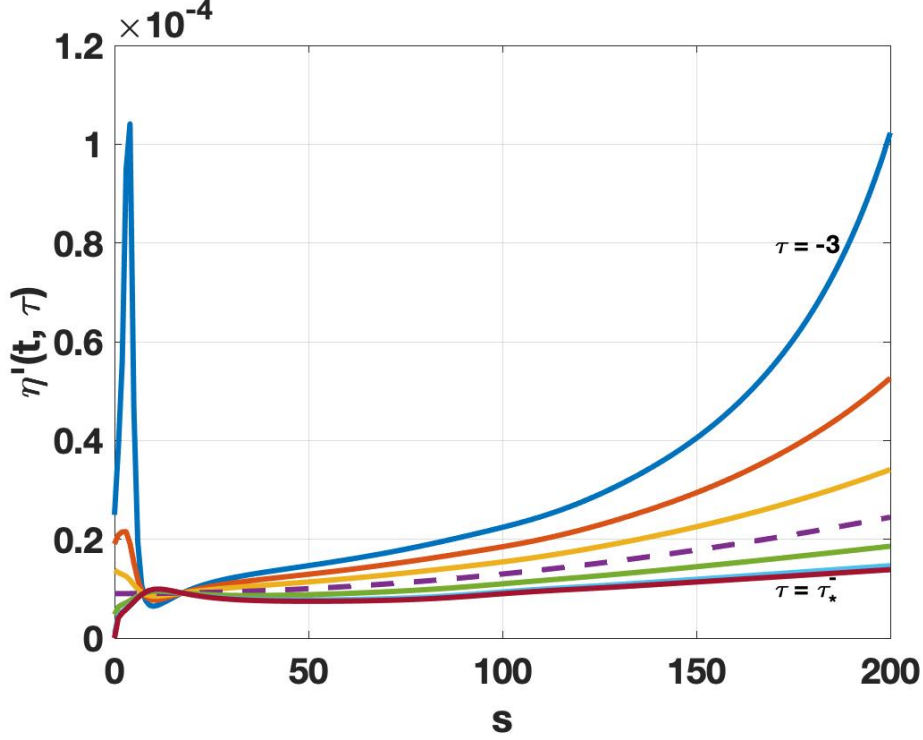


Figure 6.1: Several indistinguishable profiles for the time-varying parameter $\eta'(t, \tau)$ for several values of the parameter τ ranging from -3 up to $\tau_* \cong 2.2532$. The dashed purple line is the profile given by (6.15), i.e., $\eta'(t, \tau)$ for $\tau = 0$.

We provide indistinguishable initial states and indistinguishable unknown inputs for several values of the parameter $\tau \in \mathcal{U}$. First of all, let us characterize \mathcal{U} .

From the expression of $\delta'(\tau)$ in (6.14) and the values of our data set, we obtain that

$$\lim_{\tau \rightarrow \tau_*^-} \delta'(\tau) = +\infty, \quad \lim_{\tau \rightarrow \tau_*^+} \delta'(\tau) = -\infty$$

with $\tau_* := \frac{\log(\frac{\delta}{\delta-\rho})}{\rho} \cong 2.2532$.

In addition, we found that, for $\tau = -4$ the function $\eta'(t, \tau)$ in (6.13) takes negative values for $t \in [2, 6]$ s. Finally, we verified that in the interval

$$\mathcal{U}_0 := [-3, \tau_*)$$

all the quantities $\delta'(\tau)$, $N'(\tau)$, $\eta'(t, \tau)$, $T'_U(t, \tau)$, and $T'_I(t, \tau)$ take positive values (the last three on the entire time interval \mathcal{I}). The condition $\mathcal{U}_0 \subset \mathcal{U}$ is ensured and we are allowed to use any $\tau \in \mathcal{U}_0$. Hence, we consider the indistinguishable initial states and unknown inputs obtained by varying τ in this interval \mathcal{U}_0 .

Figure 6.1 displays the profiles of $\eta'(t, \tau)$. The profile for $\tau = 0$ (purple dashed line) is precisely the one set in (6.15). By varying τ we obtain a significant change of the profile meaning that this parameter is "strongly" unidentifiable.

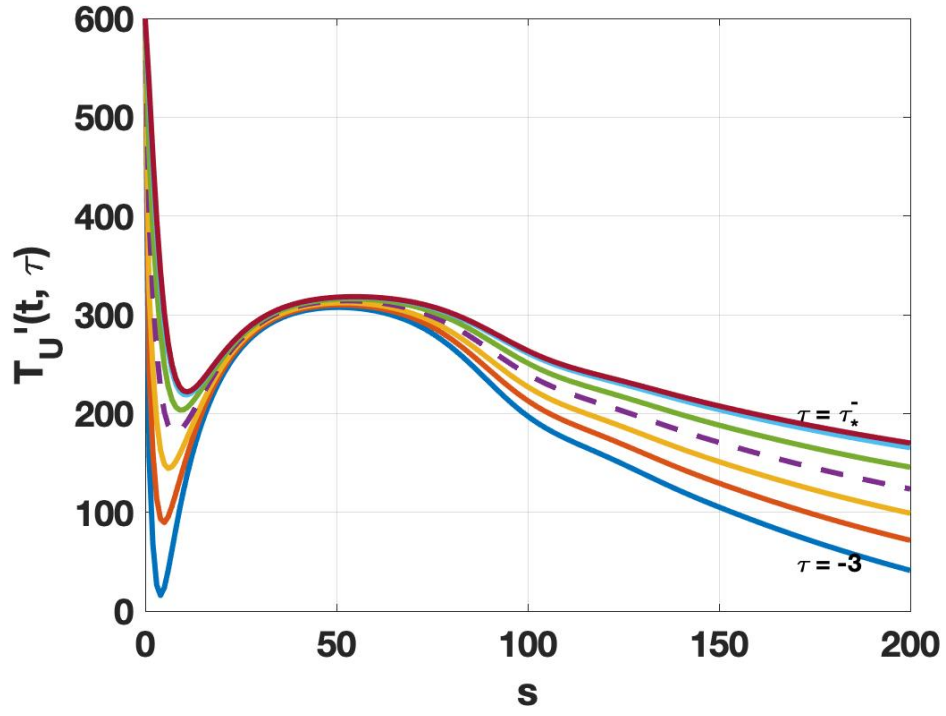


Figure 6.2: The profiles $T'_U(t, \tau)$ for several values of the parameter τ ranging from -3 up to $\tau_* \cong 2.2532$. The dashed purple line is the profile for $\tau = 0$.

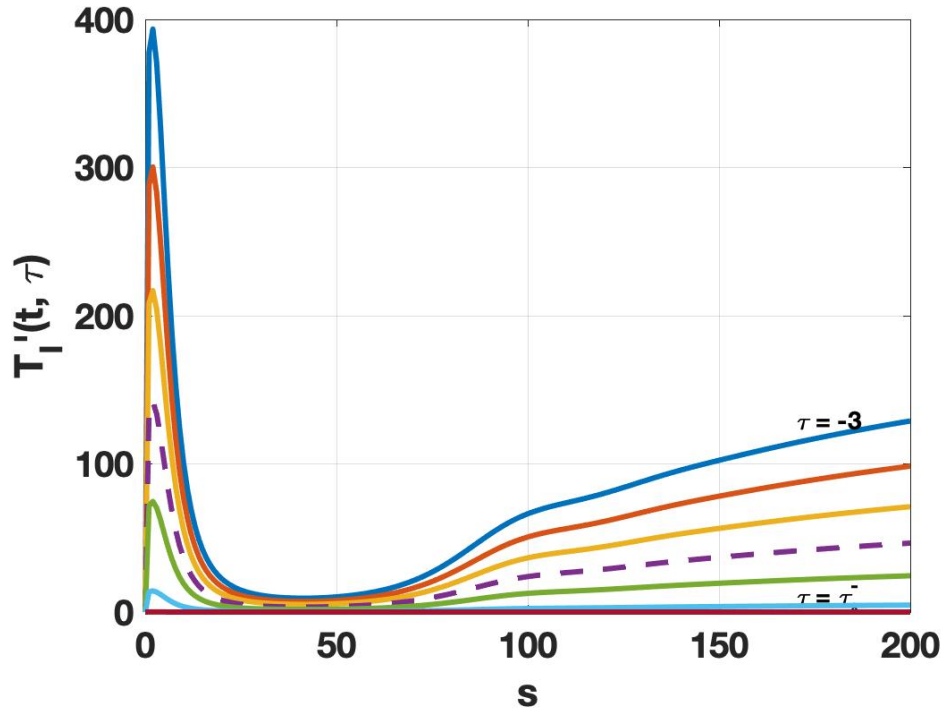


Figure 6.3: The profiles $T'_I(t, \tau)$ for several values of the parameter τ ranging from -3 up to $\tau_* \cong 2.2532$. The dashed purple line is the profile for $\tau = 0$.

Figures 6.2 and 6.3 display the profiles of $T'_U(t, \tau)$ and $T'_I(t, \tau)$, respectively. The initial conditions of T_U and T_I are obtained by these profiles at $t = 0$. By chance, in this case, these initial conditions are independent of τ . This because the part that depends on τ is linear in T_{I_0} (see the first two equations in (6.14)) and we set $T_{I_0} = 0$. Note that, by changing the values of T_{I_0} , the initial conditions significantly depend on τ meaning that also the initial state is "strongly" unobservable. In addition, by varying τ , the two constant parameters that are not identifiable (i.e., δ and N) significantly change. For instance, in accordance with (6.14), for $\tau = -3$ and $\tau = \tau_*$ we obtain the following changes:

$$\begin{aligned} \delta = \delta'(0) = 0.5 &\rightarrow \delta'(-3) \cong 0.25 \rightarrow \delta'(\tau \rightarrow \tau_*^-) = +\infty \\ N = N'(0) = 10^3 &\rightarrow N'(-3) \cong 723 \rightarrow N'(\tau_*) \cong 1276. \end{aligned}$$

The variation of δ' is even divergent.

We verified that the two outputs, $y_1(t) = V$ and $y_2(t) = T_U + T_I$, are independent of τ , at any t . This is obtained by proceeding as follows.

We considered several values of τ in \mathcal{U}_0 . For each τ , we integrated the differential equation in (6.1) with the initial conditions given in (6.14) for that τ and by setting the unknown time-varying parameter as in (6.13) for the same value of τ (that is one of the profiles plotted in Figure 6.1). Both the initial conditions in (6.14) and the unknown input significantly depend on τ . However, the two outputs (which are displayed in Figure 6.4) are independent, in accordance with our results.

We also check the validity of the same results by considering other settings (e.g., by setting $T_{I_0} \neq 0$).

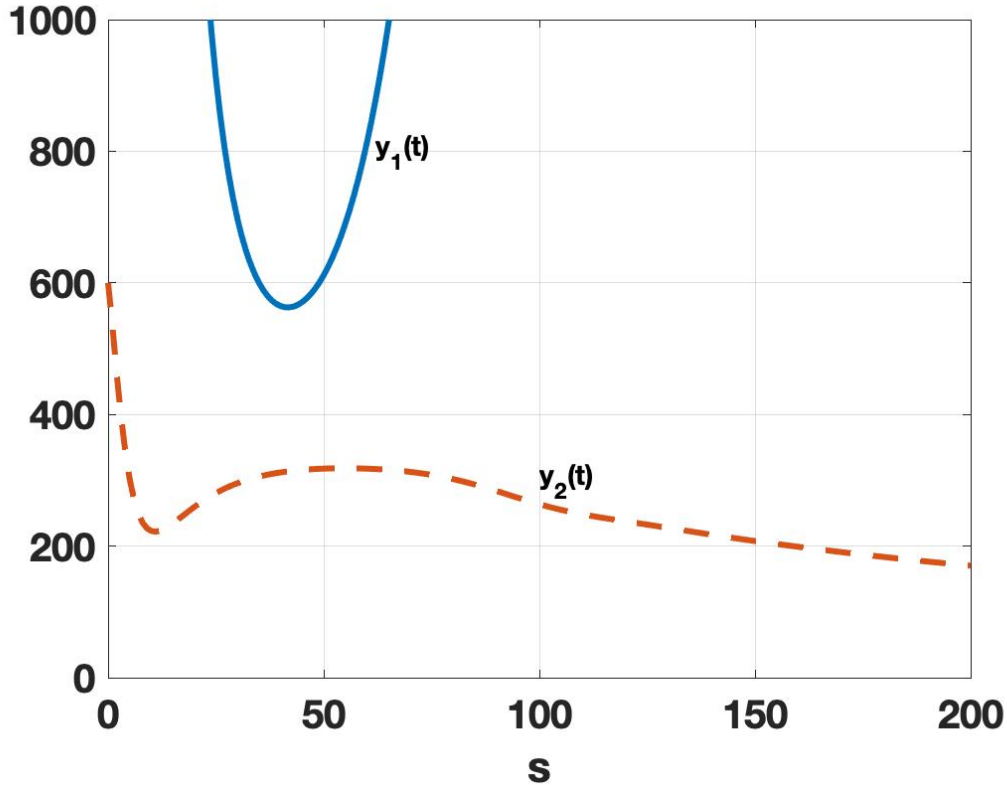


Figure 6.4: The two outputs $y_1(t) = V$ (solid blue line) and $y_2(t) = T_U + T_I$ (dashed red line). The profiles are independent of the parameter τ , as expected.

6.7 Minimal external information

Our analysis on the model characterized by (6.1) showed that only three parameters are identifiable. They are λ , ρ , and c . The remaining constant parameters, δ , and N , and the time-varying parameter, $\eta(t)$, cannot be identified. We conclude the study on this ODE model by answering to the following fundamental practical question: *which measurements must be added to the model to make all the model parameters identifiable?*

It is possible to prove that, by also including the output $y_3 = T_U$ (or $y_3 = T_I$), the state becomes observable and all the parameters identifiable. This can be proved by running Algorithm 1 and Algorithm 4 on the new system characterized by this further output. On the other hand, from our analysis, it is immediate to obtain a more interesting result. It actually suffices to have this further output at a single time $t^* \in \mathcal{I}$ (and not necessarily on the entire time interval) to make possible the identification of all the parameters (and the observability of the state). This fact can be proved by proceeding as follows.

We demonstrated that all the quantities defined in (6.8) are observable. This means that the values that they take at any time $t \in \mathcal{I}$ are known. Hence, we know $\Psi_3(t)$ and, in particular, $\Psi_3(t^*) = N\delta T_I(t^*)$. On the other hand, we assumed that $T_U(t^*)$ is known, and, consequently, we also know $T_I(t^*) = \Psi_2(t^*) - T_U(t^*)$. Hence, we obtain the product:

$$N\delta = \frac{\Psi_3(t^*)}{T_I(t^*)} = \frac{\Psi_3(t^*)}{\Psi_2(t^*) - T_U(t^*)}$$

From the knowledge of the fourth quantity $\mu = \frac{\delta - \rho}{N\delta}$ in (6.8), we get the difference $\delta - \rho$, and, as ρ is identifiable, also δ it is. Specifically, we obtain:

$$\delta = \mu N\delta + \rho = \mu \frac{\Psi_3(t^*)}{\Psi_2(t^*) - T_U(t^*)} + \rho.$$

This knowledge breaks the single state symmetry and the state in (6.2) becomes observable. Finally, as the unknown input was characterized by a single symmetry, which was due to the state unobservability, also the time-varying parameter $\eta(t)$ becomes identifiable.

In conclusion, by only adding a single measurement of T_U (or T_I) at a given time in the considered time interval, all the model parameters (constant and time-varying) become identifiable.

Chapter 7

Compartmental SEIAR model of the epidemic dynamics of Covid-19

We consider a simple model that generalizes the SEIR model commonly used for virus disease. This more general ODE model includes a further compartment, $A(t)$, that is the asymptomatic infected, [31]. The other compartments are the same of a SEIR model, i.e.: S, Susceptible; E, Exposed; I, Infected (symptomatic infected); R, Removed (i.e., healed or dead).

The differential equations of this model describe the movement of individuals of the population between the five aforementioned classes, i.e.: $S(t)$, $E(t)$, $I(t)$, $A(t)$ and $R(t)$.

The dynamics and the outputs are given by the following set of equations (e.g., see [31]):

$$\begin{cases} \dot{S} &= -\beta S(I + A) \\ \dot{E} &= \beta S(I + A) - \gamma E \\ \dot{I} &= \gamma p E - \mu_1 I \\ \dot{A} &= \gamma(1 - p)E - \mu_2 A \\ \dot{R} &= \mu_1 I + \mu_2 A \\ y &= [I, A, S + E + R], \end{cases} \quad (7.1)$$

This model includes the following constant parameters, which are assumed to be unknown:

- μ_1 and μ_2 that are the remove rates from the infected symptomatic individuals ($I(t)$) and the infected asymptomatic individuals ($A(t)$), respectively.
- γ that is the rate at which the exposed individuals ($E(t)$) are infected.
- p that is the probability that infected individuals are symptomatic (and $1 - p$ is the probability that infected individuals are asymptomatic).

The model also includes the following unknown time-varying parameter:

- $\beta = \beta(t)$ that is the probability of disease transmission in a single contact times the average number of contacts per person, due to contacts between an individual of the class S and an individual that belongs to one of the two classes I and A . This parameter is assumed to be time-varying as it can be modified by government measures (e.g., , using masks, closing schools, remote working).

We assume that we can measure the infected symptomatic individuals ($I(t)$), and the infected asymptomatic individuals ($A(t)$). Hence, our model is characterized by the first two outputs in (7.1). Finally, as we know the total population, $S(t) + E(t) + I(t) + A(t) + R(t)$, by removing from this the above two measurements, we obtain the third output in (7.1), i.e., $S(t) + E(t) + R(t)$.

To proceed, we need, first of all, to introduce a state that includes both the time-varying quantities (i.e., S , E , I , A , R) and the constant parameters (i.e., μ_1 , μ_2 , γ , p). We set:

$$x = [S, E, I, A, R, \mu_1, \mu_2, \gamma, p]^T \quad (7.2)$$

The system is directly a special case of (2.2). In particular, $m_u = 0$, $m_w = 1$, $p = 3$, $h_1(x) = I$, $h_2(x) = A$, $h_3(x) = S + E + R$,

$$g^0 = \begin{bmatrix} 0 \\ -\gamma E \\ \gamma p E - \mu_1 I \\ \gamma(1-p)E - \mu_2 A \\ \mu_1 I + \mu_2 A \\ 0 \\ 0 \\ 0 \\ 0 \end{bmatrix}, \quad g^1 = \begin{bmatrix} -S(I+A) \\ S(I+A) \\ 0 \\ 0 \\ 0 \\ 0 \\ 0 \\ 0 \\ 0 \end{bmatrix} \quad (7.3)$$

7.1 Observability analysis

We run Algorithm 1 to obtain the observability codistribution. Line 2 provides $\Omega = \text{span}\{\nabla h_1, \nabla h_2, \nabla h_3\}$, and Line 3 provides $m = 0$, as $\mathcal{L}_{g^1} h_1 = \mathcal{L}_{g^1} h_2 = \mathcal{L}_{g^1} h_3 = 0$ (and the rank of the unknown input reconstructability matrix from h_1, h_2, h_3 vanishes). The system is not in canonical form with respect to its unknown input. We enter the **repeat...until** loop. As mentioned in Section 3.3, the first 2 lines of this loop (Lines 10-11), are only needed starting from its possible subsequent execution. Line 12 provides no functions ($m = 0$). Line 13 provides: ${}^m\mu_0^0 = {}^m\nu_0^0 = 1$ obtained from (3.6) (these tensors have a single entry as the indices only take the value 0). In addition, from (3.7) we obtain: ${}^m\hat{g}^0 = {}^m\nu_0^0 g^0 = g^0$. As $m_u = 0$, Line 17 sets $\hat{k}^m = 0$. Line 19 computes

$$\Omega = \left\langle \left\{ \begin{matrix} g^0 \\ g^1 \end{matrix} \right\} \middle| \text{span}\{\nabla h_1, \nabla h_2, \nabla h_3\} \right\rangle,$$

as ${}^m\hat{g}^0 = g^0$. By a direct computation, we obtain:

$$\begin{aligned} \Omega &= \text{span}\{\nabla h_1, \nabla h_2, \nabla h_3, \nabla \mathcal{L}_{g^0} h_1, \nabla \mathcal{L}_{g^0} h_2\} = \\ &\quad \text{span}\{\nabla h_1, \nabla h_2, \nabla h_3, \nabla h_4, \nabla h_5\} \end{aligned}$$

where we adopted the following notation:

$$h_4 := \mathcal{L}_{g^0} h_1, \quad h_5 := \mathcal{L}_{g^0} h_2$$

Now, $\deg_w(\Omega) = 1 > m = 0$. Hence, the condition at Line 20 is met and the loop is repeated. On the other hand, as Line 10 sets $m = 1 = m_w$, the condition at Line 11 is met and the execution continues with Line 5. The operation at this line ($[\tilde{h}_1, \dots, \tilde{h}_{m_w}] = \mathcal{S}(\Sigma, \Omega)$) sets

$$\tilde{h}_1 = h_4 = \mathcal{L}_{g^0} h_1 = \gamma p E - \mu_1 I$$

(we would obtain the same final result by setting $\tilde{h}_1 = h_5 = \mathcal{L}_{g^0} h_2$). Then, Line 6 provides:

$$\mu = \begin{bmatrix} 1 & 0 \\ \mu_1(I\mu_1 - E\gamma p) - E\gamma^2 p & S\gamma p(A + I) \end{bmatrix},$$

$$\nu = \begin{bmatrix} 1 & 0 \\ \frac{E\gamma^2 + E\gamma\mu_1 - I\mu_1^2}{S\gamma p(A + I)} & \frac{1}{S\gamma p(A + I)} \end{bmatrix},$$

obtained from (3.3). In addition, from (3.4) we obtain:

$$\hat{g}^0 = \begin{bmatrix} -\frac{Ep\gamma^2 + Ep\gamma\mu_1 - I\mu_1^2}{\gamma^p} \\ -\frac{\mu_1(I\mu_1 - E\gamma p)}{\gamma^p} \\ E\gamma p - I\mu_1 \\ -A\mu_2 - E\gamma(p-1) \\ A\mu_2 + I\mu_1 \\ 0 \\ 0 \\ 0 \\ 0 \end{bmatrix}, \quad \hat{g}^1 = \begin{bmatrix} -\frac{1}{\gamma^p} \\ \frac{1}{\gamma^p} \\ 0 \\ 0 \\ 0 \\ 0 \\ 0 \\ 0 \end{bmatrix}$$

Finally, from (3.5) we obtain that, when $m_u = 0$, the codistribution $\tilde{\mathcal{O}}$ vanishes. The final step of Algorithm 1 is the execution of Line 7, namely:

$$\mathcal{O} = \langle \hat{g}^0, \hat{g}^1 \mid \text{span} \{ \nabla h_1, \nabla h_2, \nabla h_3, \nabla h_4, \nabla h_5 \} \rangle.$$

The algorithm in (2.8) converges at the second step ($\Omega_2 = \Omega_1$), and

$$\mathcal{O} = \text{span} \{ \nabla h_1, \nabla h_2, \nabla h_3, \nabla h_4, \nabla h_5, \nabla \mathcal{L}_{\hat{g}^0} h_5, \nabla \mathcal{L}_{\hat{g}^1} h_5 \}.$$

Its dimension is 7, which is smaller than the dimension of the state in (7.2). The state is unobservable.

7.2 Symmetries and indistinguishable states

Once we have \mathcal{O} , the symmetries are immediately obtained by computing the orthogonal distribution. We have:

$$\mathcal{O}^\perp = \text{span} \left\{ \begin{bmatrix} 1 \\ 0 \\ 0 \\ 0 \\ -1 \\ 0 \\ 0 \\ 0 \\ 0 \end{bmatrix}, \begin{bmatrix} E \\ -E \\ 0 \\ 0 \\ 0 \\ 0 \\ 0 \\ \gamma \\ 0 \end{bmatrix} \right\}. \quad (7.4)$$

As for the case study, starting from the generators of \mathcal{O}^\perp we compute the indistinguishable states (although the determination of the indistinguishable states is not requested by Algorithm 4). We need to solve the differential equation in (4.1). Given a state $[\bar{S}, \bar{E}, \bar{I}, \bar{A}, \bar{R}, \bar{\mu}_1, \bar{\mu}_2, \bar{\gamma}, \bar{p}]^T$, the solution of this differential equation provides states which are indistinguishable. For the specific case, we have two distinct independent symmetries that are the two generators of \mathcal{O}^\perp in (7.4). Let us discuss the two cases separately.

7.2.1 First symmetry

Equation (4.1) becomes:

$$\left\{ \begin{array}{lcl} \frac{dS}{d\tau} & = & 1 \\ \frac{dE}{d\tau} & = & 0 \\ \frac{dI}{d\tau} & = & 0 \\ \frac{dA}{d\tau} & = & 0 \\ \frac{dR}{d\tau} & = & -1 \\ \frac{d\mu_1}{d\tau} & = & 0 \\ \frac{d\mu_2}{d\tau} & = & 0 \\ \frac{d\gamma}{d\tau} & = & 0 \\ \frac{dp}{d\tau} & = & 0 \\ S(0) & = & \bar{S}, E(0) = \bar{E}, I(0) = \bar{I}, A(0) = \bar{A}, R(0) = \bar{R}, \\ \mu_1(0) & = & \bar{\mu}_1, \mu_2(0) = \bar{\mu}_2, \gamma(0) = \bar{\gamma}, p(0) = \bar{p} \end{array} \right. \quad (7.5)$$

This equation can be trivially solved analytically. The solution is:

$$x(\tau) = \begin{bmatrix} \bar{S} + \tau \\ \bar{E} \\ \bar{I} \\ \bar{A} \\ \bar{R} - \tau \\ \bar{\mu}_1 \\ \bar{\mu}_2 \\ \bar{\gamma} \\ \bar{p} \end{bmatrix} \quad (7.6)$$

All the above states $(x(\tau))$ are indistinguishable for any τ (in particular, they are indistinguishable from $[\bar{S}, \bar{E}, \bar{I}, \bar{A}, \bar{R}, \bar{\mu}_1, \bar{\mu}_2, \bar{\gamma}, \bar{p}]^T$).

7.2.2 Second symmetry

Equation (4.1) becomes:

$$\left\{ \begin{array}{lcl} \frac{dS}{d\tau} & = & E \\ \frac{dE}{d\tau} & = & -E \\ \frac{dI}{d\tau} & = & 0 \\ \frac{dA}{d\tau} & = & 0 \\ \frac{dR}{d\tau} & = & 0 \\ \frac{d\mu_1}{d\tau} & = & 0 \\ \frac{d\mu_2}{d\tau} & = & 0 \\ \frac{d\gamma}{d\tau} & = & \gamma \\ \frac{dp}{d\tau} & = & 0 \\ S(0) & = & \bar{S}, E(0) = \bar{E}, I(0) = \bar{I}, A(0) = \bar{A}, R(0) = \bar{R}, \\ \mu_1(0) & = & \bar{\mu}_1, \mu_2(0) = \bar{\mu}_2, \gamma(0) = \bar{\gamma}, p(0) = \bar{p} \end{array} \right. \quad (7.7)$$

This equation can be solved analytically. The solution is:

$$x(\tau) = \begin{bmatrix} -\bar{E} e^{-\tau} + \bar{S} + \bar{E} \\ \bar{E} e^{-\tau} \\ \bar{I} \\ \bar{A} \\ \bar{R} \\ \bar{\mu}_1 \\ \bar{\mu}_2 \\ \bar{\gamma} e^{\tau} \\ \bar{p} \end{bmatrix} \quad (7.8)$$

All the above states $(x(\tau))$ are indistinguishable for any τ (in particular, they are indistinguishable from $[\bar{S}, \bar{E}, \bar{I}, \bar{A}, \bar{R}, \bar{\mu}_1, \bar{\mu}_2, \bar{\gamma}, \bar{p}]^T$).

7.3 Characterization by an observable state

Note that this task is not requested by Algorithm 4, to obtain the identifiability of the parameters. In addition, this task cannot be performed automatically. On the other hand, we were able to obtain this description that can be useful for further investigations.

The original state has dimension 9 and the observability codistribution 7. This is the reason why we have two independent symmetries ($9 = 7 + 2$). A possible observable state consists precisely of a set of generators of the observability codistribution. Algorithm 1 automatically returns a set of generators. We obtained: $h_1, h_2, h_3, h_4, h_5, \mathcal{L}_{\hat{g}^0}h_5, \mathcal{L}_{\hat{g}^1}h_5$. On the other hand, by setting the state entries equal to these functions, obtaining the expression of its dynamics in terms of the same state components is definitely prohibitive (although possible). To simplify this task, first of all, we try to determine 7 independent and simple functions, which are observable and that generate the observability codistribution. By using the expression of the generators of \mathcal{O} and the expression of the generators of \mathcal{O}^\perp , by using our inventiveness we were able to select the following observable functions:

$$\begin{aligned}
- \Psi_1 &:= S + E + R \\
- \Psi_2 &:= \gamma E \\
- I \\
- A \\
- \mu_1 \\
- \mu_2 \\
- p
\end{aligned} \tag{7.9}$$

(by a direct calculation it is possible to verify that their gradients generate \mathcal{O}). As their expression is much easier than the expression of the generators automatically selected by Algorithm 1, we have the possibility to describe our system by using them. After some trials, by using (7.1), we were able to obtain the following dynamics:

$$\begin{cases} \dot{\Psi}_1 &= -\Psi_2 + \mu_1 I + \mu_2 A \\ \dot{\Psi}_2 &= \tilde{\beta} \\ \dot{I} &= p\Psi_2 - \mu_1 I \\ \dot{A} &= (1-p)\Psi_2 - \mu_2 A \\ y &= [I, A, \Psi_1], \end{cases} \tag{7.10}$$

Note that, in order to achieve this description, we had to redefine the unknown input. By using the original unknown input β , we would obtain $\dot{\Psi}_2 = \gamma \dot{E} = \beta S \gamma (I + A) - \gamma \Psi_2$. This equation cannot be expressed only in terms of the components of the new observable state. It needs the product $S\gamma$ and γ , which cannot be expressed in terms of the selected observable functions because they are unobservable.

7.4 Identifiability analysis

We execute Algorithm 4. First, as the system is canonic with respect to its unknown inputs, we do not have symmetries of the unknown input due to the system non canonicity (${}^c\chi$). On the other hand, we have two independent symmetries of the state, which are the generators of \mathcal{O}^\perp in (7.4), and, as a result, we may have non vanishing symmetries ${}^u\chi$ of the unknown input. Let us compute them. We use Equation (4.6) twice, by setting ξ equal to the two generators of \mathcal{O}^\perp in (7.4), respectively. In both cases, we have:

$$\tilde{h} := \tilde{h}_1 = \gamma p E - \mu_1 I.$$

and from (7.3), we obtain:

$$\mathcal{L}_{g^0}\tilde{h} = \mu_1(I\mu_1 - E\gamma p) - E\gamma^2 p, \quad \mathcal{L}_{g^1}\tilde{h} = S\gamma p(A + I). \tag{7.11}$$

7.4.1 First symmetry

We set

$$\xi = \xi^1 = \begin{bmatrix} 1 \\ 0 \\ 0 \\ 0 \\ -1 \\ 0 \\ 0 \\ 0 \\ 0 \end{bmatrix}.$$

In accordance with Equation (4.6), we need to compute ξ_1^0 and ξ_1^1 . From Equation (4.7), by using the above ξ and (7.11), we obtain:

$$\xi_1^0 = 0, \quad \xi_1^1 = \gamma p(A + I).$$

and, by substituting in (4.6), we obtain:

$${}^u\chi = - {}^m\nu_1^1(\xi_1^0 + \xi_1^1 w_1) = -\frac{\xi_1^1}{S\gamma p(A + I)} w_1 = -\frac{1}{S}\beta$$

because ${}^m\nu_1^1 = \nu_1^1 = \frac{1}{S\gamma p(A + I)}$. Hence, we have the following first symmetry of the unknown input:

$${}^u\chi^1 = -\frac{1}{S}\beta \quad (7.12)$$

7.4.2 Second symmetry

We set

$$\xi = \xi^2 = \begin{bmatrix} E \\ -E \\ 0 \\ 0 \\ 0 \\ 0 \\ 0 \\ \gamma \\ 0 \end{bmatrix}.$$

In accordance with Equation (4.6), we need to compute ξ_1^0 and ξ_1^1 . From Equation (4.7), by using the above ξ and (7.11), we obtain:

$$\xi_1^0 = -\gamma^2 p E, \quad \xi_1^1 = \gamma p(A + I)(E + S).$$

and, by substituting in (4.6), we obtain:

$$\begin{aligned} {}^u\chi = - {}^m\nu_1^1(\xi_1^0 + \xi_1^1 w_1) &= -\frac{\xi_1^0}{S\gamma p(A + I)} - \frac{\xi_1^1}{S\gamma p(A + I)} w_1 = \\ &= \frac{\gamma E}{S(A + I)} - \frac{E + S}{S}\beta \end{aligned}$$

because ${}^m\nu_1^1 = \nu_1^1 = \frac{1}{S\gamma p(A + I)}$. Hence, we have the following second symmetry of the unknown input:

$${}^u\chi^2 = \frac{\gamma E}{S(A + I)} - \frac{E + S}{S}\beta \quad (7.13)$$

We conclude by remarking that the unknown input is characterized by two symmetries. Hence, $\beta(t)$ is unidentifiable.

7.5 Indistinguishable states and unknown inputs

In order to obtain the indistinguishable states and unknown inputs we need to solve the differential equation in (5.6), for the specific case. As we have two generators of \mathcal{O}^\perp , we obtain two sets of solutions that we discuss separately.

7.5.1 First set of solutions

By using the first generator of \mathcal{O}^\perp in (7.4) and the expression of ${}^u\chi$ in (7.12), the differential equation in (5.6) becomes:

$$\left\{ \begin{array}{lcl} \frac{dS'}{d\tau} & = & 1 \\ \frac{dE'}{d\tau} & = & 0 \\ \frac{dI'}{d\tau} & = & 0 \\ \frac{dA'}{d\tau} & = & 0 \\ \frac{dR'}{d\tau} & = & -1 \\ \frac{d\mu_1}{d\tau} & = & 0 \\ \frac{d\mu_2}{d\tau} & = & 0 \\ \frac{d\gamma'}{d\tau} & = & 0 \\ \frac{dp'}{d\tau} & = & 0 \\ \frac{d\beta'}{d\tau} & = & -\frac{\beta'}{S'} \\ S'(t, 0) & = & S(t), E'(t, 0) = E(t), I'(t, 0) = I(t), \\ A'(t, 0) & = & A(t), R'(t, 0) = R(t), \mu_1'(0) = \mu_1, \\ \mu_2'(0) & = & \mu_2, \gamma'(0) = \gamma, p'(0) = p \\ \beta'(t, 0) & = & \beta(t) \end{array} \right. \quad (7.14)$$

where we only provide the explicit dependence on t and τ at the initial conditions and we omit it for the differential equations, for the simplicity sake. These equations can be solved analytically. The solution for the first nine components (which are the components of the state) is the same solution of (7.5) given in (7.6), with the appropriate values for the initial conditions. In other words, $x'(t, \tau)$ is:

$$\left\{ \begin{array}{lcl} S'(t, \tau) & = & S(t) + \tau \\ E'(t, \tau) & = & E(t) \\ I'(t, \tau) & = & I(t) \\ A'(t, \tau) & = & A(t) \\ R'(t, \tau) & = & R(t) - \tau \\ \mu_1'(\tau) & = & \mu_1 \\ \mu_2'(\tau) & = & \mu_2 \\ \gamma'(\tau) & = & \gamma \\ p'(\tau) & = & p \end{array} \right. \quad (7.15)$$

Regarding the unknown input, we obtain:

$$\beta'(t, \tau) = \frac{\beta(t)S(t)}{S(t) + \tau}. \quad (7.16)$$

We have obtained the following fundamental result. Let us consider the ODE model in (7.1) and let us consider a given time interval $[t_0, T]$. Let us suppose that the initial conditions and the values of the model parameters are:

- $S(t_0) = S_0, E(t_0) = E_0, I(t_0) = I_0, A(t_0) = A_0$, and $R(t_0) = R_0$.
- The values of the constant parameters are μ_1, μ_2, γ , and p .
- The time-varying parameter on the considered time interval $[t_0, T]$ is $\beta(t)$.

Then, the following initial conditions and the values of the model parameters:

•

$$\begin{cases} S'(t_0, \tau) &= S_0 + \tau \\ E'(t_0, \tau) &= E_0 \\ I'(t_0, \tau) &= I_0 \\ A'(t_0, \tau) &= A_0 \\ R'(t_0, \tau) &= R_0 - \tau \\ \mu'_1(\tau) &= \mu_1 \\ \mu'_2(\tau) &= \mu_2 \\ \gamma'(\tau) &= \gamma \\ p'(\tau) &= p \end{cases} \quad (7.17)$$

- the time-varying parameter given in (7.16), with $S(t)$, $E(t)$, $I(t)$, $A(t)$, and $R(t)$ the values of S , E , I , A , and R obtained by integrating (7.1) with initial conditions S_0 , E_0 , I_0 , A_0 , and unknown input $\beta(t)$,

produce exactly the same outputs $y_1(t)$, $y_2(t)$, $y_3(t)$, on the entire time interval $[t_0, T]$. This holds for any value of the parameter τ that belongs to an interval $\mathcal{U} \subseteq \mathbb{R}$, which includes $\tau = 0$, and all the values of τ for which $\beta'(t, \tau)$, $S'(t, \tau)$, and $R'(t, \tau)$ are positive.

7.5.2 Second set of solutions

By using the second generator of \mathcal{O}^\perp in (7.4)) and the expression of ${}^u\chi$ in (7.13), the differential equation in (5.6) becomes:

$$\begin{cases} \frac{dS'}{d\tau} &= E' \\ \frac{dE'}{d\tau} &= -E' \\ \frac{dI'}{d\tau} &= 0 \\ \frac{dA'}{d\tau} &= 0 \\ \frac{dR'}{d\tau} &= 0 \\ \frac{d\mu'_1}{d\tau} &= 0 \\ \frac{d\mu'_2}{d\tau} &= 0 \\ \frac{d\gamma'}{d\tau} &= \gamma' \\ \frac{dp'}{d\tau} &= 0 \\ \frac{d\beta'}{d\tau} &= \frac{\gamma' E'}{S'(A'+I')} - \frac{(E'+S')}{S'} \beta' \\ S'(t, 0) &= S(t), E'(t, 0) = E(t), I'(t, 0) = I(t), \\ A'(t, 0) &= A(t), R'(t, 0) = R(t), \mu'_1(0) = \mu_1, \\ \mu'_2(0) &= \mu_2, \gamma'(0) = \gamma, p'(0) = p \\ \beta'(t, 0) &= \beta(t) \end{cases} \quad (7.18)$$

where we only provide the explicit dependence on t and τ at the initial conditions and we omit it for the differential equations, for the simplicity sake. These equations can be solved analytically. The solution for the first nine components (which are the components of the state) is the same solution of (7.7) given in (7.8), with the appropriate values for the initial conditions. In other words, $x'(t, \tau)$ is:

$$\begin{cases} S'(t, \tau) &= S(t) + E(t) (1 - e^{-\tau}) \\ E'(t, \tau) &= E(t) e^{-\tau} \\ I'(t, \tau) &= I(t) \\ A'(t, \tau) &= A(t) \\ R'(t, \tau) &= R(t) \\ \mu'_1(\tau) &= \mu_1 \\ \mu'_2(\tau) &= \mu_2 \\ \gamma'(\tau) &= \gamma e^\tau \\ p'(\tau) &= p \end{cases} \quad (7.19)$$

Regarding the unknown input, we obtain:

$$\beta'(t, \tau) = \frac{\mu(t)(1 - e^\tau) - S(t)\beta(t)}{E(t) - (E(t) + S(t))e^\tau}, \quad \mu := \frac{\gamma E(t)}{A(t) + I(t)}. \quad (7.20)$$

We have obtained the following fundamental result. Let us consider the ODE model in (7.1) and let us consider a given time interval $[t_0, T]$. Let us suppose that the initial conditions and the values of the model parameters are:

- $S(t_0) = S_0$, $E(t_0) = E_0$, $I(t_0) = I_0$, $A(t_0) = A_0$, and $R(t_0) = R_0$.
- The values of the constant parameters are μ_1 , μ_2 , γ , and p .
- The time-varying parameter on the considered time interval $[t_0, T]$ is $\beta(t)$.

Then, the following initial conditions and the values of the model parameters:

- $$\begin{cases} S'(t_0, \tau) &= S_0 + E_0 (1 - e^{-\tau}) \\ E'(t_0, \tau) &= E_0 e^{-\tau} \\ I'(t_0, \tau) &= I_0 \\ A'(t_0, \tau) &= A_0 \\ R'(t_0, \tau) &= R_0 \\ \mu'_1(\tau) &= \mu_1 \\ \mu'_2(\tau) &= \mu_2 \\ \gamma'(\tau) &= \gamma e^{\tau} \\ p'(\tau) &= p \end{cases} \quad (7.21)$$

- the time-varying parameter given in (7.20), with $S(t)$, $E(t)$, $I(t)$, $A(t)$, and $R(t)$ the values of S , E , I , A , and R obtained by integrating (7.1) with initial conditions S_0 , E_0 , I_0 , A_0 , and unknown input $\beta(t)$,

produce exactly the same outputs $y_1(t)$, $y_2(t)$, $y_3(t)$, on the entire time interval $[t_0, T]$. This holds for any value of the parameter τ that belongs to an interval $\mathcal{U} \subseteq \mathbb{R}$, which includes $\tau = 0$, and all the values of τ for which $\gamma'(\tau)$, $\beta'(t, \tau)$, $S'(t, \tau)$, and $E'(t, \tau)$ are positive.

7.6 Numerical results

In this section, we provide some numerical results. We consider a given data set for our ODE model in (7.1) and we compute the outputs. Then, by using our results in Section 7.5, we produce other initial states and model parameters that produce exactly the same outputs. This unequivocally prove the state unobservability and the parameters unidentifiability.

The considered data set is characterized as follows. For the ground truth of the model parameters, we use the values available in [31]. We set:

- The time interval is $\mathcal{I} = [0, 200]$ (in days).
- $S(0) = 1 - 10^{-10}$, $E(0) = 0$, $I(0) = 10^{-10}$, $A(0) = 0$, $R(0) = 0$, $\mu_1 = \frac{1}{3}$, $\mu_2 = \frac{1}{10}$, $\gamma = \frac{1}{4}$, and $p = 0.14$.
- We consider separately two distinct profiles of the time-varying parameter, which are:
 1. $\beta(t) = 1$, i.e., independent of time.
 - 2.

$$\beta(t) = \cos\left(\frac{\pi}{400}t\right). \quad (7.22)$$

We provide indistinguishable initial states and indistinguishable unknown inputs. We have two distinct sets of solutions, which are the ones provided in Sections 7.5.1, and 7.5.2, respectively. However, we only provide the results obtained by using the second set. This because, by using the first set, independently of the choice of $\tau \in \mathbb{R}$, the solution in (7.15) provides a negative first component ($S(t) + \tau$) and/or a negative fifth component ($R(t) - \tau$). Indeed, with our data set, by integrating (7.1) in the time interval \mathcal{I} , the solutions $S(t)$ and $R(t)$ take all the values in the interval $[0, 1]$. As a result, there exists $t \in \mathcal{I}$ such that, for any $\tau \in \mathbb{R}$, at least one of the two components $S(t) + \tau$ and $R(t) - \tau$ is negative. In few words, for the first set of solutions given in

Section 7.5.1, the interval \mathcal{U} that characterizes the parameter τ is empty. Note that this holds for the specific data set.

Let us consider the second set of solutions given in Section 7.5.2. We will discuss the two cases of constant β ($\beta = 1$) and $\beta(t)$ given in (7.22), separately.

7.6.1 $\beta = 1$

First of all, let us characterize \mathcal{U} . By performing several runs, we obtain that all the states and parameters in (7.19) and $\beta'(t, \tau)$ in (7.20) take positive values, for any $t \in \mathcal{I}$, when $\tau \in [-0.05, \infty)$. Hence, we set:

$$\mathcal{U}_0 := [-0.05, 10].$$

The condition $\mathcal{U}_0 \subset \mathcal{U}$ is ensured and we are allowed to use any $\tau \in \mathcal{U}_0$. We also find that the plots obtained with $\tau > 10$ cannot be distinguished one each other, showing that we achieved a convergence. We consider the indistinguishable initial states and unknown inputs obtained by varying τ in \mathcal{U}_0 .

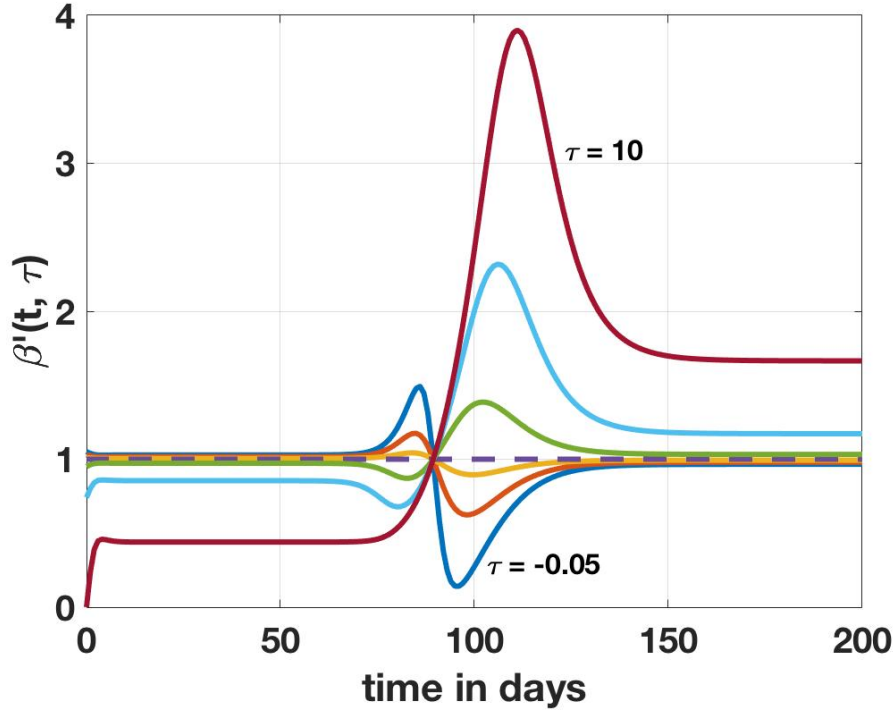


Figure 7.1: Several indistinguishable profiles for the time-varying parameter $\beta'(t, \tau)$ for several values of the parameter τ ranging from -0.05 up to 10 . The dashed purple line is the profile given by $\beta = 1$, i.e., $\beta'(t, \tau)$ for $\tau = 0$.

Figure 7.1 displays the profiles of $\beta'(t, \tau)$. The profile for $\tau = 0$ (purple dashed line) is precisely the constant value $\beta(t) = 1$. By varying τ we obtain a significant change of the profile meaning that this parameter is "strongly" unidentifiable.

Figures 7.2 and 7.3 display the profiles of $S'(t, \tau)$ and $E'(t, \tau)$, respectively. The initial conditions of S and E are obtained by these profiles at $t = 0$. In addition, by varying τ , the constant parameter that is not identifiable (i.e., γ) significantly changes. For instance, in accordance with (7.21), for $\tau = -0.05$ and $\tau = 10$ we obtain the following changes:

$$\gamma = \gamma'(0) = 0.25 \rightarrow \gamma'(-0.05) \cong 0.2378 \rightarrow \gamma'(10) \cong 5506$$

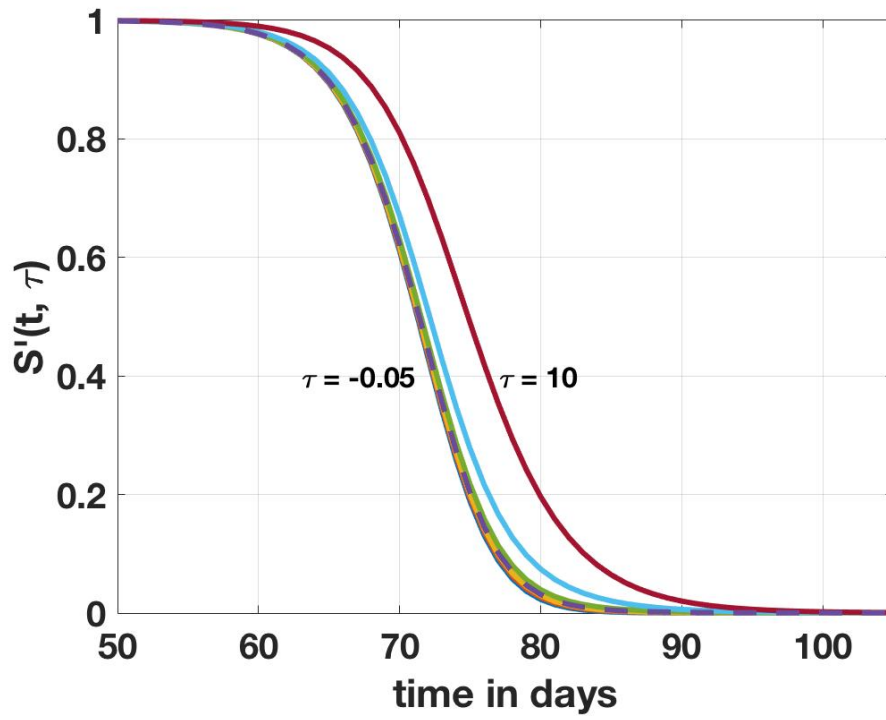


Figure 7.2: The profiles $S'(t, \tau)$ for several values of the parameter τ ranging from -0.05 up to 10 . The dashed purple line is the profile for $\tau = 0$.

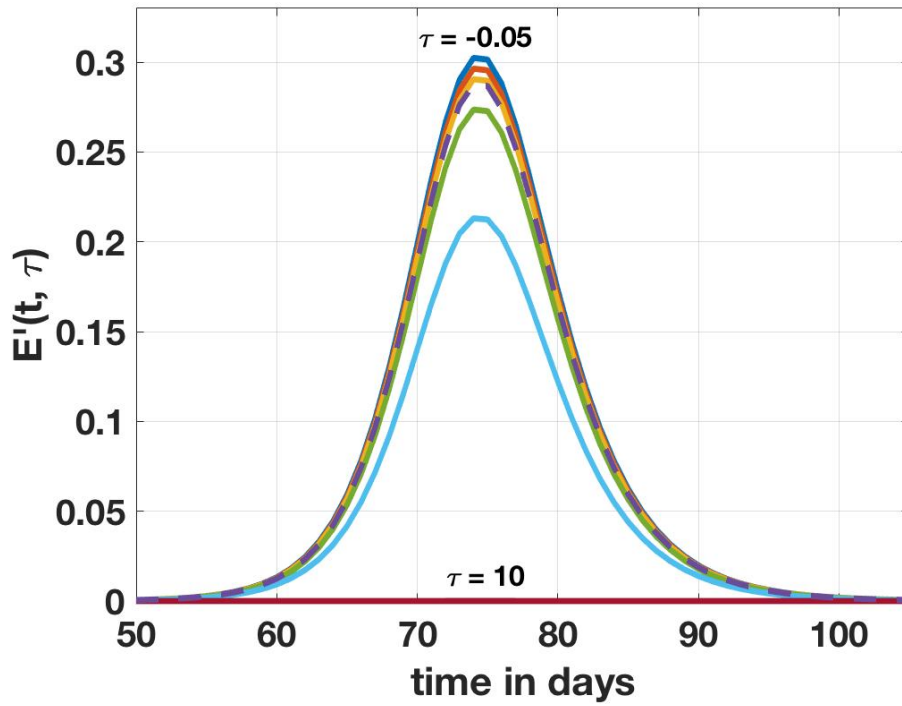


Figure 7.3: The profiles $E'(t, \tau)$ for several values of the parameter τ ranging from -0.05 up to 10 . The dashed purple line is the profile for $\tau = 0$.

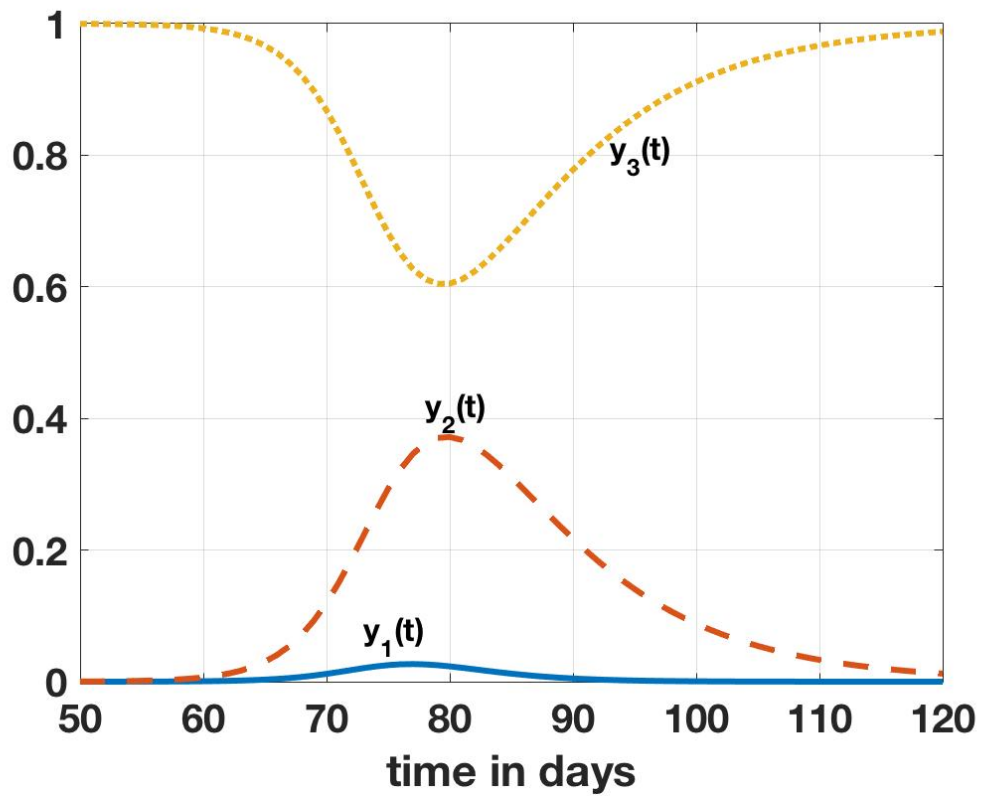


Figure 7.4: The three outputs $y_1(t) = I$ (solid blue line), $y_2(t) = A$ (dashed red line), and $y_3(t) = S + E + R$ (dotted yellow line). The three profiles are independent of the parameter τ , as expected.

We verified that the three outputs, $y_1(t) = I$, $y_2(t) = A$, and $y_3(t) = S + E + R$ are independent of τ , at any t . This is obtained by proceeding as follows.

We considered several values of τ in \mathcal{U}_0 . For each τ , we integrated the differential equation in (7.1) with the initial conditions given in (7.21) for that τ and by setting the unknown time-varying parameter as in (7.20) for the same value of τ (that is one of the profiles plotted in Figure 7.1). Both the initial conditions in (7.21) and the unknown input significantly depend on τ . However, the three outputs (which are displayed in Figure 7.4) are independent, in accordance with our results.

7.6.2 $\beta(t) = \cos\left(\frac{\pi}{400}t\right)$

We proceed exactly as in the previous case. In this case we are allowed to also include smaller τ and we set:

$$\mathcal{U}_0 := [-0.10, 10].$$

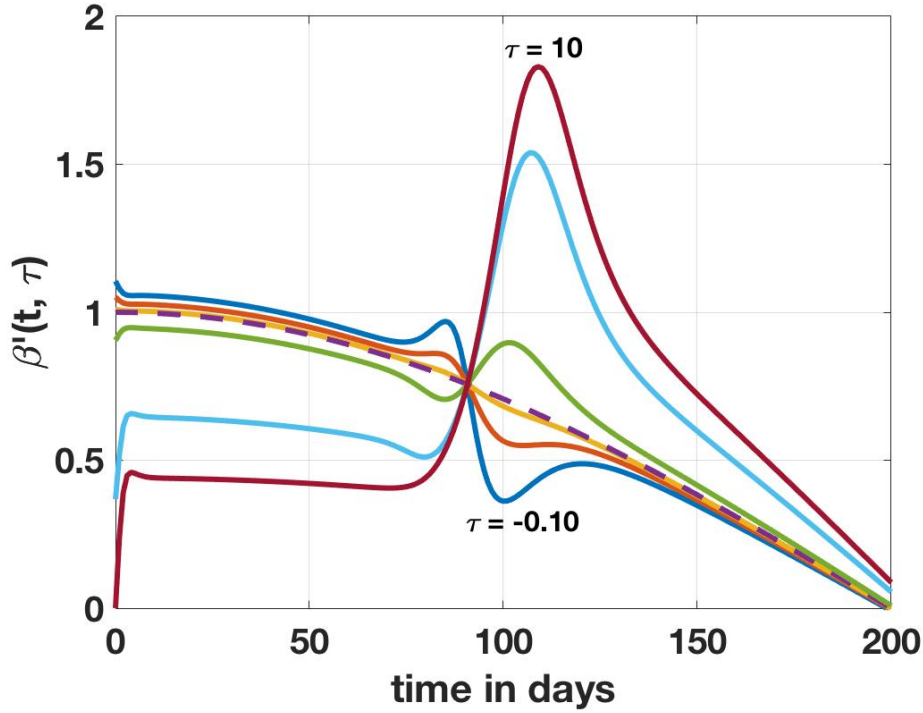


Figure 7.5: Several indistinguishable profiles for the time-varying parameter $\beta'(t, \tau)$ for several values of the parameter τ ranging from -0.1 up to 10 . The dashed purple line is the profile given by $\beta(t) = \cos\left(\frac{\pi}{400}t\right)$, i.e., $\beta'(t, \tau)$ for $\tau = 0$.

Figure 7.5 displays the profiles of $\beta'(t, \tau)$. The profile for $\tau = 0$ (purple dashed line) is precisely the one set in (7.22). By varying τ , we obtain a significant change of the profile meaning that this parameter is "strongly" unidentifiable.

Figures 7.6 and 7.7 display the profiles of $S'(t, \tau)$ and $E'(t, \tau)$, respectively.

Also in this case we verified that the three outputs, $y_1(t) = I$, $y_2(t) = A$, and $y_3(t) = S + E + R$ are independent of τ , at any t . They are displayed in Figure 7.8.

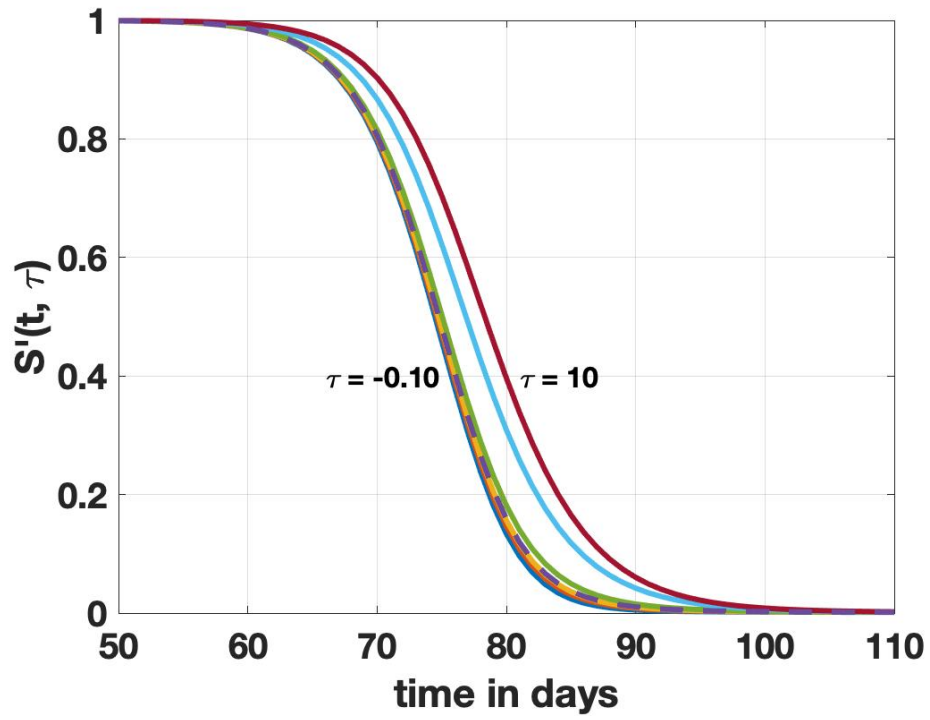


Figure 7.6: The profiles $S'(t, \tau)$ for several values of the parameter τ ranging from -0.1 up to 10 . The dashed purple line is the profile for $\tau = 0$.

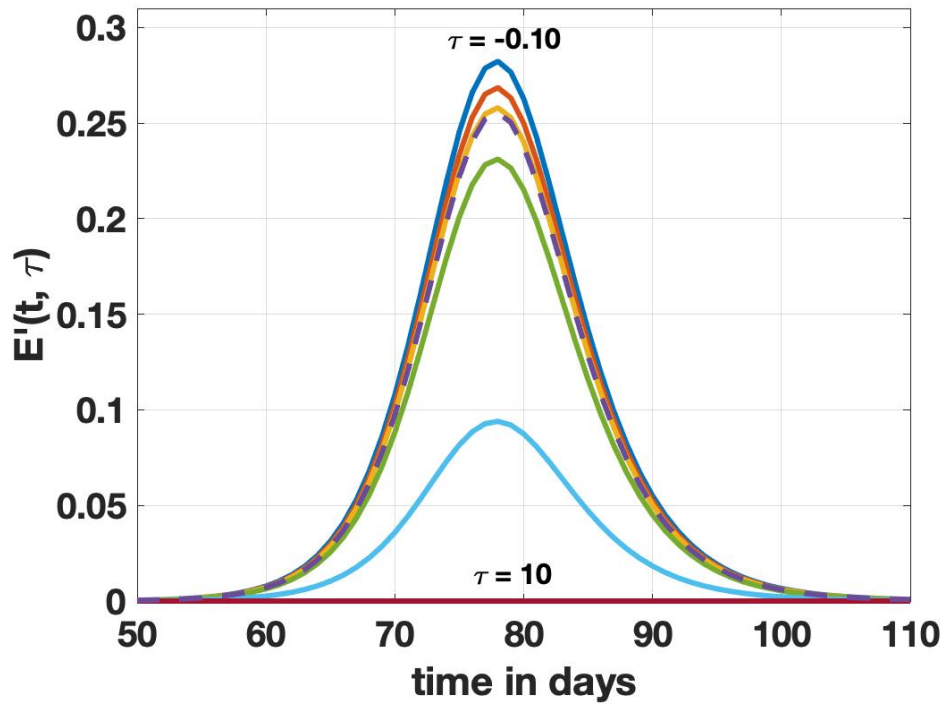


Figure 7.7: The profiles $E'(t, \tau)$ for several values of the parameter τ ranging from -0.1 up to 10 . The dashed purple line is the profile for $\tau = 0$.

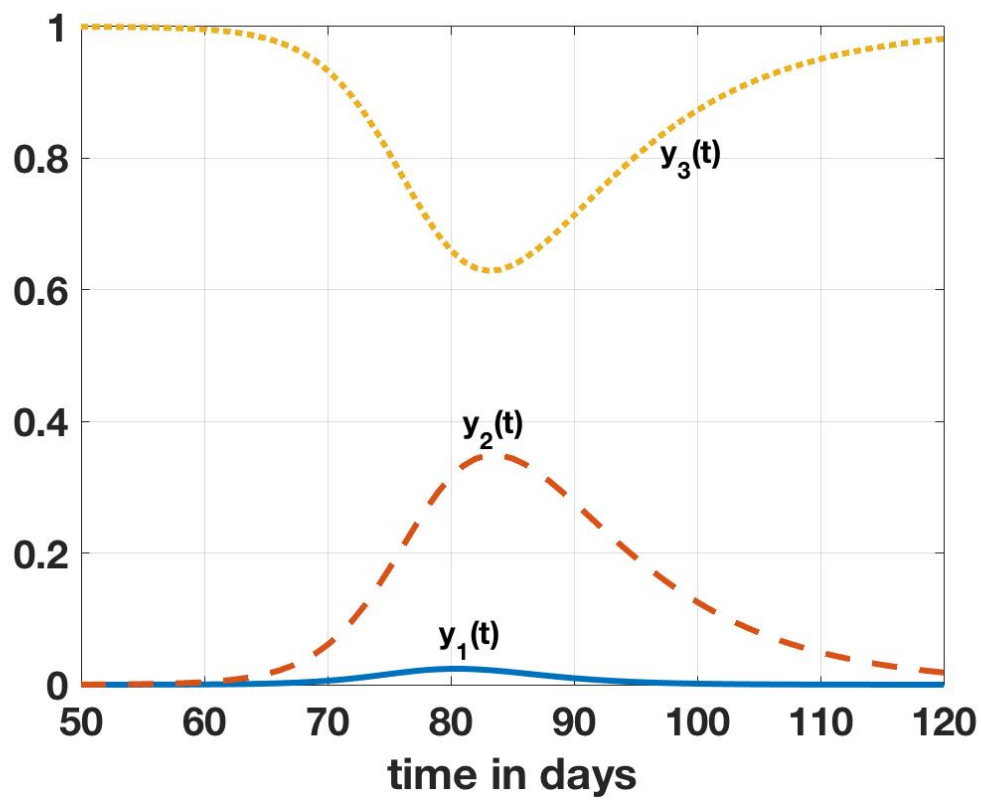


Figure 7.8: The three outputs $y_1(t) = I$ (solid blue line), $y_2(t) = A$ (dashed red line), and $y_3(t) = S + E + R$ (dotted yellow line). The three profiles are independent of the parameter τ , as expected.

Chapter 8

Conclusion

In this paper we provided the following four main contributions:

- **First contribution:** Compact presentation of the systematic procedure introduced in [24] to determine the observability of the state of any nonlinear system in the presence of time-varying parameters (or unknown inputs). In particular, the systematic procedure was presented to make it usable by a non specialist user.
- **Second contribution:** Introduction of the systematic procedure to determine the identifiability of all the time-varying parameters of any ODE model.
- **Third contribution:** Introduction of the continuous transformations (one parameter Lie groups) that allow us to build the set of indistinguishable states and indistinguishable unknown inputs in the presence of unobservability and unidentifiability.
- **Fourth contribution:** Introduction of new important results about the observability and the identifiability of a very popular HIV model and a Covid-19 model. The results on the HIV model are partly in contrast with the current state of the art.

8.1 First contribution

The systematic procedure was provided in Chapter 3 and is Algorithm 1. This algorithm can be executed by a non specialist user. All the functions/operations that appear in the algorithm were defined in Sections 3.1-3.3. Algorithm 1 can be executed without restrictions on the system investigated. It provides the so-called *observability codistribution* (denoted by \mathcal{O}) for any ODE model in the presence of time-varying parameters, independently of its complexity and type of nonlinearity. Note that the system was modelled by Equation (2.2), and, in Section 2.1, we showed that any system modelled by (2.1) can be easily converted to a system modelled by (2.2).

Once \mathcal{O} is computed, we can easily check whether a given physical quantity, which can be analytically expressed in terms of the state, is observable or not. It suffices to compute its gradient with respect to the state and verify if this gradient belongs to \mathcal{O} . This holds for any physical quantity that can be analytically expressed in terms of the state. In particular, it holds for the unknown constant parameters, which were included in the state. To check their identifiability it suffices to compute their gradient. This is trivial. The gradient of a given parameter is a row vector with zero everywhere with the exception of the entry that has the same index of the parameter in the state, which is 1.

The theoretical foundation that ensures the general validity of Algorithm 1 is available in [24].

8.2 Second contribution

The systematic procedure was provided in Chapter 4 and is Algorithm 4. Also in this case, to obtain the identifiability of all the time-varying parameters, is sufficient to simply follow the

steps of this systematic procedure (Algorithm 4). The validity of the algorithm was ensured by two new theoretical results which are Theorems 4.2 and 4.3.

Algorithm 4 determines the identifiability of the unknown time-varying parameters without restrictions on the system investigated. It can handle any system, regardless of its complexity and type of nonlinearity (as for Algorithm 1, the system was modelled by Equation (2.2), which is equivalent to (2.1)).

For the special case when the system is characterized by a state that is observable, Chapter 4 provided a simpler theoretical result, which was Theorem 4.1. In this special case, the identifiability can be easily verified by checking if the system is canonic with respect to its unknown inputs. Chapter 4 showed that the results stated by Theorems 4.2 and 4.3 include the result of Theorem 4.1, as a special case.

8.3 Third contribution

When the state is unobservable and/or a set of parameters (constant and/or time-varying) is unidentifiable, there are more values for all these unobservable and unidentifiable quantities that reproduce exactly the same outputs (and also agree with the same known inputs, when present). Chapter 5 introduced the mathematical tool that quantitatively allows us to determine all these indistinguishable values. This tool consists of two sets of first order ordinary differential equations. Specifically, they are Equations (5.5) and (5.6). The former is a consequence of the system non-canonicity with respect to its unknown inputs and only regards the time-varying parameters (and not the state). The solution of this first set of differential equations is trivial and can be obtained analytically (and automatically) for any system. Note that this set of equations exists if and only if the system is not canonic with respect to its unknown inputs. In addition, if the system is not canonic with respect to its unknown inputs, we certainly have simple analytical solutions of (5.5). In other words, we can certainly generate values of the time-varying parameters that agree with the same system known inputs and outputs. In particular, this regards the last $m_w - m$ time-varying parameters, where m_w is the total number of them and m the highest unknown input degree of reconstructability (note that the order of the m_w time-varying parameters may have changed after the execution of Algorithm 1 and, moreover, after this execution some of these parameters may have been redefined as the time derivatives of the original ones, of a given order).

In contrast, the second set of differential equations (i.e., (5.6)) regards the time-varying parameters and the state, simultaneously. This set of equations exists only when the state is unobservable (i.e., when the dimension of \mathcal{O} is strictly smaller than the dimension of the state). The state unobservability is a necessary but not a sufficient condition for the existence of indistinguishable time-varying parameters of this second type. In other words, there exist cases for which the set of equations in (5.6) only regards the state (i.e., the quantities ${}^u\chi^i$ in (5.6) vanish for all the values of i (i.e., for $i = 1, \dots, S$). This was for instance the case of the first scenario of our case study (see Section 4.4.3).

Unfortunately, in contrast with the equations system in (5.5), the system in (5.6) is complex and its solution cannot be obtained automatically. Even worse, in many cases the solution can only be obtained numerically. On the other hand, when it is possible to obtain an analytical solution, we obtain very useful properties about the ODE model under investigation. This was the case of our viral applications in Chapters 6 and 7. On the other hand, the solution of both the sets of differential equations in (5.5) and (5.6) was not requested to determine the observability of the state and the identifiability of all the time-varying parameters. The determination of them was obtained by simply following the steps of the two systematic procedures (i.e., Algorithm 1 and Algorithm 4, respectively). This is always the case and makes possible to obtain the observability and the identifiability of any ODE model, automatically.

8.4 Fourth contribution

Chapters 6 and 7 provided a detailed study of the observability and identifiability properties of two viral ODE models. In particular, the ODE model investigated in Chapter 6 is very popular

and regards the HIV dynamics. It was studied in many previous works (e.g., [18, 21, 27, 28, 29]). The second ODE model, studied in Chapter 7, was a Covid-19 model adopted in [30, 31].

We started by simply executing Algorithm 1 and 4 to obtain the observability of the state and the identifiability of the time-varying parameters. In both cases, the state is unobservable and the time-varying parameters unidentifiable. In the case of the HIV ODE model, this result is in contrast with the current state of the art.

For both these ODE models, it was possible to obtain an analytical solution of the differential equations in (5.6) (the set of equations in (5.5) does not exist because these systems are canonic with respect to their unknown input). This allowed us to determine indistinguishable unknown inputs that agree with the same outputs of the model (these models do not contain known inputs and, consequently, the only source of information about the state and the model parameters comes from the outputs).

Regarding the HIV ODE model, the differential equations in (5.6) become the system in (6.11). This system is complex and it is not surprising that, in the state of the art, no value of the time-varying parameter, different from the true one but indistinguishable from it, was detected, and the model was classified *identifiable*. In other words, the solution of (6.11), although obtained analytically, is complex and not possible to be determined by following an intuitive reasoning, as for the second scenario of our case study. In this last case, the differential equations in (5.6) become the system in (5.7), which is trivial. Its solution is (5.8) and could have been obtained with intuitive reasoning (basically, the physical meaning of this solution is that we cannot reconstruct the absolute scale, which was intuitive).

In Section 6.6, we used a data set available in the literature and, by using the solution of (5.6), we generated infinite different unknown inputs that produce the same outputs, starting from the true unknown input and the true states. This unequivocally showed the unidentifiability of the system, in contrast with the results available in the state of the art. Finally, we determined the minimal external information (external to the knowledge of the outputs) requested to uniquely determine the system parameters. In Section 7.6, we performed a similar analysis for the Covid-19 ODE model here investigated.

Finally, for both the ODE models, we provided a description based on observable states (Eq. (6.9) and (7.10), respectively). This may be useful for future investigations on the HIV and Covid-19 dynamics.

We conclude by emphasizing the generality of the two algorithms (Algorithms 1 and 4) introduced in this paper. They provide, automatically, the state observability and the parameters identifiability, of any nonlinear system, independently of its complexity and type of nonlinearity and in the presence of time-varying parameters (or unknown inputs). This generality also regards the two sets of equations in (5.5) and (5.6) here introduced, which allow us to build the set of indistinguishable states and indistinguishable unknown inputs in the presence of unobservability and unidentifiability. This paper provided a first application of all these theoretical results on two viral models and several important new properties (and also an error in the state of the art) were automatically discovered. Due to the aforementioned generality, we strongly believe that our theoretical results can be very useful in many other scientific domains, basically to investigate any system that can be described by an ODE model with time-varying parameters. This occurs in many scientific domains, ranging from the natural and applied sciences up to the social sciences. In particular, we are interested in studying the identifiability of different astrophysical models in the context of the G-dwarf problem [36]. To solve this problem, several models have been proposed since more than half century. Many of them are based on time-varying parameters. For instance, these time-varying parameters characterize the star formation rate, the presence of gas radial flows through our galaxy, and even the possibility that the Initial Mass Function (IMF) is time-varying, as we suggested long time ago, in [37]. It would be interesting to use the results introduced by this paper to investigate the identifiability of the time-varying parameters that characterize these models in order to determine which measurements are suitable to provide sufficient information that makes these parameters identifiable and, eventually, to discriminate between all the models proposed so far.

Appendix A

Proof of Theorem 4.2

We start by proving the following property:

Lemma A.1. *Let us consider the system returned by Algorithm 1 and let us suppose that $m < m_w$. We have:*

$$\mathcal{L}_{g^{m+j}}\theta = 0, \quad j = 1, \dots, m_w - m,$$

for any observable function θ (i.e., for any θ such that $\nabla\theta \in \mathcal{O}$).

Proof. We remind the reader that, when the system is not canonic, the observability codistribution is the limit codistribution of the series \mathcal{O}_k^∞ defined in Section 6.2 of [24], which are computed by Algorithm 1 in this paper and denoted by Ω_k . From Proposition 2 in [24] we know that the series of codistributions \mathcal{O}_k^∞ converges and the limit codistribution is precisely \mathcal{O} (see also Line 32 of Algorithm 1). Hence, the codistribution \mathcal{O} is invariant under the Lie derivatives along the vector fields ${}^m\hat{g}_{d\infty}^\alpha$, which are defined by Equation (31) in [24], for any $\alpha = 0, 1, \dots, m$. As a result, for any function θ , such that $\nabla\theta \in \mathcal{O}$, we obtain that $\mathcal{L}_{{}^m\hat{g}_{d\infty}^\alpha}\theta$ is independent of w_{m+j} , for any $j = 1, \dots, m - m_w$ and for any $\alpha = 0, 1, \dots, m$. Let us consider the above function when $\alpha = 0$. From Equation (31) in [24], and by knowing that ${}^m\nu_0^0 = 1$, we have:

$${}^m\hat{g}_{d\infty}^0 = g_{d\infty}^0 + \sum_{j=1}^d {}^m\nu_j^i g_{d\infty}^j,$$

with $d = m_w - m$. From Equations (27) and (28) in [24], we remark that, in the above expression, only $g_{d\infty}^0$ can depend on w_{m+j} ($j = 1, \dots, m_w - m$). On the other hand:

$$\mathcal{L}_{{}^m\hat{g}_{d\infty}^0}\theta = \mathcal{L}_{g_{d\infty}^0}\theta + \sum_{j=1}^d {}^m\nu_j^i \mathcal{L}_{g_{d\infty}^j}\theta$$

and, in this function, only the first term, $\mathcal{L}_{g_{d\infty}^0}\theta$, can depend on w_{m+j} .

From Equation (27) in [24], we have:

$$\mathcal{L}_{g_{d\infty}^0}\theta = \mathcal{L}_{g^0}\theta + \sum_{j=1}^d (\mathcal{L}_{g^{m+j}}\theta) w_{m+j}$$

Since this function must be independent of w_{m+j} , for any $j = 1, \dots, m - m_w$, we obtain:

$$\mathcal{L}_{g^{m+j}}\theta = 0$$

for any $j = 1, \dots, m - m_w$ and for any function θ such that $\nabla\theta \in \mathcal{O}$. ◀

Now, we are ready to prove Theorem 4.2.

Proof. To check the reconstructability of the m_w unknown inputs, we consider the extended state:

$$X := [x^T, w_1, \dots, w_{m_w}]^T \quad (\text{A.1})$$

and we compute its observability codistribution. We denote it by \mathcal{O}^X . To obtain \mathcal{O}^X we could run again Algorithm 1 for the extended system characterized by X . However, as we will see, it is unnecessary because we already have the observability codistribution \mathcal{O} of the system characterized by x .

Starting from the expression of the vector fields that characterize the dynamics of x , it is immediate to obtain the expression of the vector fields that characterize the dynamics of X . In particular, the drift, which will be denoted by G^0 , has the following expression:

$$G^0 = \begin{bmatrix} g^0 + \sum_{j=1}^{m_w} g^j w_j \\ 0_{m_w} \end{bmatrix} \quad (\text{A.2})$$

where 0_{m_w} is the zero m_w -column vector.

We know that, for any observable function of x , namely a function $\theta(x)$ such that $\nabla\theta \in \mathcal{O}$, its first order Lie derivative along G^0 is observable. In other words, we have:

$$\nabla\mathcal{L}_{G^0}\theta \in \mathcal{O}^X$$

We denote the dimension of \mathcal{O} by $n_o(\leq n)$. Algorithm 1 builds the n_o generators of \mathcal{O} . They will be denoted by $\theta_1(x), \dots, \theta_{n_o}(x)$. We have:

$$\mathcal{O} = \text{span} \{ \nabla\theta_1, \dots, \nabla\theta_{n_o} \}.$$

Algorithm 1 also provides the functions $\tilde{h}_1, \dots, \tilde{h}_m$, which are m observable functions of x such that the reconstructability matrix has full rank. As they are observable, $\nabla\tilde{h}_i \in \mathcal{O}$, $i = 1, \dots, m$, and, consequently,

$$\nabla\mathcal{L}_{G^0}\tilde{h}_i \in \mathcal{O}^X, \quad i = 1, \dots, m.$$

In addition, as the the reconstructability matrix from them has full rank, the covectors $\nabla\mathcal{L}_{G^0}\tilde{h}_1, \dots, \nabla\mathcal{L}_{G^0}\tilde{h}_m$ are independent and they are also independent from the generators of \mathcal{O} (because the latter are independent of the unknown inputs). As a result, the $n_o + m$ covectors $\nabla\theta_1, \dots, \nabla\theta_{n_o}, \nabla\mathcal{L}_{G^0}\tilde{h}_1, \dots, \nabla\mathcal{L}_{G^0}\tilde{h}_m$ are independent.

On the other hand, we know that the functions $\tilde{h}_1, \dots, \tilde{h}_m$ are observable functions, i.e., their gradient belongs to \mathcal{O} . From Lemma A.1, and from the structure of G^0 in (A.2), we obtain that all the functions $\mathcal{L}_{G^0}\tilde{h}_1, \dots, \mathcal{L}_{G^0}\tilde{h}_m$ are independent of the last $m_w - m$ unknown inputs (i.e., the last $m_w - m$ entries of X). As a result, the dimension of \mathcal{O}^X cannot exceed $n_o + m$.

Therefore:

$$\mathcal{O}^X = \text{span} \{ \nabla\theta_1, \dots, \nabla\theta_{n_o}, \nabla\mathcal{L}_{G^0}\tilde{h}_1, \dots, \nabla\mathcal{L}_{G^0}\tilde{h}_m \}. \quad (\text{A.3})$$

Now, by definition, any vector field that belongs to the null space of \mathcal{O}^X is a simultaneous symmetry of both the state and the unknown input. Let us study the structure of this null space. As all the $n_o + m$ functions $\theta_1, \dots, \nabla\theta_{n_o}, \mathcal{L}_{G^0}\tilde{h}_1, \dots, \mathcal{L}_{G^0}\tilde{h}_m$ are independent of the last $m_w - m$ unknown inputs, any vector with dimension $n + m_w$, with the first $n + m_w - m$ entries equal to zero, certainly belongs to the null space of \mathcal{O}^X . Therefore, the vectors ${}^c\chi$ in (4.5) are $m_w - m$ independent symmetries of the unknown input. ◀

Appendix B

Proof of Theorem 4.3

Proof. We proceed as in the proof of Theorem 4.2. We need to prove that the vector field:

$$\xi^X := \begin{bmatrix} \xi \\ {}^u\chi \end{bmatrix}, \quad (\text{B.1})$$

with ${}^u\chi$ defined in (4.6), belongs to the null space of \mathcal{O}^X in (A.3).
Let us consider the first n_o generators of \mathcal{O}^X . As $\xi \in \mathcal{O}^T$, we have:

$$\frac{\partial \theta_i}{\partial x} \cdot \xi = 0, \quad i = 1, \dots, n_o.$$

Hence,

$$\begin{aligned} \nabla \theta_i \cdot \xi^X &= \frac{\partial \theta_i}{\partial x} \cdot \xi + \frac{\partial \theta_i}{\partial w} \cdot {}^u\chi = \\ 0 + \underbrace{[0, \dots, 0]}_{m_w} \cdot {}^u\chi &= 0, \quad i = 1, \dots, n_o. \end{aligned}$$

as θ_i is independent of w (it only depends on x).

Let us consider the remaining m generators. We have:

$$\nabla \mathcal{L}_{G^0} \tilde{h}_l \cdot \xi^X = \frac{\partial \mathcal{L}_{G^0} \tilde{h}_l}{\partial x} \cdot \xi + \sum_{k=1}^m \frac{\partial \mathcal{L}_{G^0} \tilde{h}_l}{\partial w_k} {}^u\chi_k \quad (\text{B.2})$$

On the other hand,

$$\mathcal{L}_{G^0} \tilde{h}_l = \mathcal{L}_{g^0} \tilde{h}_l + \sum_{j=1}^m (\mathcal{L}_{g^j} \tilde{h}_l) w_j, \quad l = 1, \dots, m \quad (\text{B.3})$$

By using (B.3) in (B.2) and by using (4.7) we obtain:

$$\begin{aligned} \nabla \mathcal{L}_{G^0} \tilde{h}_l \cdot \xi^X &= \xi_l^0 + \sum_{j=1}^m \xi_l^j w_j + \sum_{k=1}^m \mathcal{L}_{g^k} \tilde{h}_l {}^u\chi_k = \\ \xi_l^0 + \sum_{j=1}^m \xi_l^j w_j + \sum_{k=1}^m {}^m\mu_l^k {}^u\chi_k. \end{aligned}$$

Now, by using the expression of ${}^u\chi_k$ in (4.6) and that ${}^m\mu$ is the inverse of ${}^m\nu$ (i.e., $\sum_{k=1}^m {}^m\mu_l^k {}^m\nu_k^i = \delta_l^i$), we finally obtain:

$$\nabla \mathcal{L}_{G^0} \tilde{h}_l \cdot \xi^X = 0.$$

◀

Bibliography

- [1] Kalman R. E., "On the General Theory of Control Systems", Proc. 1st Int. Cong. of IFAC, Moscow 1960 1481, Butterworth, London 1961.
- [2] Kalman R. E., "Mathematical Description of Linear Dynamical Systems", SIAM J. Contr. 1963, 1, 152.
- [3] Hermann R. and Krener A.J., 1977, Nonlinear Controllability and Observability, Transaction On Automatic Control, AC-22(5): 728–740.
- [4] Casti J. L., Recent developments and future perspectives in nonlinear system theory, SIAM Review, vol. 24, No. 3, July 1982.
- [5] Isidori A., Nonlinear Control Systems, 3rd ed., London, Springer Verlag, 1995.
- [6] Walter E, Pronzato L., Identification of parametric models from experimental data. Communications and Control Engineering Series. London, UK: Springer, 1997.
- [7] Villaverde AF, Barreiro A., Identifiability of large nonlinear biochemical networks. MATCH Commun. Math. Comput. Chem. 76, 259–276, 2016.
- [8] Chatzis MN, Chatzi EN, Smyth AW., On the observability and identifiability of nonlinear structural and mechanical systems. Struct. Control Health Monit. 22, 574–593, 2015. (doi:10.1002/ stc.v22.3)
- [9] Villaverde AF., Observability and structural identifiability of nonlinear biological systems. Complexity 2019. (doi:10.1155/2019/ 8497093)
- [10] G. Basile and G. Marro. On the observability of linear, time invariant systems with unknown inputs. J. Optimization Theory Appl., 3: 410–415, 1969.
- [11] R. Guidorzi and G. Marro. On Wonham stabilizability condition in the synthesis of observers for unknown-input systems. Automatic Control, IEEE Transactions on, 16(5):499–500, oct 1971.
- [12] Hou M, Patton RJ., Input observability and input reconstruction. Automatica 34, 789–794, 1998. (doi:10.1016/S0005-1098(98)00021-1)
- [13] Kryazhimskiy A, Osipov YS., Input reconstructibility for linear dynamics. Ordinary differential equations. International Institute for Applied Systems Analysis. WP-93-65, 1993.
- [14] Basile G, Marro G., A new characterization of some structural properties of linear systems: unknown-input observability, invertibility and functional controllability. Int. J. Control 17, 931–943, 1973. (doi:10.1080/00207177308932438)
- [15] Hirschorn RM., Invertibility of nonlinear control systems. SIAM J. Control Optim. 17, 289–297, 1979. (doi:10.1137/0317022)
- [16] Singh S. 1981 A modified algorithm for invertibility in nonlinear systems. IEEE Trans. Autom. Control 26, 595–598, 1981. (doi:10.1109/TAC.1981.1102657)
- [17] Fliess M., A note on the invertibility of nonlinear input output differential systems. Syst. Control Lett. 8, 147–151, 1986. (doi:10.1016/0167- 6911(86)90073-3)

- [18] H. Miao, X. Xia, A. S. Perelson, and H. Wu, On identifiability of nonlinear ODE models and applications in viral dynamics, *SIAM Review*, vol. 53, no. 1, pp. 3–39, 2011.
- [19] F. A. W. Belo, P. Salaris, and A. Bicchi, 3 Known Landmarks are Enough for Solving Planar Bearing SLAM and Fully Reconstruct Unknown Inputs, *IROS 2010*, Taipei, Taiwan
- [20] A. Martinelli. Extension of the Observability Rank Condition to Nonlinear Systems Driven by Unknown Inputs. 23th Mediterranean Conference on Control and Automation (MED), June, 2015. Torremolinos, Spain
- [21] Villaverde, A.F., Tsiantis, N., Banga, J.R., Full observability and estimation of unknown inputs, states, and parameters of nonlinear biological models. *J. R. Soc. Interface* 16, 2019
- [22] Maes, K., Chatzis, M., Lombaert, G., 2019. Observability of nonlinear systems with unmeasured inputs. *Mech. Syst. Signal Process.* 130, 378–394.
- [23] Villaverde AF, Barreiro A., Papachristodoulou A., Structural Identifiability of Dynamic Systems Biology Models, *PLOS Computational Biology*, October, 2016 <https://doi.org/10.1371/journal.pcbi.1005153>
- [24] A. Martinelli, Nonlinear unknown input observability and unknown input reconstruction: The general analytical solution, *Information Fusion*, 2022, ISSN 1566-2535, <https://doi.org/10.1016/j.inffus.2022.03.004>. (<https://www.sciencedirect.com/science/article/pii/S156625352200029X>)
- [25] A. Martinelli, Observability: A New Theory Based on the Group of Invariance, published by SIAM in *Advances in Design and Control*, 2020, ISBN: 978-1-61197-624-3.
- [26] A. Martinelli, Nonlinear Unknown Input Observability: Extension of the Observability Rank Condition, *IEEE Transactions on Automatic Control*, Vol 64, No 1, pp 222–237
- [27] A. S. Perelson and P. W. Nelson, Mathematical analysis of HIV-1 dynamics in vivo, *SIAM Rev.*, 41 (1999), pp. 3–44.
- [28] A. S. Perelson, Modelling viral and immune system dynamics, *Nat. Rev. Immunol.*, 2 (2002), pp. 28–36.
- [29] Chen J, Wu H., Estimation of time-varying parameters in deterministic dynamic models. *Stat. Sinica* 18, 987–1006, 2008.
- [30] Massonis G., Banga J. R., Villaverde A. F., Structural identifiability and observability of compartmental models of the COVID-19 pandemic, *Annual Reviews in Control*, Volume 51, 2021, Pages 441–459, ISSN 1367-5788, <https://doi.org/10.1016/j.arcontrol.2020.12.001>. (<https://www.sciencedirect.com/science/article/pii/S1367578820300778>)
- [31] Pribylova, L., Hajnova, V. (2020). SEIAR model with asymptomatic cohort and consequences to efficiency of quarantine government measures in COVID-19 epidemic. *arXiv:2004.02601*.
- [32] A. Martinelli, State Estimation Based on the Concept of Continuous Symmetry and Observability Analysis: the Case of Calibration, *Transactions on Robotics*, Vol. 27, No. 2, pp 239–255, April 2011
- [33] *Nonstandard Analysis in Practice*. Edited by Francine Diener, Marc Diener. Springer, 1995.
- [34] *Nonstandard Analysis, Axiomatically*. By V. Vladimir Grigorevich Kanovei, Michael Reeken. Springer, 2004.
- [35] *Nonstandard Analysis for the Working Mathematician*. Edited by Peter A. Loeb, Manfred P. H. Wolff. Springer, 2000.
- [36] R. Caimmi, The G-dwarf problem in the Galaxy, *New Astronomy*, Volume 13, Issue 5, 2008, Pages 314–339, ISSN 1384-1076, <https://doi.org/10.1016/j.newast.2007.11.007>.

- [37] A. Martinelli and F. Matteucci, A possible solution of the G-dwarf problem in the framework of closed models with a time-dependent IMF, *Astronomy & Astrophys.* 353, pp. 269–275 (2000).