

Few-shot Object Detection with Refined Contrastive Learning

Zeyu Shangguan, Lian Huai* , Tong Liu, Xingqun Jiang
AIoT CTO

BOE Technology Group Co., Ltd.

Beijing, China

{shangguanzeyu, huailian, liutongcto, jiangxingqun}@boe.com.cn

Abstract—Due to the scarcity of sampling data in reality, few-shot object detection (FSOD) has drawn more and more attention because of its ability to quickly train new detection concepts with less data. However, there are still failure identifications due to the difficulty in distinguishing confusable classes. We also notice that the high standard deviation of average precision reveals the inconsistent detection performance. To this end, we propose a novel FSOD method with Refined Contrastive Learning (FSRC). A pre-determination component is introduced to find out the Resemblance Group from novel classes which contains confusable classes. Afterwards, Refined Contrastive Learning (RCL) is pointedly performed on this group of classes in order to increase the inter-class distances among them. In the meantime, the detection results distribute more uniformly which further improve the performance. Experimental results based on PASCAL VOC and COCO datasets demonstrate our proposed method outperforms the current state-of-the-art research.

Index Terms—few-shot object detection, transfer learning, contrastive learning

I. INTRODUCTION

With the emergence of deep learning and convolutional neural network, object detection in computer vision and image processing fields has been significantly improved. In late studies, few-shot object detection (FSOD) is mainly trained in the two-stage fine-tuning based approach [1] using Faster R-CNN [2]. In the first stage, the baseline model is pre-trained with dataset containing a large amount of data such as PASCAL VOC [3] and COCO [4]. In the second stage, the classification and regression layers are used to fine-tune the system with limited data to further improve the performance.

Moreover, in many cases, the high variance of the limited training data leads to unreliable detection results on existing benchmarks. Reference [1] introduces a revised evaluation protocol by sampling multiple groups of training data sets to attain more stable results. More complicated feature aggregation and meta-learning on a more balanced data set has significantly improved the performance. However for novel classes, the degradation of mean average precision (mAP50) that results from misclassification still exist. To mitigate this, [5] promotes an instance level intra-class compactness and inter-class variance via contrastive proposal encoding loss.

Albeit the mainly degradation comes from misclassifying are improved in [5] by considering confusable classes in

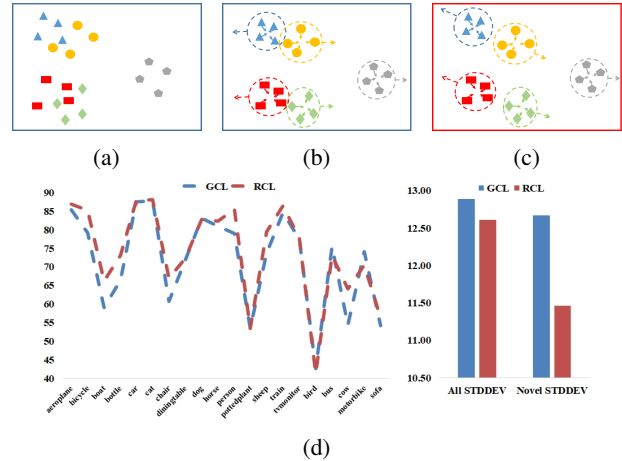


Fig. 1: Part (a) to (c) are conceptualization of non-contrastive learning (CL), general CL (GCL) and our proposed refined CL (RCL) respectively, in which our RCL presents a more balanced inter-class distance than the other two. In part (d), the dotted lines on the left side shows our RCL’s AP50 outperforms GCL on most of the classes. The right side display the standard deviation of AP50 for novel classes and all classes, and our RCL have apparently lower standard deviation compared to GCL.

novel instances, we notice that the contrastive learning acts uniformly on all the classes so that the efforts are diluted by those non-confusable classes. Consequently there is still a bipolar phenomenon of average precision (AP50) scores for different classes. Therefore, inspired by the supervised contrastive learning [6], we propose a few-shot object detection based on refined contrastive learning (FSRC) to further improve the mAP50 of the model, and ease the bipolar phenomenon of AP50. To the best of our knowledge, we are the first to report the standard deviation of AP50 for both base and novel data when assessing the reliability of predictions for different classes.

As shown in Fig. 1, our proposed approach focuses on enlarging the inter-class distances in resemblance group rather than averagely magnifying the inter-class distances as general contrastive learning (GCL) does. Our proposed refined contrastive learning (RCL) automatically finds out the resem-

*Corresponding author

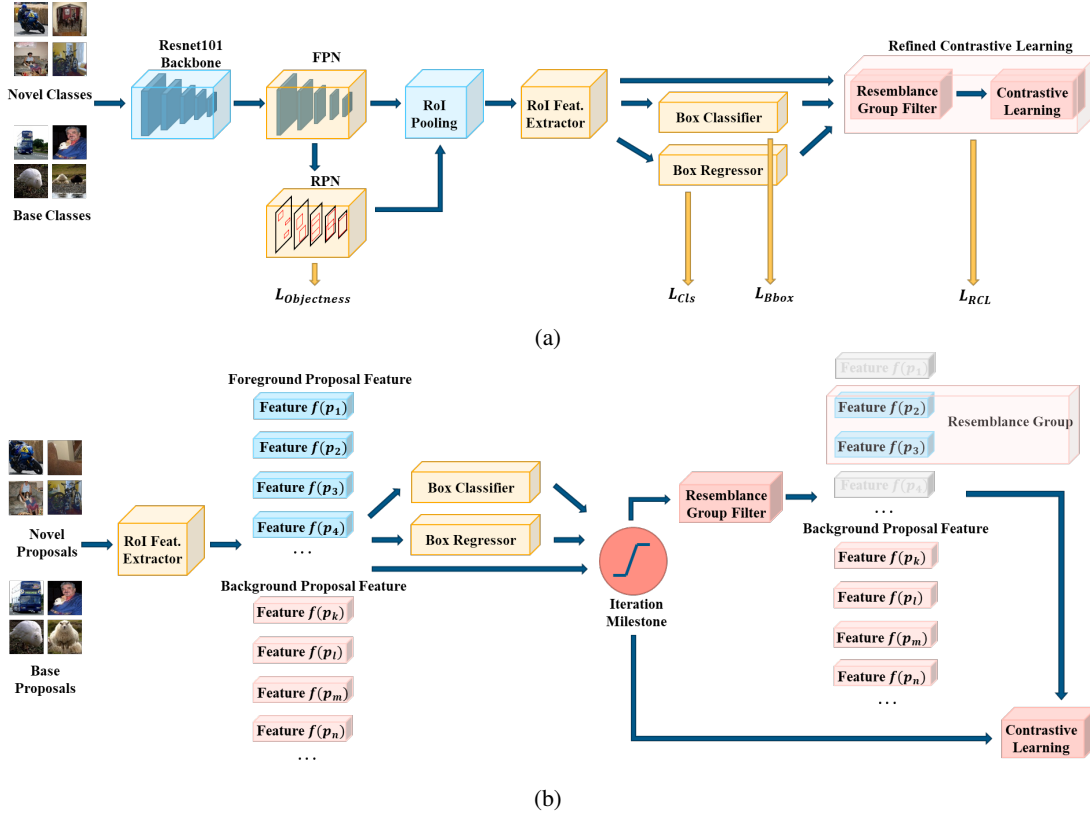


Fig. 3: Our proposed FSRC. Part (a) is the overview of FSRC pipeline. A special refined contrastive learning (RCL) is added after the RoI pooling layer. Part (b) illustrates the details of our RCL head. Before the iteration percentage hit the milestone, we apply general contrastive learning. Afterwards, the resemblance group is filtered out and sent to RCL.

learning. This is also clearly shown in Fig. 3b. The major steps are described as follows.

Find the resemblance group. Proposals from FPN are fed into the RoI head to carry out further classification and sent to box regressor to localize instances. To find out the G_R , the predicted proposal boxes from RoI head are examined by the following steps:

(i) IoU threshold. In order to identify the most frequently misclassified classes, we set an appropriate IoU threshold ($Th_{IoU}^{G_R}$) to pick out the foreground proposals that have the highest IoU overlap with their ground truth boxes. Only the proposals fulfill the following two requirements are reserved into the G_R : (1) The proposal's IoU with the ground truth box (IoU_p) is larger than the IoU threshold ($IoU_p > Th_{IoU}^{G_R}$). (2) The predicted classification result C_p^i (where i indicates i th proposal) is different from its ground truth C_{gt}^j (where j represents j th ground truth box), i.e. $C_p^i \neq C_{gt}^j$. Then we record the two classes as a resemblance pair ($P_R = \langle C_p^i, C_{gt}^j \rangle$). Otherwise, the proposal is ignored and will not be sent to contrastive learning. For instance, in Fig. 2c, boxes of motorbike that satisfy the $Th_{IoU}^{G_R}$ with the ground truth box of bicycle, then they are recorded as a resemblance pair; while box of dining table can not satisfy the $Th_{IoU}^{G_R}$ requirement with the ground truth box of bicycle and thus they will not be

recorded as resemblance pair.

(ii) Replication threshold. To evaluate the confidence of the resemblance pair, we set a number for the replication threshold (Th_{Rep}). Once the number of how many times a resemblance pair appears (ToR) exceeds the replication threshold ($ToR > Th_{Rep}$) and contains novel classes in it during a certain number of training iterations, we record and save these pairs in a resemblance group: $G_R = \{ \langle C_p^i, C_{gt}^j \rangle, \dots, \langle C_p^k, C_{gt}^m \rangle \} \Rightarrow \{ C_1, C_2, \dots, C_n \}$, where C_1, C_2, \dots, C_n are unduplicated class labels. We visualize the number of replication of the P_R and the corresponding G_R in Fig. 4. Some apparent replications occur between pairs $P_R = \langle bird, dog \rangle$, $P_R = \langle cow, sheep \rangle$, $P_R = \langle cow, horse \rangle$, and $P_R = \langle motorbike, bicycle \rangle$, in which case, G_R would be $\{ bird, dog, cow, sheep, horse, motorbike, bicycle \}$.

Apply RCL to resemblance group. During the process of a training batch, for a proposal from RoI head, if and only if either its predicted class C_p^i or corresponding ground truth class C_{gt}^j belongs to the resemblance group ($\{ C_p^i, C_{gt}^j \} \cap G_R \neq \emptyset$), it can be passed through the contrastive encoder to get the corresponding contrastive feature $f_{Con}(p)$. Afterward, these features of proposals $f_{Con}(p)$ are compared with each other using cosine similarity.

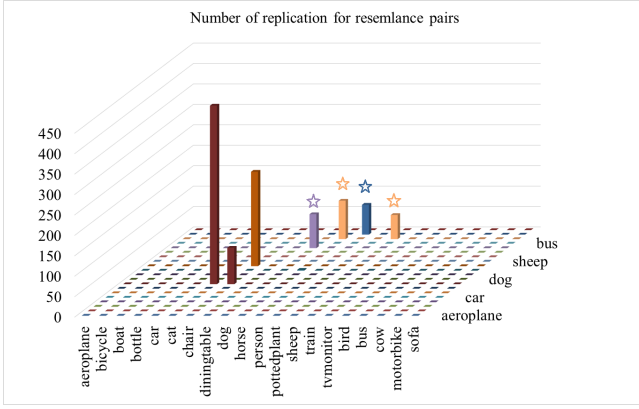


Fig. 4: The number of replication of the resemblance pairs that constitute resemblance group. This result is under PASCAL VOC experiment at iteration milestone of 75%. Notation ☆ above the bars indicates the retained resemblance pairs which have at least one novel class.

Iteration milestone. The model should possess a certain capability of recognizing novel class objects. Applying RCL in the middle of the training process instead of at the very beginning or the end of it could help the model gets a basic capability of recognizing the novel objects after several rounds of iterations. We assume that the result is affected by the iteration milestone (I_m), which means the percentage of the whole training iterations has gone through. Therefore, we set and observe various iteration milestones to obtain the best iteration milestone. Once the current training iteration (I_c) reaches the iteration milestone, i.e. $I_c \geq I_m$, the RCL procedure is applied; before that, we use the general contrastive learning instead, as shown in Fig. 3b.

D. RCL loss

We design the refined contrastive learning loss (L_{RCL}) focusing on G_R for few-shot object detection.

$$L_{FSRC} = L_{cls} + L_{Bbox} + L_{objectness} + \lambda L_{RCL} \quad (1)$$

Equation (1) shows the overall loss L_{FSRC} , which consists of classification loss L_{cls} , box regression loss L_{Bbox} , RPN loss $L_{objectness}$ and the RCL loss L_{RCL} , also shown in Fig. 3a, where λ is the balancing factor for the refined contrastive learning. Equation (2) is the averaged weighted loss of general supervised contrastive learning loss L_{z_i} . u_i is the IoU of a proposal with its corresponding ground truth; $w(u_i) = I\{u_i \geq \phi\} \cdot g(u_i)$ is a cut-off function that calculates the weight applied on L_{z_i} of each proposal pair, where $\phi = 0.7$ is an IoU threshold to filter out the proposals with low u_i . Re-weight function $g(u_i)$ is usually used as a hard-clip value and set to 1.

$$L_{RCL} = \frac{1}{N_{RCL}} \sum_{i=1}^{N_{RCL}} w(u_i) \cdot L_{z_i} \quad (2)$$

$$N_{RCL} = \begin{cases} N_{all}, & I_c < I_m \\ N_{G_R}, & I_c \geq I_m \end{cases} \quad (3)$$

$$L_{z_i} = \frac{-1}{N_{y_i} - 1} \sum_{j=1, j \neq i}^{N_{RCL}} I\{y_i = y_j\} \cdot \log \frac{e^{\tilde{z}_i \cdot \tilde{z}_j / \tau}}{\sum_{k=1}^{N_{RCL}} I_{k \neq i} \cdot e^{\tilde{z}_i \cdot \tilde{z}_k / \tau}} \quad (4)$$

N_{RCL} in (2) represents the total number of RoI proposals, where N_{all} and N_{G_R} are the number of all proposals and the number of proposals that belongs to G_R , respectively in (3); I_c and I_m represent the current iteration and the iteration milestone. In (4), z_i depicts the normalized feature of the i -th proposal, which is used to measure the cosine similarity between proposals. N_{y_i} is the number of proposals with the same label as the i -th region proposal y_i . $I\{*\}$ in all equations is a binary truncation function that equals to 1 if the condition $*$ is satisfied, and equals to 0 if not.

IV. EXPERIMENTS

A. Training details

Faster R-CNN with a Resnet-101 feature pyramid network is the benchmark. 4 GPUs are used to train the model with a batch size of 16. We use stochastic gradient descent as the optimizer while setting the momentum to 0.9 and the weight decay to 0.0001. The initial learning rate is set as 0.001, we use the pre-trained model presented by [1]. For both PASCAL VOC and COCO datasets, the Resnet-101 backbone and the RoI pooling layer parameters are frozen during the fine-tuning process. The evaluation protocols are the same as those in [1]. We use the same basic hyperparameters as in [5].

Implementation on PASCAL VOC. We follow the previous work in [1] and divide the PASCAL VOC dataset into two parts: 15 base classes and 5 novel classes. The novel classes are selected diversely based on three random splits as depicted in [1], namely split1, split2, and split3. For the few-shot setting, we follow the K-shot ($K = 1, 2, 3, 5, 10$) sampling rule as mentioned in [1]. Training images are sampled from both PASCAL VOC 2007 and 2012, while evaluate on PASCAL 2007. Average precision (AP50) is evaluated separately as base class AP (bAP50) and novel class AP (nAP50). During fine-tuning, the experimental resemblance group IoU threshold ($Th_{IoU}^{G_R}$) is set to 0.1 for $K = 1, 2$ shots and set to 0.5 for $K = 3, 4, 5$ shots. The replication threshold is set to 0. The iteration milestone is set to 75%.

Implementation on COCO. Following the previous works in [1], [5], 60 categories in the COCO dataset are used as base classes, and other 20 categories are applied as novel classes. Images are trained with K-shot ($K = 10, 30$). We evaluate both AP and AP75 for COCO dataset. The resemblance group IoU threshold ($Th_{IoU}^{G_R}$) is empirically set to 0.5 for both 10-shot and 30-shot. Replication threshold is set as 0 and iteration milestone is set to 50%.

B. RCL results

Results on PASCAL VOC. Experimental results on PASCAL VOC are listed in Tab. I, which shows the comparison of our proposed method with the most recent years' research work on the novel class AP (nAP50) over the three random splits. It obviously indicates our method outperforms the SOTA results on PASCAL VOC dataset in most cases, and

TABLE I: Few-shot object detection performance on PASCAL VOC dataset. The novel classes mAP50 are evaluated on three separate splits. Our proposed FSRC reaches new SOTA in most of the scenarios. **The highest mAP50 for each column** are in black bold text, and the second highest scores is in blue text with underline.

Method	Shot	Backbone	Split1					Split2					Split3				
			1	2	3	5	10	1	2	3	5	10	1	2	3	5	10
FRCN-ft [16]			13.8	19.6	32.8	41.5	45.6	7.9	15.3	26.2	31.6	39.1	9.8	11.3	19.1	35.0	45.1
FRCN+FPN-ft [1]			8.2	20.3	29.0	40.1	45.5	13.4	20.6	28.6	32.4	38.8	19.6	20.8	28.7	42.2	42.1
TFA w/ fc [1]			36.8	29.1	43.6	55.7	57.0	18.2	29.0	33.4	35.5	39.0	27.7	33.6	42.5	48.7	50.2
TFA w/ cos [1]			39.8	36.1	44.7	55.7	56.0	23.5	26.9	34.1	35.1	39.1	30.8	34.8	42.8	49.5	49.8
MPSR [17]			41.7	-	<u>51.4</u>	55.2	61.8	24.4	-	39.2	39.9	47.8	35.6	-	42.3	48.0	49.7
FSCE [5]			44.2	43.8	<u>51.4</u>	61.9	63.4	27.3	29.5	<u>43.5</u>	44.2	50.2	<u>37.2</u>	<u>41.9</u>	<u>47.5</u>	<u>54.6</u>	<u>58.5</u>
Retentive R-CNN [7]		FRCN-R101	42.4	45.8	45.9	53.7	56.1	21.7	27.8	35.2	37.0	40.3	30.2	37.6	43.0	49.7	50.1
DC-Net [18]			33.9	37.4	43.7	51.1	59.6	23.2	24.8	30.6	36.7	46.6	32.3	34.9	39.7	42.6	50.7
TIP [19]			27.7	36.5	43.3	50.2	59.6	22.7	30.1	33.8	40.9	46.9	21.7	30.6	38.1	44.5	50.9
CME [20]			41.5	<u>47.5</u>	50.4	58.2	60.9	27.2	30.2	41.4	42.5	46.8	34.3	39.6	45.1	48.3	51.5
FSOD-UP [21]			43.8	47.8	50.3	55.4	61.7	<u>31.2</u>	<u>30.5</u>	41.2	42.2	48.3	35.5	39.7	43.9	50.6	53.5
KFSOD [22]			<u>44.6</u>	-	54.4	60.9	65.8	37.8	-	43.1	48.1	<u>50.4</u>	34.8	-	44.1	52.7	53.9
GCL (Our Impl.)		FRCN-R101	44.3	42.2	51.0	60.2	63.2	28.1	31.1	44.3	44.8	51.2	36.7	44.7	47.6	55.3	57.5
FSRC (Ours)			45.5	43.4	51.1	<u>61.4</u>	<u>64.0</u>	28.4	31.3	45.0	<u>46.1</u>	51.6	38.8	45.1	48.4	55.5	59.0

TABLE II: AP50 standard deviation on VOC of novel classes and all classes.

Split	Shot	1	2	3	5	10
All	17.6	17.9	15.3	12.6	13.3	
Novel	12.3	15.1	13.9	15.5	14.0	
All	24.5	23.7	17.1	17.8	16.1	
Novel	17.9	17.2	18.6	18.0	17.7	
All	21.6	19.4	18.1	15.8	15.4	

TABLE III: Few-shot object detection performance on COCO dataset. Evaluation for novel classes AP and AP75 are listed. Our results have the highest scores above most previous works. **The highest AP for each column** is in black bold text, and the second highest scores are in blue text.

Method	Shot	Novel AP		Novel AP75	
		10	30	10	30
TFA w/ cos [1]		10.0	13.7	9.3	13.4
FSCE [5]		11.9	<u>16.4</u>	<u>10.5</u>	16.2
SVD [23]		<u>12.0</u>	16.0	10.4	15.3
SRR-FSD [24]		11.3	14.7	9.8	13.5
N-PME [25]		10.6	14.1	9.4	13.6
FORD+BL [26]		11.2	14.8	10.2	13.9
GCL (Our Impl.)		11.0	16.1	9.5	15.0
FSRC (Ours)		12.0	16.4	10.7	<u>15.7</u>

especially surpasses all shots in split3. Meanwhile, in Tab. II we list and compare the standard deviations between our FSRC method and general supervised contrastive learning (GCL) on both novel classes and all classes in different split, which demonstrate that our proposed RCL method lowers standard deviation among all classes and novel classes in the majority of the scenarios.

Results on COCO. The results on COCO are listed in Tab. III. AP and AP75 of novel classes on both 10-shot and 30-shot are listed. Our results outperform most of the

TABLE IV: AP standard deviation on COCO of novel classes and all classes.

	10 shot	30 shot
All classes	15.0	14.7

previous work and reach SOTA. Similarly, we compare the standard deviation of our results with the general supervised contrastive learning. Our results indicate that our proposed RCL significantly eliminates the polarization among all classes and novel classes, as shown in Tab. IV.

C. Ablation studies of hyperparameters

In this part, the experiments are performed on PASCAL VOC split1 5-shot scenario.

Iteration milestone. The influence of iteration milestone (I_m) is studied by setting to different values in training stage to the overall training iterations: 5%, 25%, 50%, 75% and 100%. IoU threshold is set as 0.5, and the replication threshold is fixed as 5. The training results are listed in the second row of Tab. V, which indicates how different iteration milestones affect the training result inevitably. From the Tab. V, it is obvious that the setting of milestone to 75% performs the best.

IoU threshold. For the IoU threshold (Th_{IoU}^{GR}), we scale it from 0.0 to 0.9 to represent varies matching confidences of a proposal box with its ground truth box. The iteration milestone is fixed as 75% and the replication threshold is fixed as 5. Naturally, higher (Th_{IoU}^{GR}) will filter out more overlapped box pairs, and therefore reduce the quantity of resemblance pairs (P_R). Experimental results in the third row in Tab. V indicates that $Th_{IoU}^{GR} = 0.5$ is a relatively moderate setting for this scenario.

Replication threshold. The fourth row in Tab. V lists the results of different replication thresholds (Th_{Rep}) under IoU threshold of 0.5. Higher Th_{Rep} in charge of sorting

TABLE V: Ablation studies on hyperparameters.

I_m	Th_{IoU}^{GR}	Th_{Rep}	nAP
5%	Fixed 0.5	Fixed 0	60.7
25%			60.7
50%			60.8
75%			61.4
100%			59.6
Fixed 75%	0.0	Fixed 0	61.1
	0.25		60.5
	0.5		61.4
	0.75		61.0
	0.9		60.0
Fixed 75%	Fixed 0.5	0	61.4
		5	60.7
		10	61.0
		15	61.0
		20	60.5

out the frequently occurred resemblance pairs, and meanwhile ignore the pairs which has lower frequency of occurrence. Experimentally we use Th_{Rep} as 0 to keep as many the resemblance pairs as possible.

V. CONCLUSION

In this paper, we propose a novel end-to-end few-shot object detection model with a refined contrastive learning (FSRC) method. The introduced refined contrastive learning module can automatically find out the resemblance group and helps the network focusing on training this group at later stage of the fine-tuning process. Resemblance group is also proved to be existed in current benchmarks PASCAL VOC and COCO. The experimental results prove that FSRC outperforms current few-shot object detection in different shots and benchmarks. Furthermore, FSRC reduces standard deviation of average precision for both novel and base classes, which contributes to more stable prediction for different classes.

REFERENCES

[1] X. Wang, T. E. Huang, T. Darrell, J. E. Gonzalez, and F. Yu, "Frustratingly simple few-shot object detection," *ICML*, 2020.

[2] S. Ren, K. He, R. B. Girshick, and J. Sun, "Faster R-CNN: towards real-time object detection with region proposal networks," in *Advances in Neural Information Processing Systems 28: Annual Conference on Neural Information Processing Systems 2015*, 2015, pp. 91–99.

[3] M. Everingham, S. M. A. Eslami, L. Van Gool, C. K. I. Williams, J. Winn, and A. Zisserman, "The pascal visual object classes challenge: A retrospective," *International Journal of Computer Vision*, vol. 111, no. 1, pp. 98–136, jan 2015.

[4] T.-Y. Lin, M. Maire, S. Belongie, J. Hays, P. Perona, D. Ramanan, P. Dollar, and L. Zitnick, "Microsoft coco: Common objects in context," in *ECCV*. European Conference on Computer Vision, September 2014.

[5] B. Sun, B. Li, S. Cai, Y. Yuan, and C. Zhang, "Fsce: Few-shot object detection via contrastive proposal encoding," in *2021 IEEE/CVF Conference on Computer Vision and Pattern Recognition*, 2021, pp. 7348–7358.

[6] P. Khosla, P. Teterwak, C. Wang, A. Sarna, Y. Tian, P. Isola, A. Maschinot, C. Liu, and D. Krishnan, "Supervised contrastive learning," in *Advances in Neural Information Processing Systems*, H. Larochelle, M. Ranzato, R. Hadsell, M. Balcan, and H. Lin, Eds., vol. 33. Curran Associates, Inc., 2020, pp. 18661–18673.

[7] Z. Fan, Y. Ma, Z. Li, and J. Sun, "Generalized few-shot object detection without forgetting," in *CVPR*, 2021, pp. 4525–4534.

[8] Y. Li, H. Zhu, Y. Cheng, W. Wang, C. S. Teo, C. Xiang, P. Vadakkepat, and T. H. Lee, "Few-shot object detection via classification refinement and distractor retreatment," in *IEEE Conference on Computer Vision and Pattern Recognition, CVPR 2021, virtual, June 19–25, 2021*. Computer Vision Foundation / IEEE, 2021, pp. 15395–15403.

[9] Y. Tian, D. Krishnan, and P. Isola, "Contrastive multiview coding," in *Computer Vision - ECCV 2020 - 16th European Conference, Glasgow, UK, August 23–28, 2020, Proceedings, Part XI*, ser. Lecture Notes in Computer Science, vol. 12356. Springer, 2020, pp. 776–794.

[10] T. Gao, X. Yao, and D. Chen, "Simcse: Simple contrastive learning of sentence embeddings," in *Proceedings of the 2021 Conference on Empirical Methods in Natural Language Processing, EMNLP 2021, Virtual Event / Punta Cana, Dominican Republic, 7–11 November, 2021*. Association for Computational Linguistics, 2021, pp. 6894–6910.

[11] Z. Wu, Y. Xiong, S. X. Yu, and D. Lin, "Unsupervised feature learning via non-parametric instance discrimination," in *CVPR*. Computer Vision Foundation / IEEE Computer Society, 2018, pp. 3733–3742.

[12] J. Zhu, Z. Wang, J. Chen, Y.-P. P. Chen, and Y.-G. Jiang, "Balanced contrastive learning for long-tailed visual recognition," in *2022 IEEE/CVF Conference on Computer Vision and Pattern Recognition (CVPR)*, 2022, pp. 6898–6907.

[13] X. Luo, Y. Chen, L. Wen, L. Pan, and Z. Xu, "Boosting few-shot classification with view-learnable contrastive learning," in *2021 IEEE International Conference on Multimedia and Expo (ICME)*, 2021, pp. 1–6.

[14] Z. Yang, J. Wang, and Y. Zhu, "Few-shot classification with contrastive learning," in *Computer Vision – ECCV 2022*, S. Avidan, G. Brostow, M. Cissé, G. M. Farinella, and T. Hassner, Eds. Cham: Springer Nature Switzerland, 2022, pp. 293–309.

[15] L. Huang, S. Dai, and Z. He, "Few-shot object detection with semantic enhancement and semantic prototype contrastive learning," *Knowledge-Based Systems*, vol. 252, p. 109411, 2022.

[16] Y.-X. Wang, D. Ramanan, and M. Hebert, "Meta-learning to detect rare objects," in *2019 IEEE/CVF International Conference on Computer Vision (ICCV)*, 2019, pp. 9924–9933.

[17] J. Wu, S. Liu, D. Huang, and Y. Wang, "Multi-scale positive sample refinement for few-shot object detection," in *European Conference on Computer Vision*, 2020.

[18] H. Hu, S. Bai, A. Li, J. Cui, and L. Wang, "Dense relation distillation with context-aware aggregation for few-shot object detection," in *2021 IEEE/CVF Conference on Computer Vision and Pattern Recognition (CVPR)*, 2021, pp. 10180–10189.

[19] A. Li and Z. Li, "Transformation invariant few-shot object detection," in *2021 IEEE/CVF Conference on Computer Vision and Pattern Recognition (CVPR)*, 2021, pp. 3093–3101.

[20] B. Li, B. Yang, C. Liu, F. Liu, R. Ji, and Q. Ye, "Beyond max-margin: Class margin equilibrium for few-shot object detection," in *2021 IEEE/CVF Conference on Computer Vision and Pattern Recognition (CVPR)*, 2021, pp. 7359–7368.

[21] A. Wu, Y. Han, L. Zhu, and Y. Yang, "Universal-prototype enhancing for few-shot object detection," in *2021 IEEE/CVF International Conference on Computer Vision, ICCV 2021, Montreal, QC, Canada, October 10–17, 2021*. IEEE, 2021, pp. 9547–9556.

[22] S. Zhang, L. Wang, N. Murray, and P. Koniusz, "Kernelized few-shot object detection with efficient integral aggregation," in *2022 IEEE/CVF Conference on Computer Vision and Pattern Recognition (CVPR)*, 2022, pp. 19185–19194.

[23] A. Wu, S. Zhao, C. Deng, and W. Liu, "Generalized and discriminative few-shot object detection via svd-dictionary enhancement," in *NeurIPS*, 2021.

[24] C. Zhu, F. Chen, U. Ahmed, Z. Shen, and M. Savvides, "Semantic relation reasoning for shot-stable few-shot object detection," in *2021 IEEE/CVF Conference on Computer Vision and Pattern Recognition (CVPR)*, 2021, pp. 8778–8787.

[25] W. Liu, C. Wang, S. Yu, C. Tao, J. Wang, and J. Wu, "Novel instance mining with pseudo-margin evaluation for few-shot object detection," *ICASSP 2022 - 2022 IEEE International Conference on Acoustics, Speech and Signal Processing (ICASSP)*, pp. 2250–2254, 2022.

[26] A. Vu, N.-D. Nguyen, K.-D. Nguyen, V.-T. Nguyen, T. Ngo, T.-T. Do, and T. Nguyen, "Few-shot object detection via baby learning," *Image and Vision Computing*, vol. 120, Apr. 2022, funding Information: This research is funded by National Science Foundation(NSF) under Grant No. 2025234 . Publisher Copyright: © 2022 Elsevier B.V.