








Nuclear Activity in the Low Metallicity Dwarf Galaxy SDSS J0944–0038 : A Glimpse into the Primordial Universe

MICHAEL REEFE ^{1,2,*} SHOBITA SATYAPAL ¹ REMINGTON O. SEXTON ^{1,3} NATHAN J. SECREST ³ WILLIAM MATZKO ¹
EMMA SCHWARTZMAN,^{1,4} KRISTINA NYLAND,⁴ GABRIELA CANALIZO,⁵ BARRY ROTHBERG,^{1,6} RYAN W. PFEIFLE ^{7,8,†}
JENNA M. CANN ^{7,8,†} ARCHANA ARAVINDAN,⁵ CAMILO VAZQUEZ,¹ AND TRACY CLARKE⁴

¹George Mason University, Department of Physics and Astronomy, MS3F3, 4400 University Drive, Fairfax, VA 22030, USA

²MIT Kavli Institute for Astrophysics and Space Research, Massachusetts Institute of Technology, Cambridge, MA 02139, USA

³U.S. Naval Observatory, 3450 Massachusetts Avenue NW, Washington, DC 20392-5420, USA

⁴U.S. Naval Research Laboratory, 4555 Overlook Ave. SW, Washington, DC 20375, USA

⁵Department of Physics and Astronomy, University of California, Riverside, 900 University Avenue, Riverside, CA 92521, USA

⁶LBT Observatory, University of Arizona, 933 N.Cherry Ave, Tucson AZ 85721, USA

⁷X-ray Astrophysics Laboratory, NASA Goddard Space Flight Center, Code 662, Greenbelt, MD 20771, USA

⁸Oak Ridge Associated Universities, NASA NPP Program, Oak Ridge, TN 37831, USA

ABSTRACT

Local low metallicity dwarf galaxies are relics of the early universe and are thought to hold clues into the origins of supermassive black holes (SMBHs). As a result, the hunt for black holes in low mass galaxies has been an active area of research. While recent studies are uncovering a growing population of active galactic nuclei (AGNs) in dwarf galaxies, the vast majority reside in galaxies with solar or super solar metallicities and stellar masses comparable to the LMC. In recent work, coronal lines have been used to unveil a population of candidate accreting black holes in dwarf galaxies with gas phase metallicities and stellar masses well below the host galaxies of any previously known AGNs. Using MUSE/VLT observations, we report the detection of [Fe X] $\lambda 6374$ coronal line emission and a broad H α line in the nucleus of SDSS J094401.87–003832.1, a nearby ($z = 0.0049$) metal poor dwarf galaxy at least fifty times less massive than the LMC. Unlike the emission from the lower ionization nebular lines, the [Fe X] $\lambda 6374$ emission is compact and centered on the brightest nuclear source, with a spatial extent of ≈ 100 pc, similar to that seen in well-known AGNs. The [Fe X] luminosity is $\approx 10^{37}$ erg s⁻¹, within the range seen in previously identified AGNs in the dwarf galaxy population. This line has never been observed in gas ionized by hot stars. While it can be produced in supernova ejecta, the [Fe X] flux from SDSS J094401.87–003832.1 has persisted over the roughly 19 year time period between the SDSS and MUSE observations, ruling out supernovae as the origin for the emission. The FWHM of the broad component of the H α line is 446 ± 17 km s⁻¹ and its luminosity is $\approx 1.5 \times 10^{38}$ erg s⁻¹, lower than the broad line luminosities of previously identified low mass broad line AGNs, as would be expected from a black hole with mass below typically reported in the dwarf galaxy population. These observations, together with previously reported multi-wavelength observations, can most plausibly be explained by the presence of an accreting intermediate mass black hole in a primordial galaxy analog. However, we cannot rule out the possibility that current stellar population models of metal poor stars significantly under-predict the stellar ionizing photon flux, and that metal poor stars can produce an extreme ionizing spectrum similar to that produced by AGNs.

Keywords: galaxies: active — galaxies: Starburst — galaxies: Evolution — galaxies: dwarf — optical: ISM — line: formation — accretion, accretion disks

1. INTRODUCTION

Intermediate mass black holes (IMBHs) in local dwarf galaxies, with masses predicted to be between $100 - 10^5 M_{\odot}$ are crucial to our understanding of supermassive black hole

(SMBH) seed formation and possibly dominate the extragalactic black hole population in the universe, yet black holes in this mass range have eluded detection by optical spectroscopic, mid-infrared color, X-ray, and radio surveys due either to obscuration of the central engine, or dilution of the accretion activity from star formation in the host galaxy (see review by Greene et al. 2020). Indeed, there is currently no black hole known to exist between approximately $150 - 10^4 M_{\odot}$, a gap of roughly two orders of magnitude. Detecting black holes in this mass range kinematically is

Corresponding author: Shobita Satyapal
ssatyapa@gmu.edu

* National Science Foundation, Graduate Research Fellow

† NASA Postdoctoral Program

currently impossible, so a significant sample of IMBHs can therefore only be detected as active galactic nuclei (AGNs). Unfortunately, finding AGNs in dwarf galaxies is especially challenging, since the AGN luminosity is expected to be low, the star formation can be enhanced, and the gas-phase metallicities and black hole masses are expected to be low, all of which compromise the diagnostic potential of optical spectroscopic (Groves et al. 2006; Cann et al. 2019), X-ray (Secrest et al. 2015), radio (Condon et al. 1991; Sargent et al. 2022), and broad-band mid-infrared (Satyapal et al. 2018) surveys. Although there has been heroic work uncovering growing numbers of AGNs in the dwarf galaxy population, most studies have thus far identified more massive black holes and are biased toward more massive bulge-dominated and higher metallicity host galaxies where contamination by star formation or obscuration are less significant (Mezcua 2019). These traditional techniques for searching for AGNs are therefore severely limited in identifying the lowest mass black holes, and they have thus far not been able to identify black holes with masses less than $\approx 10^4 M_\odot$. Moreover, the vast majority of currently identified AGNs reside in galaxies with solar or super-solar metallicity, galaxies that do not resemble the primordial galaxies in the early universe. In these cases, the black holes cannot be considered relics of the seeds of supermassive black holes in the early universe.

Observations of coronal lines are a promising path forward in the search for elusive AGNs missed by other widely used techniques (see Satyapal et al. 2021, and references therein) and may even uncover and constrain the properties of accreting IMBHs (e.g., Cann et al. 2018, 2021; Prieto et al. 2022). These lines have already demonstrated the potential to uncover previously hidden candidate AGNs in bulgeless galaxies (Satyapal et al. 2007, 2009) and the dwarf galaxy population (Izotov et al. 2012; Bohn et al. 2021; Cann et al. 2021; Molina et al. 2021; Izotov et al. 2021), which are the likely hosts of IMBHs. Most importantly, coronal line activity can uncover accretion activity in the low metallicity galaxies where traditional optical narrow line diagnostics fail (Cann et al. 2019). In recent work, Reefe et al. (2022) conducted the first systematic survey of a comprehensive set of the twenty optical coronal lines in the spectra of nearly 1 million galaxies observed by the Sloan Digital Sky Survey (SDSS), from the Data Release 8 catalog. The Coronal Line Activity Spectroscopic Survey (CLASS) remarkably revealed a population of coronal line emitters in dwarf galaxies ($M_* < 3 \times 10^9 M_\odot$) that do not display optical narrow line ratios indicative of nuclear activity, many with metallicities well below those of any previously reported AGNs. This work also revealed that the emission lines with the highest ionization potential are preferentially found in lower mass galaxies, indicating the presence of hard ionizing radiation. Since lower mass black holes produce a hotter accretion disk, this finding can be consistent with accreting IMBHs powering the coronal line emission in dwarf galaxies. Because of their low mass, low metallicity and compact morphologies, these galaxies are the best local analogs of the primordial galaxies thought to have formed at high redshift. In order to gain insight into the source of the

hard radiation field and explore the diagnostic potential of coronal lines in uncovering and constraining the properties of IMBHs, it is vital to carry out a multi-wavelength follow-up campaign of the population of coronal line emitters in the dwarf galaxy population.

In this work, we present follow-up archival integral field unit (IFU) observations with the Multi-Unit Spectroscopic Explorer (MUSE) on the Very Large Telescope (VLT) of SDSS J094401.87–003832.1 (hereafter, J0944–0038), a nearby ($z = 0.0049$) dwarf galaxy identified by CLASS with a [Fe X] $\lambda 6374$ detection in its SDSS spectrum. J0944–0038, also known as MCG+00-25-010, is a metal deficient blue compact galaxy that has previously been reported to display signatures of high ionization emission. It was reported to display a [Fe V] $\lambda 4227$ detection by Thuan & Izotov (2005) and was also identified with an [Fe X] $\lambda 6374$ detection in the SDSS spectrum previously by Molina et al. (2021). Here we spatially map the emission lines and can constrain the location and spatial extent of the high ionization emission lines for the first time. The stellar mass of this dwarf galaxy is approximately 50 to perhaps as much as three orders of magnitude lower than the Large Magellanic Cloud (LMC), depending on the various stellar mass estimates in the literature, making it one of the lowest mass galaxy currently known in the universe to potentially host an AGN. The stellar metallicity is less than 10%, making it an ideal laboratory in which to gain insight into the early universe. If current black hole galaxy scaling relations hold in this mass range, the central black hole will be almost two orders of magnitude lower than any currently known, depending on the stellar mass adopted. To estimate the distance to J0944–0038 we assume a flat Λ CDM cosmology with $H_0 = 70 \text{ km s}^{-1} \text{ Mpc}^{-1}$, and $\Omega_M = 0.3$, and $\Omega_\Lambda = 0.7$. The resulting luminosity distance is $D_L = 21 \text{ Mpc}$, consistent with that obtained using the Cosmicflows-3 local velocity flow model (Graziani et al. 2019; Kourkchi et al. 2020).

2. TARGET SELECTION

J0944–0038 is a dwarf galaxy with multiple star-forming knots dominated by two bright central optical continuum sources. It is a member of a poor cluster (Beers et al. 1984) and is listed in Karachentsev’s catalog of isolated pairs of galaxies (Karachentsev 1972), with the brighter nucleus that coincides with the SDSS fiber listed as KPG 212A, and the fainter associated pair 1’71 south east is listed as 212B. A clear [Fe X] $\lambda 6374$ detection is revealed in the SDSS spectrum but none of the other optical coronal lines were detected. Based on the SDSS MPA/JHU DR8 catalog (Eisenstein et al. 2011; Aihara et al. 2011; Gunn et al. 2006; Smeed et al. 2013),¹ its stellar mass is $4.7 \times 10^6 M_\odot$. However, using the NASA Sloan Atlas, its stellar mass is reported as $6.3 \times 10^7 M_\odot$. Given the considerable uncertainty in stellar mass estimates, it is at least 50 times less massive than the Large Magellanic Cloud (LMC) and perhaps consider-

¹ <https://wwwmpa.mpa-garching.mpg.de/SDSS/DR7/>

ably less massive. It is one of the lower mass dwarfs in the CLASS sample and the sample of [Fe X] emitters from Molina et al. (2021) with no optical evidence for an AGN based on its optical narrow emission line ratios, using the Baldwin-Phillips-Terlevich (BPT) diagnostics (Baldwin et al. 1981), adopting the Kauffmann et al. (2003) AGN selection criterion. As can be seen from Figure 1, the subset of dwarf galaxies that show coronal line emission from the CLASS survey and the survey by Molina et al. (2021) are uncovering a population of candidate AGNs in a significantly lower mass regime than identified in samples based on traditional optical narrow line ratios. The star formation rate based on the Balmer lines is $2.5 \times 10^{-2} M_{\odot} \text{ yr}^{-1}$, and the stellar mass of the northern nucleus, based on fits to the broadband photometry, is $1.4 \times 10^5 M_{\odot}$, assuming a constant star formation rate, or $2.2 \times 10^5 M_{\odot}$ assuming a recent “burst” (Senchyna et al. 2022).

The gas-phase metallicity of the northern nucleus, based on SDSS and MMT observations is $12 + \log(\text{O}/\text{H}) = 7.81 \pm 0.05$ (Senchyna et al. 2017), placing it slightly above the 10% solar metallicity cut employed to define the so-called “Extremely Metal Poor (XMPs)” galaxies. The metallicity of the stellar population of the northern nucleus, obtained through fitting the forest of UV photospheric absorption lines places is below 10%, suggesting that the system is chemically similar to primordial high redshift galaxies (Senchyna et al. 2022). As a result, this system is an ideal probe of black hole seeds and the physics of massive stars and gas at very low metallicities.

3. OBSERVATIONS AND DATA REDUCTION

In this work, we employed MUSE (Bacon et al. 2014) archival data of J0944–0038, which was observed as part of a program to study starbursts in dwarf-dwarf interactions (Program ID: 0102.B-0325I; PI Privon). The observations were obtained on 2019 February 27 in the wide field mode without adaptive optics (WFM-NOAO). The MUSE data covers the 475–935 nm wavelength interval with an average resolution $R \approx 3027$ and a spatial sampling of $0''.2$ in WFM-NOAO. The effective exposure time for the observations was 2.65 ks and the average seeing was $0''.686$. The processed MUSE data was retrieved from the ESO Archive Science Portal,² which had been processed using the MUSE 2.4 pipeline in which standard data reduction such as bias subtraction, flat-fielding, sky subtraction, wavelength and flux calibration, and removal of instrumental effects were performed.

Spectral fitting was performed using the open-source spectral analysis tool Bayesian AGN Decomposition Analysis for SDSS Spectra (BADASS; Sexton et al. 2020) software, which has now been adapted to fit IFU data including MUSE. The fitting procedure employs the affine-invariant Markov-Chain Monte Carlo (MCMC) sampler *emcee* (Foreman-Mackey et al. 2013) for robust parameter and uncertainty estimation. The BADASS fitting routine uses the same pro-

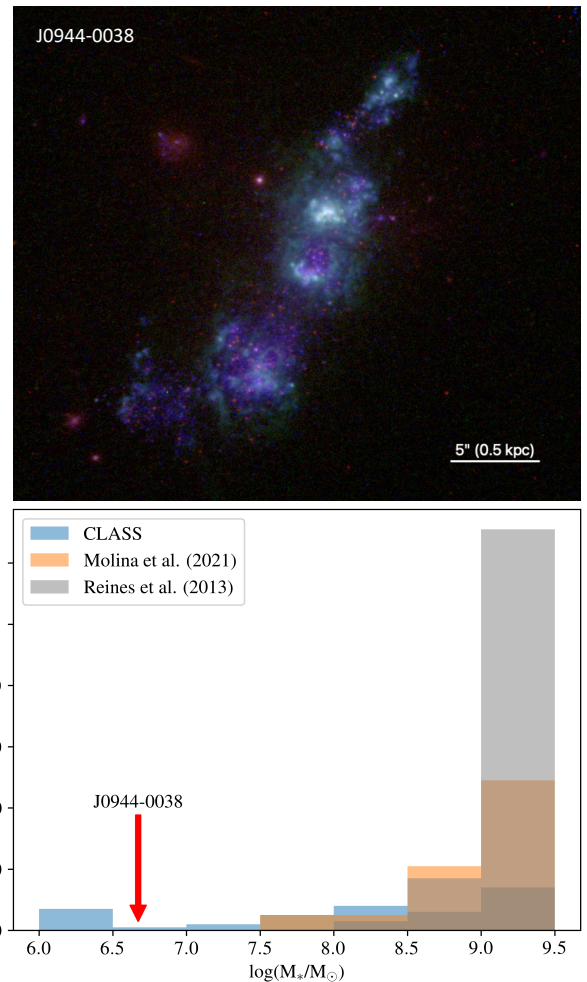


Figure 1. Top panel: Hubble Space Telescope image of J0944–0038, constructed from UV (F336W, blue channel), $\text{H}\alpha$ (F657N, green channel), and visual/near-IR (F814W, red channel) archival data. Bottom panel: stellar mass distribution of the subset of dwarf galaxies in the CLASS sample compared to the samples of AGNs identified by Reines et al. (2013) and Molina et al. (2021). The stellar mass of J0944–0038, and other coronal line emitters, is significantly lower than the mass regime probed by traditional optical narrow line ratios.

cedure employed in the CLASS study in which the spectral continuum is modeled simultaneously with multiple components, including stellar continuum, AGN power-law, Fe II emission, and spectral lines of various line profile shapes. In order to enhance the signal-to-noise ratio (S/N) for detection of the coronal line emission, we employed the Voronoi binning algorithm VorBin (Cappellari & Copin 2003), which creates bins of constant S/N in the continuum. Fluxes from the MUSE data obtained using an SDSS-matched aperture were compared to the corresponding SDSS fluxes for all overlapping lines and the [Fe X] fluxes were found to agree to within 16%.

In addition to fitting all strong lines and the [Fe X] $\lambda 6374$ line, which was previously detected by SDSS, we searched

² <https://archive.eso.org/scienceportal/home>

for all other coronal lines within the MUSE window to see if any new coronal lines were detected in the higher-sensitivity MUSE data. We also searched for broad lines in the MUSE cube by including broad components in the fits for detected lines. We utilize the line testing functionality built into BADASS, which performs comparison fits of the data with and without the line components in question and computes a detection confidence using various metrics. Using this method, we consider a strong detection to have a confidence $> 95\%$. We also test for the presence of lines using the pre-selection filtering algorithm BIFRÖST, originally described in Reefe et al. (2022), with a detection threshold of $\mathcal{F} \sim 3.5$.

In order to accurately fit the broad $H\alpha$ component detected in Nucleus 1, we first determine the full extent of the narrow $H\alpha$ component by fitting a 4-moment Gauss-Hermite line profile with free parameters for amplitude, width, velocity offset, and higher-order moments $h3$ and $h4$. We find that the narrow line profile is well-modeled by a Gaussian ($h3 = 0.009$, $h4 = -0.008$), and has a width nearly identical to the $[N II]\lambda 6585$ line. We then mask the brightest 10 pixels of the $H\alpha$ core to ensure that the fit to the broad wings of the $H\alpha$ component are not biased by the much-brighter narrow component. The full broad line profile requires two components for an optimal fit, which includes a simple Gaussian component for the core of the broad line and a Lorentzian component for the extended wings of the profile. The extended wings of the broad $H\alpha$ profile extend beyond the $[N II]\lambda\lambda 6549, 6585$ doublet emission on either side of $H\alpha$, as shown in Figure 3. The full composite line profile, composed of the individual two broad components is summed and BADASS computes the line parameters (flux, width, velocity, etc.). The total flux of the narrow component of $H\alpha$ is then determined from the residuals of the fit to the broad line from the masked pixels.

4. RESULTS AND DISCUSSION

4.1. Coronal Line Detection and Morphology of the Ionized Gas

The $[Fe X] \lambda 6374$, together with the $[O III] \lambda 5007$, $H\alpha$, and continuum at $\lambda 5100$ integrated flux maps are shown in Figure 2. The galaxy shows four major star forming regions with diffuse emission and a shell-like structure seen connecting the two brightest continuum sources. We refer to the two central bright continuum sources (red “ \times ” displayed in Figure 2) as “Nucleus 1” and “Nucleus 2”, where Nucleus 1 corresponds to the brightest continuum source (northern source). While the $[O III] \lambda 5007$ and $H\alpha$ flux maps reveal similar morphologies, with emission from all star forming clumps and diffuse structures seen between the continuum sources, the $[Fe X] \lambda 6374$ emission is compact and centered on the brightest source, Nucleus 1. The spatial extent of the emission detected above the 3σ level is ≈ 100 pc, comparable to the spatial extent of the highest ionization potential coronal line emission recently identified in nearby AGNs (e.g., Müller-Sánchez et al. 2011; Rodríguez-Ardila & Fonseca-Faria 2020; Fonseca-Faria et al. 2021). The total flux of the $[Fe X] \lambda 6374$ emission detected from the MUSE

data is $2.82 \pm 0.48 \times 10^{-16}$ erg $cm^{-2} s^{-1}$, which, using our adopted luminosity distance, corresponds to a luminosity of $\approx 10^{37}$ erg s^{-1} , within the range of $[Fe X] \lambda 6374$ luminosities observed in the dwarf AGN sample from Molina et al. (2021). The ionization potential for $[Fe X]$ is 235 eV, indicating extremely high energy photons from this source consistent with the presence of an AGN. Note that while coronal lines have been detected in planetary nebulae and Wolf-Rayet stars (e.g., Schaerer & Stasińska 1999), their luminosities are several orders of magnitude lower, and no $[Fe X] \lambda 6374$ emission has been reported in Wolf-Rayet galaxies thus far (e.g., Karthick et al. 2014). We therefore rule out these stellar sources as the origin for the coronal line emission.

Supernovae (SN) have been reported to produce $[Fe X] \lambda 6374$ emission, but it is rare: the luminosities are typically orders of magnitude lower ($< 10^{33}$ erg s^{-1}) than found in J0944–0038, and the emission fades considerably within the first few years (e.g., Benjamin & Dinerstein 1990; Smith et al. 2009; Komossa et al. 2009; Vogt et al. 2017; Smith et al. 2022). The $[Fe X] \lambda 6374$ detection reported in this work is inconsistent with this scenario since the detection is seen both in the SDSS spectrum, which was obtained 2000 March 27, and the MUSE data, which was obtained almost 19 years later, with comparable flux in matched apertures given the photometric uncertainties. While the persistence of the coronal line emission over the roughly two decades between the SDSS and MUSE observations strongly disfavors SN activity as the origin of the emission, J0944–0038 was selected from an original search of ~ 1 million galaxies for $[Fe X]$ emission, so we cannot rule out that an extremely rare luminous coronal line emitting SN such as 2005ip (e.g., Smith et al. 2009) happened to occur both in the 2000 SDSS spectrum epoch and in the 2019 MUSE spectrum epoch. To rule out this possibility, we extracted the MUSE spectrum from a $3''$ aperture centered on the $[Fe X]$ source, and compared it to the SDSS spectrum. Integrating over the SDSS r passband, we found that the SDSS and MUSE spectral fluxes differ from their mean value by 26%, which is reasonably consistent with expected error in absolute flux calibration. The corresponding r -band AB magnitudes are 17.0 for SDSS and 17.5 for MUSE. These values correspond to absolute magnitudes of ~ -14 at the 21 Mpc distance of J0944–0038, far dimmer than the expected luminosities of any SN type (e.g., Figure 1 in Gal-Yam 2012). While this finding alone argues strongly against a SN origin of the $[Fe X]$ emission, we compared these magnitudes to those from Pan-STARRS1 (PS1; Chambers et al. 2016) data obtained during a 4.1 year period between the SDSS and MUSE observations. At a mean epoch of 2012.8, the PSF r mag of J0944–0038 from PS1 is 17.3, comparable to the MUSE and SDSS magnitudes, given typical calibration errors and errors induced by differences between aperture and PSF magnitudes. Note that the optical continuum flux from supernovae in the r -band fades dramatically in the first few hundred days, typically by several magnitudes (e.g., see Figure 1 in Smith et al. 2009). The consistency in magnitudes between the SDSS, PS1, and MUSE data therefore rule out SN activity as the origin of the

[Fe X] source, as well as the broad line detection. We note that a lack of detectable continuum variability in Nucleus 1 does not preclude the presence of an accreting IMBH. Secrest & Satyapal (2020) demonstrated that the relatively sparse temporal sampling of general survey data such as from the SDSS and WISE systematically misses AGN activity in dwarf galaxies. Moreover, fractional AGN variability on ~ 1 yr timescales is typically about $\sim 10\%$, which is below the sensitivity of the analysis performed here.

We searched for all optical coronal line detections but did not find additional detections within the MUSE passband, including the [Fe VII] $\lambda 6087$ line, which is commonly detected in samples of larger mass galaxies (Gelbord et al. 2009). This is however not unusual for the CLASS survey presented by Reefer et al. (2022). While both lines are often detected in higher mass galaxies, in lower mass galaxies, the higher ionization potential lines are more prominent. Of the 72 galaxies with stellar mass $M_* > 3 \times 10^9 M_\odot$ that show a [Fe X] $\lambda 6374$ detection, $\approx 68\%$ also show a [Fe VII] $\lambda 6087$ detection. In contrast, only $\approx 17\%$ of galaxies with stellar mass $M_* < 3 \times 10^9 M_\odot$ that show a [Fe X] $\lambda 6374$ detection, also show a [Fe VII] $\lambda 6087$ detection. Of the 29 galaxies in the CLASS survey with $M_* < 1 \times 10^9 M_\odot$ that display an [Fe X] $\lambda 6374$ line, not a single one shows the lower ionization [Fe VII] $\lambda 6087$ line (using catalog obtained from Reefer et al. 2022). These findings are consistent with a hardening of the radiation field with decreasing stellar mass, a result that would be expected with accretion onto lower mass black holes in the least massive dwarf galaxies. Such an effect is predicted by photoionization models with an accreting IMBH as shown by Cann et al. (2018).

In Figure 3, we show the 1D extracted spectra from a $1''$ aperture centered on Nucleus 1 showing a clear $\approx 10\sigma$ detection of the [Fe X] line in Nucleus 1. There is also a tentative detection in Nucleus 2 at the 2.8σ level. The sensitivity of the current data is insufficient to determine if there are two distinct [Fe X] sources possibly suggestive of a dual AGN in this dwarf merger. In addition, we detect a clear broad $H\alpha$ line in Nucleus 1, which is not seen in the less sensitive SDSS spectrum obtained with a larger $3''$ aperture. The FWHM of the broad $H\alpha$ line is $446 \pm 17 \text{ km s}^{-1}$. The total luminosity of the broad component is $\approx 1.5 \times 10^{38} \text{ erg s}^{-1}$, comparable to that found in the well known type 1 dwarf AGN NGC 4395 (Brum et al. 2019), and considerably lower than the broad line luminosities of previously identified low mass broad line AGNs in the dwarf galaxy population (e.g., Greene & Ho 2007; Reines et al. 2013; Salehirad et al. 2022), as might be expected for a galaxy with a stellar mass at least one to three orders of magnitude lower than that of any previous dwarf galaxy with an identified broad line AGN (e.g., Baldassare et al. 2016; Salehirad et al. 2022). Note that the broad line disappears when the extraction aperture size is increased to match the SDSS aperture size, indicating that its origin is from an extremely compact region centered on the nucleus. There was no evidence for a broad component or asymmetries in the profile of the [O III] $\lambda 5007$ line from this aperture, strongly suggesting that the broad $H\alpha$ line is consis-

tent with virialized gas motion in a broad line region instead of outflowing gas. Note that while weak broad $H\alpha$ can be associated with supernova activity and has been found to fade over time (e.g., Baldassare et al. 2016), the combination of the persistent [Fe X] emission and lack of optical variability over almost two decades and the detection of a broad line in a compact aperture centered on Nucleus 1 is strong evidence for an AGN in this source.

In Table 1, we list the fluxes obtained from the BADASS fits to the spectra from Nucleus 1 and 2, respectively. The flux ratio of [Fe X] relative to the strong lines detected in the spectrum is somewhat lower than the mean values found in the CLASS sample (Reefer et al. 2023, in press), although there is a large dynamic range in the flux ratios across the CLASS sample, as well as in samples of well-known AGNs (e.g., Erkens et al. 1997) or within the extended regions around single AGNs with IFU observations (e.g., Fonseca-Faria et al. 2021). The lack of detections of other coronal lines in this source is not unusual; indeed, of the subset of BPT AGNs with coronal lines in the CLASS sample, $\sim 49\%$ show the detection of only one line.

In summary, the $\approx 10\sigma$ detection of the [Fe X] $\lambda 6374$ line, which requires photons with energies $> 235 \text{ eV}$, its persistence over 19 years, the lack of optical variability in the SDSS, PS1, and MUSE data, its compact morphology centered on the peak continuum and the broad $H\alpha$ line identified in a compact aperture centered around Nucleus 1, all provide convincing evidence for the existence of an AGN in this low metallicity dwarf galaxy merger.

4.2. Other Evidence for an AGN

There are several other lines of evidence that suggest the presence of a hard radiation field in J0944–0038 that can potentially be explained by the presence of an AGN. Based on the AllWISE catalog³, the $W1-W2$ color, which includes both Nucleus 1 and 2, is 1.346 ± 0.040 , and has stayed consistently at this value over the nearly 12-year baseline of the WISE/NEOWISE multi-epoch catalogs. This $W1-W2$ color is well above the widely used color cut (> 0.8) used to identify AGNs from Stern et al. (2012). In Figure 5, we show the WISE colors of J0944–0038 along with several 3 band color cuts employed in the literature to identify AGNs (Jarrett et al. 2011; Satyapal et al. 2018; Blecha et al. 2018). The mid-infrared colors do not meet the most stringent 3-band color cuts used to identify powerful AGNs, but its location in the mid-infrared color color diagram strongly suggests the presence of hot dust either heated by an extreme stellar population in a low metallicity galaxy or potentially heated by an AGN.

While the optical narrow line ratios ratios from SDSS and the apertures centered on Nucleus 1 and 2 are consistent with star formation (see Figure 5), low metallicity galaxies with AGNs and AGNs powered by IMBHs are expected to show narrow line ratios that reside in the star forming region of

³ <https://wise2.ipac.caltech.edu/docs/release/allwise/>

Table 1. Emission line fluxes

| Line | Wavelength (Å) | Nucleus 1 Flux ¹ (dex) | Nucleus 2 Flux ¹ (dex) |
|---------------------|-------------------|--------------------------------------|--------------------------------------|
| H β | 4861 | -13.547 ± 0.008 | -14.121 ± 0.004 |
| [O III] | 5007 | -12.749 ± 0.003 | -13.435 ± 0.001 |
| [Fe X] | 6374 | -16.41 ± 0.04 | -17.07 ± 0.15 |
| H α (narrow) | 6563 | -12.887 ± 0.003 | -13.486 ± 0.001 |
| H α (broad) | 6563 | -14.534 ± 0.025 | ... |
| [N II] | 6585 | -14.792 ± 0.006 | -15.323 ± 0.008 |

¹Fluxes in units of $\log(F/\text{erg cm}^{-2} \text{ s}^{-1})$ obtained from BADASS fits from 1'' circular aperture centered around Nucleus 1 and 2 (positions are displayed by red "X" in Figure 2).

standard BPT diagnostics (Groves et al. 2006; Cann et al. 2019). Nucleus 1 displays prominent nebular emission in the resonant C IV $\lambda 1548, 1550$ doublet, exceedingly rare in nearby low redshift star forming galaxies but found in high redshift Ly α emitters (Stark et al. 2015; Mainali et al. 2017; Schmidt et al. 2017). Nucleus 1 also displays a prominent He II $\lambda 4686$ line, as well as the $\lambda 1640$ He II lines in the UV (Senchyna et al. 2022), indicating the presence of highly ionized gas. While He II emission, which requires the presence of ionizing photons with energies > 54 eV, can be associated with Wolf-Rayet stars, the profiles produced by Wolf-Rayet stars are broad, in contrast to the line profile observed in this source. Based on the stellar wind signatures located near 4650\AA and 5808\AA , the galaxy is classified as a non-Wolf Rayet galaxy by SDSS, strongly suggesting that the observed He II emission is not associated with Wolf-Rayet stars. Moreover, the He II/H β flux ratio is 0.0130 ± 0.0006 (Senchyna et al. 2017), well above that found in star forming galaxies and comparable to that found in standard AGNs (Shirazi & Brinchmann 2012). Because both lines are recombination lines with the same dependence on density and temperature, this line flux ratio is a strong indicator of the shape of the radiation field. The observed ratio in Nucleus 1 is too high to be explained by photoionization models with even the most extreme metal poor stars, and AGNs have previously been invoked as an explanation in similar sources (Berg et al. 2018; Plat et al. 2019). Based on the models of Allen et al. (2008), these authors point out that radiative shocks cannot reproduce the observed line ratios. In addition to the [Fe X] emission, J0944–0038 was one of 5 metal poor dwarf galaxies studied by Thuan & Izotov (2005) to show [Fe V] $\lambda 4227$ emission. These authors argue that stellar population models cannot produce the required hard radiation field necessary to produce the emission. Based on the intensities of the near infrared [Fe II] lines, which are enhanced in shock excited gas, (Izotov & Thuan 2016) argue that shocks are not necessary to explain the near-infrared spectrum of this source.

Radio and X-ray emission can also be a valuable tool in detecting AGNs. J0944–0038 is one of the 0.03% of dwarf galaxies in the sample by Reines et al. (2013) that show detectable radio emission. It is detected in the VLA Faint images of the Radio Sky at Twenty Centimeters (FIRST)

survey (Becker et al. 1995). Follow up X-band VLA A-configuration observations revealed an extended radio source centered on Nucleus 1 (Reines et al. 2020), as can be seen in Figure 4. After estimating the contribution to the radio emission from H II regions, supernovae, and supernova remnants using the global star formation rate estimated from GALEX and WISE, Reines et al. 2020 concluded that the radio emission does not require the presence of an AGN. However, we note that there is considerable uncertainty in the relations between the star formation and the radio luminosity, and the radio morphology shown in Figure 4 may be consistent with star formation and a compact jet (Nyland et al. 2017).

There is also a 15 ks Chandra observation of J0944–0038 (Obs ID 19463; PI: Mezcua). These data were analyzed by Senchyna et al. (2020) who report the detection of two prominent X-ray sources at the location of Nucleus 1 and 2, within positional uncertainties. Senchyna et al. (2020) calculate the 0.5–8 keV flux assuming an absorbed power law model, with the column density set to the Galactic value toward the source, adopting a power law index of $\Gamma = 1.7$. Using our adopted luminosity distance of 21 Mpc, the computed luminosity is $L_{0.5-8\text{keV}} = 4.9 \pm 2.1 \times 10^{38} \text{ erg s}^{-1}$, which is within the scatter of the predicted contribution from high mass X-ray binaries (HMXBs) given the star formation rate, using the recent relation for low metallicity galaxies from Lehmer et al. (2022). Interestingly, Nucleus 2 is approximately an order of magnitude more luminous in the X-rays. While there is no conclusive evidence for an AGN based on the radio and X-ray data alone, we point out that radio and X-ray observations are limited in the dwarf galaxy population. Indeed, only 0.3 % of the sample of dwarf galaxies analyzed by Reines et al. (2020) were detected by FIRST. Of these, only 13 of 111 were selected as the most likely AGN candidates based on the follow-up VLA X-band A-configuration data, and a follow-up deep VLBA campaign (Sargent et al. 2022) demonstrated that four are likely background AGNs, with five remaining as possible AGNs despite non-detection with the VLBA. It is also challenging to use X-ray observations to identify AGNs in low mass galaxies since the X-ray contribution from HMXBs is significantly enhanced (Senchyna et al. 2022) and recently confirmed AGNs in low metallicity dwarfs and low mass AGNs are found to be X-ray (and radio)

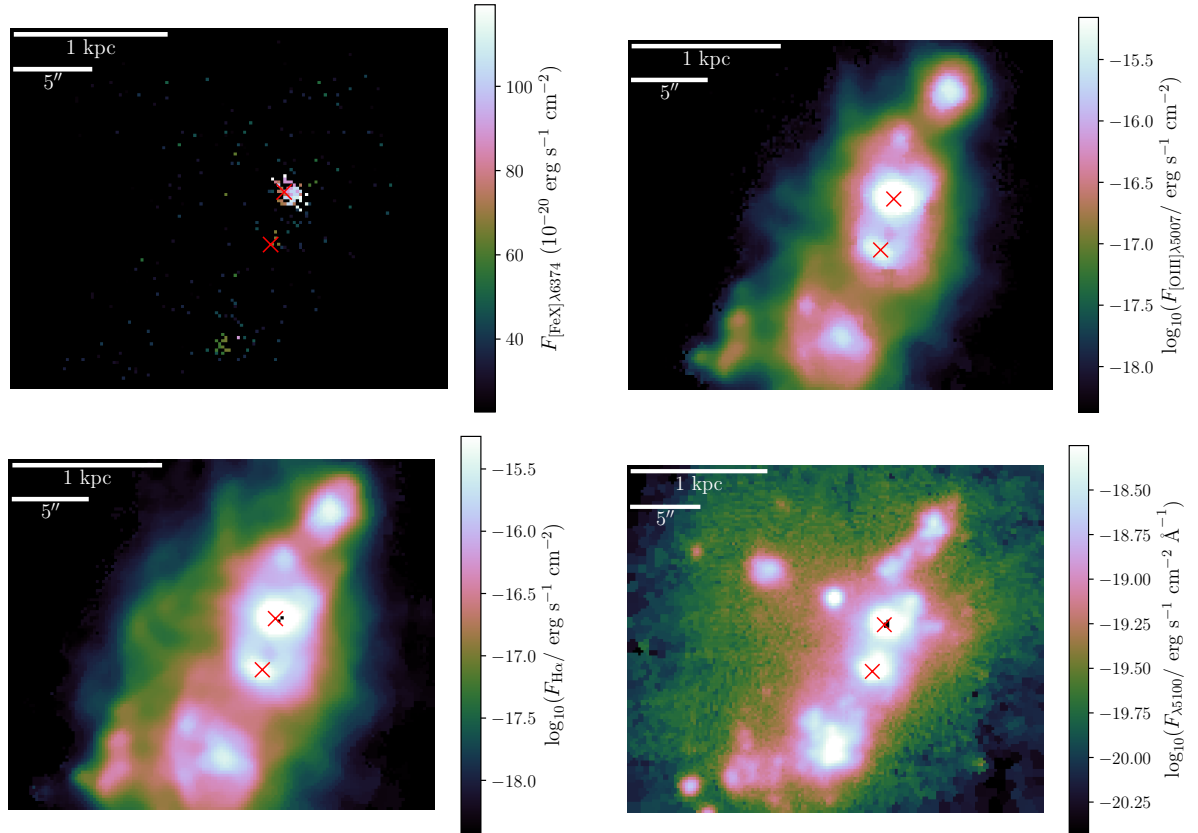


Figure 2. *Top Left:* The [Fe X] $\lambda 6374$ emission line flux map. *Top Right:* [O III] $\lambda 5007$ flux map. *Bottom Left:* The $H\alpha$ flux map. *Bottom Right:* The continuum at $\lambda 5100$ flux map. The red crosses in each image correspond to the positions of the peak continuum for the two brightest central clumps. Scale bars in kpc and arcseconds are given in the top left of each plot. The color scales for [O III], $H\alpha$, and the continuum are logarithmic, while the color scale for [Fe X] is linear. Additionally, the fluxes have been convolved with a 5×5 median filter, and [Fe X], [O III], and $H\alpha$ have been masked such that only spaxels with an $S/N > 3$ are shown. The red “ \times ” displayed in each image denotes the positions for Nucleus 1 (northern source) and Nucleus 2 (southern source), respectively.

weak (Dong et al. 2012; Simmonds et al. 2016; Cann et al. 2020; Burke et al. 2021). While inconclusive in confirming the existence of an AGN, the X-ray observations do place constraints on the HMXB and ULX population. Senchyna et al. (2022) demonstrate, using a grid of photoionization models, that photoionization by extremely metal poor stars coupled with multi-color disk models of HMXBs or ULXs cannot reproduce the observed He II/H β in this source. An additional source of ionizing photons consistent with an accreting more massive black hole is required to explain the nebular emission in this source. Note, however, that there is considerable uncertainty in the shape of the model stellar spectra in the EUV, just beyond the Lyman limit, since the photons cannot be observed for individual OB stars, and the emergent radiation field varies between stellar population synthesis models.

4.3. Other Scenarios

The presence and persistence of prominent [Fe X] emission in a low metallicity galaxy at least 50 to as much as three orders of magnitude less massive than the LMC is surprising and difficult to explain without invoking the hard radiation field produced by an accreting IMBH or some other exotic physics. While other processes related to star formation activity have been invoked to explain nebular emission seen in the few dwarf galaxies that display [Ne V] λ 3426 emission (e.g., Thuan & Izotov 2005; Izotov et al. 2012, 2021), the ionization potential of [Fe X] is 235 eV, considerably higher than the 97 eV needed to produce [Ne V]. If not explained by an AGN, the discovery reported here poses significant challenges to our understanding of the physics of extremely metal poor stars in low metallicity gas. The influence of massive stars on the nebular emission is clearly indicated by observations. P-Cygni profiles are seen in the C IV line profiles (Senchyna et al. 2022), indicating the presence of outflowing gas in the atmospheres of massive stars. The possibility remains open that the physics of metal poor stars in low metallicity gas is not fully understood. Unfortunately, stellar models in this metallicity regime have yet to be tested observationally, since samples of sub-solar individual stars only exist in the LMC and SMC, which have much higher metallicities than J0944–0038 (20% and 50% solar, respectively Dufour (1984)). Recent work on the only HII region observed that is powered by a single O star in an extremely poor (3% solar) reveal no He II λ 4686 emission and a nebular emission line spectrum that is consistent with current metal poor stellar models, based on photoionization models (Telford et al. 2022), strongly suggesting that the observed emission line spectrum from J0944–0038 is inconsistent with a population of single metal poor hot stars. There have been recent studies suggesting that binary evolution, fast rotation, or other processes could lead to even hotter stars that could enhance the ionizing radiation field in low metallicity galaxies. For example, Götberg et al. (2019) have shown that stars stripped of their envelopes from interaction with a binary companion, thought to be a common phenomena yet is neglected in stellar population models, produce a very hard radiation field

that persists over longer evolutionary stages. Inclusion of binary stars and stellar rotation in the stellar synthesis models could significantly change the predicted ionizing radiation field and possibly account for the high ionization coronal line detected in low metallicity galaxies. Thus far, there has been no quantitative stellar population model that can account for nebular [Fe X], leaving open the possibility that the required hard radiation field is generated by as yet poorly understood physics in low metallicity stars in low metallicity galaxies, a result that is extremely important for our understanding of the first generation of stars in the early universe, and their role in reionization.

5. SUMMARY AND IMPLICATIONS

In this work, using observations from MUSE/VLT, we report the detection of a [Fe X] λ 6374 line and a broad H α line seen only in a compact aperture centered on the brightest nuclear source in J0944–0038, a metal poor galaxy at least 50 to perhaps as much as three orders of magnitude less massive than the LMC. This work highlights the potential of integral field observations of coronal line emission in identifying AGNs and constraining their location, and their power in finding faint broad lines missed in SDSS spectra. The persistence of the coronal line and lack of continuum variability over a 19 year period between the MUSE observations and observations from SDSS, together with the compact morphology, broad line width, and previously reported multiwavelength observations, strongly suggest that J0944–0038 harbors an accreting IMBH with a stellar metallicity and mass below typically reported in the dwarf galaxy population. If not explained by an AGN, these observations would imply the presence of an extreme stellar population, and that current stellar population models in the low metallicity regime significantly underpredict the ionizing photon flux, a result that will be extremely important in the interpretation of JWST spectra of high redshift galaxies. Since local metal poor galaxies like J0944–0038 can be considered analogs of primordial galaxies, a true understanding of the ionizing radiation field in galaxies such as J0944–0038 is vital in our quest for understanding the sources of cosmic reionization.

6. ACKNOWLEDGEMENTS

M. R. gratefully acknowledges support from the National Science Foundation Graduate Research Fellowship under Grant No. 2141064.

J.M.C. would like to acknowledge a NASA Postdoctoral Program (NPP) fellowship at Goddard Space Flight Center, administered by ORAU through contract with NASA.

This research made use of Astropy,⁴ a community-developed core Python package for Astronomy (Astropy Collaboration et al. 2013), as well as TOPCAT (Taylor 2005).

Funding for SDSS-III has been provided by the Alfred P. Sloan Foundation, the Participating Institutions, the Na-

⁴ <http://www.astropy.org>

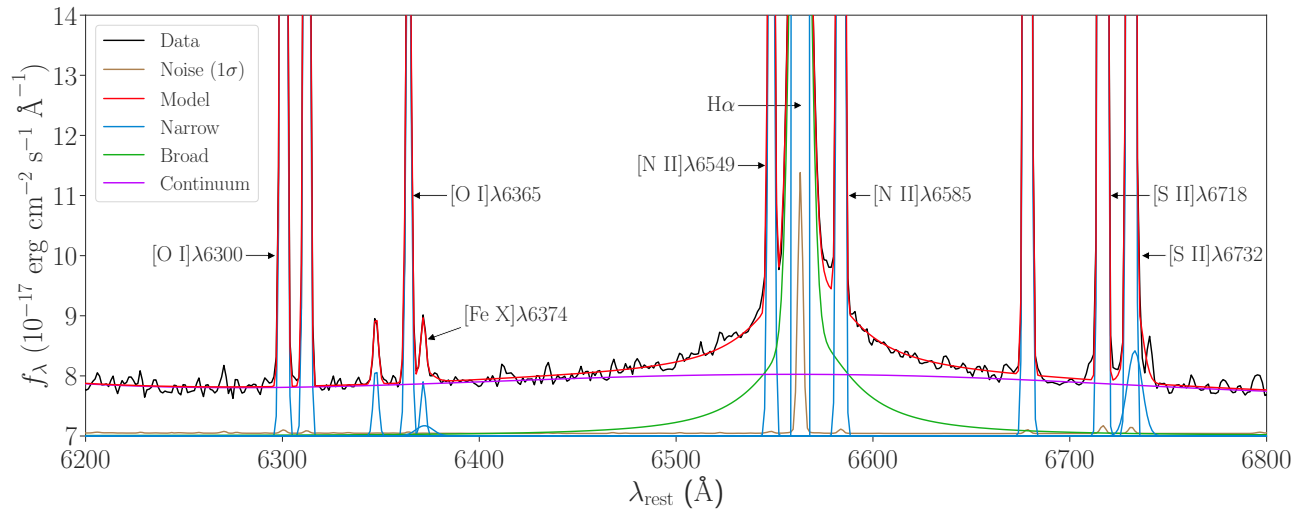


Figure 3. *Top Left:* The 1D extraction of the MUSE Spectrum from a $1''$ diameter circular aperture centered on Nucleus 1 (corresponding to the positions of the northern red “ \times ” in Figure 2) showing the [Fe X] λ 6374 and H α region of the spectrum. The spectrum for Nucleus 1 was decomposed into broad and narrow components. A broad line was detected at the $> 99.92\%$ confidence level in Nucleus 1 with FWHM of $446 \pm 17 \text{ km s}^{-1}$.




Figure 4. VLA X-band contours of the radio emission coincident with the [Fe X] source, overlaid on a $2'' \times 2''$ cutout of the HST image from Figure 1. The contours start at the 3σ level ($23.5 \mu\text{Jy beam}^{-1}$) and increase by integer multiples of the $\sqrt{2}$. The VLA image has an angular resolution of $0.2''$.

tional Science Foundation, and the U.S. Department of Energy Office of Science. The SDSS-III web site is <http://www.sdss3.org/>.

SDSS-III is managed by the Astrophysical Research Consortium for the Participating Institutions of the SDSS-III Collaboration including the University of Arizona, the

Brazilian Participation Group, Brookhaven National Laboratory, Carnegie Mellon University, University of Florida, the French Participation Group, the German Participation Group, Harvard University, the Instituto de Astrofísica de Canarias, the Michigan State/Notre Dame/JINA Participation Group, Johns Hopkins University, Lawrence Berkeley National Laboratory, Max Planck Institute for Astrophysics, Max Planck Institute for Extraterrestrial Physics, New Mexico State University, New York University, Ohio State University, Pennsylvania State University, University of Portsmouth, Princeton University, the Spanish Participation Group, University of Tokyo, University of Utah, Vanderbilt University, University of Virginia, University of Washington, and Yale University.

This publication makes use of data products from the Wide-field Infrared Survey Explorer, which is a joint project of the University of California, Los Angeles, the Jet Propulsion Laboratory/California Institute of Technology, and NEOWISE, which is a project of the Jet Propulsion Laboratory/California Institute of Technology. WISE and NEOWISE are funded by the National Aeronautics and Space Administration.

The National Radio Astronomy Observatory is a facility of the National Science Foundation operated under cooperative agreement by Associated Universities, Inc. Basic research in Radio Astronomy at the U.S. Naval Research Laboratory is supported by 6.1 Base Funding.

Facilities: Sloan, WISE

Software: Astropy (Astropy Collaboration et al. 2013), NumPy (Harris et al. 2020) SciPy (Virtanen et al. 2020) emcee (Foreman-Mackey et al. 2013), pPXF (Cappellari 2017), TOPCAT (Taylor 2005), BADASS (Sexton et al. 2020), BIFRÖST (<https://github.com/Michael-Reefe/bifrost>)

REFERENCES

- Aihara, H., Allende Prieto, C., An, D., et al. 2011, *ApJS*, 193, 29
- Allen, M. G., Groves, B. A., Dopita, M. A., Sutherland, R. S., & Kewley, L. J. 2008, *ApJS*, 178, 20
- Appenzeller, I., & Oestreicher, R. 1988, *AJ*, 95, 45
- Astropy Collaboration, Robitaille, T. P., Tollerud, E. J., et al. 2013, *A&A*, 558, A33
- Bacon, R., Vernet, J., Borisova, E., et al. 2014, *The Messenger*, 157, 13
- Baldassare, V. F., Reines, A. E., Gallo, E., et al. 2016, *ApJ*, 829, 57
- Baldwin, J. A., Phillips, M. M., & Terlevich, R. 1981, *PASP*, 93, 5
- Becker, R. H., White, R. L., & Helfand, D. J. 1995, *ApJ*, 450, 559
- Beers, T. C., Geller, M. J., Huchra, J. P., Latham, D. W., & Davis, R. J. 1984, *ApJ*, 283, 33
- Benjamin, R. A., & Dinerstein, H. L. 1990, *AJ*, 100, 1588
- Berg, D. A., Erb, D. K., Auger, M. W., Pettini, M., & Brammer, G. B. 2018, *ApJ*, 859, 164
- Blecha, L., Snyder, G. F., Satyapal, S., & Ellison, S. L. 2018, *MNRAS*, 478, 3056
- Bohn, T., Canalizo, G., Veilleux, S., & Liu, W. 2021, *ApJ*, 911, 70
- Brum, C., Diniz, M. R., Riffel, R. A., et al. 2019, *MNRAS*, 486, 691
- Burke, C. J., Liu, X., Chen, Y.-C., Shen, Y., & Guo, H. 2021, *MNRAS*, 504, 543
- Cann, J. M., Satyapal, S., Abel, N. P., et al. 2019, *ApJL*, 870, L2
- . 2018, *ApJ*, 861, 142
- Cann, J. M., Satyapal, S., Bohn, T., et al. 2020, *ApJ*, 895, 147
- Cann, J. M., Satyapal, S., Rothberg, B., et al. 2021, *ApJL*, 912, L2
- Cappellari, M. 2017, *MNRAS*, 466, 798
- Cappellari, M., & Copin, Y. 2003, *MNRAS*, 342, 345
- Chambers, K. C., Magnier, E. A., Metcalfe, N., et al. 2016, arXiv e-prints, arXiv:1612.05560
- Condon, J. J., Huang, Z. P., Yin, Q. F., & Thuan, T. X. 1991, *ApJ*, 378, 65

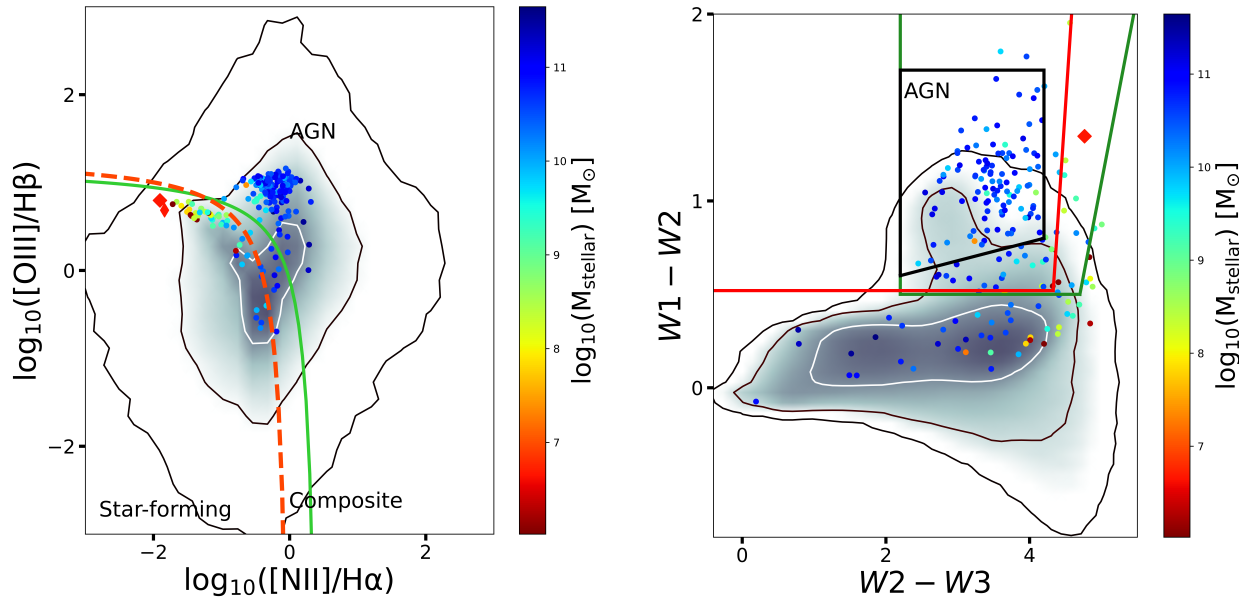


Figure 5. *Left:* A BPT ratio plot of the CLASS sample with the values obtained from the 1'' aperture centered on Nucleus 1 and 2 displayed by the red diamonds. The color of each point corresponds to the stellar mass of the galaxy obtained from the MPA/JHU catalog. The star-forming, “composite,” and AGN regions are marked with text and separated by the curves defined in Kauffmann et al. (2003) and Kewley et al. (2001). The grey shading displays the BPT values for the entire MPA/JHU catalog

Right: A WISE color-color plot of the class sample with the value for J0944–0038 displayed by the red diamond. The coloring of the points and contours is defined the same way as the BPT plot. The AGN demarcation box from Jarrett et al. (2011) is shown by the black line, the demarcation box from Satyapal et al. (2018) is shown by the red line, and the demarcation box from Blecha et al. (2018) is shown in green.

Dong, R., Greene, J. E., & Ho, L. C. 2012, *ApJ*, 761, 73

Dufour, R. J. 1984, *Symposium - International Astronomical Union*, 108, 353–361

Eisenstein, D. J., Weinberg, D. H., Agol, E., et al. 2011, *AJ*, 142, 72

Erkens, U., Appenzeller, I., & Wagner, S. 1997, *A&A*, 323, 707

Fonseca-Faria, M. A., Rodríguez-Ardila, A., Contini, M., & Reynaldi, V. 2021, *MNRAS*, 506, 3831

Foreman-Mackey, D., Hogg, D. W., Lang, D., & Goodman, J. 2013, *PASP*, 125, 306

Gal-Yam, A. 2012, *Science*, 337, 927

Gelbord, J. M., Mullaney, J. R., & Ward, M. J. 2009, *Monthly Notices of the Royal Astronomical Society*, 397, 172

Götberg, Y., de Mink, S. E., Groh, J. H., Leitherer, C., & Norman, C. 2019, *A&A*, 629, A134

Graziani, R., Courtois, H. M., Lavaux, G., et al. 2019, *MNRAS*, 488, 5438

Greene, J. E., & Ho, L. C. 2007, *ApJ*, 670, 92

Greene, J. E., Strader, J., & Ho, L. C. 2020, *ARA&A*, 58, 257

Groves, B. A., Heckman, T. M., & Kauffmann, G. 2006, *MNRAS*, 371, 1559

Gunn, J. E., Siegmund, W. A., Mannery, E. J., et al. 2006, *AJ*, 131, 2332

Harris, C. R., Millman, K. J., van der Walt, S. J., et al. 2020, *Nature*, 585, 357

Izotov, Y. I., & Thuan, T. X. 2016, *MNRAS*, 457, 64

Izotov, Y. I., Thuan, T. X., & Guseva, N. G. 2021, *MNRAS*, 508, 2556

Izotov, Y. I., Thuan, T. X., & Privon, G. 2012, *MNRAS*, 427, 1229

Jarrett, T. H., Cohen, M., Masci, F., et al. 2011, *ApJ*, 735, 112

Karachentsev, I. D. 1972, *Astrofizicheskie Issledovaniia Izvestiya Spetsial'noj Astrofizicheskoy Observatorii*, 7, 3

Karthick, M. C., López-Sánchez, Á. R., Sahu, D. K., Sanwal, B. B., & Bisht, S. 2014, *MNRAS*, 439, 157

Kauffmann, G., Heckman, T. M., Tremonti, C., et al. 2003, *MNRAS*, 346, 1055

Kewley, L. J., Dopita, M. A., Sutherland, R. S., Heisler, C. A., & Trevena, J. 2001, *ApJ*, 556, 121

Komossa, S., Zhou, H., Rau, A., et al. 2009, *ApJ*, 701, 105

Kourkchi, E., Courtois, H. M., Graziani, R., et al. 2020, *AJ*, 159, 67

Lehmer, B. D., Eufrazio, R. T., Basu-Zych, A., et al. 2022, *ApJ*, 930, 135

Mainali, R., Kollmeier, J. A., Stark, D. P., et al. 2017, *ApJL*, 836, L14

Mezcua, M. 2019, *Nature Astronomy*, 3, 6

Molina, M., Reines, A. E., Latimer, C. J., Baldassare, V., & Salehirad, S. 2021, *ApJ*, 922, 155

Müller-Sánchez, F., Prieto, M. A., Hicks, E. K. S., et al. 2011, *ApJ*, 739, 69

Nyland, K., Davis, T. A., Nguyen, D. D., et al. 2017, *ApJ*, 845, 50

Plat, A., Charlot, S., Bruzual, G., et al. 2019, *MNRAS*, 490, 978

- Prieto, A., Rodríguez-Ardila, A., Panda, S., & Marinello, M. 2022, *MNRAS*, 510, 1010
- Reefe, M., Satyapal, S., Sexton, R. O., et al. 2022, *ApJ*, 936, 140
- Reefe, M., Sexton, R. O., Doan, S. M., et al. 2022, CLASS Survey Description: Coronal Line Needles in the SDSS Haystack, [arXiv:2211.11882 \[astro-ph.GA\]](https://arxiv.org/abs/2211.11882)
- Reines, A. E., Condon, J. J., Darling, J., & Greene, J. E. 2020, *ApJ*, 888, 36
- Reines, A. E., Greene, J. E., & Geha, M. 2013, *ApJ*, 775, 116
- Rodríguez-Ardila, A., & Fonseca-Faria, M. A. 2020, *ApJL*, 895, L9
- Salehirad, S., Reines, A. E., & Molina, M. 2022, *ApJ*, 937, 7
- Sargent, A. J., Johnson, M. C., Reines, A. E., et al. 2022, *ApJ*, 933, 160
- Satyapal, S., Abel, N. P., & Secrest, N. J. 2018, *ApJ*, 858, 38
- Satyapal, S., Böker, T., Mcalpine, W., et al. 2009, *ApJ*, 704, 439
- Satyapal, S., Kamal, L., Cann, J. M., Secrest, N. J., & Abel, N. P. 2021, *ApJ*, 906, 35
- Satyapal, S., Vega, D., Heckman, T., O'Halloran, B., & Dudik, R. 2007, *ApJL*, 663, L9
- Schaerer, D., & Stasińska, G. 1999, *A&A*, 345, L17
- Schmidt, K. B., Huang, K. H., Treu, T., et al. 2017, *ApJ*, 839, 17
- Secrest, N. J., & Satyapal, S. 2020, *ApJ*, 900, 56
- Secrest, N. J., Satyapal, S., Gliozzi, M., et al. 2015, *ApJ*, 798, 38
- Senchyna, P., Stark, D. P., Mirocha, J., et al. 2020, *MNRAS*, 494, 941
- Senchyna, P., Stark, D. P., Vidal-García, A., et al. 2017, *MNRAS*, 472, 2608
- Senchyna, P., Stark, D. P., Charlot, S., et al. 2022, *ApJ*, 930, 105
- Sexton, R. O., Matzko, W., Darden, N., Canalizo, G., & Gorjian, V. 2020, *Monthly Notices of the Royal Astronomical Society*, 500, 2871–2895
- Shirazi, M., & Brinchmann, J. 2012, *MNRAS*, 421, 1043
- Simmonds, C., Bauer, F. E., Thuan, T. X., et al. 2016, *A&A*, 596, A64
- Smee, S. A., Gunn, J. E., Uomoto, A., et al. 2013, *AJ*, 146, 32
- Smith, N., Andrews, J. E., Filippenko, A. V., et al. 2022, *MNRAS*, 515, 71
- Smith, N., Silverman, J. M., Chornock, R., et al. 2009, *ApJ*, 695, 1334
- Stark, D. P., Walth, G., Charlot, S., et al. 2015, *MNRAS*, 454, 1393
- Stern, D., Assef, R. J., Benford, D. J., et al. 2012, *ApJ*, 753, 30
- Taylor, M. B. 2005, in *Astronomical Society of the Pacific Conference Series*, Vol. 347, *Astronomical Data Analysis Software and Systems XIV*, ed. P. Shopbell, M. Britton, & R. Ebert, 29
- Telford, O. G., McQuinn, K. B. W., Chisholm, J., & Berg, D. A. 2022, *arXiv e-prints*, [arXiv:2210.17535](https://arxiv.org/abs/2210.17535)
- Thuan, T. X., & Izotov, Y. I. 2005, *ApJS*, 161, 240
- Virtanen, P., Gommers, R., Oliphant, T. E., et al. 2020, *Nature Methods*, 17, 261
- Vogt, F. P. A., Seitzzahl, I. R., Dopita, M. A., & Ghavamian, P. 2017, *A&A*, 602, L4