

# Is Smaller Always Faster? Tradeoffs in Compressing Self-Supervised Speech Transformers

Tzu-Quan Lin<sup>1</sup>, Tsung-Huan Yang<sup>2\*</sup>, Chun-Yao Chang<sup>3\*</sup>, Kuang-Ming Chen<sup>4\*</sup>,  
Tzu-hsun Feng<sup>1</sup>, Hung-yi Lee<sup>1</sup>, Hao Tang<sup>5</sup>

<sup>1</sup>Graduate Institute of Communication Engineering, National Taiwan University, Taiwan

<sup>2</sup>Academia Sinica, Taiwan

<sup>3</sup>University of California, Los Angeles, United States

<sup>4</sup>University of Washington, United States

<sup>5</sup>University of Edinburgh, United Kingdom

**Abstract**—Transformer-based self-supervised models have achieved remarkable success in speech processing, but their large size and high inference cost present significant challenges for real-world deployment. While numerous compression techniques have been proposed, inconsistent evaluation metrics make it difficult to compare their practical effectiveness. In this work, we conduct a comprehensive study of four common compression methods, including weight pruning, head pruning, low-rank approximation, and knowledge distillation on self-supervised speech Transformers. We evaluate each method under three key metrics: parameter count, multiply-accumulate operations, and real-time factor. Results show that each method offers distinct advantages. In addition, we contextualize recent compression techniques, comparing DistilHuBERT, FitHuBERT, LightHuBERT, ARMHuBERT, and STaRHuBERT under the same framework, offering practical guidance on compression for deployment.

**Index Terms**—Speech self-supervised model, model compression

## I. INTRODUCTION

Self-supervised learning (SSL) has driven significant progress in speech processing, enabling models to learn powerful representations from large unlabeled datasets [1]–[4]. However, these models are typically large and compute-intensive, making them difficult to deploy in real-time or on resource-constrained devices. Model compression is therefore essential to bridge the gap between research prototypes and practical deployment.

Numerous techniques have been proposed for compressing SSL models, including weight pruning [5], low-rank approximation [6], and knowledge distillation [7]. Yet, these methods are often evaluated in isolation and compared under different metrics, such as parameter count, multiply-accumulate operations (MACs), or inference time. This inconsistency makes it difficult to assess their practical strengths and tradeoffs. A method that reduces parameter count might not improve actual inference speed, and one that accelerates GPU runtime might have little impact on theoretical complexity. Without a consistent evaluation framework, it remains unclear which method is best suited for which use case.

In this paper, we conduct a comprehensive study on compressing Transformer-based speech SSL models. We systematically compare four classic compression methods—weight pruning, head pruning, low-rank approximation, and knowledge distillation—under three critical metrics: number of parameters, MACs, and real-time factor.

Our results show that each method exhibits distinct strengths under different metrics: weight pruning significantly reduces parameter count and MACs; head pruning improves inference speed by reducing attention computations; low-rank approximation effectively reduces parameter counts; and distillation provides the most balanced tradeoff between efficiency and performance.

To further clarify the efficiency-performance tradeoffs in recent research, we also contextualize several representative compression methods, including DistilHuBERT [8], FitHuBERT [9], LightHuBERT [10], ARMHuBERT [11], and STaRHuBERT [12] within the same framework. This unified comparison not only highlights how design decisions impact compression outcomes, but also offers practical guidance for selecting methods based on deployment constraints.

## II. RELATED WORK

Model compression has been widely studied in the context of NLP and computer vision, particularly for Transformer-based architectures. Common strategies include knowledge distillation [7], [13], weight pruning [14], head pruning [15], low-rank approximation [6], and early exiting [16], [17]. In the speech domain, early efforts on compressing SSL models have largely focused on task-specific settings, where compression is jointly optimized with downstream objectives [18]–[21].

Recent studies have proposed task-agnostic compression methods that aim to preserve the general usability of speech representations. DistilHuBERT [8] distills a 12-layer HuBERT into a shallow 2-layer student by aligning hidden representations using cosine and  $\ell_1$  losses. FitHuBERT [9] retains the model depth but reduces the width of attention heads, feedforward layers, and convolutional channels to achieve a thinner architecture. LightHuBERT [10] introduces a two-stage training process: first distilling a large model into a

\*This work was done while the authors were at National Taiwan University.

supernet, then applying once-for-all training to support a range of subnetwork configurations. ARMHuBERT [11] and STaRHuBERT [12] share a similar architecture with FitHuBERT but achieve superior performance through masking distillation and temporal relation distillation, respectively. Beyond distillation-based approaches, several task-agnostic, pruning-based methods have been proposed for speech self-supervised models [22]–[24]. Additionally, Lin et al. [25] propose a method that dynamically determines whether to perform early exiting during feature extraction.

While these prior works report promising results, they each adopt different evaluation metrics—DistilHuBERT, LightHuBERT, and ARMHuBERT report only parameter count; FitHuBERT reports parameter count and real-time factor; and STaRHuBERT reports parameter count and MACs—making it difficult to directly compare their efficiency-performance tradeoffs. Our unified framework addresses this gap by providing consistent and comprehensive evaluations.

### III. MODEL COMPRESSION

We plan to study four classic compression methods, weight pruning, head pruning, low-rank approximation, and knowledge distillation. All except distillation are instances of iterative pruning, where pruning and retraining alternate until convergence. We intentionally exclude more involved compression strategies that integrate task objectives or joint pruning components in order to isolate and clarify the effect of each technique.

After pruning, model performance typically degrades due to increased training loss. To recover performance, additional training is applied. To track recovery, we monitor the self-supervised loss curve before and after compression. We adopt MelHuBERT [26] as our base model for its simple training recipe, which allows efficient pre-training from scratch and loss monitoring.

#### A. MelHuBERT

MelHuBERT simplifies HuBERT by using Mel spectrograms as input and cross-entropy as the training loss. It removes waveform-level convolutions and accelerates training. MelHuBERT saves about 33.3% of MACs and about 31.2% of pre-training time on a single 24GB RTX 3090 GPU. Given a Mel-spectrogram sequence  $x_1 \dots x_T$ , we quantize each frame into cluster indices  $c_t$  using k-means. The training objective is:

$$\mathcal{L} = - \sum_{t=1}^T \log p(c_t|x), \quad (1)$$

$$p(c_t|x) = \frac{\exp(W_{c_t}^\top o_t)}{\sum_{i=1}^K \exp(W_i^\top o_t)}, \quad (2)$$

where  $W$  is the classifier matrix and  $o_t$  the model output. This loss is used throughout our compression analysis.

#### B. Weight Pruning

Weight pruning is one of the earliest model compression techniques [27], based on the observation that small weights can be removed with minimal impact on performance, and retraining can recover any loss. In iterative pruning, we progressively remove low-magnitude weights and fine-tune the model. We adopt a simple magnitude-based criterion [28], [29], where weights are masked as follows:

$$m_i = \begin{cases} 0 & \text{if } |\theta_i| < \delta \\ 1 & \text{otherwise} \end{cases} \quad (3)$$

where  $\delta$  is a threshold set by the target sparsity. The forward pass becomes  $f(x; m \odot \theta)$ , where  $m$  is the binary mask. While weight pruning significantly reduces parameters and MACs, the unstructured sparsity limits real-time gains on standard hardware.

#### C. Head Pruning

Head pruning targets Transformer-specific structure by removing full attention heads, each comprising its own query, key, and value matrices. Prior work [15], [30] shows that many heads are redundant. We evaluate the impact of pruning heads in speech SSL models. While several methods have been proposed, we adopt a gradient-based importance score from [15], since simpler  $\ell_1$ -norm-based scores perform consistently worse in our experiments. Specifically, we use a small data set  $\{(x_1, y_1), \dots, (x_n, y_n)\}$  to compute the score

$$s_i = \sum_{k=1}^n \left\| \text{vec} \left( J_i(x_k)^\top \frac{\partial \mathcal{L}}{\partial J_i} (J_i(x_k), y_k) \right) \right\|_1 \quad (4)$$

for each head  $H_i$ , where  $J_i$  is the attention map multiplied by the forward result of the value matrix  $V_i$ , and  $\frac{\partial \mathcal{L}}{\partial J_i}$  is the gradient to that particular computation node.

#### D. Low-Rank Approximation

Low-rank approximation leverages the empirical low-rank nature of learned weight matrices [31]. Rather than decomposing projection matrices, we prune intermediate dimensions in feed-forward layers, where the hidden size is typically large (e.g., 3072). Let  $U \in \mathbb{R}^{d \times 3072}$  and  $V \in \mathbb{R}^{3072 \times d}$  be the input/output projections. We compute a score for each hidden unit  $i$  as:

$$s_i = \sum_{k=1}^d (|U_{ki}| + |V_{ik}|). \quad (5)$$

We iteratively remove units with the lowest scores. Unlike conventional low-rank factorization, this direct pruning approach simplifies implementation while achieving comparable efficiency.

#### E. Knowledge Distillation

Knowledge distillation compresses models by training a small student to imitate a large teacher [32]. It allows full architectural flexibility. We distill from a 12-layer MelHuBERT

into 2- and 6-layer students using KL divergence on output distributions:

$$\frac{1}{T} \sum_{t=1}^T \text{KL}[p(c_t|x) \parallel \hat{p}(c_t|x)] \quad (6)$$

where  $p(c_t|x)$  is the distribution predicted by the teacher defined in (2),

$$\hat{p}(c_t|x) = \frac{\exp(\hat{W}_{c_t}^\top o_t)}{\sum_{i=1}^K \exp(\hat{W}_i^\top o_t)} \quad (7)$$

is the distribution of centroids predicted by the student, and  $\hat{W}$  is a trainable projection matrix of the student. All the parameters of the teacher are frozen during distillation.

Unlike pruning-based methods, distillation trains a new model from scratch and does not preserve teacher weights or structure. It is widely used in prior SSL compression works [8]–[10].

#### IV. DESIGN OF EXPERIMENTS

To examine compression tradeoffs, we pre-train and compress 12-layer Transformers on the full 960-hour LibriSpeech dataset. Representations are evaluated on phoneme recognition (LibriSpeech 100-hour subset) and speaker identification (VoxCeleb1), following SUPERB [33] with frozen encoders and weighted-sum layer aggregation. Pre-training loss serves as a proxy for downstream performance in pruning experiments.

##### A. MelHuBERT

We adopt MelHuBERT-10ms and -20ms [26], pre-trained in two stages with masked prediction [4], [34]. Stage 1 uses k-means (512 clusters) on log Mel features to train a 12-layer Transformer for frame-wise prediction (10ms) or every-other-frame prediction (20ms). Stage 2 applies k-means on the 9th-layer features from Stage 1, with frame-wise prediction in both variants.

Masking follows [26]: 7% (10 frames) for 10ms and 14% (5 frames) for 20ms. Stage 1 is trained for 200 epochs (both variants); Stage 2 is trained for 200 epochs (10ms) and 100 epochs (20ms), using 8 V100 GPUs, Adam optimizer ( $\text{lr}=10^{-4}$ ), batch size 32, and 10% dropout after key/value/query matrices and FC layers.

##### B. Weight Pruning

For weight pruning, we iteratively prune individual weights based on their  $\ell_1$  for all weights and biases in linear layers of Transformers. We keep track of the exponential moving average of the loss with a decay of 0.9998, and if the loss does not change much (within 0.001) compared to the one 15,000 steps before, pruning is triggered. We use a pruning schedule that is aggressive when the network is dense, and mild when the network is sparse. In particular, we prune 20% until 80% density, 10% until 50% density, 5% until 35% density, 2.5% until 30% density, 1% until 10% density, and 0.5% until 5% density. We use a batch size of 4 and a learning rate of  $10^{-5}$ . The pruning schedule follows [29], [35] with minor modifications.

##### C. Head Pruning

For head pruning, we use 25% of the training data to compute the scores of each head. Similarly, since the  $\ell_1$  norm varies across layers, as opposed to pruning a fixed number from each layer, we normalize the scores of heads within each layer and prune the heads by comparing them all together. As for all iterative pruning approaches, we train the model for a fixed 25,000 steps after pruning, with learning rate  $10^{-5}$  and a batch size of 4.

##### D. Low-Rank Approximation

For low-rank approximation, recall that we target the 3072-dimensional output of the FC1 layer. Reducing the dimension amounts to pruning the rows of FC1 and the columns of FC2 based on the sum of their  $\ell_1$  norm. The input and output dimensions (in our case 768) are seldom larger than the dimension in the middle (in this case 3072). We prune 128 dimensions every 25,000 steps, and use a learning rate of  $10^{-5}$  and a batch size of 4 to train the model after every pruning step.

##### E. Knowledge Distillation

For knowledge distillation, we explore a 2-layer and a 6-layer student network. Following prior works [10], [11], we study several design decisions, including changing the masking strategy, initializing with MelHuBERT layers, and the temperature when training with KL divergence. Based on our study, neither applying masking on the input nor initializing with MelHuBERT layers leads to improvement. Hence, we simply minimize KL divergence as our distillation loss without masking and initializing.

#### V. RESULTS

Given the design of individual compression approaches, in this section, we present a comprehensive comparison across approaches. Since each individual approach comes with its own strengths and weaknesses, it is likely difficult to conclude definitively which approach is the best under all conditions. Instead, we evaluate them with several metrics to showcase their strengths and weaknesses.

##### A. Downstream performance

We first study downstream performance, specifically phone recognition and speaker identification, along the pruning process, i.e., at different densities. It is noted that density is measured relative to the total amount that can be pruned. For example, in head pruning, density is the number of attention heads left over the total number of heads in the unpruned Transformer. We are interested in to what extent downstream performance is maintained while we prune models with the pre-training loss. The results of the iterative pruning family are presented in Figure 1, while those of knowledge distillation are shown in Figure 2.

With weight pruning, we can prune the model to at least 40% density while maintaining phone recognition performance

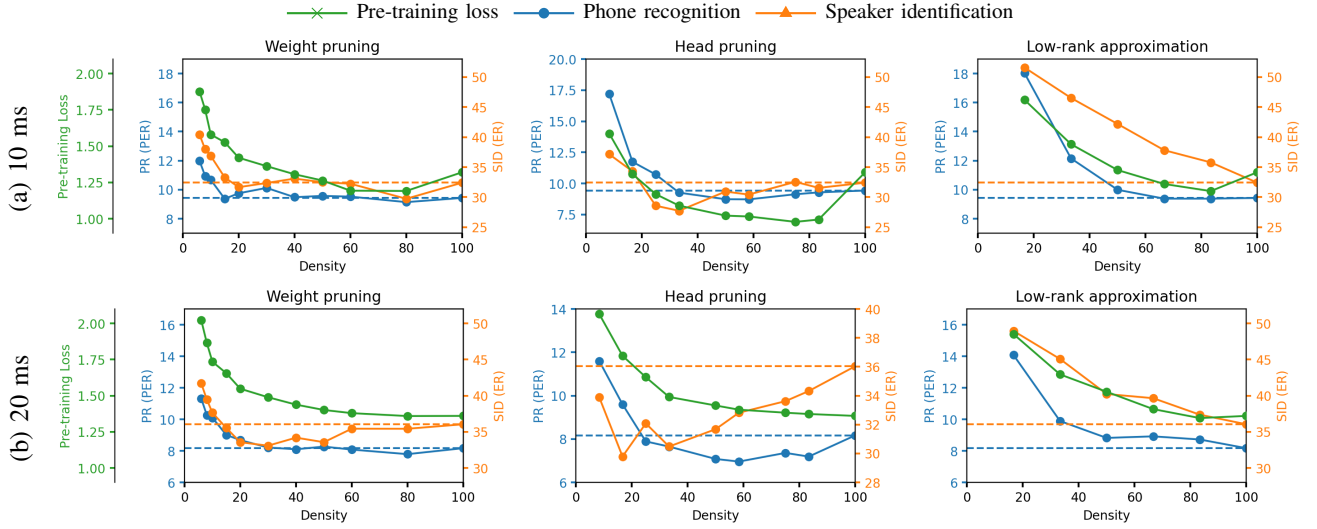


Fig. 1. The downstream performance of compressed MelHuBERT-10ms and MelHuBERT-20ms on PR and SID for weight pruning, head pruning, and low-rank approximation. The dashed lines show the performance of the unpruned MelHuBERT. The densities are relative to each pruning technique. For weight pruning, the density is relative to the remaining weights. For head pruning, the density is relative to the total number of heads. For low-rank approximation, the density is relative to the hidden dimensions of the feedforward layers.

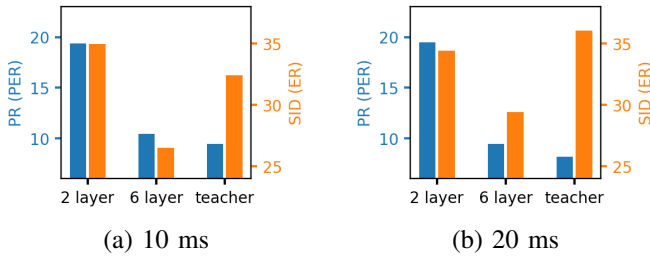


Fig. 2. The downstream performance of 2-layer and 6-layer Transformers distilling from MelHuBERT-10ms and MelHuBERT-20ms.

under both 10ms and 20ms frame rates. Similarly, we can prune the model to 20% density while maintaining speaker identification performance under both frame rates. As we have shown in the last section, as pruning proceeds, there is a period where the pre-training loss and the downstream performance both improve over the unpruned model.

With head pruning, we can prune the model to at least 33% density while maintaining the phone recognition and speaker identification performance under both 10ms and 20ms frame rates. Similar to weight pruning, as pruning proceeds, there is a period where the downstream performance is better than the unpruned model.

For low-rank approximation however, the results are different from weight pruning and head pruning—downstream performance starts to degrade, as soon as pruning starts. For phone recognition, we can prune the rows and columns in the feed-forward layers to at least 50% density while keeping the degradation within 0.5% PER. However, the impact of low-rank approximation on speaker identification is much stronger than on phone recognition. We only focus on pruning with  $\ell_1$  norm, so there might exist better pruning approaches for the

feed-forward layers. Regardless, this suggests that the feed-forward layers in Transformers are particularly important for speaker identification.

For knowledge distillation, we find that both the 2-layer and 6-layer students are able to retain the performance of teachers on speaker identification, with the 6-layer ones performing even better than the teachers. Neither student is able to match the teachers’ performance on phone recognition, with the 2-layer one lagging significantly behind. The worse performance seems to suggest that knowledge distillation might not be an effective compression approach. However, as we will see in later sections, once we put all the results in context, knowledge distillation actually performs favorably compared to others.

### B. MACs, parameters, and runtime

While Figure 1 and Figure 2 show how well each approach maintains performance after compression, they do not show the benefit of compression. Density is a relative measure, making it difficult to compare across approaches. To evaluate the benefit of compression across approaches, we decide to use three metrics, the number of multiply-accumulation operations (MACs) per one second speech, the number of parameters, and the runtime measured on a single GPU. The three metrics are related. Reduction in MACs represents the theoretical speed-up of inference when parallel computation is not available. In the presence of a GPU, the reduction in MACs does not always translate to faster runtime, as it depends on the structure of the pruned networks. Reduction in model parameters usually leads to a reduction in MACs and can improve generalization. As we have seen in weight pruning and head pruning (Figure 1), there is a period along the pruning process where the pre-training loss and downstream performance both improve. Results of all approaches evaluated on the three metrics are shown in

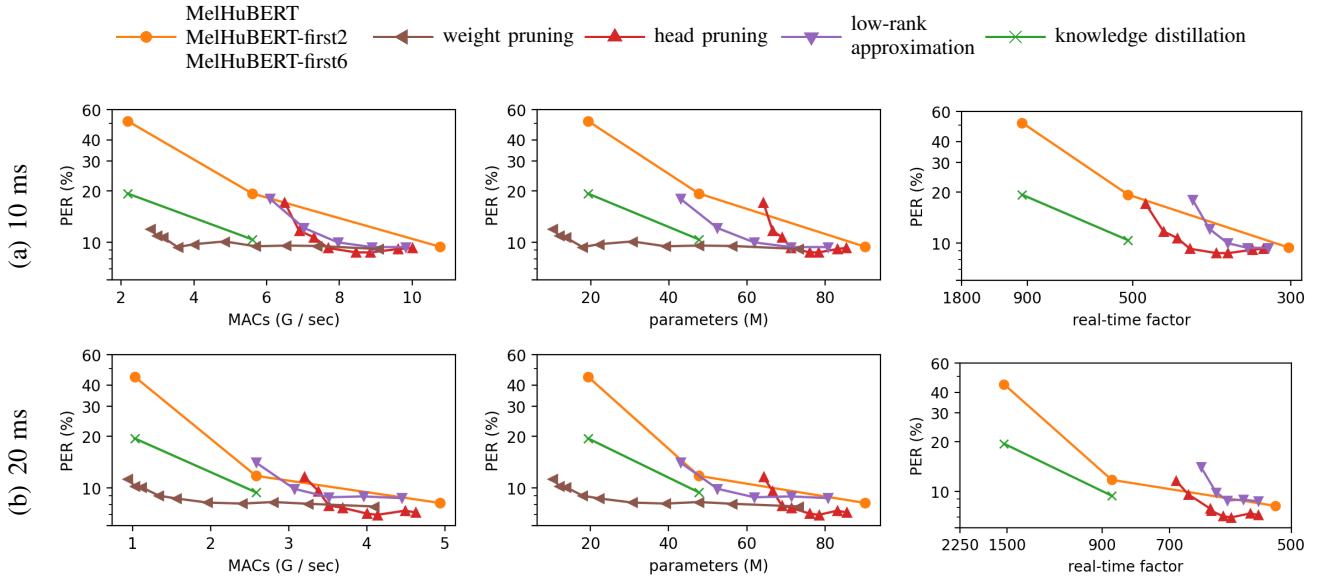


Fig. 3. A comparison of four compression methods, namely weight pruning, head pruning, low-rank approximation, and knowledge distillation, when applied to MelHuBERT-10ms (top row) and MelHuBERT-20ms (bottom row). We also compare with stopping the forward process at the second (MelHuBERT-first2) and the sixth (MelHuBERT-first6) layer of MelHuBERT. The metrics include MACs per one second speech (first column), numbers of parameters (second column), and real-time factor (third column).

Figure 3. We only focus on phone recognition, but it shows a similar trend for speaker identification.

First, we find that weight pruning has a significant effect on reducing MACs per one second speech and the number of parameters, without affecting phone recognition much. However, the resulting networks are sparse, and it is difficult to parallelize computation unless dedicated hardware is designed for the pruned network. As a result, we do not measure runtime on the GPU for weight pruning. For serial computation, weight pruning is the best choice among all approaches.

In Transformers, the pairs of feed-forward layers constitute a significant number of parameters, so the reduction in the number of parameters achieved through head pruning is relatively limited compared to the other three approaches. However, head pruning provides a significant runtime speed-up on GPU, due to the expensive computation involved in self-attention. The improvement is particularly pronounced in the 10 ms case, as the input in the 10 ms case is twice as long as the 20 ms one.

Because the parameters are concentrated in the pairs of feed-forward layers, low-rank approximation provides a favorable reduction in the number of parameters. However, the feed-forward layers are significantly faster to compute on a GPU than self-attention. Even though low-rank approximation might achieve a lower MACs per one second speech compared to head pruning, the reduction in runtime is limited.

Knowledge distillation (with a 2-layer and a 6-layer student) achieves a significant reduction on all three metrics. In fact, knowledge distillation provides the best tradeoff among all approaches. We attribute this to the number of GPU kernel calls. Each GPU kernel call has a significant overhead, and computing with fewer layers not only reduces MACs per one

second speech, but also saves the overhead. For example, a model pruned with low-rank approximation can have a similar MACs per one second speech compared to a 6-layer student, but the runtime of the pruned model is significantly slower than the 6-layer student.

Finally, inspired by the results of knowledge distillation, we provide a baseline that only takes the first two layers and the first six layers of the pre-trained Transformers. This amounts to stopping the forward process at the second and the sixth layer. This approach involves no additional training and is arguably the simplest baseline. Combined with other approaches in Figure 3, we now have a better picture of what the worst and the best are able to achieve.

### C. Contextualizing prior work

In addition to the four classic compression methods adopted in this study, several more advanced techniques have been proposed for compressing self-supervised Transformers. However, most of these methods emphasize maintaining performance across a wide range of tasks rather than focusing on the tradeoffs discussed in the previous section. To address this gap, we selected five HuBERT-based compression methods for comparison: DistilHuBERT [8], FitHuBERT [9], LightHuBERT [10], ARMHuBERT [11], and STaRHuBERT [12]. Our findings allow us not only to identify their respective strengths and weaknesses but also to explain the reasons behind them.

Figure 4 illustrates the performance of these five methods compared to the classic compression approaches we study, evaluated on phone recognition. Among them, LightHuBERT achieves the lowest phone error rate (PER). This is largely because LightHuBERT undergoes an initial round of self-distillation before compression, resulting in a strong baseline.

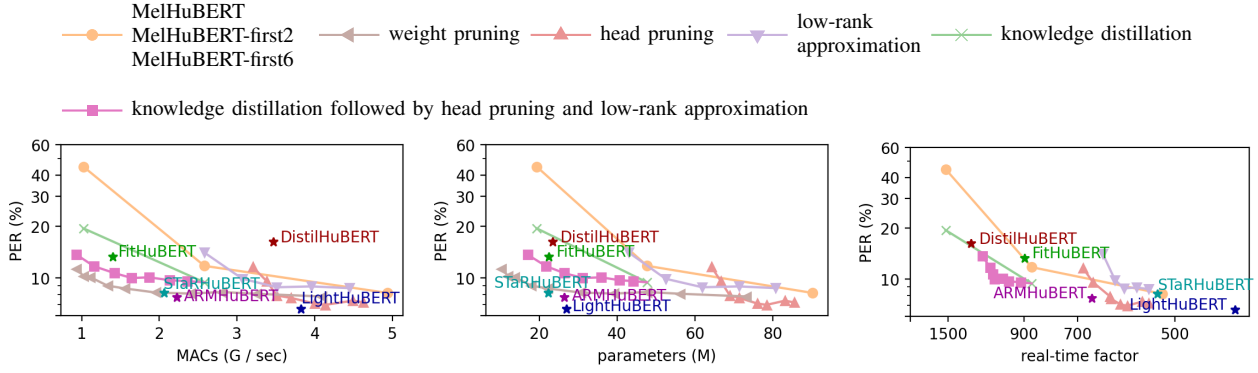


Fig. 4. Comparing DistilHuBERT, FitHuBERT, and LightHuBERT to compressing MelHuBERT-20m in terms of MACs per one second speech, numbers of parameters, and real-time factors on phone recognition.

Despite this performance, both DistilHuBERT and LightHuBERT consume significantly more MACs per second of speech due to retaining the convolutional layers from the original HuBERT model. Specifically, in LightHuBERT, convolutional layers account for approximately 64% of MACs while contributing only 4.4% of the model’s total parameters. In contrast, the convolutional layers of FitHuBERT, ARMHuBERT, and STaRHuBERT are optimized, leading to significantly lower MACs per second.

While these five methods have a similar number of parameters, their phone recognition performance varies significantly. The difference is primarily attributed to model depth—DistilHuBERT has only two layers, whereas FitHuBERT, LightHuBERT, ARMHuBERT, and STaRHuBERT have twelve. This result indicates that for phone recognition, the depth of Transformers is more critical than the number of heads or the size of the feed-forward layers.

However, in terms of actual runtime, LightHuBERT is the slowest, while FitHuBERT offers no significant improvement over simply using the first six layers of MelHuBERT. As discussed in the previous section, increasing the number of layers results in more GPU kernel calls, where the overhead of these calls can become a bottleneck, especially when each call is relatively lightweight. Consequently, DistilHuBERT achieves a notable runtime reduction by limiting the model to two layers.

ARMHuBERT demonstrates a clear runtime advantage over STaRHuBERT, despite their similar MACs and parameter counts. This advantage arises from ARMHuBERT’s ability to reuse attention maps for every two layers, significantly reducing the computation cost of self-attention—a result that aligns with our analysis in the previous section.

In summary, our analysis contextualizes the performance of DistilHuBERT, FitHuBERT, LightHuBERT, ARMHuBERT, and STaRHuBERT, providing insights into their respective strengths and weaknesses.

#### D. Combining compression techniques

Given our findings, we can combine compression techniques to make use of the strengths of each technique. We first use knowledge distillation to learn a 6-layer student from a 12-layer MelHuBERT-20ms. Six layers strike the right balance between reducing the overhead of GPU kernel calls and downstream performance. We then perform two iterations of head pruning, reducing the number of heads from 72 to 36. We further perform five iterations of low-rank approximation, reducing the dimension from 3072 to 512.

Both head pruning and low-rank approximation are effective at reducing MACs per one second speech, numbers of parameters, and real-time factors. All hyperparameters remain the same as introduced in early sections.

The results of combining compression techniques are shown in Figure 4. The combined approach is strictly better than knowledge distillation alone, and is close to weight pruning on MACs per one second speech and numbers of parameters. In addition, the resulting models are also strictly better than DistilHuBERT and FitHuBERT. Compared to dedicated approaches, simple combination of compression techniques is able to produce strong results.

## VI. CONCLUSION

Based on the weight pruning results, we can conclude that there exist small but strong self-supervised models that can produce representations that generalize across tasks. Weight pruning, even the vanilla version used in this work, is in fact able to find models much smaller than the recent approaches. However, smaller models do not necessarily run faster. Even though runtime is correlated with MACs, the characteristics of the hardware (such as the amount of parallelization) play a much more important role. In other words, if the goal is to improve runtime, reducing the number of GPU kernel calls is much more effective than reducing the size of the kernel calls. We hope that this study encourages future work to consider multiple dimensions when designing and evaluating compression strategies.



## REFERENCES

- [1] S. Schneider, A. Baevski, R. Collobert, and M. Auli, “wav2vec: Unsupervised pre-training for speech recognition,” *arXiv preprint arXiv:1904.05862*, 2019.
- [2] Y.-A. Chung, W.-N. Hsu, H. Tang, and J. Glass, “An Unsupervised Autoregressive Model for Speech Representation Learning,” in *Interspeech 2019*, 2019, pp. 146–150.
- [3] A. Baevski, Y. Zhou, A. Mohamed, and M. Auli, “wav2vec 2.0: A Framework for Self-Supervised Learning of Speech Representations,” in *Advances in Neural Information Processing Systems*, vol. 33, 2020, pp. 12 449–12 460.
- [4] W.-N. Hsu, B. Bolte, Y.-H. H. Tsai, K. Lakhota, R. Salakhutdinov, and A. Mohamed, “HuBERT: Self-Supervised Speech Representation Learning by Masked Prediction of Hidden Units,” *IEEE/ACM Transactions on Audio, Speech, and Language Processing*, vol. 29, pp. 3451–3460, 2021.
- [5] S. Han, H. Mao, and W. J. Dally, “Deep Compression: Compressing Deep Neural Networks with Pruning, Trained Quantization and Huffman Coding,” in *International Conference on Learning Representations*, 2016.
- [6] D. Emily, Z. Wojciech, B. Joan, n. L. Yan, and F. Rob, “Exploiting Linear Structure Within Convolutional Networks for Efficient Evaluation,” in *Advances in Neural Information Processing Systems*, 2014.
- [7] G. Hinton, O. Vinyals, J. Dean *et al.*, “Distilling the knowledge in a neural network,” *arXiv preprint arXiv:1503.02531*, 2015.
- [8] H.-J. Chang, S.-w. Yang, and H.-y. Lee, “Distilhubert: Speech Representation Learning by Layer-Wise Distillation of Hidden-Unit Bert,” in *ICASSP 2022 - 2022 IEEE International Conference on Acoustics, Speech and Signal Processing (ICASSP)*, 2022, pp. 7087–7091.
- [9] Y. Lee, K. Jang, J. Goo, Y. Jung, and H. R. Kim, “FitHuBERT: Going Thinner and Deeper for Knowledge Distillation of Speech Self-Supervised Models,” in *Interspeech 2022*, 2022, pp. 3588–3592.
- [10] R. Wang, Q. Bai, J. Ao, L. Zhou, Z. Xiong, Z. Wei, Y. Zhang, T. Ko, and H. Li, “LightHuBERT: Lightweight and Configurable Speech Representation Learning with Once-for-All Hidden-Unit BERT,” in *Interspeech 2022*, 2022, pp. 1686–1690.
- [11] K. Jang, S. Kim, S.-Y. Yun, and H. Kim, “Recycle-and-distill: Universal compression strategy for transformer-based speech SSL models with attention map reusing and masking distillation,” in *Interspeech 2023*, 2023, pp. 316–320.
- [12] K. Jang, S. Kim, and H. Kim, “STaR: Distilling Speech Temporal Relation for Lightweight Speech Self-Supervised Learning Models,” in *ICASSP 2024 - 2024 IEEE International Conference on Acoustics, Speech and Signal Processing (ICASSP)*, 2024, pp. 10 721–10 725.
- [13] V. Sanh, L. Debut, J. Chaumond, and T. Wolf, “DistilBERT, a distilled version of BERT: smaller, faster, cheaper and lighter,” *arXiv preprint arXiv:1910.01108*, 2019.
- [14] M. A. Gordon, K. Duh, and N. Andrews, “Compressing BERT: Studying the Effects of Weight Pruning on Transfer Learning,” in *Proceedings of the 5th Workshop on Representation Learning for NLP*, 2020, pp. 143–155.
- [15] P. Michel, O. Levy, and G. Neubig, “Are Sixteen Heads Really Better than One?” in *Advances in Neural Information Processing Systems*, vol. 32, 2019.
- [16] A. Fan, E. Grave, and A. Joulin, “Reducing Transformer Depth on Demand with Structured Dropout,” in *International Conference on Learning Representations*, 2020.
- [17] W. Liu, P. Zhou, Z. Zhao, Z. Wang, H. Deng, and Q. Ju, “FastBERT: a Self-distilling BERT with Adaptive Inference Time,” in *Proceedings of the 58th Annual Meeting of the Association for Computational Linguistics (ACL)*, 2020, pp. 6035–6044.
- [18] C.-I. J. Lai, Y. Zhang, A. H. Liu, S. Chang, Y.-L. Liao, Y.-S. Chuang, K. Qian, S. Khurana, D. Cox, and J. Glass, “PARP: Prune, Adjust and Re-Prune for Self-Supervised Speech Recognition,” in *Advances in Neural Information Processing Systems*, vol. 34, 2021, pp. 21 256–21 272.
- [19] Z. Peng, A. Budhkar, I. Tuil, J. Levy, P. Sobhani, R. Cohen, and J. Nassour, “Shrinking bigfoot: Reducing wav2vec 2.0 footprint,” in *Workshop on Simple and Efficient Natural Language Processing*, 2021.
- [20] Y. Fu, Y. Kang, S. Cao, and L. Ma, “DistillW2V2: A Small and Streaming wav2vec 2.0 Based ASR Model,” *arXiv preprint arXiv:2303.09278*, 2023.
- [21] Y. Peng, K. Kim, F. Wu, P. Sridhar, and S. Watanabe, “Structured Pruning of Self-Supervised Pre-Trained Models for Speech Recognition and Understanding,” in *ICASSP 2023 - 2023 IEEE International Conference on Acoustics, Speech and Signal Processing (ICASSP)*, 2023, pp. 1–5.
- [22] H. Wang, S. Wang, W.-Q. Zhang, H. Suo, and Y. Wan, “Task-Agnostic Structured Pruning of Speech Representation Models,” in *Interspeech 2023*, 2023, pp. 231–235.
- [23] T.-Q. Lin, G.-T. Lin, H.-y. Lee, and H. Tang, “Property Neurons in Self-Supervised Speech Transformers,” in *2024 IEEE Spoken Language Technology Workshop (SLT)*, 2024, pp. 401–408.
- [24] T.-Q. Lin, H.-C. Cheng, H.-y. Lee, and H. Tang, “Identifying Speaker Information in Feed-Forward Layers of Self-Supervised Speech Transformers,” *arXiv preprint arXiv:2506.21712*, 2025.
- [25] T.-Q. Lin, H.-y. Lee, and H. Tang, “DAISY: Data Adaptive Self-Supervised Early Exit for Speech Representation Models,” in *Interspeech 2024*, 2024, pp. 4513–4517.
- [26] T.-Q. Lin, H.-Y. Lee, and H. Tang, “Melhubert: A simplified hubert on mel spectrograms,” in *2023 IEEE Automatic Speech Recognition and Understanding Workshop (ASRU)*, 2023, pp. 1–8.
- [27] Y. LeCun, J. Denker, and S. Solla, “Optimal Brain Damage,” in *Advances in Neural Information Processing Systems*, vol. 2, 1989.
- [28] S. Han, J. Pool, J. Tran, and W. Dally, “Learning both Weights and Connections for Efficient Neural Network,” in *Advances in Neural Information Processing Systems*, C. Cortes, N. Lawrence, D. Lee, M. Sugiyama, and R. Garnett, Eds., vol. 28, 2015.
- [29] J. Frankle and M. Carbin, “The Lottery Ticket Hypothesis: Finding Sparse, Trainable Neural Networks,” in *International Conference on Learning Representations*, 2019.
- [30] E. Voita, D. Talbot, F. Moiseev, R. Sennrich, and I. Titov, “Analyzing multi-head self-attention: Specialized heads do the heavy lifting, the rest can be pruned,” in *Proceedings of the 57th Annual Meeting of the Association for Computational Linguistics*, 2019, pp. 5797–5808.
- [31] T. N. Sainath, B. Kingsbury, V. Sindhwani, E. Arisoy, and B. Ramabhadran, “Low-rank matrix factorization for Deep Neural Network training with high-dimensional output targets,” in *2013 IEEE International Conference on Acoustics, Speech and Signal Processing*, 2013, pp. 6655–6659.
- [32] L. J. Ba and R. Caruana, “Do Deep Nets Really Need to be Deep?” in *Advances in Neural Information Processing Systems*, vol. 27, 2014.
- [33] S.-w. Yang, P.-H. Chi, Y.-S. Chuang, C.-I. J. Lai, K. Lakhota, Y. Y. Lin, A. T. Liu, J. Shi, X. Chang, G.-T. Lin, T.-H. Huang, W.-C. Tseng, K.-t. Lee, D.-R. Liu, Z. Huang, S. Dong, S.-W. Li, S. Watanabe, A. Mohamed, and H.-y. Lee, “SUPERB: Speech Processing Universal PERFORMANCE Benchmark,” in *Interspeech 2021*, 2021, pp. 1194–1198.
- [34] S. Chen, C. Wang, Z. Chen, Y. Wu, S. Liu, Z. Chen, J. Li, N. Kanda, T. Yoshioka, X. Xiao, J. Wu, L. Zhou, S. Ren, Y. Qian, Y. Qian, J. Wu, M. Zeng, X. Yu, and F. Wei, “WavLM: Large-Scale Self-Supervised Pre-Training for Full Stack Speech Processing,” *IEEE Journal of Selected Topics in Signal Processing*, vol. 16, no. 6, pp. 1505–1518, 2022.
- [35] T. Chen, J. Frankle, S. Chang, S. Liu, Y. Zhang, M. Carbin, and Z. Wang, “The lottery tickets hypothesis for supervised and self-supervised pre-training in computer vision models,” in *Proceedings of the IEEE/CVF Conference on Computer Vision and Pattern Recognition (CVPR)*, 2021, pp. 16 306–16 316.