

# MELHUBERT: A SIMPLIFIED HUBERT ON MEL SPECTROGRAMS

Tzu-Quan Lin<sup>1</sup>, Hung-yi Lee<sup>1</sup>, Hao Tang<sup>2</sup>

<sup>1</sup>National Taiwan University, Taiwan

<sup>2</sup>University of Edinburgh, United Kingdom

## ABSTRACT

Self-supervised models have had great success in learning speech representations that can generalize to various downstream tasks. However, most self-supervised models require a large amount of compute and multiple GPUs to train, significantly hampering the development of self-supervised learning. In an attempt to reduce the computation of training, we revisit the training of HuBERT, a highly successful self-supervised model. We improve and simplify several key components, including the loss function, input representation, and training in multiple stages. Our model, MelHuBERT, is able to achieve favorable performance on phone recognition, speaker identification, and automatic speech recognition against HuBERT, while saving 31.2% of the pre-training time, or equivalently 33.5% MACs per one second speech. The code and pre-trained models are available in <https://github.com/nervjack2/MelHuBERT>.

**Index Terms**— Self-Supervised Learning, Speech Representations, Automatic Speech Recognition, Speaker Recognition

## 1. INTRODUCTION

Self-supervised models have shown to be able to generalize across various downstream tasks, either as feature extractors or through fine-tuning [1, 2, 3, 4, 5, 6, 7]. To make use of large quantities of unlabeled data, self-supervised models are often large in terms of both the number of parameters and the amount of compute needed during inference [8]. One could argue that the amortized cost of training large models on large data sets is low, because the resulting models can be reused many times and across many downstream tasks. However, the ever increasing cost to train large self-supervised models on large data sets hinders the development of better training recipes. In fact, few can afford the cost to train their own self-supervised models from random initialization. In this work, we tackle this problem by studying and simplifying a training recipe of self-supervised models.

Our model of choice is HuBERT [5], a self-supervised model that performs well but also has a simpler training recipe than others. The training of HuBERT consists of stages. Each stage performs so-called masked prediction, a frame-wise

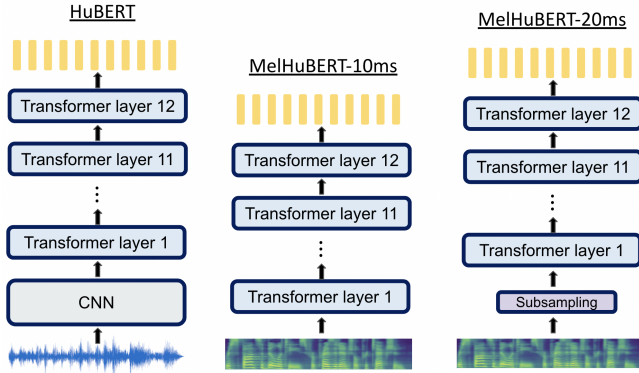
prediction task with the input partially masked [3, 5, 6]. The stages differ in the targets used for pre-training. The targets of the first stage are cluster assignments of MFCCs frames (with  $k$ -means), while the targets of subsequent stages are cluster assignments of HuBERT hidden layers. Despite having a simple training recipe, some design decisions in HuBERT are derived from wav2vec 2.0 without much justification. It is also generally unclear how the design decisions impact the performance on downstream tasks. In this work, we identify and study several key components, such as the loss function, the number of target clusters, the impact of multiple states, the input frame rate, and the architectural choices.

A simple analysis shows that the first seven convolution layers in HuBERT constitute 33% of multiply-accumulation operations (MACs) of the entire forward computation (including the 12-layer Transformer). This result motivates us to replace convolution layers with commonly used speech features, such as Mel spectrograms. In fact, much prior work has been based on Mel spectrograms [1, 9, 10, 7, 11, 12]. Since replacing convolution layers with Mel spectrograms is a significant change to HuBERT, we term our model MelHuBERT.

A fundamental question is how the choice of input representation impacts the learned representations. For many linguistic and paralinguistic properties, e.g., for the use of automatic speech recognition (ASR) and speaker identification (SID), Mel spectrograms should be sufficient [13, 14]. In this work, we thoroughly compare speech representations learned by HuBERT and MelHuBERT on phonetic recognition, speaker identification, and automatic speech recognition. We will show that MelHuBERT performs favorably over HuBERT when pre-trained on the 360-hour subset of LibriSpeech, while saving 31.2% of the training time.

The fact that convolution layers can be replaced by Mel spectrograms does not imply that the two are equivalent in representation. We further conduct analyses with canonical correlation analysis (CCA) to show the degree of similarities between the convolution layers in HuBERT and Mel spectrograms. We are also able to identify the differences and strengths of the two.

We will begin with a review of HuBERT, discuss our changes to the original design, and present the experiments and analyses.



**Fig. 1.** An overview of HuBERT and MelHuBERT on model architecture.

## 2. OVERVIEW OF HUBERT

HuBERT takes waveform as input and has 7 convolution layers to process waveform into frames of 25 ms context and 20 ms shift. After the convolution layers, there is a 12-layer Transformer, predicting quantized MFCC frames. More formally, suppose we have an input utterance  $u$  represented as a sequence of wave samples, and  $y_1, \dots, y_T$  is a sequence of the corresponding 10-ms MFCC frames. We first quantize  $y_1, \dots, y_T$  to a sequence of indices  $c_1, \dots, c_T$ . Specifically,  $c_t = \operatorname{argmin}_{c=1, \dots, k} \|y_t - v_c\|_2$ , where  $v_c$  is the  $c$ -th centroid. We denote  $g$  and  $f$  as the convolution network and the Transformer, and denote the outputs of both as

$$x_1, \dots, x_{T/2} = g(u) \quad (1)$$

$$o_1, \dots, o_{T/2} = f(x_1, \dots, x_{T/2}) \quad (2)$$

The goal of HuBERT is to minimize

$$-\sum_{t=1}^{T/2} \log \frac{\exp(\cos(Wo_t, m_{c_{2t}})/\tau)}{\sum_{c=1}^k \exp(\cos(Wo_t, m_c)/\tau)}, \quad (3)$$

where  $m_c$  is the embedding of the  $c$ -th codeword in a learnable codebook  $m$ ,  $W$  is a trainable projection matrix, and  $\tau$  is a temperature hyperparameter.

## 3. PROPOSED MEASUREMENTS

Based on the overview of HuBERT, we can already see a few oddities, for example, the mismatch of frame rates between 10-ms MFCC frames and the output of convolutional network, and the ad-hoc loss function. Below we propose several modifications to simplify the training pipeline.

### 3.1. Mel spectrograms as input

Inherited from the original CPC [15], wav2vec 1.0 [2], wav2vec 2.0 [3], and HuBERT [5] all take wave samples as input. In this work, however, we decide to use

Mel spectrograms as input. Formally, we overload the sequence  $x_1, \dots, x_T$  to denote log Mel features at a 10-ms frame rate, and pass it directly to the Transformer. The targets are now quantized log Mel frames, or equivalently  $c_t = \operatorname{argmin}_{c=1, \dots, k} \|x_t - v_c\|_2$ , without depending on MFCC frames.

There are several reasons why Mel spectrograms are preferred. For speech tasks, such as automatic speech recognition and speaker recognition, the benefit of learning to process wave samples is marginal [13, 14]. In addition, training with Mel spectrograms can achieve state-of-the-art performance [8]. Finally, despite that wave samples are taken as input in HuBERT, MFCC frames are still used during training. More importantly, the convolution network for extracting acoustic frames actually consumes 33% of the total MACs of HuBERT. We expect that removing the convolution layers not only saves a significant amount compute, but also has marginal impact on the learned representation.

### 3.2. Cross entropy as the loss function

The loss in (3) for training HuBERT is also inherited from CPC [15], wav2vec 1.0 [2], and wav2vec 2.0 [3]. The difference, however, is that the loss in wav2vec 2.0 and the like is based on noise contrastive estimation [16], where negative samples are required to compute the denominator in the loss. HuBERT, on the other hand, does not rely on negative samples, as can be seen in (3). This motivates us to simplify the loss function into

$$-\sum_{t=1}^T \log \frac{\exp(w_{c_t}^\top o_t)}{\sum_{c=1}^k \exp(w_c^\top o_t)}, \quad (4)$$

where  $c_t = \operatorname{argmin}_{c=1, \dots, k} \|x_t - v_c\|_2$ , i.e., the quantization of log Mel features.

The simplified loss function is the familiar cross entropy for predicting the  $k$ -means centroids. In contrast to other generative losses (such as  $\ell_2$  on the log Mel features) used in APC [17], DeCoAR 2.0 [10], and MPC [9], this loss function is contrastive. However, this loss function of predicting the  $k$ -means of the input also has a variational interpretation of maximizing the likelihood [18], making the distinction between generative and contrastive less clear-cut.

### 3.3. Subsampling

If our model takes regular Mel spectrograms as input, the input and output frame rate would be 10 ms, as opposed to HuBERT's 20 ms. To ensure that they have the same frame rate, we choose to subsample Mel spectrograms, concatenating every two contiguous frame to double the frame rate. As shown in Figure 1, we use the term MelHuBERT-10ms to refer to the model with a frame rate of 10, and MelHuBERT-20ms to refer to the variant with a frame rate of 20. Due to the difference in input sequence length, MelHuBERT-10ms

runs much slower than its 20ms variant. As we will show in Section 4.1, MelHuBERT-20ms has smaller MACs than MelHuBERT-10ms. In addition, MelHuBERT-20ms performs competitively or even better than MelHuBERT-10ms on downstream tasks.

## 4. EXPERIMENTS

Following prior work [1, 19], we pre-train our models on subsets of LibriSpeech and evaluate downstream tasks on respective data sets.

For training MelHuBERT, we use a learning rate of  $10^{-4}$  and do not apply any learning rate scheduling during pre-training. Similar to HuBERT, dropout with the probability of 10% is applied after most matrix multiplications, such as after query, key, and value multiplication, and after FC1 and FC2. We do not use LayerDrop [20] and mixed precision training [21]. It takes around 150 hours to train MelHuBERT-20ms for 200 epochs on a single 24 GB 3090 GPU with an effective batch size of 32 (accumulated 4 times with a batch size of 8).

We train HuBERT using the training script in Fairseq [22]. We use an effective batch size to 32, train for 200 epochs, and disable mixed-precision training, to match the setting of MelHuBERT. Training is otherwise exactly the same as the official release.

We follow the protocol of SUPERB [23] and S3PRL<sup>1</sup>, computing a weighted sum of all hidden layers as the representation for downstream tasks. All self-supervised models are frozen, and the weights for each layer are learned for each task. We focus on phone recognition (PR), speaker identification (SID), and automatic speech recognition (ASR). Phone recognition and automatic speech recognition are conducted on the 100-hour subset of LibriSpeech, and phone error rate and word error rate are reported respectively. Speaker identification is conducted on Voxceleb1, and classification error rate is reported. We find that the default learning rates in SUPERB require tuning. For MelHuBERT, the learning rates for PR, SID and ASR are  $10^{-4}$ ,  $10^{-2}$ , and  $10^{-4}$ , respectively, and for HuBERT,  $10^{-3}$ ,  $10^{-1}$ , and  $10^{-4}$ .

### 4.1. Stage-1 initial results

We first present our initial experiments of training MelHuBERT by simply replacing the convolution layers with log Mel features and using cross entropy as the loss function. Detailed exploration will be discussed in the next section.

The input to MelHuBERT is 40-dimensional Mel spectrograms, normalized with global mean and variance. We quantize the same input Mel spectrograms as our targets, using  $k$ -means with 512 clusters. We concatenate every two contiguous frames to produce the input for MelHuBERT-20ms. The targets for training MelHuBERT-20ms are the cluster labels of the odd frames. The downstream performance and MACs are

**Table 1.** A comparison of MelHuBERT and HuBERT (pre-trained on the 360-hour subset of LibriSpeech) based on frame period (FP), MACs per one second speech, phone recognition (PR), and speaker identification (SID).

Model	FP (ms)	MACs (G/sec)	PR (PER)	SID (ER)	ASR (WER)
MelHuBERT-10ms	10	10.76	15.1	35.2	<b>11.6</b>
MelHuBERT-20ms	20	4.93	<b>13.0</b>	33.7	11.9
HuBERT	20	7.42	13.8	<b>29.7</b>	12.6

**Table 2.** Results of various design choices, including the number of  $k$ -means clusters, the number of Mel filters, and the number of targets during pre-training, and the loss functions, for training MelHuBERT-20ms (on 360-hour subset of LibriSpeech).

	Loss	cluster	Mel filters	targets	PR (PER)	SID (ER)	ASR (WER)
1.	Eq (3)	512	40	1	13.3	34.6	12.3
2.	CE	512	40	1	13.0	33.7	11.9
3.	CE	100	40	1	12.4	31.7	11.7
4.	CE	100	80	1	12.9	32.7	11.8
5.	CE	512	40	2	12.4	32.7	11.5
6.	CE	100	40	2	<b>12.3</b>	<b>30.5</b>	<b>11.3</b>

shown in Table 1. Similar to the findings in prior work [24], downsampling the input (by concatenation) does not suffer degradation on downstream tasks. Overall, MelHuBERT behaves similarly to HuBERT while saving 33.5% MACs per one second speed for MelHuBERT-20ms. The results aligns well with prior studies [25, 26, 27, 28, 29], showing that it is possible to prune convolution layers without much performance degradation. In favor of the faster runtime (in both training and inference), we will focus on MelHuBERT-20ms for the rest of the paper.

### 4.2. Stage-1 pre-training

The initial experiments MelHuBERT show promising results. In this section, we further study the individual choices of  $k$ -means clusters, the number of Mel bins, and the loss functions. Results are shown in the Table 2.

HuBERT’s loss function (3) is inherited from wav2vec [2] and wav2vec 2.0 [3]. We choose cross entropy for its simplicity, and compare the two in this section. Results are shown in the first two rows of Table 2. We see a slight improvement in PR, SID, and ASR when using the cross entropy.

The original study of HuBERT [5] experiments with 50, 100, and 500 clusters when quantizing MFCCs, and finds that using 100 clusters performs better than 500 clusters on ASR.

<sup>1</sup><https://github.com/s3prl/s3prl>

The number of clusters is also studied in [18] in the context of autoregressive predictive coding (APC) with LSTMs, and similar to the finding of [5], using 100 clusters performs better than 512 clusters on phone classification. On the contrary, 512 clusters works best in vector-quantized APC for phone classification [4]. The number of clusters has a different impact on speaker tasks, and is in general less explored [4]. We compare different numbers of clusters in training MelHuBERT. Results are shown in row 2 and 3 of Table 2. We find that using 100 clusters leads to better overall results, especially on speaker identification.

Next, we study the number of Mel filters used to extract Mel spectrograms. Various numbers of Mel bins have been used in prior work. For example, APC [1, 18] uses 40 filters; Mockingjay [30], DeCoAR 2.0 [10], and TERA [31] use 80 filters; while SSAST [32] uses 128 filters. We explore this option for MelHuBERT, and the results are shown in row 3 and 4 of Table 2. We find that using using more Mel filters does not lead to any improvement.

Instead of only using the cluster labels of the odd frames, we also explore predicting the cluster labels of both the odd and the even frames. Specifically, when the two frames at  $t$  and  $t+1$  are concatenated, we compare training MelHuBERT-20ms against only the cluster labels at  $t$  to the one against both  $t$  and  $t+1$ . We simply use two projection matrices when predicting two targets, a multitask approach. Results are shown in row 2 and 5 of Table 2, and we do find that using two targets is better than one.

Finally, combining all the previous findings, we use cross entropy as the loss function, 100 clusters as targets, 40 Mel filters, and predicting multiple both the odd and the even targets. The result of our final stage-1 model is presented in the last row of Table 2. The small adjustments lead to a sizeable improvement over our initial MelHuBERT. We will proceed with the best setting for the rest of the paper.

### 4.3. Stage-2 pre-training

After the first stage<sup>2</sup>, HuBERT includes multiple subsequent stages to train their models [5]. We limit ourselves to two stages. The second stage uses quantized hidden vectors as targets for training, and we need to decide which layer to quantize. In the original study, hidden vectors of each layer are clustered, and the phone purity and cluster purity are measured based on forced alignments. The layer with the highest purity is chosen for stage two, since it aligns most closely with the phone units. The effect of multi-stage training is reported in [5] with a focus on ASR. It is unclear how this decision might impact phone recognition and speaker identification. Following HuBERT, we first calculate the phone purity and

<sup>2</sup>In [5], HuBERT is trained in multiple *iterations*, where the current iteration is trained on targets produced by the model from the previous iteration. We decide to use the term *stages* instead of iterations, because the differences among multiple stages are quite significant.

**Table 3.** Results of stage-2 pre-training on PR, SID, and ASR. MelHuBERT-20ms (scratch) is trained from random initialization, while MelHuBERT-20ms (cont) continues pre-training from stage 1.

	stage	PR	SID	ASR
MelHuBERT-20ms	1	<b>12.3</b>	30.5	<b>11.9</b>
HuBERT	1	13.8	<b>29.7</b>	12.6
MelHuBERT-20ms (scratch)	2	8.6	<b>25.3</b>	<b>9.7</b>
MelHuBERT-20ms (cont)	2	8.7	31.7	9.8
HuBERT	2	<b>8.1</b>	26.6	10.2

cluster purity of hidden layers, based on force alignments obtained from the Montreal Forced Aligner [33].<sup>3</sup>

Similar to [5, 34], our phone purity and cluster purity result show that the phone information is most accessible in the middle layers, with the sixth layer being the best, consistent with [5]. For comparison, we have also conducted stage-2 pre-training for HuBERT. We train MelHuBERT-20ms and HuBERT on the quantized hidden vectors produced by their respective stage-1 models. For MelHuBERT, we also explore training the second stage from random initialization and continued pre-training. For HuBERT, we train the second stage from random initialization (based on the communication with the authors in [5]). Same as the first stage, we train MelHuBERT and HuBERT with a learning rate of  $10^{-4}$  and an effective batch size of 32 for 200 epochs.

Results comparing stage one and two are shown in Table 3. Both continued pre-training and training from random initialization in stage two yield a significant improvement in PR and ASR. However, training from scratch performs much better at speaker identification. Overall, MelHuBERT and HuBERT behave similarly, with MelHuBERT having a slight edge over HuBERT on ASR and SID. We will provide more in-depth analyses on the differences between stage one and two in the next section.

## 5. ANALYSIS

Given that MelHuBERT and HuBERT perform similarly on downstream tasks, there are several questions remained open. Since MelHuBERT and HuBERT are self-supervised models for learning speech representations, the first and the most important question is whether the two learn different representations. If the two do learn different representations, the question becomes whether we can characterize the differences. Finally, if we can characterize the differences, what their strengths and weaknesses are is also worth studying. In this section, we conduct a set of experiments to answer these questions.

<sup>3</sup>In our opinion, the pipeline seems to be unsupervised if it relies on forced alignments. We include the results and analyses for completeness.

### 5.1. Layer-wise similarity to phones

Since we replace seven convolution layers with Mel spectrograms, the immediate question is how it impacts the representation learned. We will focus on the phonetic information, as it is important for phone recognition and ASR. The analysis comparing the first and the second stage of pre-training is also generally lacking in prior work. To answer both questions, we study how HuBERT differs from MelHuBERT with layer-wise analysis proposed by [34, 35] and compute the CCA similarity between one-hot vectors of phones and mean-pooled phone-level representations.

The analysis of phonetic information across layers is shown in the top plot of Figure 2. HuBERT and MelHuBERT behave similarly, and there is no significant difference from the first Transformer layer to the ninth. Compared to HuBERT, MelHuBERT has a more significant drop in phone similarity before the first and after the tenth Transformer layer. This can be attributed to the autoencoding behavior, and is consistent with the observation in [34].

Compared to stage 1, the phone similarity of stage 2 (for both HuBERT and MelHuBERT) is higher after the eighth Transformer layer and stays high. This can be attributed to the targets for stage 2 training, because the targets are from the sixth layer of stage 1 and are phonetically more prominent.

### 5.2. Layer-wise similarity to Mel spectrograms

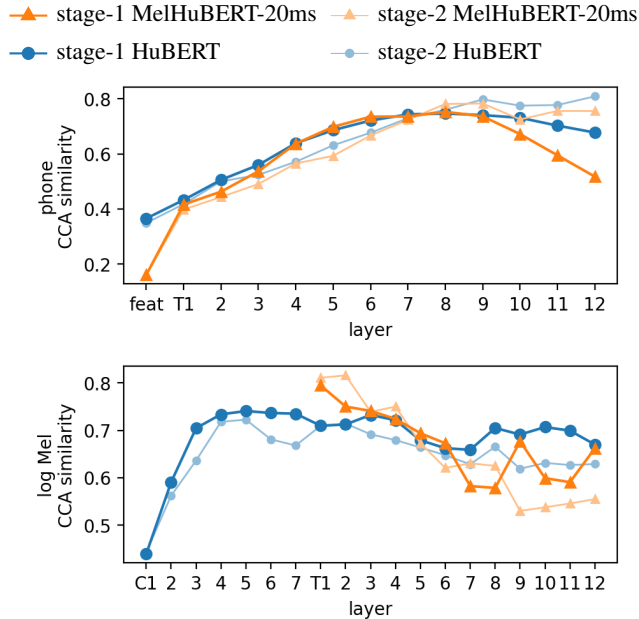
The fact that HuBERT and MelHuBERT has similar downstream performance does not necessarily imply that the convolution layers are computing features similar to Mel spectrograms. To study whether the two share anything in common, we compare similarity to Mel spectrograms for all layers in HuBERT and MelHuBERT.

The similarity to Mel spectrograms is shown in the bottom plot of Figure 2. Similar to the findings in [35], convolution layers in HuBERT have high similarity to Mel spectrograms. The similarity stays about the same throughout the Transformer layers in HuBERT, but in MelHuBERT, the similarity decreases until layer eleventh and increases again in the twelfth layer. This is again consistent with the autocoding behavior of pre-training.

Compared to stage 1, similarity to Mel spectrograms is lower in stage 2. The decrease in similarity is more significant for MelHuBERT, especially in higher layers. We again attribute this to the targets (for stage-2 pre-training) being more phonetically prominent.

### 5.3. Strengths of HuBERT’s convolution layers

Based on the layer-wise analysis, convolution layers have a high similarity to Mel spectrograms. Since convolution layers are trained, we further study whether there is information more accessible for convolution layers than for Mel spectrograms. We probe phonetic information with ASR on both Mel



**Fig. 2.** *Top:* CCA similarity between different layers and phones. *Bottom:* CCA similarity between different layers and log Mel spectrograms. C1 indicates the first convolution layer, T1 indicates the first Transformer layer, and feat is the input to T1. The models are pre-trained on LibriSpeech 360-hour subset.

spectrograms and the convolution layers following SUPERB (with a two-layer LSTM and CTC [36]). In addition, we probe the fundamental frequency ( $F_0$ ), following SUPERB-prosody [37]. The reference pitch is computed with pYAAPT and we train linear regression models to predict the log of  $F_0$ .

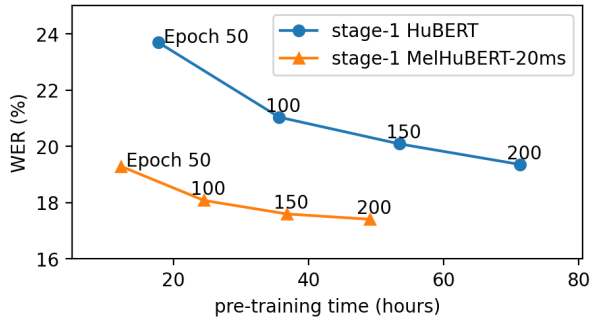
The results of probing are shown in Table 4. Mel spectrograms perform slightly better than convolution layers on ASR, while convolution layers are better at extracting  $F_0$ . Interestingly, despite HuBERT using the sixth layer as targets in stage-2 pre-training, the ability to track  $F_0$  improves over stage 1. Technically, it is possible to count the harmonics in Mel spectrograms to determine  $F_0$ , but  $F_0$  is less *linearly* accessible due to the nonlinear Mel scale.

**Table 4.** A comparison of Mel spectrograms and HuBERT’s convolution layers on ASR and  $F_0$  tracking. C7 denotes the seventh (and last) convolution layers in HuBERT.

Feature	ASR (WER)	log $F_0$ (MSE)
Mel spectrograms	<b>23.18</b>	0.089
stage-1 HuBERT-C7	24.97	0.024
stage-2 HuBERT-C7	24.02	<b>0.021</b>

**Table 5.** A comparison of MelHuBERT and HuBERT pre-trained on the 100-hour subset of LibriSpeech in terms of PR, SID, and ASR.

Model	PR (PER)	SID (ER)	ASR (WER)
MelHuBERT-20ms	<b>19.2</b>	<b>38.9</b>	<b>17.4</b>
HuBERT	32.0	43.7	19.4



**Fig. 3.** Pre-raining time required to epoch 50, 100, 150, and 200 on the 100-hour subset of LibriSpeech, and the respective downstream ASR performance.

#### 5.4. Strengths of using Mel spectrograms

Since MelHuBERT does not require to learn a feature extractor from wave samples, we suspect MelHuBERT would have a stronger edge over HuBERT when there is not that much data for pre-training. To study this, we pre-train HuBERT and MelHuBERT on the 100-hour subset of LibriSpeech (about a third of the pre-training data for the experiments before). The results are shown in Table 5. Indeed, MelHuBERT tops HuBERT in all PR, SID and ASR. We confirm that MelHuBERT has an advantage over HuBERT in low-resource settings, in terms both data and compute.

#### 5.5. The pre-training speed-up of MelHuBERT

To show the speed-up of MelHuBERT against HuBERT, we measure the training time to epoch 50, 100, 150, and 200 when pre-training on the 100-hour subset of LibriSpeech and the respective downstream ASR performance. The experiment is conducted on a single NVIDIA RTX 3090 without mixed precision training. The results are shown in Figure 3. MelHuBERT-20ms takes about 14.7 minutes per epoch, while HuBERT takes about 21.4 minutes. The result shows that our training recipe saves 31.2% of the pre-training time. MelHuBERT is not only faster to train but also enjoys a lower WER.

## 6. RELATED WORK

MPC proposed by [9] is the first to learn speech representations with 12-layer Transformers and masked prediction on

Mel spectrograms. Subsequent variants of MPC include DeCoAR 2.0 [10], Mockingjay [30], and Tera [31]. However, MelHuBERT outperforms all of them on the SUPERB benchmark, despite only pre-trained on a third of LibriSpeech.<sup>4</sup>

BEST-RQ [38] also learns speech representations on Mel spectrograms, but it makes other changes to HuBERT, trading the initial  $k$ -means clustering with clever initialization. BEST-RQ is only evaluated on ASR with fine-tuning, and does not explore stage-2 pre-training.

Our motivation is similar to [39], with the goal of reducing the barrier of self-supervised learning under limited computational resources. However, they focus on reproducing HuBERT without altering the model architecture and training objective, while we study the impact of model architecture and several key components in pre-training. MelHuBERT not only runs faster but also requires less memory consumption, amenable to training on a single consumer-grade GPU (RTX 3090), while they use 8 high-end GPUs (A100).

Reducing computational cost by replacing convolution layers in wav2vec 2.0 is explored in [28]. Similar to BEST-RQ, they only evaluate their models on ASR with fine-tuning, while we include an analyses on the similarities and differences of convolution layers and Mel spectrograms. Their models are based on wav2vec 2.0 and do not include stage-2 pre-training, while we study stage-2 pre-training with layer-wise analysis and downstream tasks.

The experiment of replacing the convolution layers of pretrained HuBERT with Mel spectrograms by a front-end adapter has been explored in [29]. Their model yields a comparable WER when compared to the original HuBERT. Again, they only evaluate their model on ASR and do not train their model from scratch. Additionally, we have a more in-depth analysis between these two kinds of features.

## 7. CONCLUSION

In this paper, we propose MelHuBERT, a simplified version of HuBERT on both model architecture and training recipe. MelHuBERT achieves favorable performance against HuBERT and is more efficient on both pre-training and inference, with 31.2% reduction on pre-training time and 33.5% reduction on MACs per one second speech. A comprehensive analysis is conducted between HuBERT and MelHuBERT, including the differences of the learned representations, the strengths of each model, and the pre-training efficiency. There are still many open questions in self-supervised learning, and the simplified training recipe could facilitate studies on the interaction between self-supervised learning and speech representations, beyond performance on downstream tasks.

<sup>4</sup>The downstream performance of DeCoAR 2.0, Mockingjay, and Tera can be found at <https://superbenchmark.org/leaderboard>.

## 8. REFERENCES

- [1] Yu-An Chung, Wei-Ning Hsu, Hao Tang, and James Glass, “An unsupervised autoregressive model for speech representation learning,” in *Interspeech*, 2019.
- [2] Steffen Schneider, Alexei Baevski, Ronan Collobert, and Michael Auli, “wav2vec: Unsupervised pre-training for speech recognition,” *arXiv preprint arXiv:1904.05862*, 2019.
- [3] Alexei Baevski, Yuhao Zhou, Abdelrahman Mohamed, and Michael Auli, “wav2vec 2.0: A framework for self-supervised learning of speech representations,” *NeurIPS*, 2020.
- [4] Yu-An Chung, Hao Tang, and James Glass, “Vector-quantized autoregressive predictive coding,” in *Interspeech*, 2020.
- [5] Wei-Ning Hsu, Benjamin Bolte, Yao-Hung Hubert Tsai, Kushal Lakhota, Ruslan Salakhutdinov, and Abdelrahman Mohamed, “HuBERT: Self-supervised speech representation learning by masked prediction of hidden units,” *IEEE/ACM Transactions on Audio, Speech and Language Processing*, 2021.
- [6] Sanyuan Chen, Chengyi Wang, Zhengyang Chen, Yu Wu, Shujie Liu, Zhuo Chen, Jinyu Li, Naoyuki Kanda, Takuya Yoshioka, Xiong Xiao, et al., “WavLM: Large-scale self-supervised pre-training for full stack speech processing,” *IEEE Journal of Selected Topics in Signal Processing*, 2022.
- [7] Po-Yao Huang, Hu Xu, Juncheng Li, Alexei Baevski, Michael Auli, Wojciech Galuba, Florian Metze, and Christoph Feichtenhofer, “Masked autoencoders that listen,” *NeurIPS*, 2022.
- [8] Yu Zhang, Daniel S Park, Wei Han, James Qin, Anmol Gulati, Joel Shor, Aren Jansen, Yuanzhong Xu, Yanping Huang, Shibo Wang, et al., “BigSSL: Exploring the frontier of large-scale semi-supervised learning for automatic speech recognition,” *IEEE Journal of Selected Topics in Signal Processing*, 2022.
- [9] Dongwei Jiang, Xiaoning Lei, Wubo Li, Ne Luo, Yuxuan Hu, Wei Zou, and Xiangang Li, “Improving transformer-based speech recognition using unsupervised pre-training,” *arXiv preprint arXiv:1910.09932*, 2019.
- [10] Shaoshi Ling and Yuzong Liu, “DeCoAR 2.0: Deep contextualized acoustic representations with vector quantization,” *arXiv preprint arXiv:2012.06659*, 2020.
- [11] Alan Baade, Puyuan Peng, and David Harwath, “MAE-AST: Masked autoencoding audio spectrogram transformer,” *arXiv preprint arXiv:2203.16691*, 2022.
- [12] Dading Chong, Helin Wang, Peilin Zhou, and Qingcheng Zeng, “Masked spectrogram prediction for self-supervised audio pre-training,” in *ICASSP*, 2023.
- [13] Tara Sainath, Ron J. Weiss, Kevin Wilson, Andrew W. Senior, and Oriol Vinyals, “Learning the speech front-end with raw waveform CLDNNs,” in *Interspeech*, 2015.
- [14] Mirco Ravanelli and Yoshua Bengio, “Speaker recognition from raw waveform with SincNet,” in *SLT*, 2018.
- [15] Aaron van den Oord, Yazhe Li, and Oriol Vinyals, “Representation learning with contrastive predictive coding,” *arXiv preprint arXiv:1807.03748*, 2018.
- [16] Michael Gutmann and Aapo Hyvärinen, “Noise-contrastive estimation: A new estimation principle for unnormalized statistical models,” in *AISTAT*, 2010.
- [17] Gene-Ping Yang, Sung-Lin Yeh, Yu-An Chung, James Glass, and Hao Tang, “Autoregressive predictive coding: A comprehensive study,” *IEEE Journal of Selected Topics in Signal Processing*, 2022.
- [18] Sung-Lin Yeh and Hao Tang, “Autoregressive Co-Training for Learning Discrete Speech Representations,” in *Interspeech*, 2022.
- [19] Alexei Baevski, Steffen Schneider, and Michael Auli, “vq-wav2vec: Self-supervised learning of discrete speech representations,” *arXiv preprint arXiv:1910.05453*, 2019.
- [20] Angela Fan, Edouard Grave, and Armand Joulin, “Reducing transformer depth on demand with structured dropout,” *arXiv preprint arXiv:1909.11556*, 2019.
- [21] Paulius Micikevicius, Sharan Narang, Jonah Alben, Gregory Diamos, Erich Elsen, David Garcia, Boris Ginsburg, Michael Houston, Oleksii Kuchaiev, Ganesh Venkatesh, et al., “Mixed precision training,” *ICLR*, 2018.
- [22] Myle Ott, Sergey Edunov, Alexei Baevski, Angela Fan, Sam Gross, Nathan Ng, David Grangier, and Michael Auli, “Fairseq: A fast, extensible toolkit for sequence modeling,” in *Proceedings of NAACL-HLT 2019: Demonstrations*, 2019.
- [23] Shu-wen Yang, Po-Han Chi, Yung-Sung Chuang, Cheng-I Jeff Lai, Kushal Lakhota, Yist Y. Lin, Andy T. Liu, Jiatong Shi, Xuankai Chang, Guan-Ting Lin, et al., “SUPERB: Speech Processing Universal PERFORMANCE Benchmark,” in *Interspeech*, 2021.

- [24] Yen Meng, Hsuan-Jui Chen, Jiatong Shi, Shinji Watanabe, Paola Garcia, Hung-yi Lee, and Hao Tang, "On compressing sequences for self-supervised speech models," in *SLT*, 2022.
- [25] Felix Wu, Kwangyoung Kim, Jing Pan, Kyu J Han, Kilian Q. Weinberger, and Yoav Artzi, "Performance-efficiency trade-offs in unsupervised pre-training for speech recognition," in *ICASSP*, 2022.
- [26] Yifan Peng, Kwangyoung Kim, Felix Wu, Prashant Sridhar, and Shinji Watanabe, "Structured pruning of self-supervised pre-trained models for speech recognition and understanding," in *ICASSP*, 2023.
- [27] Yifan Peng, Yui Sudo, Shakeel Muhammad, and Shinji Watanabe, "DPHuBERT: Joint distillation and pruning of self-supervised speech models," in *Interspeech*, 2023.
- [28] Titouan Parcollet, Shucong Zhang, Rogier van Dalen, Alberto Gil C. P. Ramos, and Sourav Bhattacharya, "On the (in)efficiency of acoustic feature extractors for self-supervised speech representation learning," in *Interspeech*, 2023.
- [29] Xie Chen, Ziyang Ma, Changli Tang, Yujin Wang, and Zhisheng Zheng, "Front-end adapter: Adapting front-end input of speech based self-supervised learning for speech recognition," in *ICASSP*, 2023.
- [30] Andy T. Liu, Shu-wen Yang, Po-Han Chi, Po-chun Hsu, and Hung-yi Lee, "Mockingjay: Unsupervised speech representation learning with deep bidirectional transformer encoders," in *ICASSP*, 2020.
- [31] Andy T. Liu, Shang-Wen Li, and Hung-yi Lee, "TERA: Self-supervised learning of transformer encoder representation for speech," *IEEE/ACM Transactions on Audio, Speech and Language Processing*, 2021.
- [32] Yuan Gong, Cheng-I Lai, Yu-An Chung, and James Glass, "SSAST: Self-supervised audio spectrogram transformer," *AAAI*, 2022.
- [33] Michael McAuliffe, Michaela Socolof, Sarah Mihuc, Michael Wagner, and Morgan Sonderegger, "Montreal Forced Aligner: Trainable Text-Speech Alignment Using Kaldi.," in *Interspeech*, 2017.
- [34] Ankita Pasad, Ju-Chieh Chou, and Karen Livescu, "Layer-wise analysis of a self-supervised speech representation model," in *ASRU*, 2021.
- [35] Ankita Pasad, Bowen Shi, and Karen Livescu, "Comparative layer-wise analysis of self-supervised speech models," in *ICASSP*, 2023.
- [36] Alex Graves, Santiago Fernández, Faustino Gomez, and Jürgen Schmidhuber, "Connectionist temporal classification: labelling unsegmented sequence data with recurrent neural networks," *ICML*, 2006.
- [37] Guan-Ting Lin, Chi-Luen Feng, Wei-Ping Huang, Yuan Tseng, Tzu-Han Lin, Chen-An Li, Hung-yi Lee, and Nigel G Ward, "On the utility of self-supervised models for prosody-related tasks," in *SLT*, 2023.
- [38] Chung-Cheng Chiu, James Qin, Yu Zhang, Jiahui Yu, and Yonghui Wu, "Self-supervised learning with random-projection quantizer for speech recognition," *ICML*, 2022.
- [39] William Chen, Xuankai Chang, Yifan Peng, Zhaoheng Ni, Soumi Maiti, and Shinji Watanabe, "Reducing Barriers to Self-Supervised Learning: HuBERT Pre-training with Academic Compute," in *Interspeech*, 2023.