

InstructPix2Pix: Learning to Follow Image Editing Instructions

Tim Brooks* Aleksander Holynski* Alexei A. Efros

University of California, Berkeley



Figure 1. Given **an image** and **an instruction** for how to edit that image, our model performs the appropriate edit. Our model does not require full descriptions for the input or output image, and edits images in the forward pass without per-example inversion or fine-tuning.

Abstract

We propose a method for editing images from human instructions: given an input image and a written instruction that tells the model what to do, our model follows these instructions to edit the image. To obtain training data for this problem, we combine the knowledge of two large pre-trained models—a language model (GPT-3) and a text-to-image model (Stable Diffusion)—to generate a large dataset of image editing examples. Our conditional diffusion model, InstructPix2Pix, is trained on our generated data, and generalizes to real images and user-written instructions at inference time. Since it performs edits in the forward pass and does not require per-example fine-tuning or inversion, our model edits images quickly, in a matter of seconds. We show compelling editing results for a diverse collection of input images and written instructions.

*Denotes equal contribution

More results on our project page: timothybrooks.com/instruct-pix2pix

1. Introduction

We present a method for teaching a generative model to follow human-written instructions for image editing. Since training data for this task is difficult to acquire at scale, we propose an approach for generating a paired dataset that combines multiple large models pretrained on different modalities: a large language model (GPT-3 [7]) and a text-to-image model (Stable Diffusion [52]). These two models capture complementary knowledge about language and images that can be combined to create paired training data for a task spanning both modalities.

Using our generated paired data, we train a conditional diffusion model that, given an input image and a text instruction for how to edit it, generates the edited image. Our model directly performs the image edit in the forward pass, and does not require any additional example images, full descriptions of the input/output images, or per-example fine-tuning. Despite being trained entirely on synthetic examples (i.e., both generated written instructions and generated

imagery), our model achieves zero-shot generalization to both arbitrary *real* images and natural human-written instructions. Our model enables intuitive image editing that can follow human instructions to perform a diverse collection of edits: replacing objects, changing the style of an image, changing the setting, the artistic medium, among others. Selected examples can be found in Figure 1.

2. Prior work

Composing large pretrained models Recent work has shown that large pretrained models can be combined to solve multimodal tasks that no one model can perform alone, such as image captioning and visual question answering (tasks that require the knowledge of both a large language model and a text-image model). Techniques for combining pretrained models include joint finetuning on a new task [4, 34, 41, 68], communication through prompting [63, 70], composing probability distributions of energy-based models [11, 38], guiding one model with feedback from another [62], and iterative optimization [35]. Our method is similar to prior work in that it leverages the complementary abilities of two pretrained models—GPT-3 [7]) and Stable Diffusion [52]—but differs in that we use these models to generate paired multi-modal training data.

Diffusion-based generative models Recent advances in diffusion models [60] have enabled state-of-the-art image synthesis [10, 18, 19, 54, 56, 61] as well as generative models of other modalities such as video [21, 59], audio [31], text [36] and network parameters [46]. Recent text-to-image diffusion models [42, 49, 52, 55] have shown to generate realistic images from arbitrary text captions.

Generative models for image editing Image editing models traditionally targeted a single editing task such as style transfer [15, 16] or translation between image domains [22, 24, 37, 43, 72]. Numerous editing approaches invert [1–3, 12] or encode [8, 51, 64] images into a latent space (e.g., StyleGAN [26, 27]) where they can be edited by manipulating latent vectors. Recent models have leveraged CLIP [48] embeddings to guide image editing using text [5, 9, 14, 29, 32, 42, 45, 71]. We compare with one of these methods, Text2Live [6], an editing method that optimizes for an additive image layer that maximizes a CLIP similarity objective.

Recent works have used pretrained text-to-image diffusion models for image editing [5, 17, 28, 39, 49]. While some text-to-image models natively have the ability to edit images (e.g., DALLÉ-2 can create variations of images, inpaint regions, and manipulate the CLIP embedding [49]), using these models for *targeted* editing is non-trivial, because in most cases they offer no guarantees that similar text prompts will yield similar images. Recent work by

Hertz *et al.* [17] tackles this issue with Prompt-to-Prompt, a method for assimilating the generated images for similar text prompts, such that isolated edits can be made to a generated image. We use this method in generating training data. To edit non-generated (i.e., real) imagery, SDEdit [39] uses a pretrained model to noise and denoise an input image with a new target prompt. We compare with SDEdit as a baseline. Other recent works perform local inpainting given a caption and user-drawn mask [5, 49], generate new images of a specific object or concept learned from a small collection of images [13, 53], or perform editing by inverting (and fine-tuning) a single image, and subsequently re-generating with a new text description [28]. In contrast to these approaches, our model takes only a single image and an instruction for how to edit that image (i.e., not a full description of any image), and performs the edit directly in the forward pass without need for a user-drawn mask, additional images, or per-example inversion or finetuning.

Learning to follow instructions Our method differs from existing text-based image editing works [6, 13, 17, 28, 39, 53] in that it enables editing from *instructions* that tell the model what action to perform, as opposed to text labels, captions or descriptions of input/output images. A key benefit of following editing instructions is that the user can just tell the model exactly what to do in natural written text. There is no need for the user to provide extra information, such as example images or descriptions of visual content that remains constant between the input and output images. Instructions are expressive, precise, and intuitive to write, allowing the user to easily isolate specific objects or visual attributes to change. Our goal to follow written image editing instructions is inspired by recent work teaching large language models to better follow human instructions for language tasks [40, 44, 69].

Training data generation with generative models Deep models typically require large amounts of training data. Internet data collections are often suitable, but may not exist in the form necessary for supervision, e.g., paired data of particular modalities. As generative models continue to improve, there is growing interest in their use as a source of cheap and plentiful training data for downstream tasks [33, 47, 50, 58, 65, 66]. In this paper, we use two different off-the-shelf generative models (language, text-to-image) to produce training data for our editing model.

3. Method

We treat instruction-based image editing as a supervised learning problem: (1) first, we generate a paired training dataset of text editing instructions and images before/after the edit (Sec. 3.1, Fig. 2a-c), then (2) we train an image editing diffusion model on this generated dataset (Sec. 3.2, Fig. 2d). Despite being trained with generated images and

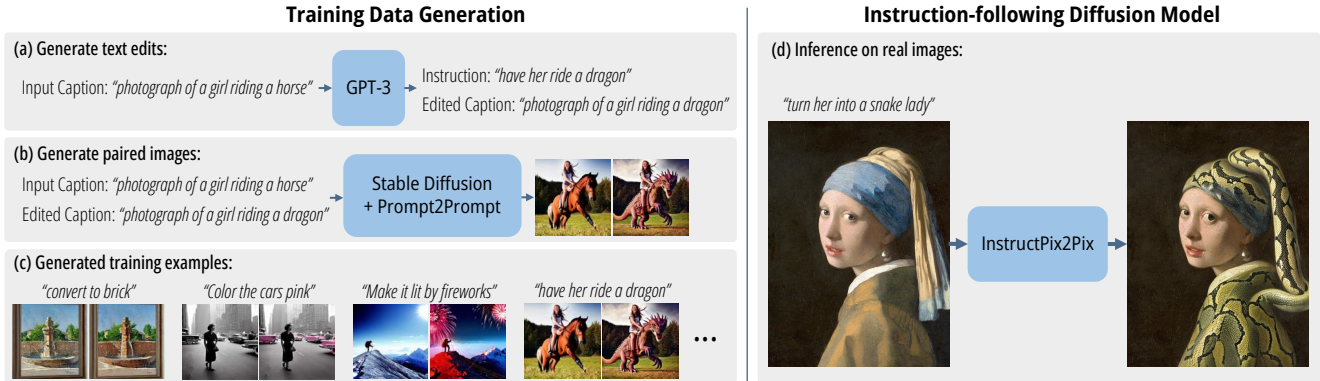


Figure 2. Our method consists of two parts: generating an image editing dataset, and training a diffusion model on that dataset. (a) We first use a finetuned GPT-3 to generate instructions and edited captions. (b) We then use StableDiffusion [52] in combination with Prompt-to-Prompt [17] to generate pairs of images from pairs of captions. We use this procedure to create a dataset (c) of over 450,000 training examples. (d) Finally, our InstructPix2Pix diffusion model is trained on our generated data to edit images from instructions. At inference time, our model generalizes to edit real images from human-written instructions.

editing instructions, our model is able to generalize to editing *real* images using arbitrary human-written instructions. See Fig. 2 for an overview of our method.

3.1. Generating a Multi-modal Training Dataset

We combine the abilities of two large-scale pretrained models that operate on different modalities—a large language model [7] and a text-to-image model [52]—to generate a multi-modal training dataset containing text editing instructions and the corresponding images before and after the edit. In the following two sections, we describe in detail the two steps of this process. In Section 3.1.1, we describe the process of fine-tuning GPT-3 [7] to generate a collection of text edits: given a prompt describing an image, produce a text instruction describing a change to be made and a prompt describing the image after that change (Figure 2a). Then, in Section 3.1.2, we describe the process of converting the two text prompts (i.e., before and after the edit) into a pair of corresponding images using a text-to-image model [52] (Figure 2b).

3.1.1 Generating Instructions and Paired Captions

We first operate entirely in the text domain, where we leverage a large language model to take in image captions and produce editing instructions and the resulting text captions after the edit. For example, as shown in Figure 2a, provided the input caption “*photograph of a girl riding a horse*”, our language model can generate both a plausible edit instruction “*have her ride a dragon*” and an appropriately modified output caption “*photograph of a girl riding a dragon*”. Operating in the text domain enables us to generate a large and diverse collection of edits, while maintaining correspondence between the image changes and text instructions.

Our model is trained by finetuning GPT-3 on a relatively

small human-written dataset of editing triplets: (1) input captions, (2) edit instructions, (3) output captions. To produce the fine-tuning dataset, we sampled 700 input captions from the LAION-Aesthetics V2 6.5+ [57] dataset and manually wrote instructions and output captions. See Table 1a for examples of our written instructions and output captions. Using this data, we fine-tuned the GPT-3 Davinci model for a single epoch using the default training parameters.

Benefiting from GPT-3’s immense knowledge and ability to generalize, our finetuned model is able to generate creative yet sensible instructions and captions. See Table 1b for example GPT-3 generated data. Our dataset is created by generating a large number of edits and output captions using this trained model, where the input captions are real image captions from LAION-Aesthetics (excluding samples with duplicate captions or duplicate image URLs). We chose the LAION dataset due to its large size, diversity of content (including references to proper nouns and popular culture), and variety of mediums (photographs, paintings, digital artwork). A potential drawback of LAION is that it is quite noisy and contains a number of nonsensical or un-descriptive captions—however, we found that dataset noise is mitigated through a combination of dataset filtering (Section 3.1.2) and classifier-free guidance (Section 3.2.1). Our final corpus of generated instructions and captions consists of 454, 445 examples.

3.1.2 Generating Paired Images from Paired Captions

Next, we use a pretrained text-to-image model to transform a pair of captions (referring to the image before and after the edit) into a pair of images. One challenge in turning a pair of captions into a pair of corresponding images is that text-to-image models provide no guarantees about image consistency, even under very minor changes of the conditioning

	Input LAION caption	Edit instruction	Edited caption
Human-written (700 edits)	<i>Yefim Volkov, Misty Morning</i>	<i>make it afternoon</i>	<i>Yefim Volkov, Misty Afternoon</i>
	<i>girl with horse at sunset</i>	<i>change the background to a city</i>	<i>girl with horse at sunset in front of city</i>
	<i>painting-of-forest-and-pond</i>	<i>Without the water.</i>	<i>painting-of-forest</i>

GPT-3 generated (>450,000 edits)	<i>Alex Hill, Original oil painting on canvas, Moonlight Bay</i>	<i>in the style of a coloring book</i>	<i>Alex Hill, Original coloring book illustration, Moonlight Bay</i>
	<i>The great elf city of Rivendell, sitting atop a waterfall as cascades of water spill around it</i>	<i>Add a giant red dragon</i>	<i>The great elf city of Rivendell, sitting atop a waterfall as cascades of water spill around it with a giant red dragon flying overhead</i>
	<i>Kate Hudson arriving at the Golden Globes 2015</i>	<i>make her look like a zombie</i>	<i>Zombie Kate Hudson arriving at the Golden Globes 2015</i>

Table 1. We label a small text dataset, finetune GPT-3, and use that finetuned model to generate a large dataset of text triplets. As the input caption for both the labeled and generated examples, we use real image captions from LAION. **Highlighted text** is generated by GPT-3.



Figure 3. Pair of images generated using StableDiffusion [52] with and without Prompt-to-Prompt [17]. For both, the corresponding captions are “*photograph of a girl riding a horse*” and “*photograph of a girl riding a dragon*”.

prompt. For example, two very similar prompts: “*a picture of a cat*” and “*a picture of a black cat*” may produce wildly different images of cats. This is unsuitable for our purposes, where we intend to use this paired data as supervision for training a model to edit images (and not produce a different random image). We therefore use Prompt-to-Prompt [17], a recent method aimed at encouraging multiple generations from a text-to-image diffusion model to be similar. This is done through borrowed cross attention weights in some number of denoising steps. Figure 3 shows a comparison of sampled images with and without Prompt-to-Prompt.

While this greatly helps assimilate generated images, different edits may require different amounts of change in image-space. For instance, changes of larger magnitude, such as those which change large-scale image structure (e.g., moving objects around, replacing with objects of different shapes), may require less similarity in the generated image pair. Fortunately, Prompt-to-Prompt has as a parameter that can control the similarity between the two images: the fraction of denoising steps p with shared attention weights. Unfortunately, identifying an optimal value of p from only the captions and edit text is difficult. We therefore generate 100 sample pairs of images per caption-pair, each with a random $p \sim \mathcal{U}(0.1, 0.9)$, and filter these

samples by using a CLIP-based metric: the directional similarity in CLIP space as introduced by Gal *et al.* [14]. This metric measures the consistency of the change between the two images (in CLIP space) with the change between the two image captions. Performing this filtering not only helps maximize the diversity and quality of our image pairs, but also makes our data generation more robust to failures of Prompt-to-Prompt and Stable Diffusion.


3.2. InstructPix2Pix

We use our generated training data to train a conditional diffusion model that edits images from written instructions. We base our model on Stable Diffusion, a large-scale text-to-image latent diffusion model.

Diffusion models [60] learn to generate data samples through a sequence of denoising autoencoders that estimate the score [23] of a data distribution (a direction pointing toward higher density data). Latent diffusion [52] improves the efficiency and quality of diffusion models by operating in the latent space of a pretrained variational autoencoder [30] with encoder \mathcal{E} and decoder \mathcal{D} . For an image x , the diffusion process adds noise to the encoded latent $z = \mathcal{E}(x)$ producing a noisy latent z_t where the noise level increases over timesteps $t \in T$. We learn a network ϵ_θ that predicts the noise added to the noisy latent z_t given image conditioning c_I and text instruction conditioning c_T . We minimize the following latent diffusion objective:

$$L = \mathbb{E}_{\mathcal{E}(x), \mathcal{E}(c_I), c_T, \epsilon \sim \mathcal{N}(0,1), t} \left[\|\epsilon - \epsilon_\theta(z_t, t, \mathcal{E}(c_I), c_T)\|_2^2 \right] \quad (1)$$

Wang *et al.* [67] show that fine-tuning a large image diffusion models outperforms training a model from scratch for image translation tasks, especially when paired training data is limited. We therefore initialize the weights of our model with a pretrained Stable Diffusion checkpoint, lever-



Edit instruction: "Turn him into a cyborg!"

Figure 4. Classifier-free guidance weights over two conditional inputs. s_I controls similarity with the input image, while s_T controls consistency with the edit instruction.

aging its vast text-to-image generation capabilities. To support image conditioning, we add additional input channels to the first convolutional layer, concatenating z_t and $\mathcal{E}(c_I)$. All available weights of the diffusion model are initialized from the pretrained checkpoints, and weights that operate on the newly added input channels are initialized to zero. We reuse the same text conditioning mechanism that was originally intended for captions to instead take as input the text edit instruction c_T . Additional training details are provided in the supplemental material.

3.2.1 Classifier-free Guidance for Two Conditionings

Classifier-free diffusion guidance [20] is a method for trading off the quality and diversity of samples generated by a diffusion model. It is commonly used in class-conditional and text-conditional image generation to improve the visual quality of generated images and to make sampled images better correspond with their conditioning. Classifier-free guidance effectively shifts probability mass toward data where an implicit classifier $p_\theta(c|z_t)$ assigns high likelihood to the conditioning c . The implementation of classifier-free guidance involves jointly training the diffusion model for conditional and unconditional denoising, and combining the two score estimates at inference time. Training for unconditional denoising is done by simply setting the conditioning to a fixed null value $c = \emptyset$ at some frequency during training. At inference time, with a guidance scale $s \geq 1$, the modified score estimate $\tilde{e}_\theta(z_t, c)$ is extrapolated in the di-

rection toward the conditional $e_\theta(z_t, c)$ and away from the unconditional $e_\theta(z_t, \emptyset)$.

$$\tilde{e}_\theta(z_t, c) = e_\theta(z_t, \emptyset) + s \cdot (e_\theta(z_t, c) - e_\theta(z_t, \emptyset)) \quad (2)$$

For our task, the score network $e_\theta(z_t, c_I, c_T)$ has two conditionings: the input image c_I and text instruction c_T . We find it beneficial to leverage classifier-free guidance with respect to both conditionings. Liu *et al.* [38] demonstrate that a conditional diffusion model can compose score estimates from multiple different conditioning values. We apply the same concept to our model with two separate conditioning inputs. During training, we randomly set only $c_I = \emptyset_I$ for 5% of examples, only $c_T = \emptyset_T$ for 5% of examples, and both $c_I = \emptyset_I$ and $c_T = \emptyset_T$ for 5% of examples. Our model is therefore capable of conditional or unconditional denoising with respect to both or either conditional inputs. We introduce two guidance scales, s_I and s_T , which can be adjusted to trade off how strongly the generated samples correspond with the input image and how strongly they correspond with the edit instruction. Our modified score estimate is as follows:

$$\begin{aligned} \tilde{e}_\theta(z_t, c_I, c_T) = & e_\theta(z_t, \emptyset, \emptyset) \\ & + s_I \cdot (e_\theta(z_t, c_I, \emptyset) - e_\theta(z_t, \emptyset, \emptyset)) \\ & + s_T \cdot (e_\theta(z_t, c_I, c_T) - e_\theta(z_t, c_I, \emptyset)) \end{aligned} \quad (3)$$

In Figure 4, we show the effects of these two parameters on generated samples. See Appendix B for details of our classifier-free guidance formulation.

4. Results

We show instruction-based image editing results on a diverse set of real photographs and artwork, for a variety of types of edits and instruction wordings. See Figures 1, 5, 6, 7, 11, 12, 15, 16, 17, 18, and 19 for selected results. Our model successfully performs many challenging edits, including replacing objects, changing seasons and weather, replacing backgrounds, modifying material attributes, converting artistic medium, and a variety of others.

We compare our method qualitatively with a couple recent works, SDEdit [39] and Text2Live [6]. Our model follows instructions for how to edit the image, but prior works (including these baseline methods) expect descriptions of the image (or edit layer). Therefore, we provide them with the "after-edit" text caption instead of the edit instruction. We also compare our method quantitatively with SDEdit, using two metrics measuring image consistency and edit quality, further described in Section 4.1. Finally, we show ablations on how the size and quality of generated training data affect our model's performance in Section 4.2.



Figure 5. *Mona Lisa* transformed into various artistic mediums.



Figure 6. *The Creation of Adam* with new context and subjects (generated at 768 resolution).




Figure 7. The iconic Beatles *Abbey Road* album cover transformed in a variety of ways.

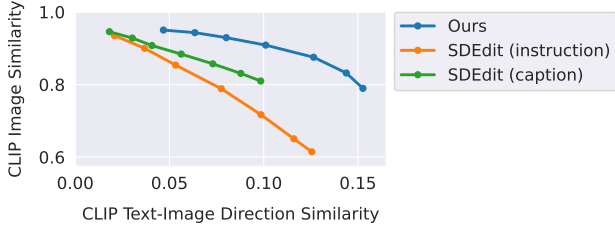


Figure 8. We plot the trade-off between consistency with the input image (Y-axis) and consistency with the edit (X-axis). For both metrics, higher is better. For both methods, we fix text guidance to 7.5, and vary our $s_I \in [1.0, 2.2]$ and SDEdit’s strength (the amount of denoising) between [0.3, 0.9].




Figure 9. Comparison with other editing methods. The input is transformed either by edit string (last two columns) or the ground-truth output image caption (middle two columns). We compare our method against two recent works, SDEdit [39] and Text2Live [6]. We show SDEdit in two configurations: conditioned on the output caption (OP) and conditioned on the edit string (E).

4.1. Baseline comparisons

We provide qualitative comparisons with SDEdit [39] and Text2Live [6], as well as quantitative comparisons with SDEdit. SDEdit [39] is a technique for editing images with a pretrained diffusion model, where a partially noised image is passed as input and denoised to produce a new edited image. We compare with the public Stable Diffusion implementation of SDEdit. Text2Live [6] is a technique for editing images by generating a color+opacity augmentation layer, conditioned on a text prompt. We compare with the public implementation released by the authors.

We compare with both methods qualitatively in Figure 9. We notice that while SDEdit works reasonably well for cases where content remains approximately constant and style is changed, it struggles to preserve identity and iso-

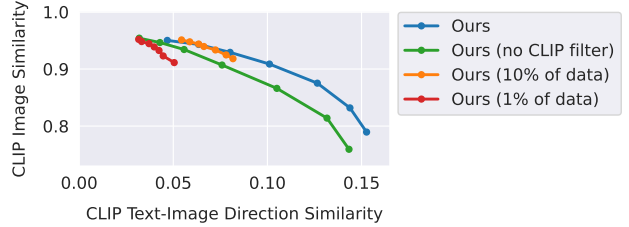


Figure 10. We compare ablated variants of our model (smaller training dataset, no CLIP filtering) by fixing s_T and sweeping values of $s_I \in [1.0, 2.2]$. Our proposed configuration performs best.

late individual objects, especially when larger changes are desired. Additionally, it requires a full output description of the desired image, rather than an editing instruction. On the other hand, while Text2Live is able to produce convincing results for edits involving additive layers, its formulation limits the categories of edits that it can handle.

Quantitative comparisons with SDEdit are shown in Figure 8. We plot the tradeoff between two metrics, cosine similarity of CLIP image embeddings (how much the edited image agrees with the input image) and the directional CLIP similarity introduced by [14] (how much the change in text captions agrees with the change in the images). These are competing metrics—increasing the degree to which the output images correspond to a desired edit will reduce their similarity (consistency) with the input image. Still, we find that when comparing our method with SDEdit, our results have notably higher image consistency (CLIP image similarity) for the same directional similarity values.

4.2. Ablations

In Figure 10, we provide quantitative ablations for both our choice of dataset size and our dataset filtering approach described in Section 3.1. We find that decreasing the size of the dataset typically results in decreased ability to perform larger (i.e., more significant) image edits, instead only performing subtle or stylistic image adjustments (and thus, maintaining a high image similarity score, but a low directional score). Removing the CLIP filtering from our dataset generation has a different effect: the overall image consistency with the input image is reduced.

We also provide an analysis of the effect of our two classifier-free guidance scales in Figure 4. Increasing s_T results in a stronger edit applied to the image (i.e., the output agrees more with the instruction), and increasing s_I can help preserve the spatial structure of the input image (i.e., the output agrees more with the input image). We find that values of s_T in the range 5–10 and values of s_I in the range 1–1.5 typically produce the best results. In practice, and for the results shown in the paper, we find it beneficial to adjust guidance weights for each example to get the best balance between consistency and edit strength.



Figure 11. Applying our model recurrently with different instructions results in compounded edits.




Figure 12. By varying the latent noise, our model can produce many possible image edits for the same input image and instruction.



Figure 13. Failure cases. Left to right: our model is not capable of performing viewpoint changes, can make undesired excessive changes to the image, can sometimes fail to isolate the specified object, and has difficulty reorganizing or swapping objects with each other.

5. Discussion

We demonstrate an approach that combines two large pretrained models, a large language model and a text-to-image model, to generate a dataset for training a diffusion model to follow written image editing instructions. While our method is able to produce a wide variety of compelling edits to images, including style, medium, and other contextual changes, there still remain a number of limitations.

Our model is limited by the visual quality of the generated dataset, and therefore by the diffusion model used to generate the imagery (in this case, Stable Diffusion [52]). Furthermore, our method’s ability to generalize to new edits and make correct associations between visual changes and text instructions is limited by the human-written instructions used to fine-tune GPT-3 [7], by the ability of GPT-3 to create instructions and modify captions, and by the ability of Prompt-to-Prompt [17] to modify generated images. In particular, our model struggles with counting numbers of objects and with spatial reasoning (e.g., “move it to the left of the image”, “swap their positions”, or “put two cups on the table and one on the chair”), just as in Stable Diffusion and Prompt-to-Prompt. Examples of failures can be found

in Figure 13. Furthermore, there are well-documented biases in the data and the pretrained models that our method is based upon, and therefore the edited images from our method may inherit these biases or introduce other biases (Figure 14).

Aside from mitigating the above limitations, our work also opens up questions, such as: how to follow instructions for spatial reasoning, how to combine instructions with other conditioning modalities like user interaction, and how to evaluate instruction-based image editing. Incorporating human feedback to improve the model is another important area of future work, and strategies like human-in-the-loop reinforcement learning could be applied to improve alignment between our model and human intentions.

Acknowledgments We thank Ilija Radosavovic, William Peebles, Allan Jabri, Dave Epstein, Kfir Aberman, Amanda Buster, and David Salesin. Tim Brooks is funded by an NSF Graduate Research Fellowship. Additional funding provided by a research grant from SAP and a gift from Google.



Figure 14. Our method reflects biases from the data and models it is based upon, such as correlations between profession and gender.



Figure 15. Leighton's *Lady in a Garden* moved to a new setting.



Figure 16. Van Gogh's *Self-Portrait with a Straw Hat* in different mediums.



Input

"Add boats on the water"

"Replace the mountains with a city skyline"

Figure 17. A landscape photograph shown with different contextual edits. Note that isolated changes also bring along accompanying contextual effects: the addition of boats also adds wind ripples in the water, and the added city skyline is reflected on the lake.



Input

"It is now midnight"

"Add a beautiful sunset"

Figure 18. A photograph of a cityscape edited to show different times of day.



Input

"Apply face paint"

"What would she look like as a bearded man?"

"Put on a pair of sunglasses"

"She should look 100 years old"



"What if she were in an anime?"

"Make her terrifying"

"Make her more sad"

"Make her James Bond"

"Turn her into Dwayne The Rock Johnson"

Figure 19. Vermeer's Girl with a Pearl Earring with a variety of edits.

References

- [1] Rameen Abdal, Yipeng Qin, and Peter Wonka. Image2stylegan: How to embed images into the stylegan latent space? In *Proceedings of the IEEE/CVF International Conference on Computer Vision*, pages 4432–4441, 2019. [2](#)
- [2] Rameen Abdal, Yipeng Qin, and Peter Wonka. Image2stylegan++: How to edit the embedded images? In *Proceedings of the IEEE/CVF conference on computer vision and pattern recognition*, pages 8296–8305, 2020. [2](#)
- [3] Yuval Alaluf, Omer Tov, Ron Mokady, Rinon Gal, and Amit Bermano. Hyperstyle: Stylegan inversion with hypernetworks for real image editing. In *Proceedings of the IEEE/CVF Conference on Computer Vision and Pattern Recognition*, pages 18511–18521, 2022. [2](#)
- [4] Jean-Baptiste Alayrac, Jeff Donahue, Pauline Luc, Antoine Miech, Iain Barr, Yana Hasson, Karel Lenc, Arthur Mensch, Katie Millican, Malcolm Reynolds, et al. Flamingo: a visual language model for few-shot learning. *arXiv preprint arXiv:2204.14198*, 2022. [2](#)
- [5] Omri Avrahami, Dani Lischinski, and Ohad Fried. Blended diffusion for text-driven editing of natural images. In *Proceedings of the IEEE/CVF Conference on Computer Vision and Pattern Recognition*, pages 18208–18218, 2022. [2](#)
- [6] Omer Bar-Tal, Dolev Ofri-Amar, Rafail Fridman, Yoni Kashtan, and Tali Dekel. Text2live: Text-driven layered image and video editing. In *European Conference on Computer Vision*, pages 707–723. Springer, 2022. [2](#), [5](#), [7](#)
- [7] Tom Brown, Benjamin Mann, Nick Ryder, Melanie Subbiah, Jared D Kaplan, Prafulla Dhariwal, Arvind Neelakantan, Pranav Shyam, Girish Sastry, Amanda Askell, et al. Language models are few-shot learners. *Advances in neural information processing systems*, 33:1877–1901, 2020. [1](#), [2](#), [3](#), [8](#)
- [8] Lucy Chai, Jonas Wulff, and Phillip Isola. Using latent space regression to analyze and leverage compositionality in gans. In *International Conference on Learning Representations*, 2021. [2](#)
- [9] Katherine Crowson, Stella Biderman, Daniel Kornis, Dashiell Stander, Eric Hallahan, Louis Castricato, and Edward Raff. Vqgan-clip: Open domain image generation and editing with natural language guidance. In *European Conference on Computer Vision*, pages 88–105. Springer, 2022. [2](#)
- [10] Prafulla Dhariwal and Alexander Nichol. Diffusion models beat gans on image synthesis. *Advances in Neural Information Processing Systems*, 34:8780–8794, 2021. [2](#)
- [11] Yilun Du, Shuang Li, and Igor Mordatch. Compositional visual generation with energy based models. *Advances in Neural Information Processing Systems*, 33:6637–6647, 2020. [2](#)
- [12] Dave Epstein, Taesung Park, Richard Zhang, Eli Shechtman, and Alexei A Efros. Blobgan: Spatially disentangled scene representations. In *European Conference on Computer Vision*, pages 616–635. Springer, 2022. [2](#)
- [13] Rinon Gal, Yuval Alaluf, Yuval Atzmon, Or Patashnik, Amit H Bermano, Gal Chechik, and Daniel Cohen-Or. An image is worth one word: Personalizing text-to-image generation using textual inversion. *arXiv preprint arXiv:2208.01618*, 2022. [2](#)
- [14] Rinon Gal, Or Patashnik, Haggai Maron, Amit H Bermano, Gal Chechik, and Daniel Cohen-Or. Stylegan-nada: Clip-guided domain adaptation of image generators. *ACM Transactions on Graphics (TOG)*, 41(4):1–13, 2022. [2](#), [4](#), [7](#)
- [15] Leon A Gatys, Alexander S Ecker, and Matthias Bethge. A neural algorithm of artistic style. *arXiv preprint arXiv:1508.06576*, 2015. [2](#)
- [16] Leon A Gatys, Alexander S Ecker, and Matthias Bethge. Image style transfer using convolutional neural networks. In *Proceedings of the IEEE conference on computer vision and pattern recognition*, pages 2414–2423, 2016. [2](#)
- [17] Amir Hertz, Ron Mokady, Jay Tenenbaum, Kfir Aberman, Yael Pritch, and Daniel Cohen-Or. Prompt-to-prompt image editing with cross attention control. *arXiv preprint arXiv:2208.01626*, 2022. [2](#), [3](#), [4](#), [8](#), [14](#)
- [18] Jonathan Ho, Ajay Jain, and Pieter Abbeel. Denoising diffusion probabilistic models. *Advances in Neural Information Processing Systems*, 33:6840–6851, 2020. [2](#)
- [19] Jonathan Ho, Chitwan Saharia, William Chan, David J Fleet, Mohammad Norouzi, and Tim Salimans. Cascaded diffusion models for high fidelity image generation. *J. Mach. Learn. Res.*, 23:47–1, 2022. [2](#)
- [20] Jonathan Ho and Tim Salimans. Classifier-free diffusion guidance. *arXiv preprint arXiv:2207.12598*, 2022. [5](#)
- [21] Jonathan Ho, Tim Salimans, Alexey Gritsenko, William Chan, Mohammad Norouzi, and David J Fleet. Video diffusion models. *arXiv preprint arXiv:2204.03458*, 2022. [2](#)
- [22] Xun Huang, Ming-Yu Liu, Serge Belongie, and Jan Kautz. Multimodal unsupervised image-to-image translation. In *ECCV*, 2018. [2](#)
- [23] Aapo Hyvärinen and Peter Dayan. Estimation of non-normalized statistical models by score matching. *Journal of Machine Learning Research*, 6(4), 2005. [4](#), [14](#)
- [24] Phillip Isola, Jun-Yan Zhu, Tinghui Zhou, and Alexei A Efros. Image-to-image translation with conditional adversarial networks. *CVPR*, 2017. [2](#)
- [25] Tero Karras, Miika Aittala, Timo Aila, and Samuli Laine. Elucidating the design space of diffusion-based generative models. *arXiv preprint arXiv:2206.00364*, 2022. [14](#)
- [26] Tero Karras, Samuli Laine, and Timo Aila. A style-based generator architecture for generative adversarial networks. In *Proceedings of the IEEE/CVF conference on computer vision and pattern recognition*, pages 4401–4410, 2019. [2](#)
- [27] Tero Karras, Samuli Laine, Miika Aittala, Janne Hellsten, Jaakko Lehtinen, and Timo Aila. Analyzing and improving the image quality of stylegan. In *Proceedings of the IEEE/CVF conference on computer vision and pattern recognition*, pages 8110–8119, 2020. [2](#)
- [28] Bahjat Kawar, Shiran Zada, Oran Lang, Omer Tov, Huiwen Chang, Tali Dekel, Inbar Mosseri, and Michal Irani. Imagic: Text-based real image editing with diffusion models. *arXiv preprint arXiv:2210.09276*, 2022. [2](#)
- [29] Gwanghyun Kim, Taesung Kwon, and Jong Chul Ye. Diffusionclip: Text-guided diffusion models for robust image manipulation. In *Proceedings of the IEEE/CVF Conference*

- on *Computer Vision and Pattern Recognition*, pages 2426–2435, 2022. 2
- [30] Diederik P Kingma and Max Welling. Auto-encoding variational bayes. *arXiv preprint arXiv:1312.6114*, 2013. 4
- [31] Zhifeng Kong, Wei Ping, Jiaji Huang, Kexin Zhao, and Bryan Catanzaro. Diffwave: A versatile diffusion model for audio synthesis. *arXiv preprint arXiv:2009.09761*, 2020. 2
- [32] Gihyun Kwon and Jong Chul Ye. Clipstyler: Image style transfer with a single text condition. In *Proceedings of the IEEE/CVF Conference on Computer Vision and Pattern Recognition*, pages 18062–18071, 2022. 2
- [33] Daiqing Li, Huan Ling, Seung Wook Kim, Karsten Kreis, Sanja Fidler, and Antonio Torralba. Bigdatasetgan: Synthesizing imagenet with pixel-wise annotations. In *Proceedings of the IEEE/CVF Conference on Computer Vision and Pattern Recognition*, pages 21330–21340, 2022. 2
- [34] Liunian Harold Li, Mark Yatskar, Da Yin, Cho-Jui Hsieh, and Kai-Wei Chang. Visualbert: A simple and performant baseline for vision and language. *arXiv preprint arXiv:1908.03557*, 2019. 2
- [35] Shuang Li, Yilun Du, Joshua B Tenenbaum, Antonio Torralba, and Igor Mordatch. Composing ensembles of pre-trained models via iterative consensus. *arXiv preprint arXiv:2210.11522*, 2022. 2
- [36] Xiang Lisa Li, John Thickstun, Ishaan Gulrajani, Percy Liang, and Tatsunori B Hashimoto. Diffusion-lm improves controllable text generation. *arXiv preprint arXiv:2205.14217*, 2022. 2
- [37] Ming-Yu Liu, Xun Huang, Arun Mallya, Tero Karras, Timo Aila, Jaakko Lehtinen, and Jan Kautz. Few-shot unsupervised image-to-image translation. In *IEEE International Conference on Computer Vision (ICCV)*, 2019. 2
- [38] Nan Liu, Shuang Li, Yilun Du, Antonio Torralba, and Joshua B Tenenbaum. Compositional visual generation with composable diffusion models. *arXiv preprint arXiv:2206.01714*, 2022. 2, 5
- [39] Chenlin Meng, Yutong He, Yang Song, Jiaming Song, Jiajun Wu, Jun-Yan Zhu, and Stefano Ermon. Sdedit: Guided image synthesis and editing with stochastic differential equations. In *International Conference on Learning Representations*, 2021. 2, 5, 7
- [40] Swaroop Mishra, Daniel Khashabi, Chitta Baral, and Hananeh Hajishirzi. Cross-task generalization via natural language crowdsourcing instructions. *arXiv preprint arXiv:2104.08773*, 2021. 2
- [41] Ron Mokady, Amir Hertz, and Amit H Bermano. Clipcap: Clip prefix for image captioning. *arXiv preprint arXiv:2111.09734*, 2021. 2
- [42] Alex Nichol, Prafulla Dhariwal, Aditya Ramesh, Pranav Shyam, Pamela Mishkin, Bob McGrew, Ilya Sutskever, and Mark Chen. Glide: Towards photorealistic image generation and editing with text-guided diffusion models. *arXiv preprint arXiv:2112.10741*, 2021. 2
- [43] Utkarsh Ojha, Yijun Li, Cynthia Lu, Alexei A. Efros, Yong Jae Lee, Eli Shechtman, and Richard Zhang. Few-shot image generation via cross-domain correspondence. In *CVPR*, 2021. 2
- [44] Long Ouyang, Jeff Wu, Xu Jiang, Diogo Almeida, Carroll L Wainwright, Pamela Mishkin, Chong Zhang, Sandhini Agarwal, Katarina Slama, Alex Ray, et al. Training language models to follow instructions with human feedback. *arXiv preprint arXiv:2203.02155*, 2022. 2
- [45] Or Patashnik, Zongze Wu, Eli Shechtman, Daniel Cohen-Or, and Dani Lischinski. Styleclip: Text-driven manipulation of stylegan imagery. In *Proceedings of the IEEE/CVF International Conference on Computer Vision (ICCV)*, pages 2085–2094, October 2021. 2
- [46] William Peebles, Ilija Radosavovic, Tim Brooks, Alexei A Efros, and Jitendra Malik. Learning to learn with generative models of neural network checkpoints. *arXiv preprint arXiv:2209.12892*, 2022. 2
- [47] William Peebles, Jun-Yan Zhu, Richard Zhang, Antonio Torralba, Alexei A Efros, and Eli Shechtman. Gan-supervised dense visual alignment. In *Proceedings of the IEEE/CVF Conference on Computer Vision and Pattern Recognition*, pages 13470–13481, 2022. 2
- [48] Alec Radford, Jong Wook Kim, Chris Hallacy, Aditya Ramesh, Gabriel Goh, Sandhini Agarwal, Girish Sastry, Amanda Askell, Pamela Mishkin, Jack Clark, et al. Learning transferable visual models from natural language supervision. In *International Conference on Machine Learning*, pages 8748–8763. PMLR, 2021. 2
- [49] Aditya Ramesh, Prafulla Dhariwal, Alex Nichol, Casey Chu, and Mark Chen. Hierarchical text-conditional image generation with clip latents. *arXiv preprint arXiv:2204.06125*, 2022. 2
- [50] Suman Ravuri and Oriol Vinyals. Classification accuracy score for conditional generative models. *Advances in neural information processing systems*, 32, 2019. 2
- [51] Elad Richardson, Yuval Alaluf, Or Patashnik, Yotam Nitzan, Yaniv Azar, Stav Shapiro, and Daniel Cohen-Or. Encoding in style: a stylegan encoder for image-to-image translation. In *Proceedings of the IEEE/CVF conference on computer vision and pattern recognition*, pages 2287–2296, 2021. 2
- [52] Robin Rombach, Andreas Blattmann, Dominik Lorenz, Patrick Esser, and Björn Ommer. High-resolution image synthesis with latent diffusion models. In *Proceedings of the IEEE/CVF Conference on Computer Vision and Pattern Recognition*, pages 10684–10695, 2022. 1, 2, 3, 4, 8, 14
- [53] Nataniel Ruiz, Yuanzhen Li, Varun Jampani, Yael Pritch, Michael Rubinstein, and Kfir Aberman. Dreambooth: Fine tuning text-to-image diffusion models for subject-driven generation. *arXiv preprint arXiv:2208.12242*, 2022. 2
- [54] Chitwan Saharia, William Chan, Huiwen Chang, Chris Lee, Jonathan Ho, Tim Salimans, David Fleet, and Mohammad Norouzi. Palette: Image-to-image diffusion models. In *ACM SIGGRAPH 2022 Conference Proceedings*, pages 1–10, 2022. 2
- [55] Chitwan Saharia, William Chan, Saurabh Saxena, Lala Li, Jay Whang, Emily Denton, Seyed Kamyar Seyed Ghasemipour, Burcu Karagol Ayan, S Sara Mahdavi, Rapha Gontijo Lopes, et al. Photorealistic text-to-image diffusion models with deep language understanding. *arXiv preprint arXiv:2205.11487*, 2022. 2

- [56] Chitwan Saharia, Jonathan Ho, William Chan, Tim Salimans, David J Fleet, and Mohammad Norouzi. Image super-resolution via iterative refinement. *IEEE Transactions on Pattern Analysis and Machine Intelligence*, 2022. 2
- [57] Christoph Schuhmann, Romain Beaumont, Richard Vencu, Cade Gordon, Ross Wightman, Mehdi Cherti, Theo Coombes, Aarush Katta, Clayton Mullis, Mitchell Wortsman, et al. Laion-5b: An open large-scale dataset for training next generation image-text models. *arXiv preprint arXiv:2210.08402*, 2022. 3
- [58] Ashish Shrivastava, Tomas Pfister, Oncel Tuzel, Joshua Susskind, Wenda Wang, and Russell Webb. Learning from simulated and unsupervised images through adversarial training. In *Proceedings of the IEEE conference on computer vision and pattern recognition*, pages 2107–2116, 2017. 2
- [59] Uriel Singer, Adam Polyak, Thomas Hayes, Xi Yin, Jie An, Songyang Zhang, Qiyuan Hu, Harry Yang, Oron Ashual, Oran Gafni, et al. Make-a-video: Text-to-video generation without text-video data. *arXiv preprint arXiv:2209.14792*, 2022. 2
- [60] Jascha Sohl-Dickstein, Eric Weiss, Niru Maheswaranathan, and Surya Ganguli. Deep unsupervised learning using nonequilibrium thermodynamics. In Francis Bach and David Blei, editors, *Proceedings of the 32nd International Conference on Machine Learning*, volume 37 of *Proceedings of Machine Learning Research*, pages 2256–2265, Lille, France, 07–09 Jul 2015. PMLR. 2, 4
- [61] Yang Song and Stefano Ermon. Generative modeling by estimating gradients of the data distribution. *Advances in Neural Information Processing Systems*, 32, 2019. 2
- [62] Yoad Tewel, Yoav Shalev, Idan Schwartz, and Lior Wolf. Zero-shot image-to-text generation for visual-semantic arithmetic. *arXiv preprint arXiv:2111.14447*, 2021. 2
- [63] Anthony Meng Huat Tiong, Junnan Li, Boyang Li, Silvio Savarese, and Steven CH Hoi. Plug-and-play vqa: Zero-shot vqa by conjoining large pretrained models with zero training. *arXiv preprint arXiv:2210.08773*, 2022. 2
- [64] Omer Tov, Yuval Alaluf, Yotam Nitzan, Or Patashnik, and Daniel Cohen-Or. Designing an encoder for stylegan image manipulation. *ACM Transactions on Graphics (TOG)*, 40(4):1–14, 2021. 2
- [65] Nontawat Tritrong, Pitchaporn Rewatbowornwong, and Supasorn Suwajanakorn. Repurposing gans for one-shot semantic part segmentation. In *Proceedings of the IEEE/CVF conference on computer vision and pattern recognition*, pages 4475–4485, 2021. 2
- [66] Yuri Viazovetskiy, Vladimir Ivashkin, and Evgeny Kashin. Stylegan2 distillation for feed-forward image manipulation. In *European conference on computer vision*, pages 170–186. Springer, 2020. 2
- [67] Tengfei Wang, Ting Zhang, Bo Zhang, Hao Ouyang, Dong Chen, Qifeng Chen, and Fang Wen. Pretraining is all you need for image-to-image translation. *arXiv preprint arXiv:2205.12952*, 2022. 4
- [68] Zirui Wang, Jiahui Yu, Adams Wei Yu, Zihang Dai, Yulia Tsvetkov, and Yuan Cao. Simvlm: Simple visual language model pretraining with weak supervision. *arXiv preprint arXiv:2108.10904*, 2021. 2
- [69] Jason Wei, Maarten Bosma, Vincent Y Zhao, Kelvin Guu, Adams Wei Yu, Brian Lester, Nan Du, Andrew M Dai, and Quoc V Le. Finetuned language models are zero-shot learners. *arXiv preprint arXiv:2109.01652*, 2021. 2
- [70] Andy Zeng, Adrian Wong, Stefan Welker, Krzysztof Choromanski, Federico Tombari, Aveek Purohit, Michael Ryoo, Vikas Sindhwani, Johnny Lee, Vincent Vanhoucke, et al. Socratic models: Composing zero-shot multimodal reasoning with language. *arXiv preprint arXiv:2204.00598*, 2022. 2
- [71] Wanfeng Zheng, Qiang Li, Xiaoyan Guo, Pengfei Wan, and Zhongyuan Wang. Bridging clip and stylegan through latent alignment for image editing. *arXiv preprint arXiv:2210.04506*, 2022. 2
- [72] Jun-Yan Zhu, Taesung Park, Phillip Isola, and Alexei A Efros. Unpaired image-to-image translation using cycle-consistent adversarial networks. In *Computer Vision (ICCV), 2017 IEEE International Conference on*, 2017. 2

A. Implementation Details

A.1. Instruction and Caption Generation

We finetune GPT3 to generate edit instructions and edited captions. The text prompt used during fine-tuning is the input caption concatenated with "\n##\n" as a separator token. The text completion is a concatenation of the instruction and edited caption with "\n%\n" as a separator token in between the two and "\nEND" appended to the end as the stop token. During inference, we sample text completions given new input captions using `temperature=0.7` and `frequency_penalty=0.1`. We exclude generations where the input and output captions are the same.

A.2. Paired Image Generation

We generate paired before/after training images from paired before/after captions using Stable Diffusion [52] in combination with Prompt-to-Prompt [17]. We use exponential moving average (EMA) weights of the Stable Diffusion v1.5 checkpoint and the improved ft-MSE autoencoder weights. We generate images with 100 denoising steps using an Euler ancestral sampler with denoising variance schedule proposed by Kerras *et al.* [25]. We ensure the same latent noise is used for both images in each generated pair (for initial noise as well as noise introduced during stochastic sampling).

Prompt-to-Prompt replaces cross-attention weights in the second generated image differently based on the specific edit type: word swap, adding a phrase, increasing or decreasing weight of a word. We instead replaced *self*-attention weights of the second image for the first p fraction of steps, and use the same attention weight replacement strategy for all edits.

We generation 100 pairs of images for each pair of captions. We filter training data for an image-image CLIP threshold of 0.75 to ensure images are not too different, an image-caption CLIP threshold of 0.2 to ensure images correspond with their captions, and a directional CLIP similarity of 0.2 to ensure the change in before/after captions correspond with the change in before/after images. For each each pair of captions, we sort any image pairs that pass all filters by the directional CLIP similarity and keep up to 4 examples.

A.3. Training InstructPix2Pix

We train our image editing model for 10,000 steps on $8 \times 40\text{GB}$ NVIDIA A100 GPUs over 25.5 hours. We train at 256×256 resolution with a total batch size of 1024. We apply random horizontal flip augmentation and crop augmentation where images are first resized randomly between 256 and 288 pixels and then cropped to 256. We use a learning rate of 10^{-4} (without any learning rate warm up). We

initialize our model from EMA weights of the Stable Diffusion v1.5 checkpoint, and adopt other training settings from the public Stable Diffusion code base.

While our model is trained at 256×256 resolution, we find it generalized well to 512×512 resolution at inference time, and generate results in this paper at 512 resolution with 100 denoising steps using an Euler ancestral sampler with denoising variance schedule proposed by Kerras *et al.* [25]. Editing an image with our model takes roughly 9 seconds on an A100 GPU.

B. Classifier-free Guidance Details

As discussed in Section 3.2.1, we apply classifier-free guidance with respect to two conditionings: the input image c_I and the text instruction c_T . We introduce separate guidance scales s_I and s_T that enable separately trading off the strength of each conditioning. Below is the modified score estimate for our model with classifier-free guidance (copied from Equation 3):

$$\begin{aligned}\tilde{e}_\theta(z_t, c_I, c_T) &= e_\theta(z_t, \emptyset, \emptyset) \\ &\quad + s_I \cdot (e_\theta(z_t, c_I, \emptyset) - e_\theta(z_t, \emptyset, \emptyset)) \\ &\quad + s_T \cdot (e_\theta(z_t, c_I, c_T) - e_\theta(z_t, c_I, \emptyset))\end{aligned}$$

Our generative model learns $P(z|c_I, c_T)$, the probability distribution of image latents $z = \mathcal{E}(x)$ conditioned on an input image c_I and a text instruction c_T . We arrive at our particular classifier-free guidance formulation by expressing the conditional probability as follows:

$$P(z|c_T, c_I) = \frac{P(z, c_T, c_I)}{P(c_T, c_I)} = \frac{P(c_T|c_I, z)P(c_I|z)P(z)}{P(c_T, c_I)}$$

Diffusion models estimate the score [23] of the data distribution, i.e., the derivative of the log probability. Taking the logarithm gives us the following expression:

$$\begin{aligned}\log(P(z|c_T, c_I)) &= \log(P(c_T|c_I, z)) + \log(P(c_I|z)) \\ &\quad + \log(P(z)) - \log(P(c_T, c_I))\end{aligned}$$

Taking the derivative and rearranging we attain:

$$\begin{aligned}\nabla_z \log(P(z|c_T, c_I)) &= \nabla_z \log(P(z)) \\ &\quad + \nabla_z \log(P(c_I|z)) \\ &\quad + \nabla_z \log(P(c_T|c_I, z))\end{aligned}$$

This corresponds with the terms in our classifier-free guidance formulation in Equation 3. Our guidance scale s_I effectively shifts probability mass toward data where an implicit classifier $p_\theta(c_I|z_t)$ assigns high likelihood to the

image conditioning c_I , and our guidance scale s_T effectively shifts probability mass toward data where an implicit classifier $p_\theta(c_T|c_I, z_t)$ assigns high likelihood to the text instruction conditioning c_T . Our model is capable of learning these implicit classifiers by taking the differences between estimates with and without the respective conditional input. Note there are multiple possible formulations such as switching the positions of c_T and c_I variables. We found that our particular decomposition works better for our use case in practice.