

Probing fractional statistics in quantum simulators of spin liquid Hamiltonians

Shiyu Zhou,¹ Maria Zelenayova,^{2,3,4} Oliver Hart,^{2,5} Claudio Chamon,¹ and Claudio Castelnovo²

¹*Department of Physics, Boston University, Boston, MA, 02215, USA*

²*TCM Group, Cavendish Laboratory, University of Cambridge, Cambridge CB3 0HE, UK*

³*Max Planck Institute for the Science of Light, Staudtstraße 2, 91058 Erlangen, Germany*

⁴*Friedrich-Alexander-Universität Erlangen-Nürnberg, Martensstraße 9, 91058 Erlangen, Germany*

⁵*Department of Physics and Center for Theory of Quantum Matter,*

University of Colorado, Boulder, Colorado 80309 USA

(Dated: December 14, 2022)

Recent advances in programmable quantum devices brought to the fore the intriguing possibility of using them to realise and investigate topological quantum spin liquid phases. This new and exciting direction brings about important research questions on how to probe and determine the presence of such exotic, highly entangled phases. One of the most promising tools is investigating the behaviour of the topological excitations, and in particular their fractional statistics. In this work we put forward a generic route to achieve this, and we illustrate it in the specific case of \mathbb{Z}_2 topological spin liquids implemented with the aid of combinatorial gauge symmetry. We design a convenient architecture to study signatures of fractional statistics via quasiparticle interferometry, and we assess its robustness to diagonal and off-diagonal disorder, as well as to dephasing – effects that are generally pervasive in noisy quantum programmable devices. A useful counterpart of our scheme is that it provides a clear test of the ‘quantumness’ of these devices, since the signatures that we are looking for crucially hinge on quantum coherence and quantum interference effects in the system.

I. INTRODUCTION

A distinctive feature of topologically ordered quantum fluids [1] is the fact that they host excitations with fractional exchange statistics [2, 3]: when two identical quasiparticles trade positions, the many-body wavefunction can acquire a phase other than 0 (as for bosons) or π (as for fermions). Quantum Hall liquids are examples of topologically ordered charged fluids with anyonic excitations [4, 5]. Experimental validation of fractional statistics in the quantum Hall effect was only recently accomplished [6, 7]; in particular, nontrivial exchange statistics were observed in Ref. 7 using an interferometric approach [8]. Excitations with fractional statistics are also predicted in quantum spin liquids – systems with topological but not conventional magnetic order [9, 10]. While efforts to unambiguously identify gapped spin liquids in naturally occurring materials are ongoing [11], the individual manipulation of quasiparticles needed to detect fractional statistics – as achieved in electronic quantum Hall systems – is not, in any evident way, within reach of being attained in magnetic materials, although recent theoretical efforts have advanced proposals of possible probes [12, 13].

Here instead, we present ways of realising and experimenting with quantum spin liquid states using time-independent Hamiltonians that are programmable in quantum devices, specifically focusing on devising ways to probe the exchange statistics of the quasiparticles. As we shall demonstrate, an interesting byproduct of this research direction is the identification of novel avenues to critically test quantum coherence in such programmable quantum devices. Moreover, since these devices – as much perhaps as real materials – necessarily operate at

finite temperature and in presence of noise and disorder, in our work we will set the stage and provide at least initial answers to important questions such as: How much coherence (i.e., on what length and time scales) is needed to observe effects of anyonic statistics in noisy topological quantum environments. And how do signatures of fractionalisation fare in presence of disorder, noise and dissipation.

To carry out this scheme, one must first design topological spin liquid Hamiltonians with realistic (1- and 2-body) interactions that could be programmed in existing quantum devices. (For instance, programmable ZZ couplings and uniform transverse fields are available in D-Wave annealers [14].) A key element of our work is the notion of combinatorial gauge symmetry (CGS), which allows us to attain such quantum Hamiltonians while preserving *exact* gauge symmetries, present for example in solvable quantum spin liquids, like Kitaev’s \mathbb{Z}_2 toric code.

There are two types of excitations in a \mathbb{Z}_2 quantum spin liquid: spinons and visons; and their excitation gaps differ substantially in the case of Hamiltonians programmed as in Ref. 15. The reason is that the vison gap is only perturbatively generated in powers of the ratio of the transverse field Γ over the ZZ interaction J (and $\Gamma < J$ is strictly required to realise a \mathbb{Z}_2 spin liquid phase). The spinon gap, on the other hand, is of order J and on its own it lands the system on a classical \mathbb{Z}_2 spin liquid state in which one can directly observe the loop structure of the classical 8-vertex model [15]. This wide separation of scales between the spinon and vison gaps is common whenever one relies on a perturbative expansion to obtain the local gauge generators in an effective theory.

Refs. 16 and 17 identified signatures of the mutual

statistics of the spinons and visons that could be observed in the regime where temperature is larger than the vison gap but smaller than the spinon gap. In this regime the visons stochastically appear on random plaquettes because their energy of formation is much smaller than temperature. In the presence of quantum kinetic terms (such as a transverse field not weak compared to thermal noise), the spinons acquire dynamics at a scale much faster than that of the visons, and they effectively quantum diffuse in a background of randomly placed visons. Because of the mutual statistical phase of π between the two types of quasiparticles, the quasi-static visons serve as sources of random π fluxes, which lead to quantum interference corrections to the diffusion of the spinons in 2D. In principle these corrections could be detectable, but an actual implementation of these ideas in a programmable quantum device must incorporate other complications that may make comparison of the theory to the data difficult, such as sources of decoherence and disorder in the couplings, and embedding complexities.

Here we present a scheme to detect the mutual statistics of spinons and visons interferometrically. This proposal takes into account the aforementioned practical complications. The main idea is not to work on a 2D geometry, but in a quasi-1D one, in which case the effect of the π phases is magnified, leading to a sharper signature of the mutual statistics.

Because many programmable quantum devices are ‘black boxes’ to users, it is imperative that we develop benchmarks and tests with the purpose of building confidence that what is programmed reflects the physical system we intend to probe. One such test is to study the effect of disorder and dephasing on the observables of these experiments, and to benchmark quantum against classical behaviour. Such analysis allows us to have a comparative reference to better understand also the degree of disorder and decoherence in the device.

It is important to note that, if successful, these experiments would constitute a direct observation of the statistics of visons and spinons in a static Hamiltonian setting. They would therefore be complementary to those carried out in Ref. 18, using a 219-atom programmable quantum simulator using Rydberg atoms, and in Ref. 19, through the evolution via a quantum circuit running on Google’s lattice of superconducting qubits. In these systems the topological state is prepared dynamically, either by quasi-adiabatic state preparation [18] or by application of quantum gates [19]. Both are truly remarkable experiments that achieve the dynamical preparation of a quantum spin liquid state. The goal of our work is to instead design these same phases as the *ground state* of *static* Hamiltonians. Along this path, theoretical principles such as combinatorial gauge symmetry are developed, and deployed.

In Appendix A we further offer an example of how our scheme can be used to embed a Hamiltonian with an exact \mathbb{Z}_2 gauge symmetry on a commercial D-wave device [15]. Our results suggest that the operating temper-

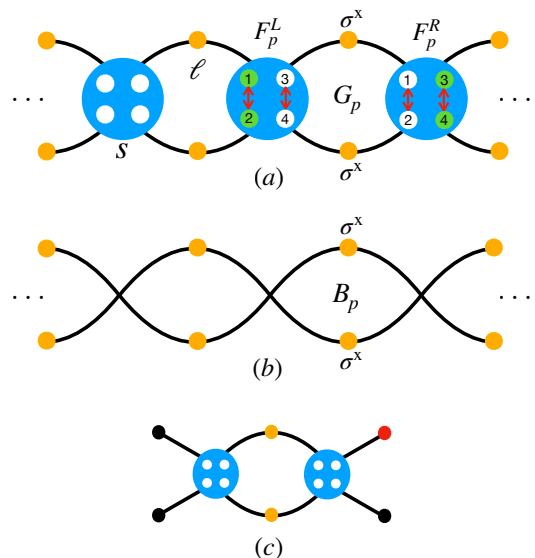


FIG. 1. (a) Geometry of a CGS ladder. Each vertex s has four on-site matter spins (coloured in white) and four gauge spins (coloured in orange) on the links ℓ , and they interact according to Eq. (1). Neighbouring sites share two gauge spins to form a quasi-1D ladder. Local gauge symmetry operators $G_p = B_p F_p^L F_p^R$ of Eq. (2) act on plaquettes, labelled by p . The operators F_p^L and F_p^R permute (according to the doubled-headed arrows in red) and flip matter spins (coloured in green) on the two stars to the left and right [L and R] of G_p . (b) Geometry of a \mathbb{Z}_2 ladder. It has the same symmetry as the CGS ladder in (a). The products of the x -component of the two spins on the top and bottom branches define the generators of gauge transformations, B_p . We refer to this model, with Hamiltonian Eq. (3), as a \mathbb{Z}_2 ladder. (c) Geometry of two coupled CGS stars used to extract, by exact diagonalisation, the effective \mathbb{Z}_2 ladder couplings from the CGS model, thus relating models (a) and (b). The effective spinon hopping amplitude can be obtained from the energy splittings in the spectrum of this small system with the boundary spins pinned to be in odd parity with $3+$ (black) and $1-$ (red) gauge spins.

atures and time scales in DW-2000Q are just outside the range needed to observe coherent quasiparticle propagation in the \mathbb{Z}_2 quantum spin liquid phase. Future developments of this architecture, as well as possibly current versions of other architectures may however be suitable to observe the phenomena discussed in this work.

II. PROBING MUTUAL STATISTICS OF VISONS AND SPINONS ON A CGS LADDER

The system we focus on is the 2-leg ladder in Fig. 1(a), with a gauge spin σ on each link ℓ , and four matter spins μ on each site s . The matter spins are coupled to their four neighbouring gauge spins according to the Hamilto-

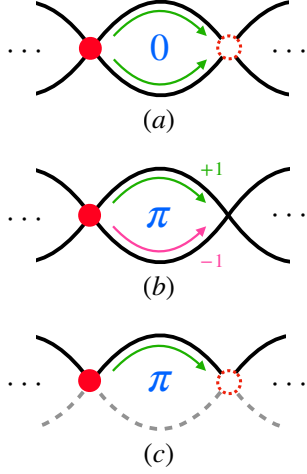


FIG. 2. Schematics of spinon propagation along the quasi-1D ladder in the absence/presence of visons (labeled as $0/\pi$ flux in blue at the centre of the plaquette shown in the figure). (a) A single spinon (labelled as a red dot) initialised on the left site, and a 0 flux state for the plaquette immediately on its right, allows it to hop constructively across the top and bottom paths of the ladder, shown by the green arrows, to the right neighbouring site, depicted as a red dashed circle. (b) A vison is now located on the central plaquette, equivalent to a π flux threading it. Its presence gives rise to destructive interference (opposite phases) of the two paths (top shown in green with $+1$ phase and bottom shown in pink with -1 phase) due to the mutual statistics of spinons and visons, and consequently the spinon cannot hop to the site on the right. Namely, the presence of visons blocks the propagation of spinons, and cuts the ladder into disconnected segments. (c) The gauge spins on the bottom legs of the ladder are frozen (illustrated by grey dashed lines), e.g., pinned by an applied field that is large compared to the other scales in the problem. The pinning field on the bottom leg forces spinons to propagate only along the top leg of the ladder, effectively removing any interference and therefore any interplay between spinons and visons. In this case, spinons can hop freely along the chain.

nian

$$H = - \sum_s \left[J \sum_{\substack{a \in s \\ \ell \in s}} W_{a\ell} \mu_a^z \sigma_\ell^z + \Gamma_0 \sum_{a \in s} \mu_a^x \right] - \Gamma_0 \sum_\ell \sigma_\ell^x, \quad (1a)$$

where $a \in s$ labels the four matter spins on site s , $\ell \in s$ labels the four bonds connected to site s , and W is the 4×4 Hadamard matrix

$$W = \begin{pmatrix} -1 & +1 & +1 & +1 \\ +1 & -1 & +1 & +1 \\ +1 & +1 & -1 & +1 \\ +1 & +1 & +1 & -1 \end{pmatrix}. \quad (1b)$$

We shall henceforth refer to this system as a ‘CGS ladder’ (where CGS stands for combinatorial gauge symmetry [20]).

This Hamiltonian has a local \mathbb{Z}_2 symmetry, generated by an operator G_p at plaquette p , see Fig. 1(a), that both flips the two gauge spins around the plaquette, and flips and permutes the states of the matter spins on the two stars neighbouring the plaquette:

$$G_p = F_p^L B_p F_p^R, \quad (2)$$

where B_p is the product of the x -component of the two gauge spins on the top and bottom links of the plaquette p . The operators F_p^L and F_p^R flip and permute matter spins on the two stars to the left and right [L and R , respectively] of the plaquette. Specifically, F_p^L permutes matter spins $\mu_1 \leftrightarrow \mu_2$ and $\mu_3 \leftrightarrow \mu_4$, and flips μ_1 and μ_2 ; F_p^R permutes matter spins $\mu_1 \leftrightarrow \mu_2$ and $\mu_3 \leftrightarrow \mu_4$, and flips μ_3 and μ_4 [see Fig. 1(a)]. Explicitly, these operators can be written in terms of SWAP gates and spin-flip operators:

$$F_p^L = \frac{1}{2}(1 + \boldsymbol{\mu}_1 \cdot \boldsymbol{\mu}_2) \mu_1^x \mu_2^x \frac{1}{2}(1 + \boldsymbol{\mu}_3 \cdot \boldsymbol{\mu}_4), \\ F_p^R = \frac{1}{2}(1 + \boldsymbol{\mu}_1 \cdot \boldsymbol{\mu}_2) \mu_3^x \mu_4^x \frac{1}{2}(1 + \boldsymbol{\mu}_3 \cdot \boldsymbol{\mu}_4).$$

One can verify that $B_p^2 = (F_p^L)^2 = (F_p^R)^2 = 1$, and thus $G_p^2 = 1$, and that $[G_p, G_{p'}] = 0$. Correspondingly, the combinatorial gauge symmetry that gives rise to the \mathbb{Z}_2 symmetry of the quantum spin liquid system proposed in Ref. 20 is also present in this quasi-1D model.

The operators G_p have eigenvalues ± 1 , which serve as conserved quantities of H . A vison excitation is said to exist at plaquette p when G_p has eigenvalue -1 . A spinon excitation is a direct violation of the low energy conditions that minimise the dominant J term in a star s in the Hamiltonian Eq. (1). Both excitations are gapped. (The vison gap appears only perturbatively, once the transverse fields are turned on.)

The CGS ladder depicted in Fig. 1(a) can be effectively mapped into a quasi-1D \mathbb{Z}_2 lattice gauge model, depicted in Fig. 1(b). Only the gauge spins σ on the links ℓ are retained as degrees of freedom, and the first term in the Hamiltonian can then be written in terms of the usual toric code star operators involving the four bonds connected at a given site [21],

$$H = -\lambda \sum_s \prod_{\ell \in s} \sigma_\ell^z - \Gamma \sum_\ell \sigma_\ell^x, \quad (3)$$

where λ and Γ are appropriate energy scales. This \mathbb{Z}_2 ladder shares the same local gauge symmetry (here generated by B_p) and quasiparticle excitations, spinons (violations of the low energy conditions that minimise the dominant λ term in a star s) and visons (corresponding to eigenvalues $B_p = -1$), as the CGS ladder. Their correspondence is discussed in detail in Sec. IV, where the couplings of the effective \mathbb{Z}_2 ladder, λ and Γ , are obtained from the microscopic couplings J and Γ_0 of Eq. (1) through the numerical comparison of the spinon gap and hopping amplitudes.

Consider the regime $T \lesssim \Gamma \ll \lambda$, where temperature is much smaller than the spinon gap ($\sim \lambda$) and generally

smaller than the transverse field, but much larger than the vison gap ($\sim \Gamma^2/\lambda$); and consider an initial state with a single spinon localised on a given site. The spinon number is effectively conserved in this regime¹, and therefore the spinon behaves as a tight-binding particle evolving in time due to the transverse field Γ , propagating through a background of thermally distributed visons. Because of the small matrix elements associated to vison dynamics, the visons are quasi-static on the time scale of spinon hopping. This is the same physical regime considered in Refs. 16 and 17 for 2D, but now in quasi-1D.

The virtue of the quasi-1D geometry proposed here is that the presence of visons halts the spinon propagation altogether. Indeed, there are two paths for the spinon to move between adjacent sites, as shown in Fig. 2(a): along the top or the bottom link of a plaquette (akin to the two arms of an interferometer). The presence of a vison on a plaquette gives rise to perfect destructive interference of the two paths, because of the π phase shift due to mutual semionic statistics. Therefore the presence of visons cuts the quasi-1D system into finite disconnected subsystems: spinons can only propagate along segments containing no visons. Since the density of visons is close to a half in the limit of large temperature compared to the vison gap, the mean free path of the spinons should be of the order of one lattice spacing.

This fragmentation of the spinon propagation, which trivially leads to a localised wave function, can be comparatively tested against the scenario where a large longitudinal field is applied on, say, the bottom links of the 2-leg ladder, see Fig. 2(b). The presence of this field favours the gauge spins on the bottom links to point along the Zeeman-preferred direction, thus suppressing spinon propagation. This in turn reduces the destructive interference and increases the spinon mobility along the quasi-1D ladder. In the limiting case where the spins on the bottom links are pinned and the spinon can only propagate along the top path, there is no quantum interference at all and free tight-binding propagation is unimpeded. This delocalisation of the spinon as the bottom leg become polarised provides a signature of the semionic statistics between spinons and visons.

In any currently available noisy intermediate-scale quantum (NISQ) devices, certain degrees of noise or disorder are unavoidable, due for instance to non-zero operating temperature or cross-talk between qubits [25]. Hence, in the next section, we study in detail the spinon propagation in the background of thermally distributed visons with and without effects of noise and disorder, and compare them with classical diffusion. At last, we examine how vison dynamics affects the spinon propagation.

III. STUDY OF THE \mathbb{Z}_2 LADDER

In order to account for the additional details implied by a noisy environment, we focus for simplicity on the limit where the CGS ladder is well approximated by the \mathbb{Z}_2 ladder model (i.e., a toric-code-like Hamiltonian), which in turn can be described as a model of tight-binding spinons (with hopping amplitude Γ) on the sites of a 1D chain, with quasi-static stochastic visons on the bonds. The vison energy scale is taken to be negligibly small, and their density is $\rho_v = 1/2$ throughout our work.

As discussed in Sec. II, visons disconnect an ideal 1D chain into separate segments. This distinctive effect due to mutual semionic statistics is a promising experimentally viable route to a signature of quantum spin liquid behaviour, as well as a test of quantum mechanical coherence in the system. Here we investigate how this signature withstands potential disruptive effects due to static disorder (both in the form of a random onsite potential and in the form of random hopping terms), as well as when the visons are endowed with slow stochastic dynamics. In particular, it will be important to contrast the behaviour of the quantum system to that of a classical particle performing a diffusive random walk on a disordered 1D chain – if we are indeed to devise reliable signatures of quantum interference effects.

We are generally interested in implementing our model on, and in testing noisy quantum simulators. Therefore we include a dephasing Lindblad term in our model, of strength γ . To reduce the parameter space, we set for convenience $\gamma = \Gamma/2$, and we also set the spinon hopping amplitude $\Gamma = 1$ as our reference energy/frequency scale. Our choice for the dephasing strength leads to a substantial suppression of the quantum oscillatory behaviour in the spinon wavefunction. This also makes it easier to interpret the behaviour at short to intermediate times (with respect to the characteristic unit of time, $1/\Gamma$). Different values of γ could easily be studied but we do not expect them to qualitatively alter the conclusions of our work with respect to the long time behaviour.

To investigate numerically the signatures of quantum spin liquid behaviour rooted in the mutual semionic statistics of the excitations, namely in the interference effects on a spinon wavefunction due to the presence of visons, we solve the dynamical equation for a spinon on a chain of length $L = 25$ by utilising the vectorised form of the density matrix [26]. This leads to ordinary differential equations which we then solve numerically. In Sec. III A, we compute a wavefunction $|\Psi(x, t)|^2$ to illustrate the role of visons on the propagation of the spinon in our base \mathbb{Z}_2 model. We then proceed to contrast the effects of diagonal and off-diagonal disorder by computing the average squared displacement of the spinon in time, $\langle x^2 \rangle$, in Sec. III B. We finally consider the effects of random stochastic fluctuations in the vison configuration in Sec. III D.

One final note is in order. Given that our tight-binding particles are in fact emergent quasiparticles in a spin sys-

¹ The long spinon lifetime in the limit of small Γ/λ is analogous to the exponentially long lifetime of doublons in the Hubbard model in the large- U limit [22–24].

tem, one ought to account for the dissipative coupling to the latter. This leads to what was dubbed ‘dephasing with strings attached’ [27]. In the parameter range of interest in our work however (namely, for $\gamma = \Gamma/2$ and finite size and time scales) we find that the strings only lead to minimal quantitative differences that can be safely ignored.

A. Base model

Our effective clean reference model is a spinon hopping on a 1D chain, with amplitude $\Gamma = 1$ and Lindblad dephasing $\gamma = \Gamma/2$, governed by the dynamical equation

$$\dot{\rho}_{ss'} = -i[H, \rho]_{ss'} - \gamma(1 - \delta_{ss'})\rho_{ss'}, \quad (4)$$

where s, s' label the position of the spinon, and its Hamiltonian reads

$$H = -\Gamma \sum_{s=1}^{L-1} \left(\hat{b}_s^\dagger \hat{b}_{s+1} + \text{h.c.} \right), \quad (5)$$

with Γ being the hopping amplitude and $\hat{b}_s^\dagger, \hat{b}_s$ the bosonic operators creating and annihilating a spinon on site s .

Static visons are randomly placed with density $\rho_v = 1/2$ on the bonds of the chain, thereby disconnecting it by switching the corresponding hopping term Γ to zero. In this limit, the effect of mutual statistics between spinons and visons is dramatic. For example, a spinon initially localised on a given site along the chain can only relax to a wave function with finite support (Fig. 3), that can be computed exactly (see App. B). This is in stark contrast with the case where mutual statistics is switched off (equivalently, the visons are removed from the system), and the wave function can relax and become uniformly delocalised across the chain.

We simulate a chain of length $L = 25$ with open boundary conditions, governed by Eq. (4). We implement a vectorized form of the density matrix [26] leading to ordinary differential equations, which we then solve numerically to obtain the spinon wavefunction $\Psi(x, t)$. When visons are present in the system (equivalently, in presence of mutual semionic statistics) we average our results over $10 \cdot 2^{10}$ infinite temperature vison configurations with average vison density $\rho_v = 1/2$. The resulting behaviour of $|\Psi(x, t)|^2$ is illustrated in Fig. 3.

B. Disorder

We next investigate how robust this signature of mutual semionic statistics and quantum spin liquid behaviour is to the presence of both diagonal and off-diagonal disorder. Diagonal disorder is expected to lead to localisation of the spinon, possibly inducing a behaviour similar to disconnecting the chain into segments

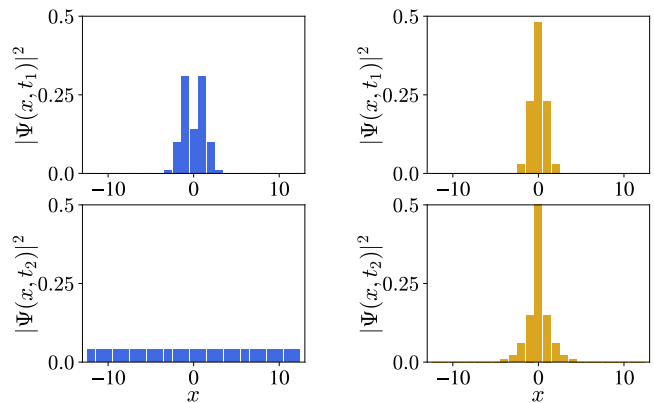


FIG. 3. Histograms of the spinon wavefunction $|\Psi(x, t)|^2$ as a function of position x (in units of lattice spacing) at different times, for our base model Eq. (4) on a chain of length $L = 25$, after the spinon was initially localised in the middle of the system. Top panels: time $t_1 = 1$ in units of $1/\Gamma$. Bottom panels: time $t_2 = 100$. The right vs left panels illustrate the remarkable effect of the presence vs absence of mutual semionic statistics, respectively. The wavefunction profile $|\Psi(x, t)|^2$ has been averaged over $10 \cdot 2^{10}$ infinite temperature vison configurations with average vison density $\rho_v = 1/2$.

due to the presence of visons. (This same point has already been investigated in higher dimensions [17, 28], where it was shown that the effect of disorder is significantly different, and weaker, than the effect of visons and mutual statistics.) Off-diagonal disorder also generically leads to localisation in 1D systems; moreover, it can allow hopping across bonds that would otherwise be disconnected because of perfect destructive interference in presence of visons.

We discuss here the effects of longitudinal and transverse disorder directly on the spinons, whilst keeping the visons randomly distributed and static. However, one should note that what we refer to here as transverse terms give rise to onsite energies for the visons, whereas longitudinal terms give rise to vison hopping amplitudes. The former are unlikely to affect our conclusions, as random pinning energies do not introduce vison correlations. The latter on the other hand introduce random quantum fluctuations in the vison configuration; we refer the reader to Sec. III D for an approximate study of their effect.

Fig. 4 shows the results in presence of random fluctuations of the onsite energy (diagonal disorder, $w_s^{(d)}$, Gaussian distributed with zero mean and standard deviation σ_0) and random hopping amplitudes (off-diagonal disorder, $w_{s,s'}^{(o)}$, again Gaussian distributed with zero mean and standard deviation σ_1),

$$H_{\text{dis}} = \sum_{s=1}^{L-1} w_{s,s'}^{(o)} \left(\hat{b}_s^\dagger \hat{b}_{s+1} + \text{h.c.} \right) + \sum_{s=1}^L w_s^{(d)} \hat{b}_s^\dagger \hat{b}_s. \quad (6)$$

We then proceed to solve Eq. (4) as before, but this time we add Eq. (6) to the Hamiltonian in Eq. (5). We com-

pute the average squared displacement $\langle x^2 \rangle$ (where position is measured in units of lattice spacing) as a function of time (in units of $1/\Gamma$), after the spinon is initialised at the centre of the chain, contrasting the behaviour with and without visons (which is equivalent to switching on or off the mutual semionic statistics). The results are then averaged over 2^{10} disorder realizations in which visons are randomly distributed with density $\rho_v = 1/2$ on the bonds of the chain.

We considered the two types of disorders separately for convenience, and we checked that indeed their simultaneous presence does not lead to any significantly different cooperative behaviour. We include for comparison the semi-analytical solution of the case without disorder (see App. B).

The offset (notable at short times) between the case with and without visons is due to the destructive interference which takes place on a site immediately next to the initial position, i.e., the presence of a vison in a plaquette adjacent to the initial position cuts the chain and thus locks the spinon on the initial site. Correspondingly, we see that the offset vanishes for $w_{s,s'}^{(o)} \rightarrow 1$.

For weak disorder, we see a clear difference between the motion of a spinon in the presence or absence of visons. In the latter case, the spinon ballistically reaches the edges of the system ($\langle x^2 \rangle \simeq 50$ in our case). In the former, it saturates at a displacement of the order of a lattice spacing. The distinction survives up to very strong diagonal disorder. On the contrary, we see it becoming weaker and weaker as off-diagonal disorder becomes comparable to the spinon hopping energy scale, $w_{s,s'}^{(o)} \sim \Gamma \sim 1$. This is to be expected, and it will be a caveat to keep in mind when thinking about possible implementations on quantum simulator platforms.

We conclude that (at least up to off-diagonal disorder strengths of the order of half the hopping amplitude) the striking difference between the behaviour of spinons in presence or absence of visons can clearly be used as signature of quantum coherence, mutual semionic statistics and quantum spin liquid behaviour.

C. Classical diffusion

When attempting to find witnesses of any effects due to quantum coherence and interference, it is important to rule out possible competing classical (i.e., incoherent) processes that may lead to the same behaviour. In this case, one may be concerned about the limiting case where the spinons behave as incoherent stochastic particles random-walking (RW) on a strongly disordered 1D chain. The latter can in fact result in what looks like sub-diffusive or even ‘localised’ behaviour at intermediate times.

We compare the behaviour of our base system in presence of visons to a RW particle in 1D in presence of pinning disorder Gaussian distributed with zero mean and standard deviation $\sigma = 0, 1, 2, 5, 10$, where stochas-

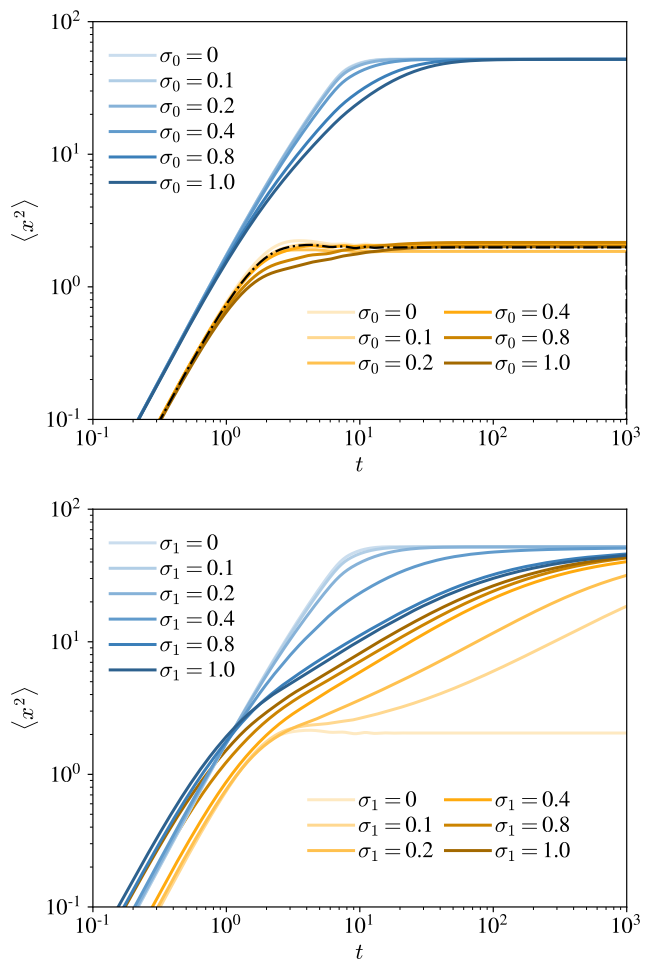


FIG. 4. Comparison of the effects of random onsite disorder (zero mean and standard deviation σ_0), top panel, and random hopping amplitudes (zero mean and standard deviation σ_1), bottom panel. In all cases the behaviour of $\langle x^2 \rangle$ (in units of lattice spacing) vs time t (in units of $1/\Gamma$) was computed with dephasing $\gamma = \Gamma/2$, hopping $\Gamma = 1$, and averaged over 2^{10} disorder realisations for system size $L = 25$; the blue-palette curves correspond to propagation in the absence of visons, and the orange-palette ones to the presence of visons (in which case, the random vison configuration was also changed with each disorder realisation). In the top panel we also show the semi-analytical solution of the case without disorder (dash-dotted black line), detailed in App. B.

tic hopping is assumed to satisfy detailed balance with respect to the disorder at temperature $T = 1$. The customary interpretation of Monte Carlo time as real time is assumed.

The results are shown in Fig. 5 and Fig. 6. The two behaviours are potentially distinguished by their short time regime $t \lesssim 1$ (in units of $1/\Gamma$ for the quantum chain, and in units of the Monte Carlo hopping time for the RW particle), which ought to be $\langle x^2 \rangle \sim t^2$ vs $\langle x^2 \rangle \sim t$ (quantum ballistic vs classical diffusive behaviour). However, accessing short times and short distances is often chal-

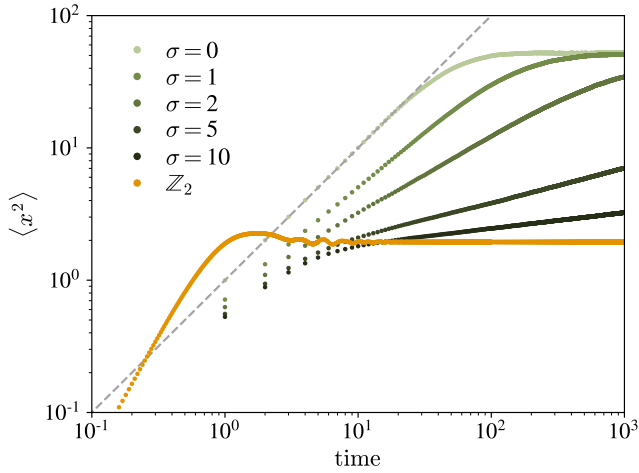


FIG. 5. Squared displacement $\langle x^2 \rangle$ vs time t for a spinon moving along a \mathbb{Z}_2 gauge chain (initialised in the middle of an $L = 25$ chain), for intermediate dephasing $\gamma = \Gamma/2$ where $\Gamma = 1$ is the hopping. This is contrasted to the behaviour of a classical 1D RW in presence of random onsite pinning energies, Gaussian distributed with zero mean and standard deviation $\sigma = 0, 1, 2, 5, 10$, at finite temperature $T = 1$. The data for the \mathbb{Z}_2 gauge chain are averaged over $10 \cdot 2^{10}$ random vison configurations, and those for the RW process are averaged over 10^4 histories.

lenging and sometimes unreliable in quantum simulators and experiments; this is indeed the case in D-wave machines (see Sec. A).

At late times, it would be difficult to discern the two cases for, say, $\sigma \simeq 10$. However, one can elegantly resolve this dilemma by comparing the behaviour of the \mathbb{Z}_2 ladder with a modification thereof where the spins on the bottom leg are pinned by a large magnetic field. With these spins fixed, the system reduces to a 1D ferromagnetic Ising chain, and the spinon becomes a trivial domain wall (kink) therein. The toric code physics and the visons are killed in the process, and the behaviour in the base model reverts to that of the \mathbb{Z}_2 ladder *without visons*, see the left panels in Fig. 3 and the blue curves for $\sigma_{0,1} = 0$ in Fig. 4. On the contrary, this change makes little difference to the RW particle on a disordered ladder; even if it is no longer able to hop onto the bottom sites of each plaquette, it will behave in the same way. In summary, the difference between the behaviour of the \mathbb{Z}_2 ladder with and without a strong uniform pinning magnetic field on the bottom leg spins (see panel (b) in Fig. 1) provides a reliable signature of quantum coherence and semionic statistics over classical RW motion.

D. Stroboscopic vison dynamics

So far we assumed the visons to be quasistatic on the time scales of the spinon motion. This is reasonable so long as transverse terms for the visons are negligibly

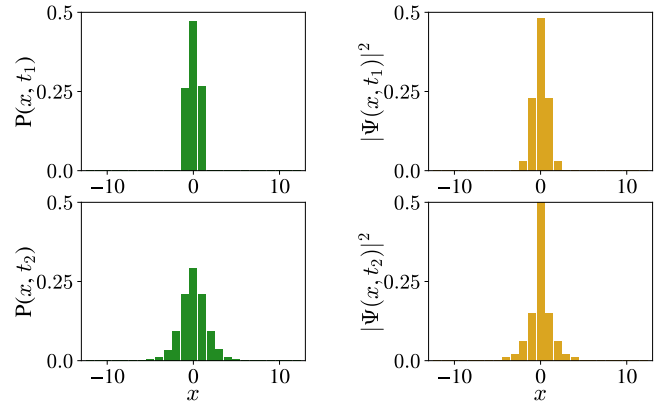


FIG. 6. Probability distribution for a classical RW particle on a disordered 1D chain (left panels) in presence of strong disorder (Gaussian distributed with standard deviation $\sigma = 10$, $T = 1$), and $|\Psi(x, t)|^2$ for the spinon in our \mathbb{Z}_2 ladder (right panels), after initialising the particle/spinon in the centre of the system of size $L = 25$. Top panels: time $t_1 = 1$. Bottom panels: time $t_2 = 100$. (Here we make the working assumption that the characteristic inverse hopping time scale in the dissipative quantum system corresponds to the conventional unit time in Monte Carlo simulations of a particle performing a RW.) The RW probability distribution profile is averaged over 10^4 histories and the spinon wavefunction $|\Psi(x, t)|^2$ for the \mathbb{Z}_2 ladder is averaged over $10 \cdot 2^{10}$ random vison configurations.

small compared to the spinon hopping².

Vison dynamics is however expected to play an important role at long times, when it is capable of (re)moving the cuts to spinon motion due to destructive mutual statistics interference. This allows spinons to travel to larger and larger distances, and the initially localised wave function will gradually spread out in a likely diffusive way (at least if the vison dynamics is stochastic).

It would therefore be interesting to see what effect vison motion might have on our results. Unfortunately, solving the full quantum mechanical system at finite temperature, including both spinon and vison dynamics, is beyond reach even for the relatively small systems and short time scales studied here.

In order to investigate this crossover from the initial localised behaviour (which we aim to use in order to probe \mathbb{Z}_2 quasiparticle behaviour and quantum phase coherence in the system) to the late time spreading due to vison motion, we devised the following toy model of stroboscopic evolution. We ran simulations that alternate the quantum evolution of the spinon wave function for a time interval δt with stochastic attempts to update the vison configuration at a single lattice site (i.e., updating the

² As a matter of fact, they ought to be smaller than the vison energy cost, otherwise they can induce a phase transition out of the topological spin liquid phase that gives rise to the visons and spinons and their mutual statistics

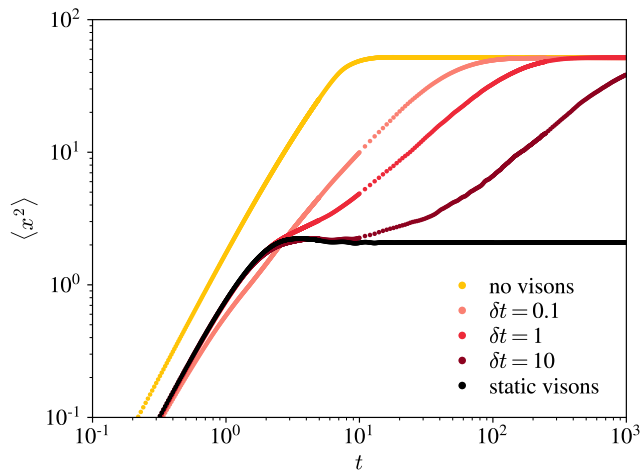


FIG. 7. Behaviour of the spinon in our \mathbb{Z}_2 ladder in presence of stochastic vison dynamics with characteristic time scale δt (as discussed in the main text). These results were obtained for chains of size $L = 25$, and time is expressed in units of $1/\Gamma$ ($\Gamma = 1$). The limit $\delta t \gg 1$ reproduces the earlier result for static visons (black curve). The case without mutual semionic statistics (equivalently, no visons in the system) is also shown for reference (yellow curve). The system crosses over to trivially diffusive behavior as δt is reduced (shown by curves in progressively lighter shades of red). One can approximately identify a threshold around $\delta t \sim 1$ below which our proposed signature of the mutual semionic statistics becomes no longer viable (middle curve in the figure). The results for dynamical visons are averaged over 2^{10} histories with characteristic timescale δt (starting from a random vison configuration of density $\rho_v = 1/2$). For the static visons, the data are averaged over 2^{10} random vison configurations of density $\rho_v = 1/2$.

two adjacent bonds, as required by their emergent quasi-particle nature). For convenience, instead of performing the vison updates at regular time intervals δt , we performed them at random times drawn from a Poissonian distribution of characteristic time scale δt . The two approaches are equivalent at long times, and the latter avoids aliasing effects at short times caused by a regular stroboscopic pattern. We compute the spinon displacement after initialising it in the middle of a chain of length $L = 25$ by averaging over 2^{10} histories for the given δt (starting from a random vison configuration of density $\rho_v = 1/2$).

For $\delta t \gg 1$ (recall that time is measured in units of $1/\Gamma$, with $\Gamma = 1$), we expect to recover the quasistatic limit used in the main text, and thence the results obtained so far; for $\delta t \ll 1$, we expect instead the vison configuration to thermalise well within the spinon dynamics time scales of interest in this work, and quantum diffusive behaviour ensues. The results of the stroboscopic vison dynamics model are illustrated in Fig. 7. As usual, we set the hopping amplitude $\Gamma = 1$, and correspondingly we set the unit of time ($\sim 1/\Gamma$). Within the remit of validity of this toy model, we see that the results in the main text hold for sufficiently slow stochastic vison dynamics ($\delta t \gtrsim 1$)

– namely, so long as an intermediate-time localisation plateau around $\langle x^2 \rangle \sim 1$ is sufficiently prominent.

IV. CONNECTION BETWEEN THE MICROSCOPIC CGS LADDER AND THE EFFECTIVE \mathbb{Z}_2 LADDER

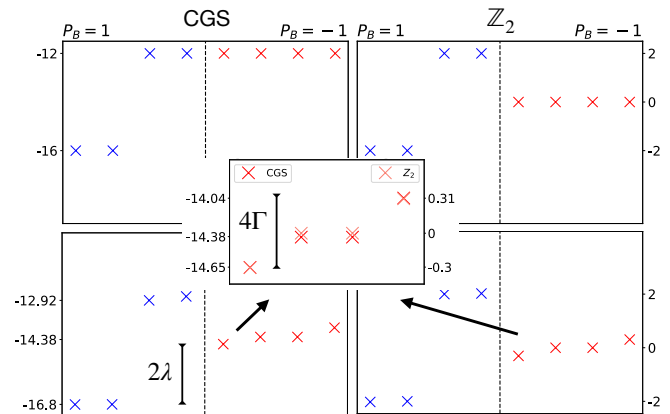


FIG. 8. Energy spectrum of two coupled stars of the CGS and \mathbb{Z}_2 ladder, with fixed couplings $J = 1$ for the CGS and $\lambda = 1$ for the \mathbb{Z}_2 ladder. Only the lowest 8 energies are shown for each panel, and the vertical dashed lines separate the cases of even (blue) and odd (red) number of spinons. In top two panels, the transverse fields are set to zero, $\Gamma_0 = 0 = \Gamma$. The ground states for both ladders are 2-fold degenerate, with no spinons and the two coupled stars in their lowest energy state, $E_{\text{star}}^{\text{CGS}} = -8$ and $E_{\text{star}}^{\mathbb{Z}_2} = -1$. The first and second excited states correspond to single spinon excitation on either of the stars and two-spinon configuration respectively. Notice that the first and second excited states of CGS ladder are exactly degenerate when $\Gamma_0 = 0$ as described in the main text. Transverse fields are turned on in the bottom two panels, $\Gamma_0 = 0.6$ for the CGS case and $\Gamma = 0.1525$ for the \mathbb{Z}_2 case. In the odd case ($P_B = -1$), the four degenerate first excited states split into three different energies, and the difference between the lowest and the highest, associated to the spinon hopping, is exactly 4Γ in the \mathbb{Z}_2 ladder, labelled in the inset. The inset shows that the hopping energy scales are the same for CGS and \mathbb{Z}_2 ladders when $\Gamma_0 = 0.6$ and $\Gamma = 0.1525$ respectively. The spinon gap, defined as the difference between the ground state energy and first excited state (specifically the gap to the 2 middle degenerate states), is exactly 2λ in the \mathbb{Z}_2 case, labelled in the lower left panel.

In this section we connect the microscopic model, Hamiltonian Eq. (1), to the effective model, described by Eq. (3). Both models, depicted in Fig. 1(a) and 1(b), admit *exact* local \mathbb{Z}_2 gauge symmetries, the former via plaquette operators G_p of Eq. (2) (as described in Ref. 20), and the latter by operators B_p that are the products $\sigma_\ell^x \sigma_{\ell'}^x$ of spin operators on the links ℓ and ℓ' bounding plaquette p .

We begin by considering a single star of the CGS ladder, corresponding to a term labelled by s in the first line of Eq. (1a). The spectrum of these isolated stars

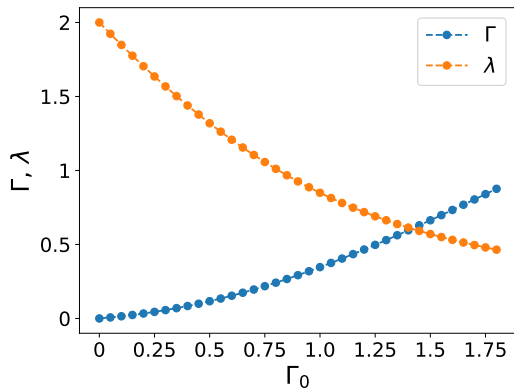


FIG. 9. Effective couplings λ (orange) and Γ (blue) of the \mathbb{Z}_2 ladder as a function of Γ_0 of CGS ladder when $J = 1$. The transverse field parameter Γ defines the spinon hopping energy scale, λ sets the spinon gap in \mathbb{Z}_2 ladder, and both can be obtained from analysing the energy spectrum of CGS ladder, as shown in Fig. 8. As Γ_0 increases, Γ increases and λ decreases, and the two cross around the point when $\Gamma_0 = 1.4$.

can be obtained exactly. The ground state has energy $E_0 = -4\sqrt{(2J)^2 + \Gamma_0^2}$ and it is 8-fold degenerate. These states have positive parity, i.e., the product of the four gauge spins on the legs of the star equals $P = +1$. The first excited state has energy $E_1 = -\sqrt{(4J)^2 + \Gamma_0^2} - 3|\Gamma_0|$ and it is also 8-fold degenerate, but with negative parity, $P = -1$. The second excited state is 32-fold degenerate, has $P = +1$, and energy $E_2 = -\sqrt{(4J)^2 + \Gamma_0^2} - |\Gamma_0|$. (Notice that for $\Gamma_0 = 0$ the first and second excited states become degenerate.)

Next we consider two coupled stars, as depicted in Fig. 1(c). We are particularly interested in the spinon gap and the spinon hopping amplitude. We pin the outer gauge spins to analyse separately the cases with even (0 or 2) and odd (1) number of spinons on the two-star system. For the even case, we pin all four gauge spins on the boundaries to $\sigma^z = +1$. For the odd case, we pin three to $\sigma^z = +1$ and the remaining one oppositely, $\sigma^z = -1$, as depicted in Fig. 1(c). We then diagonalise the system of 8 matter spins (4 in each star) and 4 gauge spins (2 on each of the upper and lower legs).

In Fig. 8 we show the spectrum for the two-star assembly for the CGS ladder case (left) and compare it to the equivalent two-star assembly for the \mathbb{Z}_2 ladder case (right). We show the first 8 low energy states for each case. We fix the couplings $J = 1$ in the CGS ladder. The top panel shows the spectrum for $\Gamma_0 = 0$. (Notice that the first and second excited states become degenerate in the CGS system when the transverse field Γ_0 is switched off, as discussed above.) The labels on the levels correspond to the signs of σ^z for the mobile gauge spins on the upper and lower links [coloured in orange in Fig. 1(c)]. In the region labeled as even ($P = +1$), there are no spinon defects in the case of the lower energy levels, and there are two spinons – one on each of the two stars – in the case of the higher energy levels. The two-fold degeneracy

of these states corresponds to the choices of signs of the gauge spins on the upper and lower links. In the region labeled as odd, there is only one spinon, which can sit in one star or the other. There are four such states, again labeled by the signs of σ^z for the gauge spins on the upper and lower links. The spectrum for the \mathbb{Z}_2 ladder case is shown on the right panel for comparison.

The lower panel of Fig. 8 shows the spectrum once the transverse field Γ_0 is turned on ($\Gamma_0 = 0.6$) in the CGS system. On the right we show the spectrum for the equivalent two-star segment of the \mathbb{Z}_2 ladder system for $\lambda = 1$ and $\Gamma = 0.1525$. In both the CGS ladder and the \mathbb{Z}_2 ladder cases, the spinons can hop between the two stars due to the transverse fields, which results in the energy level splitting shown on the side labeled odd, for both cases. We show in the inset a magnified window in which the splittings can be better observed. Notice that the four states in the odd case (which are degenerate when $\Gamma_0 = 0 = \Gamma$) split into three different energies with degeneracies 1, 2, and 1, respectively. These states (and degeneracies) are understood as follows. The operators G_p in the case of the CGS ladder and B_p in that of the \mathbb{Z}_2 ladder commute with the Hamiltonians Eq. (1a) and Eq. (3), respectively. The eigenvalues of these operators relate to the presence or absence of a vison within the plaquette. In the absence of a vison, the spinon can hop between the two stars, leading to a symmetric and anti-symmetric splitting. In the presence of a vison, the hopping is switched off (due to perfect destructive interference), and the two levels remain exactly degenerate. The energy splittings among these four states, homologous in the CGS ladder and in the \mathbb{Z}_2 ladder, allow us to read off the effective couplings.

Explicitly, the couplings λ and Γ of Eq. 3 can be directly extracted from the CGS energy spectrum, where the energy difference between the lowest and the highest of the splittings of first excited states is 4Γ , and the spinon gap, defined as the difference between the ground state energy and first excited state (specifically the gap to the 2 middle degenerate states), is exactly 2λ in the \mathbb{Z}_2 case, shown in Fig. 8. Fig. 9 shows the dependence of the couplings λ and Γ on the applied transverse field Γ_0 in the CGS ladder. Near $\Gamma_0 = 1.4$, λ and Γ become comparable. (We remark that when $\lambda < \Gamma$ the state with a spinon becomes the ground state, signalling the onset of spinon condensation; the precise ratio Γ/λ for the phase transition, however, cannot be extracted from the simple two-star calculation.)

V. CONCLUSION

In this work, we considered the implementation of topological quantum spin liquid phases – specifically, \mathbb{Z}_2 spin liquids – in programmable quantum devices, using combinatorial gauge symmetry. We focused our attention on probing such exotic, highly entangled states and on devising smoking-gun measurements that enable us to

determine their presence, using the fractional statistics of their topological excitations. We designed and studied quasi-1D architectures where we demonstrate that quasiparticle interferometry leads to distinct signatures of the underlying spin liquid behaviour. We tested the robustness of these effects against disorder and dephasing, which are expected to be present in noisy quantum programmable devices (and in experimental settings in general).

Our results show how spinon transport along a ladder is curtailed by destructive interference in presence of visons. Contrasting this behaviour to the motion of the spinon when one leg of the ladder is pinned by a strong applied field – thus removing interference effects – produces a distinct signature of the non-trivial mutual statistics.

While on the one hand our design and results can be used to establish the presence of these exotic topological phases of matter, they can also conversely be used to test the ‘quantumness’ of the platform on which the quantum spin liquid is realised. Indeed, the signature that we propose relies on exquisitely quantum interference effects (due to fractional statistics) that are spoiled once enough dephasing prevents the wave function of a spinon to interfere with itself after propagating on the lattice along different paths.

In Appendix A, we investigate the possible implementation of our scheme on a D-wave machine. Our results show that the DW-2000Q simulator lies just outside the low temperature limit where topological phase coherence effects become observable in the form of destructive interference due to mutual statistics. Foreseeable improvements might bring this architecture within reach of implementing quantum spin liquid phases in the near future.

Several other platforms have been made available by recent advances in programmable quantum devices where one could repeat our study, such as QuEra [29], a Rydberg-atom based computing platform. Some of them may already be in the parameter regime where our non-trivial signature of fractional statistics can be observed.

In this work we focused on quasi-1D systems as they provide some of the simplest implementations, largest systems (by embedding a meandering 1D line in 2D), and clearest signatures of quantum coherence and fractional statistics. However, the topological nature of the quasiparticle excitations in quantum spin liquids leads to important signatures also in 2D, as already pointed out in Refs. 16 and 17. Further work in this direction is ongoing but it is beyond the scope of the present paper.

For our purpose, we considered it sufficient to model the vison dynamics as a classical stochastic process. However, more subtle effects could derive from the interplay of vison and spinon dynamics. Their investigation is a significantly taller order and is an interesting direction for future work.

ACKNOWLEDGEMENTS

We are grateful to Dmitry Green, Andrew King, Mohammad Amin, Richard Harris, and Jack Raymond for insightful discussions. This work was partly supported by the Engineering and Physical Sciences Research Council (EPSRC) Grants No. EP/K028960/1, No. EP/P034616/1, and No. EP/T028580/1 (C.C.), by the U.S. Department of Energy (DOE), Office of Science, Basic Energy Sciences (BES) under Award #DE-SC0021346 (O.H.), and by the DOE Grant No. DE-FG02-06ER46316 (S.Z. and C.C.).

Appendix A: D-Wave embedding and implementation

The results presented in the main text show that: (i) it is possible to realise a CGS ladder with an *exact* local \mathbb{Z}_2 gauge symmetry using Hamiltonian Eq. (1) containing only physical 1- and 2-spin interactions; and (ii) there is a window of parameters, e.g., disorder strength and dissipation rates, within which it is possible to observe qualitative differences in behaviour that reflect the mutual statistics of spinons and visons. In this Appendix we argue that Hamiltonian Eq. (1) can be implemented in a DW-2000Q device with an extra gadget,

$$H = - \sum_s \left[J \sum_{\substack{a \in s \\ i \in s}} W_{ai} \sigma_i^z \mu_a^z + \Gamma_0 \sum_{a \in s} \mu_a^x \right] - \sum_{\ell} \left[K \sigma_{\ell-}^z \sigma_{\ell+}^z + \Gamma_0 \sum_{i \in \ell} \sigma_i^x \right], \quad (\text{A1})$$

where a ferromagnetic term K favours the alignment of two neighbouring gauge spins ℓ_- and ℓ_+ on a link ℓ , to realise a single effective gauge spin, as depicted in Fig. 10(a). This CGS ladder with K -couplings also possesses the combinatorial gauge symmetry that gives rise to the \mathbb{Z}_2 spin liquid phase, and it can also be mapped to the same quasi-1D toric code with Hamiltonian Eq. (3), depicted in Fig. 1(b).

We proceed to extract the connection between the couplings of Hamiltonian Eq. (A1) and those of the effective model with Hamiltonian Eq. (3), similarly to the study in Section IV. We isolate two CGS stars and couple them via the second line of Eq. (A1), and study the low energy spectrum of this system. The outer gauge spins are pinned in order to analyse separately the cases of odd and even number of spinons; the odd case is depicted in Fig. 10(d).

Fig. 11 shows the lowest 8 energy states for both even (0 or 2) and odd (1) number of spinons, separated by vertical dashed lines. The spectrum of the two-star assembly of the CGS ladder with K -couplings is shown on the left panels, and that of the equivalent two-star assembly of the \mathbb{Z}_2 ladder is shown on the right ones. We fix

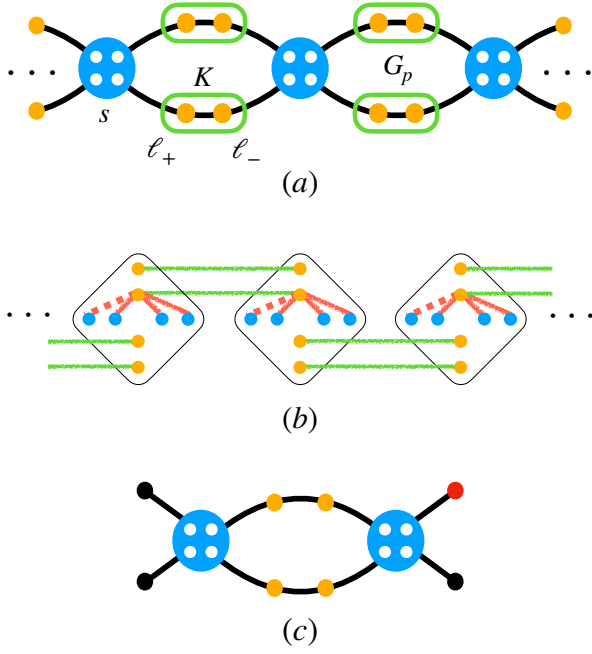


FIG. 10. Diagrams of CGS ladder with additional K -couplings and its embedding onto the D-Wave chimera architecture. (a) Geometry of the CGS ladder with two gauge spins (orange dots) at ℓ_{\pm} on each link ℓ , and four matter spins (white dots) on each vertex (large blue discs) at site s . A strong ferromagnetic coupling of strength K forces the alignment of the two gauge spins that occupy the same link. The local \mathbb{Z}_2 symmetry is generated by G_p , that both flips the four gauge spins around a plaquette, and flips and permutes the states of the matter spins on the two stars neighbouring the plaquette. (b) The embedding of the geometry in (a) to the D-Wave DW-2000Q chimera architecture. Each unit cell (of 8 spins) embeds a star operator of the CGS ladder in which the horizontal spins (blue dots) are the matter spins, and the vertical spins (orange dots) are the gauge spins. Two adjacent stars are coupled by connecting the corresponding gauge spins with strong ferromagnetic fields (green lines). (c) Example of an isolated pair of coupled stars of the CGS ladder with the K -coupling, used to extract the effective spinon cost and hopping amplitude from the energy splittings in the spectrum. The boundary gauge spins are pinned to be three up (black dots) and one down (red dot) so the ground state of this configuration has exactly one spinon.

the couplings $J = 1$ and $K = 3$ in the CGS system, and $\lambda = 1$ in the \mathbb{Z}_2 ladder. The layout of energy spectrum for CGS ladder with K -couplings is identical to that of Fig. 8 in Section IV, in which the ground states are two-fold degenerate, and the first and second excited states are degenerate when $\Gamma_0 = 0$ (Fig. 11 top left panel). Notice that there is a universal down-shift of energy levels of the CGS ladder with K -couplings by 6 (in units of J) due to the ferromagnetic interactions of two gauge spins on the links with coupling strength $K = 3$. The spinon hopping amplitude can be extracted directly from the level splittings of the first excited states (corresponding

to the single spinon case) when the transverse field is turned on, $\Gamma_0 = 0.6$ in the CGS system and $\Gamma = 0.0375$ for \mathbb{Z}_2 ladder, shown in Fig. 11 lower panels. The inset shows a magnified window in which the splittings can be better observed. (We note that the the splitting is suppressed as compared to the case without K -couplings of Section IV.)

Explicitly, we obtain the couplings of Eq. (3) from the energy scales for the spinon gap, Δ_s , and the spinon hopping energy scale, Δ_h , labeled in Fig. 11. Fig. 12 shows the dependence of the energy scales Δ_h and Δ_s on the applied transverse field Γ_0 in the CGS ladder with K -couplings. The couplings λ and Γ of the \mathbb{Z}_2 ladder can be read off from

$$\begin{aligned}\lambda &= \Delta_s/2 \\ \Gamma &= \Delta_h/4.\end{aligned}$$

In particular, near the crossing where Δ_s and Δ_h are comparable, at $\Gamma_0 = 1.45$, we obtain $\lambda = 0.67$ and $\Gamma = 0.31$.

The DW-2000Q device has 16×16 unit cells with 8 qubits in each, in total 2048 qubits. Its qubit-qubit connectivity allows the CGS ladder shown in Fig. 10(a), with Hamiltonian Eq.(A1), to be implemented via the couplings shown in Fig. 10(c). A single spinon can be prepared by initialising the system in a corresponding z -basis configuration (Γ_0 initially off). The hopping can be activated by switching Γ_0 on for a certain amount of time, τ , via the reverse-annealing protocol. The position to which the spinon travels can be read off the final configuration, again in the z -basis (with Γ_0 switched quickly back to zero). The set of final configurations in such an experiment would allow one to extract the probability distribution for the final position of the spinon. Throughout this protocol one must keep Γ_0 below a threshold value so that multiple spinons are not generated, and instead only the single spinon imprinted in the initial condition is present at all times.

The proposed set of parameters is as follows. One can use $J^{\text{DWave}} = 1$, $K^{\text{DWave}} = 3$, which corresponds to physical values $J = 2.43$ GHz, $K = 7.27$ GHz.³ The transverse field should be turned on as quickly as possible to a programmable value Γ^{DWave} . The base temperature where D-Wave operates is around 13 mK, or 0.27 GHz. In the reverse-annealing protocol, when the transverse field Γ_0 is increased, the physical values of J and K are simultaneously decreased. For instance, for $\Gamma_0^{\text{DWave}} = 0.61$, which corresponds to a physical value $\Gamma_0 = 0.65$ GHz, $J = 0.46$ GHz.

These experimental parameters can be used to obtain the effective \mathbb{Z}_2 ladder coupling Γ , as discussed above. For $\Gamma_0/J \sim 1.45$ and $K/J = 3$, we find that $\Gamma/J \sim 0.31$ (this is the case for which the spinon hopping energy scale

³ When $K = 3J$ and $\Gamma_0 = 0$, the energy for the spinon to reside on a link or on a star coincide.

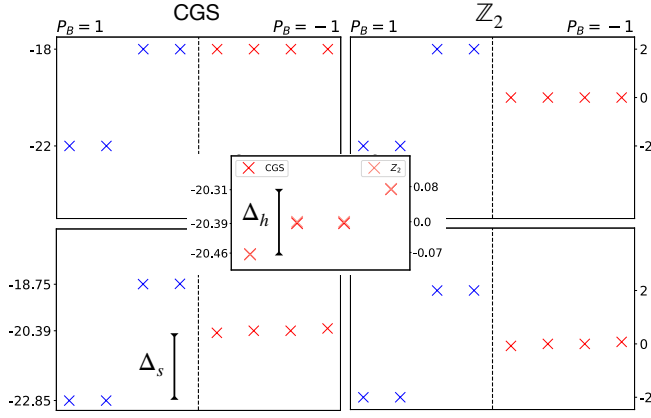


FIG. 11. Energy spectrum comparison between two coupled stars of the CGS ladder with K -couplings and the \mathbb{Z}_2 ladder. The couplings $J = 1$ and $K = 3$ are fixed for the CGS ladder and $\lambda = 1$ for the \mathbb{Z}_2 one. Only the 8 lowest energy levels are shown for each panel, and the vertical dashed lines separate the cases of even (coloured in blue and labelled as $P = 1$) and odd (coloured in red and labelled as $P = -1$) number of spinons. In top two panels, transverse fields are zero, $\Gamma_0 = 0 = \Gamma$, and the ground state energy for the CGS case is $E_0^{\text{CGS}} = -22$, where an energy -6 comes from two K -couplings connecting the gauge spins on the two links. Transverse fields are turned on in the bottom two panels, $\Gamma_0 = 0.6$ for the CGS with K -couplings and $\Gamma = 0.0375$ for the \mathbb{Z}_2 ladder. In the odd case, the four degenerate states of the first excited state split, and the hopping energy scale is the difference between the lowest and highest states, labelled as Δ_h in the inset. The hopping energy scale is 0.15 when $\Gamma_0 = 0.6$ and $\Gamma = 0.0375$, where the splitting in the \mathbb{Z}_2 ladder is exactly 4Γ . Notice that, compared to Fig. 8 in Section IV, the coupling K suppresses the splittings. The spinon gap Δ_s is defined as the difference between the ground state and the first excited states (specifically, the 2 middle degenerate states), as shown in the lower left panel.

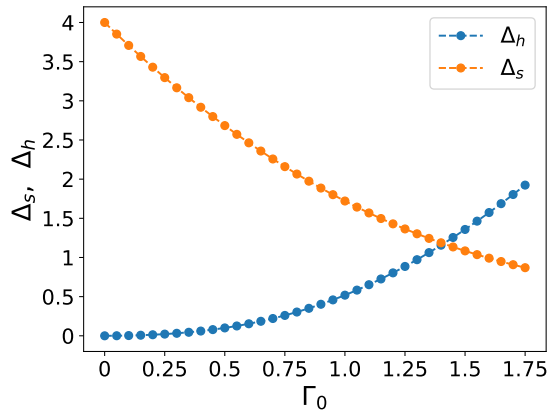


FIG. 12. Spinon energy gap Δ_s (in orange) and spinon hopping gap Δ_h (in blue) of the CGS model with K -couplings as a function of Γ_0 when $J = 1$ and $K = 3$.

is right below the spinon gap, see Fig. 12), corresponding to $\Gamma \sim 0.14$ GHz. This value is about 50% less than

the operating temperature, posing a first limitation in carrying out the experiment in a D-Wave-2000Q device. Second, the associated time scale is $\tau_\Gamma = \Gamma^{-1} \sim 7.14$ ns, a scale much smaller than the μs time scale for the reverse-annealing protocol. We conclude that the parameter space of the DW-2000Q device, at least in the version that is accessible on the cloud, does not allow to access the regime that we discuss in this paper. Nevertheless, these limitations, in principle, might be mitigated by hardware alterations. The more recent quantum annealing device, the D-Wave Pegasus, may allow for simpler wirings than those that we propose for the implementation in the DW-2000Q. And perhaps access to features beyond those available to the cloud users may allow for probing shorter time scales that could permit the observation of the spinon localisation that we predict in our work.

Appendix B: Analytic expression for the asymptotic long time spinon density and semi-analytical displacement of the spinon

In the long time limit, the wave function squared of a quasiparticle on the \mathbb{Z}_2 chain can be obtained analytically. The presence of randomly distributed static visons causes destructive interference in the propagation of the spinon. Therefore, the visons cut the chain into disconnected line segments for the spinon. Random distribution of visons means that the line segments for the spinon are sampled from the distribution

$$P(l, r) = \frac{1}{2^{l+1}} \frac{1}{2^{r+1}}, \quad (\text{B1})$$

where l and r are distances from the initial position to the left and to the right, respectively.

At long times, the thermal bath causes dephasing and thermalisation of the initial state, resulting in a uniform spinon density across each disconnected segment. Summing over segments of appropriately distributed lengths containing the initial position of the quasiparticle, we are then able to reconstruct the wave function squared

$$|\Psi(x)|^2 = \sum_l \sum_r \frac{1}{2^{l+r+2}} \underbrace{\frac{1}{l+r+1} \Theta(-l \leq x \leq r)}_{|\Psi^{(l,r)}(x,t)|^2},$$

where $\Theta(x) = 1$ if $x \in \langle -l, r \rangle$ and zero otherwise, and $|\Psi^{(l,r)}(x,t)|^2$ denotes the spinon density corresponding to the disconnected segment of length $l + r + 1$.

In Fig. 13 we show a comparison of the long time asymptotic spinon density, (absolute value square of its wave function) obtained from the numerics and from the analytical calculation over disconnected segments, Eq. (B1), discussed above. There are no appreciable differences as indeed we expect the disconnected segment

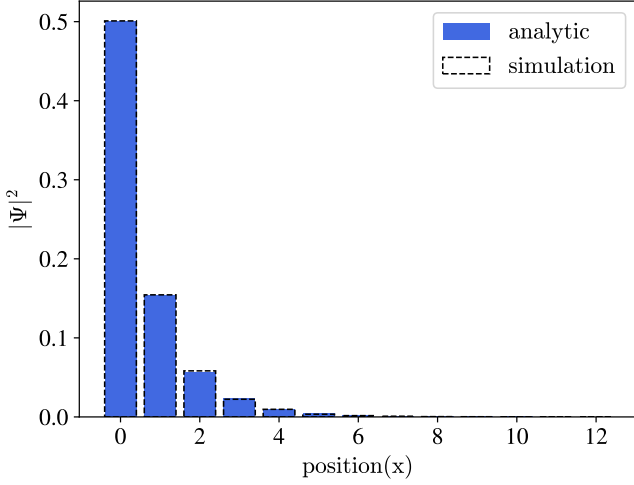


FIG. 13. Comparison between the analytical result (blue bars) and the simulated wave function (dashed bars) in the long time limit for the particle on the \mathbb{Z}_2 chain coupled to a thermal bath with dephasing rate $\gamma = \Gamma/2$, where $\Gamma = 1$ is a transverse field. The numerical data are averaged over 5120 vison configurations.

approximation to be asymptotically exact in the long time limit.

In the main text we also show a semi-analytical solution for the displacement of the spinon on the \mathbb{Z}_2 chain of length L as a function of time, see dash-dotted black line in Fig. 4. In this case, we first calculate numerically the spinon density $|\Psi^{(l,r)}(x,t)|^2$ over a disconnected segment by evolving the initial wave function, and then average over the segment length distribution discussed above,

$$|\Psi(x,t)|^2 = \sum_l \sum_r^{L/2} |\Psi^{(l,r)}(x,t)|^2 P(l,r). \quad (\text{B2})$$

The vison displacement is then readily obtained as

$$\langle x(t)^2 \rangle = \sum_l \sum_r^{L/2} \sum_{j=-l}^r x_j^2 |\Psi^{(l,r)}(x_j,t)|^2 P(l,r). \quad (\text{B3})$$

-
- [1] X. G. Wen, *International Journal of Modern Physics B* **04**, 239 (1990).
 - [2] J. M. Leinaas and J. Myrheim, *Il Nuovo Cimento B* (1971-1996) **37**, 1 (1977).
 - [3] F. Wilczek, *Phys. Rev. Lett.* **49**, 957 (1982).
 - [4] B. I. Halperin, *Phys. Rev. B* **25**, 2185 (1982).
 - [5] D. Arovas, J. R. Schrieffer, and F. Wilczek, *Phys. Rev. Lett.* **53**, 722 (1984).
 - [6] H. Bartolomei, M. Kumar, R. Bisognin, A. Marguerite, J.-M. Berroir, E. Bocquillon, B. Plaçais, A. Cavanna, Q. Dong, U. Gennser, Y. Jin, and G. Fève, *Science* **368**, 173 (2020).
 - [7] J. Nakamura, S. Liang, G. C. Gardner, and M. J. Manfra, *Nature Physics* **16**, 931 (2020).
 - [8] C. de C. Chamon, D. E. Freed, S. A. Kivelson, S. L. Sondhi, and X. G. Wen, *Phys. Rev. B* **55**, 2331 (1997).
 - [9] J. Knolle and R. Moessner, *Annual Review of Condensed Matter Physics* **10**, 451 (2019).
 - [10] C. Broholm, R. J. Cava, S. A. Kivelson, D. G. Nocera, M. R. Norman, and T. Senthil, *Science* **367** (2020), 10.1126/science.aay0668.
 - [11] J. Wen, S.-L. Yu, S. Li, W. Yu, and J.-X. Li, *npj Quantum Materials* **4**, 12 (2019).
 - [12] K. Klocke, J. E. Moore, J. Alicea, and G. B. Halász, *Phys. Rev. X* **12**, 011034 (2022).
 - [13] Y. Liu, K. Slagle, K. S. Burch, and J. Alicea, *Phys. Rev. Lett.* **129**, 037201 (2022).
 - [14] A. D. King, C. Nisoli, E. D. Dahl, G. Poulin-Lamarre, and A. Lopez-Bezanilla, *Science* **373**, 576 (2021).
 - [15] S. Zhou, D. Green, E. D. Dahl, and C. Chamon, *Phys. Rev. B* **104**, L081107 (2021).
 - [16] O. Hart, Y. Wan, and C. Castelnovo, *Phys. Rev. B* **101**, 064428 (2020).
 - [17] O. Hart, Y. Wan, and C. Castelnovo, *Nature Communications* **12**, 1459 (2021).
 - [18] G. Semeghini, H. Levine, A. Keesling, S. Ebadi, T. T. Wang, D. Bluvstein, R. Verresen, H. Pichler, M. Kalinowski, R. Samajdar, A. Omran, S. Sachdev, A. Vishwanath, M. Greiner, V. Vuletić, and M. D. Lukin, *Science* **374**, 1242 (2021).
 - [19] K. J. Satzinger and etc, *Science* **374**, 1237 (2021).
 - [20] C. Chamon, D. Green, and Z.-C. Yang, *Phys. Rev. Lett.* **125**, 067203 (2020).
 - [21] A. Kitaev, *Annals of Physics* **303**, 2 (2003).
 - [22] N. Strohmaier, D. Greif, R. Jördens, L. Tarruell, H. Moritz, T. Esslinger, R. Sensarma, D. Pekker, E. Altman, and E. Demler, *Phys. Rev. Lett.* **104**, 080401 (2010).
 - [23] R. Sensarma, D. Pekker, E. Altman, E. Demler, N. Strohmaier, D. Greif, R. Jördens, L. Tarruell, H. Moritz, and T. Esslinger, *Phys. Rev. B* **82**, 224302 (2010).
 - [24] D. Abanin, W. De Roeck, W. W. Ho, and F. Huveneers, *Communications in Mathematical Physics* **354**, 809 (2017).
 - [25] H. Yetis and M. Karakoes, *2021 25th International Conference on Information Technology (IT)*, , 1 (2021).
 - [26] M. Am-Shallem, A. Levy, I. Schaefer, and R. Kosloff, (2015), 10.48550/ARXIV.1510.08634.
 - [27] C. Castelnovo, M. I. Dykman, V. N. Smelyanskiy, R. Moessner, and L. P. Pryadko, *Physical Review B* **97** (2018), 10.1103/physrevb.97.085121.
 - [28] M. Kim, G. De Tomasi, and C. Castelnovo, *arXiv:2209.00601* (2022).
 - [29] M.-T. Nguyen, J.-G. Liu, J. Wurtz, M. D. Lukin, S.-T. Wang, and H. Pichler, *arXiv:2209.03965* (2022).