

Introduction to
Online Nonstochastic Control

version 0.6

Elad Hazan

Karan Singh

Preface

This text presents an introduction to an emerging paradigm in control of dynamical systems and differentiable reinforcement learning called *online nonstochastic control*. The new approach applies techniques from online convex optimization and convex relaxations to obtain new methods with provable guarantees for classical settings in optimal and robust control.

The primary distinction between online nonstochastic control and other frameworks is the objective. In optimal control, robust control, and other control methodologies that assume stochastic noise, the goal is to perform comparably to an offline optimal strategy. In online nonstochastic control, both the cost functions as well as the perturbations from the assumed dynamical model are chosen by an adversary. Thus the optimal policy is not defined a priori. Rather, the target is to attain low regret against the best policy in hindsight from a benchmark class of policies.

This objective suggests the use of the decision making framework of online convex optimization as an algorithmic methodology. The resulting methods are based on iterative mathematical optimization algorithms and are accompanied by finite-time regret and computational complexity guarantees.

List of Symbols

General

$\stackrel{\text{def}}{=}$	definition
$\arg \min\{\}$	the argument minimizing the expression in braces
$[n]$	the set of integers $\{1, 2, \dots, n\}$
$\mathbf{1}_A$	the indicator function, equals one if A is true, else zero

Algebra, Geometry and Calculus

\mathbb{R}^d	d dimensional Euclidean space
Δ_d	d dimensional simplex, $\{\sum_i \mathbf{x}_i = 1, \mathbf{x}_i \geq 0\}$
\mathbb{S}	d dimensional sphere, $\{\ \mathbf{x}\ = 1\}$
\mathbb{B}	d dimensional ball, $\{\ \mathbf{x}\ \leq 1\}$
\mathbb{R}	real numbers
\mathbb{C}	complex numbers
$ A $	determinant of matrix A
$\text{Tr}(A)$	trace of matrix A

Control

f	dynamics function
$\mathbf{x}_t \in \mathbb{R}^{d_x}$	state at time t
$\mathbf{u}_t \in \mathbb{R}^{d_u}$	control at time t
$\mathbf{w}_t \in \mathbb{R}^{d_w}$	perturbation at time t
$\mathbf{y}_t \in \mathbb{R}^{d_y}$	observation at time t
A_t, B_t, C_t	system matrices for linear dynamical system
γ	BIBO stabilizability $\ \mathbf{w}_t\ \leq 1 \rightarrow \ \mathbf{x}_t\ \leq \gamma$
h	Number of parameters in a policy class
κ	norm bound on policy parameters

Reinforcement learning

S, A, γ, R, P	Markov Decision Process with states S , actions A , discount factor γ , rewards R and transition probability matrix P
R_t	reward at time t
$\mathbf{P}_{ss'}^a$	probability of transition from s to s' given action a
$\mathbf{v} : S \rightarrow \mathbb{R}$	value function
$Q : S \times A \rightarrow \mathbb{R}$	Q function
$\pi : S \rightarrow A$	policy

Optimization

\mathbf{x}	vectors in the decision set
\mathcal{K}	decision set
$\nabla^k f$	the k 'th differential of f ; note $\nabla^k f \in \mathbb{R}^{d^k}$
$\nabla^{-2} f$	the inverse Hessian of f
∇f	the gradient of f
∇_t	the gradient of f at point \mathbf{x}_t
\mathbf{x}^*	the global or local optima of objective f
h_t	objective value distance to optimality, $h_t = f(\mathbf{x}_t) - f(\mathbf{x}^*)$
d_t	Euclidean distance to optimality $d_t = \ \mathbf{x}_t - \mathbf{x}^*\ $
G	upper bound on norm of subgradients
D	upper bound on Euclidean diameter
D_p, G_p	upper bound on the p -norm of the subgradients/diameter

Contents

Preface	iii
List of Symbols	v
I Background in Control and RL	1
1 Introduction	3
1.1 What is This Book About?	3
1.2 The Origins of Control	4
1.3 Formalization and Examples of a Control Problem	5
1.3.1 Example: Control of a Medical Ventilator	6
1.4 Simple Control Algorithms	7
1.4.1 The Bang-Bang Controller	7
1.4.2 The PID Controller	8
1.5 Classical Theory: Optimal and Robust Control	8
1.6 The Need for a New Theory	9
1.6.1 Online Nonstochastic Control Theory	10
1.6.2 A New Family of Algorithms	11
1.7 Bibliographic Remarks	13
2 Dynamical systems	15
2.1 Examples of Dynamical Systems	15
2.1.1 Medical Ventilator	15
2.1.2 Double Integrator	16
2.1.3 Pendulum Swing-up	17
2.1.4 Aircraft Dynamics	17
2.1.5 Epidemiological Models	19
2.2 Solution Concepts for Dynamical Systems	19
2.2.1 Equilibrium of Dynamical Systems	20

2.2.2	Stabilizability and Controllability	21
2.2.3	Quantitative Definitions of Stabilizability	21
2.3	Intractability of Equilibrium, Stabilizability, and Controllability	22
2.3.1	Computational Hardness of Stabilizability	22
2.4	Bibliographic Remarks	25
2.5	Exercises	25
3	Markov Decision Processes	27
3.1	Reinforcement Learning	27
3.1.1	A Classical Example: Bubbo's World	28
3.2	Markov Decision Processes	30
3.2.1	Markov Chains	30
3.2.2	Markov Reward Processes	33
3.2.3	Markov Decision Processes	35
3.3	The Bellman Equation	36
3.3.1	Reinforcement Learning as Linear Programming	38
3.4	The value iteration algorithm	39
3.5	Bibliographic Remarks	41
3.6	Exercises	41
4	Linear Dynamical Systems	43
4.1	General Dynamics as LTV Systems	44
4.2	Stabilizability of Linear Systems	44
4.2.1	Efficient Verification of Stabilizability	46
4.3	Controllability of LDS	47
4.4	Quantitative Definitions	49
4.4.1	Stabilizability of Time-Invariant LDS	49
4.4.2	Stabilizability of time-variant linear systems	50
4.4.3	Controllability of time-invariant systems	50
4.5	Bibliographic Remarks	52
4.6	Exercises	52
5	Optimal Control of Linear Dynamical Systems	55
5.1	The Linear-Quadratic Regulator	55
5.2	Optimal Solution of the LQR	56
5.3	Infinite Horizon LQR	58
5.3.1	Solving the DARE	59
5.4	Robust Control	60
5.5	Bibliographic Remarks	62
5.6	Exercises	62

<i>CONTENTS</i>	xi
II Basics of Nonstochastic Control	63
6 Policy classes for dynamical systems	65
6.1 Relating the power of policy classes	67
6.2 Quantitative Comparison of Policy Classes for Time Varying Linear Dynamical Systems	68
6.2.1 Linear Policies	69
6.2.2 Linear Dynamic Controllers	69
6.2.3 Generalized Linear Controllers	70
6.2.4 Disturbance Action Controllers	71
6.3 Bibliographic Remarks	76
6.4 Exercises	76
7 Online Nonstochastic Control	77
7.1 From Optimal and Robust to Online Control	78
7.1.1 Motivating Example for Online Control	79
7.2 The Online Nonstochastic Control Problem	80
7.3 The Gradient Perturbation Controller	81
7.4 Bibliographic Remarks	86
7.5 Exercises	87
8 Policy Classes for Partially Observed LDS	89
8.1 Linear Observation Action Controllers	90
8.1.1 Generalized Linear Observation Action Controllers . .	90
8.2 Linear Dynamic Controllers	92
8.3 Disturbance Response Controllers	92
8.3.1 The Expressive Power of Disturbance Response Con- trollers	93
8.4 Bibliographic Remarks	96
8.5 Exercises	96
9 Online Nonstochastic Control with Partial Observation	97
9.1 Disturbance Response Controllers	98
9.2 The Gradient Response Controller	99
9.3 Bibliographic Remarks	104
9.4 Exercises	104
10 Online Nonstochastic System Identification	105
10.1 Nonstochastic System Identification	106
10.2 From Identification to Nonstochastic Control	109

10.3 Bibliographic Remarks	110
10.4 Exercises	111
III Learning and Filtering	113
11 Learning in Unknown LDS	115
11.1 Learning in dynamical systems	115
11.2 Online learning of dynamical systems	116
11.3 Classes of Prediction Rules	117
11.3.1 Linear Predictors	117
11.3.2 Open Loop Optimal Predictors	118
11.3.3 Observable Systems	120
11.3.4 Closed Loop Optimal Predictors	120
11.4 Efficient Learning of Linear Predictors	125
11.5 Bibliographic Remarks	127
11.6 Exercises	127
12 Spectral Filtering	129
12.1 Spectral filtering in One Dimension	129
12.1.1 The Magic of Hankel Matrices	131
12.2 Spectral Predictors	131
12.2.1 Generalization to High Dimension	135
12.3 Online Spectral Filtering	135
12.4 Bibliographic Remarks	137
12.5 Exercises	137
A Concepts from Online Convex Optimization	139
A.1 Online Gradient Descent	139

Part I

**Background in Control and
RL**

Chapter 1

Introduction

1.1 What is This Book About?

Control theory is the engineering science of manipulating physical systems to achieve desired functionality. Its history is centuries old, and it spans rich areas from the mathematical sciences. A brief list includes differential equations, operator theory and linear algebra, functional analysis, harmonic analysis, and more. However, it mostly does not concern modern algorithmic theory and computational complexity from computer science.

The advance of the deep learning revolution has brought to light the power and robustness of algorithms that are based on gradient methods. Deep learning pioneer and Turing award winner, professor Yann Lecun, is attributed the following quote from a Barbados workshop on deep learning theory, circa Feb 2020,

“Control = reinforcement learning with gradients.”

This book concerns this exact observation: *how can we exploit the differentiable structure in natural physical environments to create efficient and robust gradient-based algorithms for control?*

The answer we give is **not** to apply gradient descent to any existing algorithm. Rather, we rethink the paradigm of control from the start. What can be achieved in a given dynamical system, whether known or unknown, fully observed or not, linear or non-linear, and without assumptions on the noise sequence?

This is a deep and difficult question that we fall short of answering. We do, however, propose a different way of answering this question: we define the control problem from the point of view of an online player in a repeated

game. This gives rise to a simple but powerful framework called nonstochastic control theory. The framework is a natural fit to apply techniques from online convex optimization, resulting in new, efficient, gradient based control methods.

1.2 The Origins of Control

The industrial revolution was in many ways shaped by the steam engine that came to prominence in the 18th century. One of its most critical components was introduced by the Scottish inventor James Watt: amongst the earliest examples of a control mechanism, the Centrifugal Governor. A major source of losses in efficiency of earlier designs was the difficulty in regulating the engine. Too much or too little steam could easily result in engine failure. The centrifugal governor was created to solve this problem.

Figure 1.1: A centrifugal governor. Source: Wikipedia

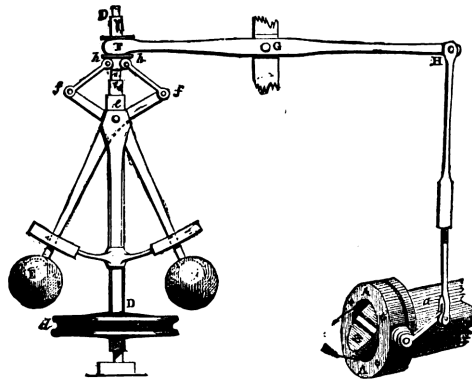


FIG. 4.—Governor and Throttle-Valve.

The centrifugal governor consists of a shaft connected to two metal balls that are allowed to rotate. Increased shaft speed causes the balls to spin faster, and the resulting centrifugal force causes the balls to lift. The balls are in turn attached to a pin that controls the amount of steam entering the engine, so as the balls spin faster, the pin lifts and limits the amount of fuel that can enter the system. On the other hand, if the balls spin slower, the pin lowers, allowing more steam to enter the system. This provides a natural, direct and proportional control to the system.

The impact of the centrifugal governor on the steam engine, and in turn on the the industrial revolution, illustrates the importance of the field of

1.3. FORMALIZATION AND EXAMPLES OF A CONTROL PROBLEM

control in engineering and the sciences. Since the 18th century our world has changed quite a bit, and the importance of control has only grown.

The challenges of controlling systems has moved from the steam engine to design of aircraft, robotics and autonomous vehicles. The importance of designing efficient and robust methods remains at least as crucial as in the industrial revolution.

1.3 Formalization and Examples of a Control Problem

With the physical example of the centrifugal governor in mind, we give a mathematical definition of a control problem. The first step is to formally define a dynamical system below.

Definition 1.1 (Dynamical system). *A dynamical system from starting state $(\mathbf{x}_1, \mathbf{y}_1)$ is given by the following equations:*

$$\mathbf{x}_{t+1} = f_t(\mathbf{x}_t, \mathbf{u}_t, \mathbf{w}_t), \quad \mathbf{y}_t = g_t(\mathbf{x}_t).$$

Here $\mathbf{x}_t \in \mathbb{R}^{d_x}$ is the state of the system, $\mathbf{y}_t \in \mathbb{R}^{d_y}$ is the observation, $\mathbf{u}_t \in \mathbb{R}^{d_u}$ is the control input, and $\mathbf{w}_t \in \mathbb{R}^{d_w}$ is the perturbation.

The function g_t is a mapping from the state to the observed state, and the function f_t is the transition function, given current state \mathbf{x}_t and control input \mathbf{u}_t . The subscript indicates the relevant quantities at time step t .

Given a dynamical system, there are several possible objectives we can formulate. A generic formulation appears below, which captures many common control formulations, notably the optimal control problem and the robust control problem, which will be addressed in much more detail later in this book. In this problem formulation, the goal is to minimize the long-term horizon cost given by a sequence of cost functions.

Definition 1.2 (A generic control problem). *Given a dynamical system with starting state $(\mathbf{x}_1, \mathbf{y}_1)$, iteratively construct controls u_t to minimize a sequence of loss functions $c_t(\mathbf{y}_t, \mathbf{u}_t)$, $c_t : \mathbb{R}^{d_y \times d_u} \rightarrow \mathbb{R}$. This is given by the following mathematical program*

$$\begin{aligned} \min_{\mathbf{u}_{1:T}} \quad & \sum_t c_t(\mathbf{y}_t, \mathbf{u}_t) \\ \text{s.t.} \quad & \mathbf{x}_{t+1} = f_t(\mathbf{x}_t, \mathbf{u}_t, \mathbf{w}_t), \quad \mathbf{y}_t = g_t(\mathbf{x}_t).. \end{aligned}$$

At this point, there are many aspects of the generic problem that are left unspecified. These include:

- Are the transition functions and observation functions known or unknown to the controller?
- How accurately is the transition function known?
- What is the mechanism that generates the perturbations \mathbf{w}_t ?
- Are the cost functions known or unknown ahead of time?

Different theories of control differ by the answers they give to the questions above, and these in turn give rise to different methods.

Instead of postulating a hypothesis about how our world should behave, we proceed to give an intuitive example of a control problem. We can then reason about the different questions, and motivate the nonstochastic control setting.

1.3.1 Example: Control of a Medical Ventilator

A recent relevant example of control is in the case of medical ventilators. The ventilator connects the trachea in the lungs to a central pressure chamber, which helps maintain positive-end expiratory pressure (PEEP) to prevent the lungs from collapsing and simulate healthy breathing in patients with respiratory problems.

The ventilator needs to take into account the structure of the lung to determine the optimal pressure to induce. Such structural factors include *compliance*, or the change in lung volume per unit pressure, and *resistance*, or the change in pressure per unit flow.

A simplistic formalization of the dynamical system of the ventilator and lung can be derived from the physics of a connected two-balloon system. The dynamics equations can be written as

$$\begin{aligned} p_t &= C_0 + C_1 v_t^{-1/3} + C_2 v_t^{5/3}, \\ v_{t+1} &= v_t + \Delta_t u_t, \end{aligned}$$

where p_t is the observed pressure, v_t is the volume of the lung, u_t is the input flow (control), and Δ_t is the unit of time measured by the device precision. C_0 , C_1 , and C_2 are constants that depend on the particular system/lung-ventilator pair.

The goal of ventilator control is to regulate pressure according to some predetermined pattern. As a dynamical system, we can write $p_{t+1} = f(p_t, u_t, w_t)$, and we can define the cost function to be $c_t(p_t, u_t) = |p_t - p_t^*|^2$, where p_t^* is the desired pressure at time t . The goal, then, is to choose a sequence of control signals $\{u_t\}_{t=1}^T$ to minimize the total cost over T iterations.

In the figure below we see an illustration of a simple controller, called the PID controller, as it performs on a ventilator and lung simulator.

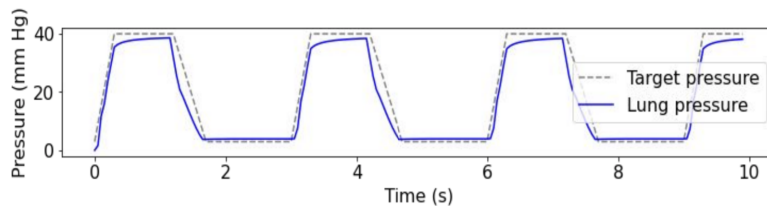


Figure 1.2: Performance of the PID controller on a mechanical ventilator

1.4 Simple Control Algorithms

The previous section detailed the importance of the control problem on the example of a critical care medical device. In this section we detail methods for controlling a medical ventilator, or indeed any physical device that can be modelled as a dynamical system.

The following methods are simplistic but still widely used. For example, PID algorithm is still used in the majority of medical ventilators today. In later sections we describe a modern optimization-based framework that yields more sophisticated algorithms that are capable of better performance.

1.4.1 The Bang-Bang Controller

Bang-bang control is one of the simplest control strategies. Consider a scalar dynamical system, where it is desirable to keep the state x_t within a pre-specified dynamic range $[x_{\min}, x_{\max}]$ (that can vary with time), and where the scalar control u_t input must at all times be within the interval $[u_{\min}, u_{\max}]$. A bang-bang controller chooses the control input at time t as

$$u_t = \mathbf{1}_{\{x_t < x_{\min}\}} \times u_{\max} + \mathbf{1}_{\{x_t > x_{\max}\}} \times u_{\min}.$$

A bang-bang controller saturates its inputs to extreme values in an attempt to confine the state of the system to a desirable range. For example, in the

context of mechanical ventilation, one could choose $[p_t^* - \Delta p, p_t^* + \Delta p]$ as a reasonable region around the prescribed pressure p_t^* as a desirable range for p_t . A bang-bang controller in such a case would let the oxygen in at the maximum possible rate whenever the pressure drops below $p_t^* - \Delta p$.

This discussion highlights two unsatisfactory aspects of the bang-bang control scheme: one, it ignores the cost associated with acting with the extreme values of the control input; two, it produces oscillatory and rapidly changing behavior in the control state.

1.4.2 The PID Controller

A more sophisticated control algorithm is the PID control method. Consider a control method that chooses the control to be a linear function of the observed states, i.e.

$$\mathbf{u}_t = \sum_{i=0}^k A_i \mathbf{x}_{t-i},$$

for some coefficients A_i , where we consider only the $k+1$ most recent states. One of the most useful special cases of this linear family is the PID controller.

A special sub-family of linear controllers is that of linear controllers that optimize over a pre-defined basis of historical observations. More precisely,

1. Proportional Control (e.g. Centrifugal Governor): $\mathbf{u}_t = \alpha_0 \mathbf{x}_t$.
2. Integral Control: $\mathbf{u}_t = \beta \sum_{i < t} \mathbf{x}_{t-i}$.
3. Derivative Control: $\mathbf{u}_t = \gamma (\mathbf{x}_t - \mathbf{x}_{t-1})$.

The PID controller, named after the nature of the three components that constitute it, specifies three coefficients α, β, γ to generate a control signal. In that sense it is extremely sparse, which from a learning theoretic perspective is a good indication of generalization.

Indeed, the PID controller is the method of choice for numerous applications in engineering, including control of medical ventilators.

1.5 Classical Theory: Optimal and Robust Control

Classical theories of control differ over the generic control problem formulation 1.2 primarily in one significant aspect: the perturbation model. A

rough divide between the two leading theories of *optimal control* and *robust control* is as follows.

Optimal control postulates a probabilistic model for the perturbations, which are typically i.i.d. draws from a Gaussian distribution. However, other types of distributions can be considered as well. As such, the control problem can be re-phrased in a more precise stochastic mathematical program,

$$\begin{aligned} \min_{\mathbf{u}_{1:T} \mathbf{w}_{1:T}} \mathbf{E} \left[\sum_t c_t(\mathbf{y}_t, \mathbf{u}_t) \right] \\ \text{s.t. } \mathbf{x}_{t+1} = f_t(\mathbf{x}_t, \mathbf{u}_t, \mathbf{w}_t), \quad \mathbf{y}_t = g(\mathbf{x}_t). \end{aligned}$$

In contrast, robust control theory plans for the worst case noise from a given set of constraints, denoted \mathcal{K} . Thus, the robust control problem can be rephrased as the following mathematical program,

$$\begin{aligned} \min_{\mathbf{u}_{1:T}} \max_{\mathbf{w}_{1:T} \in \mathcal{K}} \left[\sum_t c_t(\mathbf{y}_t, \mathbf{u}_t) \right] \\ \text{s.t. } \mathbf{x}_{t+1} = f_t(\mathbf{x}_t, \mathbf{u}_t, \mathbf{w}_t), \quad \mathbf{y}_t = g(\mathbf{x}_t). \end{aligned}$$

The two formulations have been debated for decades, with pros and cons for each side. Optimal control focuses on the average case and many times yields simpler formulations for optimization, resulting in more efficient methods. Robust control, on the other hand, allows for more difficult noise models and some amount of model misspecification. However, it is too pessimistic for many natural problems.

Nonstochastic control theory takes the best of both worlds, simultaneously granting robustness to adversarial noise and allowing the use of optimistic behavior when appropriate, while providing computationally efficient methods.

1.6 The Need for a New Theory

Consider the problem of flying a drone from source to destination subject to unknown weather conditions. The aerodynamics of flight can be modeled sufficiently well by time-varying linear dynamical systems, and existing techniques are perfectly capable of doing a great job for indoor flight. However, the wind conditions, rain and other uncertainties are a different story. Certainly the wind is not an i.i.d. Gaussian random variable! Optimal control theory, which assumes this zero-mean noise, is therefore overly optimistic and inaccurate for our problem.

The designer might resort to robust control theory to account for all possible wind conditions, but this is overly pessimistic. What if we encounter a bright sunny day after all? Planning for the worst case would mean slow and fuel-inefficient flight.

We would like an adaptive control theory which allows us to attain the best of both worlds: an efficient and fast flight when the weather permits, and a careful drone maneuver when this is required by the conditions. Can we design a control theory that will allow us to take into account the specific instance perturbations and miss-specifications, and give us finite time provable guarantees? This is the subject of online non-stochastic control!

1.6.1 Online Nonstochastic Control Theory

This book is concerned with nonstochastic noise. When dealing with non-stochastic, i.e. arbitrary or even adversarial perturbations, the optimal policy is not clear a priori. Rather, an optimal policy for the observed perturbations can be **determined only in hindsight**. This is a significant difference from optimal and robust control theory, where the mapping from states to actions can completely be predetermined based upon the noise model.

Since optimality is defined only in hindsight, the goal is not predetermined. We thus shift to a different performance metric borrowed from the world of learning in repeated games – regret. Specifically, we consider regret with respect to a reference class of policies. In online control, the controller iteratively chooses a control \mathbf{u}_t , and then observes the next state of the system \mathbf{x}_{t+1} and suffers a loss of $c_t(\mathbf{x}_t, \mathbf{u}_t)$ according to an adversarially chosen loss function. Let $\Pi = \{\pi : \mathbf{x} \rightarrow \mathbf{u}\}$ be a class of policies. The regret of the controller with respect to Π is defined as follows.

Definition 1.3. *Given a dynamical system, the regret of an online control algorithm \mathcal{A} over T iterations with respect to a class of policies Π is given by:*

$$\text{regret}_T(\mathcal{A}, \Pi) = \max_{\mathbf{w}_{1:T}: \|\mathbf{w}_t\| \leq 1} \left(\sum_{t=1}^T c_t(\mathbf{x}_t, \mathbf{u}_t) - \min_{\pi \in \Pi} \sum_{t=1}^T c_t(\mathbf{x}_t^\pi, \mathbf{u}_t^\pi) \right),$$

where $\mathbf{u}_t = \mathcal{A}(\mathbf{x}_t)$ are the controls generated by \mathcal{A} , and $\mathbf{x}_t^\pi, \mathbf{u}_t^\pi$ are the counterfactual state sequence and controls under the policy π , i.e.

$$\begin{aligned} \mathbf{u}_t^\pi &= \pi(\mathbf{x}_t^\pi) \\ \mathbf{x}_{t+1}^\pi &= f_t(\mathbf{x}_t^\pi, \mathbf{u}_t^\pi, \mathbf{w}_t). \end{aligned}$$

Henceforth, if T, Π and \mathcal{A} are clear from the context, we drop these symbols when defining regret.

At this point the reader may wonder why we should compare to a reference class, as opposed to all possible policies. There are two main answers to this question:

1. First, the best policy in hindsight may be very complicated to describe and reason about. This argument was made by the mathematician Tyrell Rockafellar, see the bibliographic section for more details.
2. Secondly, it can be shown that it is impossible, in general, to obtain sublinear regret vs. the best policy in hindsight. Rather, a different performance metric called competitive ratio can be analyzed, as we do later in the book.

The non-stochastic control problem can now be stated as finding an efficient algorithm that minimizes the worst-case regret vs. meaningful policies classes that we examine henceforth. It is important to mention that *the algorithm does not have to belong to the comparator set of policies!* Indeed, in the most powerful results, we will see that the algorithm will learn and operate over a policy class that is strictly larger than the comparator class.

1.6.2 A New Family of Algorithms

The policy regret minimization viewpoint in control leads to a new approach for algorithm design. Instead of a priori computation of the optimal controls, online convex optimization suggests modifying the controller according to the costs and dynamics, in the flavor of adaptive control, in order to achieve provable bounds on the policy regret.

As a representative example, consider the Gradient Perturbation Controller described in Algorithm 1. The algorithm maintains matrices that are used to create the control as a linear function of the past perturbations, as per line 3. These parameters change over time according to a gradient-based update rule, where the gradient is calculated as the derivative of a counterfactual cost function with respect to the parametrization, as per line 5.

Algorithm 1 Gradient Perturbation Controller(GPC) - simplified version

- 1: Input: h, η , initial parameters $M_{1:h}^1$, dynamics f .
 - 2: **for** $t = 1 \dots T$ **do**
 - 3: Use Control $\mathbf{u}_t = \sum_{i=1}^h M_i^t \mathbf{w}_{t-i}$
 - 4: Observe state \mathbf{x}_{t+1} , compute perturbation $\mathbf{w}_t = \mathbf{x}_{t+1} - f(\mathbf{x}_t, \mathbf{u}_t)$
 - 5: Construct loss $\ell_t(M_{1:h}) = c_t(\mathbf{x}_t(M_{1:h}), \mathbf{u}_t(M_{1:h}))$
 Update $M_{1:h}^{t+1} \leftarrow M_{1:h}^t - \eta \nabla \ell_t(M_{1:h}^t)$
 - 6: **end for**
-

The version given here assumes that the time-invariant dynamics f is known. The GPC computes a control which is a linear function of past perturbations. It modifies the linear parameters according to the loss function via an iterative gradient method. In Chapter 7, we prove that this algorithm attains sublinear regret bounds for a large class of time-varying and time-invariant dynamical systems. In later chapters we explore extensions to nonlinear dynamical systems and unknown systems, which lie at the heart of nonstochastic control theory.

1.7 Bibliographic Remarks

Control theory is a mature and active discipline with both deep mathematical foundations and a rich history of applications. In terms of application, self-regulating feedback mechanisms that limit the flow of water, much like the modern float valve, were reportedly used in ancient Greece over two thousand years ago. The first mathematical analysis of such systems appeared in a paper [Max68] by James Clerk Maxwell on the topic of governors, shortly after Maxwell had published his treatise on the unification of electricity and magnetism. For an enlightening historical account, see [FCZI03].

For a historical account on the development of the PID controller see [Ben93]. The theoretical and practical properties of this controller are spelled out in detail in [ÅH95].

There are many excellent textbooks on control theory, which we point to in later chapters. The book of [Ber07] offers an extensive coverage of topics from the viewpoint of dynamic programming. The texts [Ste94, ZDG96a], on the other hand, delve deep into results on linear control, the most well-understood branch of control theory. The excellent text of [SL91] gives a thorough introduction to adaptive control theory.

Online nonstochastic control theory and the Gradient Perturbation Control algorithm were proposed in [ABH⁺19]. A flurry of novel methods and regret bounds for online nonstochastic control have appeared in recent years, many of which are surveyed in [HS21]. Notable amongst them are logarithmic regret algorithms [AHS19, FS20], nonstochastic control for unknown systems [HKS20], black-box online nonstochastic control [CHK⁺18], and nonstochastic control with partial observability [SSH20].

The theory builds heavily on recent developments in decision making and online learning, notably the framework of online convex optimization [Haz16], and especially its extensions to learning with memory [AHM13].

Chapter 2

Dynamical systems

In this chapter we return to the general problem of control from definition 1.2, i.e. choosing a sequence of controls to minimize a sequence of cost functions. Before moving to algorithms for control, it is important to reason about what kind of solutions are even possible.

For this reason we consider several natural examples of dynamical systems, and reason about what constitutes desirable behavior. This will help us understand the kinds of observations and control objectives that are feasible and natural in real applications.

2.1 Examples of Dynamical Systems

2.1.1 Medical Ventilator

In the task of mechanical ventilation, the control algorithm dictates the amount of oxygen inflow u_t (in m^3/s) into a patient's lungs. This inflow determines the volume of the lungs v_t via a simple linear relation,

$$v_{t+1} = v_t + \Delta u_t,$$

where Δ is the time elapsed between successive actions of the discrete-time control algorithm. Being difficult to directly measure or estimate, the quantity v_t is a hidden or latent variable from the controller's perspective. Instead, the controller observes the air pressure p_t . We give a simplified physical model relating the pressure and the volume. This model, given below, can be derived by first principles from stress-strain relations, treating the trachea-connected left and right lungs as situated in a two-balloon experiment.

$$p_t = C_0 + C_1 v_t^{-1/3} + C_2 v_t^{5/3}$$

The objective of the control algorithm is to track a physician-prescribed ideal pressure trajectory p_t^* as closely as possible, say as measured by in squared loss $c_t(p_t, u_t) = |p_t - u_t|^2 + |u_t|^2$, while limiting the maximum instantaneous airflow to minimize patient discomfort. See Figure 1.2 for a schematic representation of the airflow when a lung is connected to a mechanical ventilator.

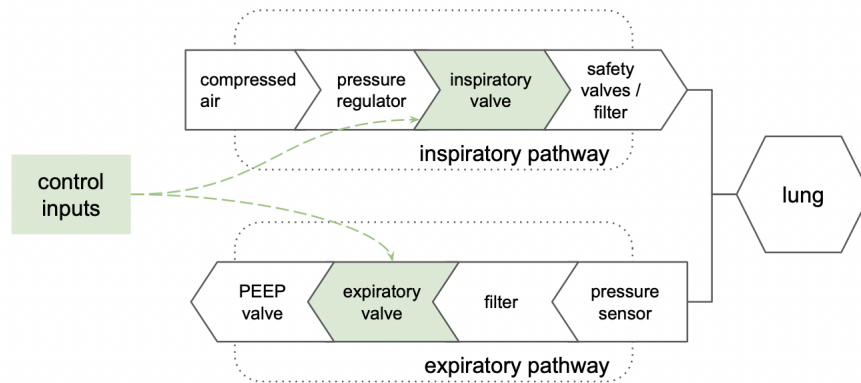


Figure 2.1: A schematic of the respiratory circuit from [SZG⁺21].

2.1.2 Double Integrator

The double integrator is a common example of a *linear* dynamical system. In its simplest form, it models a one-dimensional point object moving according to Newtonian mechanics. The state \mathbf{x}_t is 2-dimensional, with the first coordinate indicating the position of a point object and the second denoting its velocity. The control algorithm decides the force $u_t \in \mathbb{R}$ that is applied to the object at each time step. The dynamics equation can be written as

$$\mathbf{x}_{t+1} = \begin{bmatrix} 1 & \Delta \\ 0 & 1 \end{bmatrix} \mathbf{x}_t + \begin{bmatrix} 0 \\ 1 \end{bmatrix} u_t + \mathbf{w}_t.$$

The position of the object is linearly related to its velocity via the parameter Δ , which measures the time resolution the controller operates in. Optionally, the state is also affected by external perturbations \mathbf{w}_t outside the influence of the controller.

The goal here is to ensure that the point object arrives and then comes to rest at some coordinate $x^* \in \mathbb{R}$ as fast as possible, while also not expending

too much energy. The cost function is naturally expressed as

$$c(\mathbf{x}_t, \mathbf{u}_t) = \left\| \mathbf{x}_t - \begin{bmatrix} x^* \\ 0 \end{bmatrix} \right\|^2 + u_t^2.$$

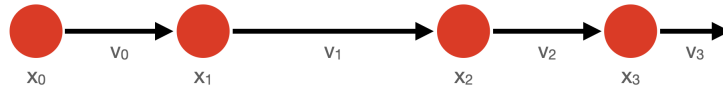


Figure 2.2: The position and velocity visualized for a double integrator.

2.1.3 Pendulum Swing-up

The swing-up pendulum is one of the simplest examples of rotational kinematics. It corresponds to a point object of mass m mounted at the end of a massless rod of length l . The other end of the rod is fixed to a pivot. Being vertically aligned, the system is subject to gravity with gravitational acceleration g . The controller is in charge of applying a time-varying torque $u_t \in \mathbb{R}$ at each time step. Given the vertical angle θ_t of the rod, the physics of this system may be summarized as

$$\theta_{t+1} = \theta_t + \Delta \dot{\theta}_t, \quad \dot{\theta}_{t+1} = \dot{\theta}_t + \Delta \frac{u_t - mg \sin \theta}{ml^2},$$

where Δ is the time resolution of the controller. Note that this dynamical equation is non-linear in the state $\mathbf{x}_t = [\theta_t, \dot{\theta}_t]^\top$ due to the presence of the $\sin \theta$ term in the evolution of $\dot{\theta}_t$.

The objective here is to get the rod to rest at a vertically upright position at an angle of π , using as little torque as possible throughout the process. This may be expressed via the cost function

$$c(\mathbf{x}_t, \mathbf{u}_t) = \left\| \mathbf{x}_t - \begin{bmatrix} \pi \\ 0 \end{bmatrix} \right\|^2 + u_t^2.$$

2.1.4 Aircraft Dynamics

A final example of a dynamical system we consider is the longitudinal (vertical tilt) motion of an aircraft that is regulated by automated controllers. We present the approximate dynamics for the Boeing 747 aircraft, which is a linear dynamical system. The 2-dimensional control input \mathbf{u}_t corresponds

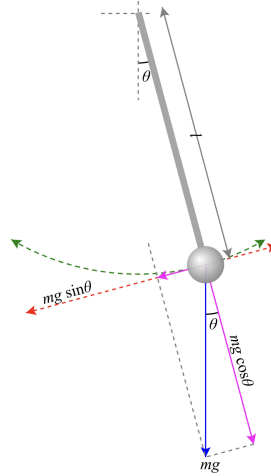


Figure 2.3: A pivoted massless rod connected to a point object with mass m . The point object is to subject to gravitational acceleration g . Source: Wikipedia

to the elevator angle and the thrust. The disturbances correspond to the velocity of the wind along the body axis and perpendicular to it.

The dynamics equation below has matrices whose numerical values were computed using the dynamics equation for an actual aircraft. These numerical values can be determined by the mass, length, and other physical properties of the aircraft.

$$\mathbf{x}_{t+1} = \begin{bmatrix} -0.003 & 0.039 & 0 & -0.322 \\ -0.065 & -0.319 & 7.74 & 0 \\ 0.020 & -0.101 & -0.429 & 0 \\ 0 & 0 & 1 & 0 \end{bmatrix} \mathbf{x}_t + \begin{bmatrix} 0.01 & 1 \\ -0.18 & -0.04 \\ -1.16 & 0.598 \\ 0 & 0 \end{bmatrix} \mathbf{u}_t + \begin{bmatrix} -0.003 & 0.039 & 0 & -0.322 \\ -0.065 & -0.319 & 7.74 & 0 \end{bmatrix} \mathbf{w}_t$$

The quantities of interest for assessing the performance of the controller are aircraft speed, climb rate, each of which is a linear transformation of the state, and the applied thrust. The corresponding cost is

$$c(\mathbf{x}_t, \mathbf{u}_t) = \left\| \begin{bmatrix} 1 & 0 & 0 & 0 \\ 0 & -1 & 0 & 7.74 \end{bmatrix} \mathbf{x}_t - \mathbf{x}_t^* \right\|^2 + \left\| \begin{bmatrix} 0 \\ 1 \end{bmatrix} \mathbf{u}_t \right\|^2.$$

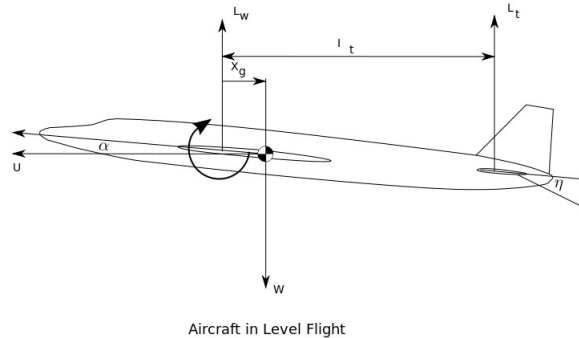


Figure 2.4: Longitudinal control in an aircraft. Source: Wikipedia

2.1.5 Epidemiological Models

The COVID-19 pandemic marked an increased public interest in policy discussions on the effectiveness of certain interventions as a means of controlling the spread of infection. Epidemiological models forecast the spread of an infectious disease via structural models and differential equations. We present the discrete-time analogue of the most basic of such models – the SIR model. Let S_t , I_t , and R_t denote the susceptible, infected, and recovered population sizes. Let u_t be the number of vaccines administered at time t .

$$\begin{aligned} S_{t+1} &= S_t - \beta S_t I_t - \alpha u_t \\ I_{t+1} &= I_t + \beta S_t I_t - \gamma I_t \\ R_{t+1} &= R_t + \gamma I_t. \end{aligned}$$

Here the coefficient β measures how communicable the infection is, γ measures how quickly an infected person recovers, and α represents the efficacy of the vaccine in preventing infections.

2.2 Solution Concepts for Dynamical Systems

Before considering the control, or manipulation, of a dynamical system, we must first reason about what the goal should even be. In this section, we discuss various solution concepts for a dynamical system, including equilibria, stability, stabilizability, and controllability.

Given a dynamical system $\mathbf{x}_{t+1} = f(\mathbf{x}_t, \mathbf{u}_t, \mathbf{w}_t)$, the deterministic-equivalent dynamical system, defined via the dynamics $\mathbf{x}_{t+1} = f'(\mathbf{x}_t, \mathbf{u}_t) = f(\mathbf{x}_t, \mathbf{u}_t, \mathbf{0})$,

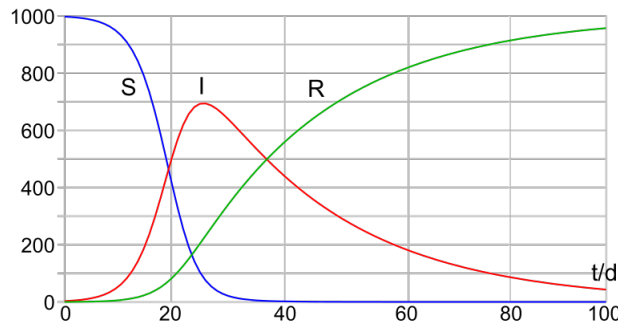


Figure 2.5: Trajectory of a continuous-time SIR model. Source: Wikipedia

models the evolution of the dynamical system in the absence of perturbations. Further, the autonomous dynamical system $\mathbf{x}_{t+1} = f'(\mathbf{x}_t) = f(\mathbf{x}_t, \mathbf{0}, \mathbf{0})$ describes state transitions of the dynamical system under the absence of both control inputs and perturbations.

2.2.1 Equilibrium of Dynamical Systems

An example of an equilibrium is a ball standing at rest at the bottom of a pit. If the ball were to be slightly moved, it would return to the bottom of the pit. Thus, this equilibrium is stable and attractive.

If the ball lies at rest on the top of a mountain, pushing the ball in any direction would cause it to fall. This is an equilibrium which is unstable. A formal definition is as below.

Definition 2.1. *A point \mathbf{x} is an equilibrium point of an autonomous dynamical system f if and only if $\mathbf{x} = f(\mathbf{x})$. An equilibrium point \mathbf{x} is stable and attractive if and only if $\mathbf{x} = \lim_{t \rightarrow \infty} f^t(\mathbf{x}_0)$ for every initial state \mathbf{x}_0 in some neighborhood of \mathbf{x} . If the neighborhood includes the entire set of states, we say that the equilibrium is globally attractive.*

Another example is given by a linear transformation in Euclidean space. Consider the system

$$\mathbf{x}_{t+1} = A\mathbf{x}_t.$$

Clearly $\mathbf{0}$ is an equilibrium point as $A\mathbf{0} = \mathbf{0}$ for all A . If the modulus of all eigenvalues is strictly less than one, then after sufficiently many applications of A any vectors converges to the null vector. Thus $\mathbf{0}$ is a **globally attractive, stable equilibrium**.

In full generality, determining if a system has an equilibrium is an intractable problem, as we show in this chapter.

2.2.2 Stabilizability and Controllability

Two fundamental properties of dynamical systems are stabilizability and controllability, as defined next.

Definition 2.2. *A Dynamical System is **stabilizable** if and only if, for every initial state, there exists a sequence of controls that drives the deterministic-equivalent system to the zero state. That is, $\lim_{t \rightarrow \infty} \mathbf{x}_t = 0$.*

Definition 2.3. *A Dynamical System is **controllable** if and only if, for every initial and target state, there exists a sequence of controls that drives the deterministic-equivalent system to the target state.*

Note that controllability clearly implies stabilizability as the zero state is one possible target state.

In the next section, we discuss the computational difficulties that arise in determining if a system is stabilizable and/or controllable.

2.2.3 Quantitative Definitions of Stabilizability

The quantified notion of stabilizability we introduce below is more refined than driving the system to zero. We require the ability to drive the system to zero under **adversarial** bounded noise in the dynamics. In classical control theory this is called **BIBO-stability**, which stands for Bounded-Input-Bounded-Output.

This definition can apply to any dynamical system and is an important concept in non-stochastic control.

Definition 2.4. *A control policy π for a dynamical system f is **γ -stabilizing** if and only if the following holds. For every starting state $\|\mathbf{x}_0\| \leq 1$ and every sequence of adversarially chosen bounded perturbations $\mathbf{w}_{1:T}$ such that $\|\mathbf{w}_t\| \leq 1$, let \mathbf{x}_t^π be the state obtained by using policy π ,*

$$\mathbf{x}_{t+1}^\pi = f(\mathbf{x}_t^\pi, \pi(\mathbf{x}_t)).$$

Then the norm of the system's state at every iteration is bounded by an absolute constant independent of T , i.e.

$$\forall t, \|\mathbf{x}_t^\pi\| \leq \gamma.$$

A dynamical system is said to be γ -stabilizable if and only if it admits a γ -stabilizing control policy.

2.3 Intractability of Equilibrium, Stabilizability, and Controllability

Before formally proving the computational hardness of determining various solution concepts of dynamical systems, we start with a few intuitive and convincing examples of the complexities that arise. Consider the following dynamical system over the complex numbers

$$z_{t+1} = f_c(z_t) = z_t^2 + c.$$

The Julia set is now defined as

$$J_c = \{z \in C : \limsup_{t \rightarrow \infty} |f_c^t(z)| < \infty\},$$

where $f_c^t(x) = f_c(f_c(\dots f_c(x)))$ denotes t successive applications of the function f_c . In other words, it is the set of all complex numbers Z for which the system has a stable attractive equilibrium (which is not ∞). The boundary of the Julia set is very hard to determine, and it is known that determining if a ball around a given point belongs to the Julia set is a computationally undecidable problem, i.e. there is no Turing machine that decides it in finite time! (see e.g. [BY08]) The complexity that arises near the boundary of the Julia set is depicted in figure 2.6.

Another compelling visual evidence of the complexity of equilibrium in dynamical systems is the Lorenz attractor. This is a strange equilibrium resulting from simple dynamics that can be described using the following three equations over three variables, called the Lorenz equations [Lor63],

$$\begin{aligned} x_{t+1} &= \sigma(y_t - x_t) \\ y_{t+1} &= x_t(\rho - z_t) - y_t \\ z_{t+1} &= x_t y_t - \beta z_t. \end{aligned}$$

The 3D trajectories of this system are attracted to a 2D manifold with two “wings” that resemble a butterfly as depicted in figure 2.7. For formal properties of this attractor set, see [Str14, Tuc99]. This demonstrates that even studying a solution concept by itself is a formidable task.

For a formal proof of attractiveness in the continuous case, see section 9.2 of [Str14] or the original paper of Lorenz [Lor63].

2.3.1 Computational Hardness of Stabilizability

Consider the following problem: given a dynamical system, can we determine if it stabilizable, i.e. for every possible starting state does there exist a choice

2.3. INTRACTABILITY OF EQUILIBRIUM, STABILIZABILITY, AND CONTROLLABILITY 23




Figure 2.6: Julia set

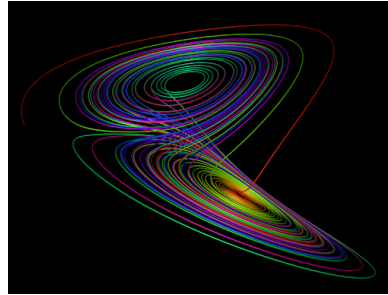


Figure 2.7: Lorenz attractor

of control inputs that drives the system to the null state? We now show that this decision problem is computationally hard.

Theorem 2.5. *For a family of dynamical systems described as polynomials with integer coefficients, determining the stabilizability of any member is NP-hard.*

We show that this problem can be reduced from the 3SAT problem, a known NP-hard problem. This implies that determining the stabilizability of a dynamical system is NP-hard in general.

Proof. We first claim that checking if a given polynomial has a zero is NP-hard. This is achieved by a reduction from 3SAT. Recall the 3SAT problem: given a Boolean formula in the conjunctive normal form over n variables and with m clauses where each clause is restricted to three literals, such as

$$F(x_{1:n}) = (x_1 \vee \neg x_2 \vee x_3) \wedge (\neg x_1 \vee \neg x_2 \vee x_3) \wedge (x_1 \vee x_3 \vee x_4),$$

decide if there exists a satisfying Boolean assignment.

Given such a formula F , consider the following polynomial $p_F(\mathbf{u})$. For each clause c in F , construct a degree-3 polynomial as

$$\begin{aligned} g_{x_i \vee x_j \vee x_k}(\mathbf{u}) &\rightarrow (1 - u_1) \cdot (1 - u_2) \cdot (1 - u_3) \\ g_{\neg x_i \vee x_j \vee x_k}(\mathbf{u}) &\rightarrow u_1 \cdot (1 - u_2) \cdot (1 - u_3) \\ g_{\neg x_i \vee \neg x_j \vee x_k}(\mathbf{u}) &\rightarrow u_1 \cdot u_2 \cdot (1 - u_3) \\ g_{\neg x_i \vee \neg x_j \vee \neg x_k}(\mathbf{u}) &\rightarrow u_1 \cdot u_2 \cdot u_3, \end{aligned}$$

and the degree-6 polynomial for the entire formula as

$$p_F(\mathbf{u}) = \sum_{i=1}^n (u_i(1 - u_i))^2 + \sum_{j=1}^m (g_{c_j}(\mathbf{u}))^2.$$

For a disjunctive clause to be false, all its literals must evaluate to false. Therefore, given any satisfying Boolean assignment $x_{1:n}$ for the formula F , it holds that $p_F(x_{1:n}) = 0$.

Similarly, given any $\mathbf{u} \in \mathbb{R}^n$ such that $p_F(\mathbf{u}) = 0$, it must be that $\mathbf{u}_i \in \{0, 1\}$ for all i . Furthermore, since p_F is a sum of squares, the Boolean assignment $x_{1:n} = \mathbf{u}$ must satisfy every clause in F . This shows the hardness of determining the existence of a zero for polynomials.

Now, consider the scalar-state dynamical equation given by

$$x_{t+1} = x_t(1 - \varepsilon + p_F(\mathbf{u}_t)) + p_F(\mathbf{u}_t),$$

with p being the polynomial family we just constructed, and ε being an arbitrarily small constant. For the system to reach the null state from an arbitrary start state, we would need to verify if there is an assignment of \mathbf{u} such that $p_F(\mathbf{u}) = 0$, which we just proved is NP-hard. \square

The proof establishes that even for a dynamical system that is a polynomial of degree six, checking for stabilizability is NP-hard. Exercise 2.2 asks the reader to strengthen this result and show that checking the stabilizability of dynamical systems describable as polynomials of degree four is also NP-hard.

2.4 Bibliographic Remarks

The text [Ted20] offers several examples and characterizations of dynamical systems useful for robotic manipulation. A more mathematically involved introduction appears in [Str14].

[Ada20] discusses further aspects of simulations used in the early days of the COVID-19 pandemic. See [SZG⁺21] for examples of control algorithms used for non-invasive mechanical ventilation.

The Lorenz equations were introduced to model the phenomenon of atmospheric convection [Lor63]. For detailed information about the mathematical properties of the Lorenz attractor, see [Str14, Tuc99]. For a rigorous study of Julia sets and the Mandelbrot set, see [BY08].

Nonlinear dynamical systems admit a variety of stability criteria; we chose to define a few that are useful for further developments in the text. A notable omission from our discussion is that of local and global stability; a celebrated result [Lya92] proves that the existence of certain *potential* functions is sufficient to guarantee global stability, thereby obviating the need for a trajectory-based analysis. An interested reader might look to [Kha15] for an expanded discussion on how these stability criteria compare.

An excellent survey on the computational complexity of control is [BT00]. For a more recent and stronger result on stabilizability, see [Ahm12]. The NP-hardness theorem in this chapter appeared in [Ahm16]. The computational complexity of mathematical programming – both constrained and unconstrained – is commented upon in [Haz19].

2.5 Exercises

2.1. Propose a computationally efficient representation for the problem of stabilizability. Prove that for your proposal, the problem of determining whether a given dynamical system is stabilizable belongs to the class NP. Thus, together with the material of this chapter, conclude that stabilizability is NP-complete.

2.2. Strengthen Theorem 2.5 to show that checking whether a dynamical system that is a polynomial of degree four is stabilizable is NP-hard. Hint: Reduce from the NP-hard problem of MAX-2-SAT instead of 3-SAT.

Chapter 3

Markov Decision Processes

The previous chapters described and motivated the problem of control in dynamical systems. We have seen that in full generality, even simple questions about dynamical systems such as stabilizability and controllability are computationally hard. In this chapter, we consider a different representation of the control problem for which computationally efficient methods exist.

This chapter introduces a setting of equal generality as that of the control problem from the previous chapter: reinforcement learning in Markov Decision Processes (MDP). However, the representation of states and dynamics in a MDP is more explicit and verbose. In such case, we can design efficient methods aimed at optimality given the explicit state and transition representations.

After introducing the reinforcement learning model and Markov Decision Processes, we discuss an important algorithmic technique that will be useful throughout this book: dynamic programming, and the accompanying characterization of optimal policies via the Bellman equation.

3.1 Reinforcement Learning

Reinforcement learning is a sub-field of machine learning that formally models the setting of learning through interaction in a reactive environment. This is in contrast to learning from examples, as in supervised learning, or inference according to a probabilistic model, as in Bayesian modeling. In reinforcement learning, we have an agent and an environment. The agent observes its position (or state) in the environment and takes actions that transition it to a new state. The environment looks at the agent's state and hands out rewards based on a hidden set of criteria.

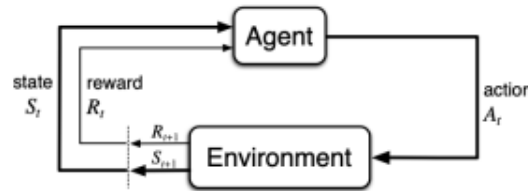


Figure 3.1: Source: Reinforcement Learning: An Introduction. Sutton & Barto, 2017.

Typically, the goal of reinforcement learning is for the agent to learn behavior that maximizes the total reward it receives from the environment. This methodology has led to some notable successes: machines have learned how to play Atari games, and how to beat the highest-rated human players at Go.

A crucial assumption for the reinforcement learning model is as follows:

The Markovian assumption: Future states, observations, and rewards are independent of the past given the current state.

The reader can reason about situations where such an assumption is reasonable. For example, in the inverted pendulum setting described in section 2.1.3, the assumption clearly holds. It is not significant for the control problem how a certain state, describing the angle and the angular velocity, was reached, in order to optimally control the pendulum from this state onwards.

Other problems may call into question this assumption. For example, in the medical ventilation problem, it may very well be important how a certain state was reached, as future treatment may depend on the medical history of the patient.

It can be argued that the Markovian assumption can always be made to work, by adding more features to the state. In the extreme, the state can contain the entire history, which makes the assumption true by default. However, this makes the state representation inefficient.

3.1.1 A Classical Example: Bubbo's World

Before diving into the formalism of reinforcement learning, we start with a classical example from the text of Russel & Norvig [RN02]. In this example,

3.1. REINFORCEMENT LEARNING

29

a robot starts in the bottom leftmost square, and its goal is to reach the +1 reward.

			+1
			-1
START			

Figure 3.2: Source: [RN02].

In this example, the robot has controls that allow it to move left / right / forward / backward. The controls, however, are not reliable, and with 0.8 probability the robot moves to wherever it intends. With the remaining 0.2 probability the robot moves sideways, 0.1 probability to each side.

Notice that the Markovian assumption clearly holds for this simple example. What is an optimal solution to this example? A solution concept for a reinforcement learning problem is a mapping from state to action. This mapping is called a “policy”, and it depends on both the structure of the problem as well as on the rewards.

For example, if the rewards elsewhere are slightly negative, Bubbo wants to reach the terminal state with a persistent +1 reward, as given in the following figure.

On the other hand, if the rewards are very negative, Bubbo just wants to reach any terminal state as soon as possible, as in the following.

→	→	→	+1
↑	X	↑	-1
↑	←	←	←

Figure 3.3: The optimal policy (mapping from state to action) with reward for each step taken being -0.04.

→	→	→	+1
↑	X	→	-1
→	→	→	↑

Figure 3.4: Here, we change the reward of each step to be -2. The optimal policy changes: now the robot is more concerned with ending the game as quickly as possible rather than trying to get to the +1 reward.

We proceed to describe a formal model for capturing this and any other reinforcement learning problem.

3.2 Markov Decision Processes

In this chapter we describe the general and formal model for reinforcement learning: Markov decision processes.

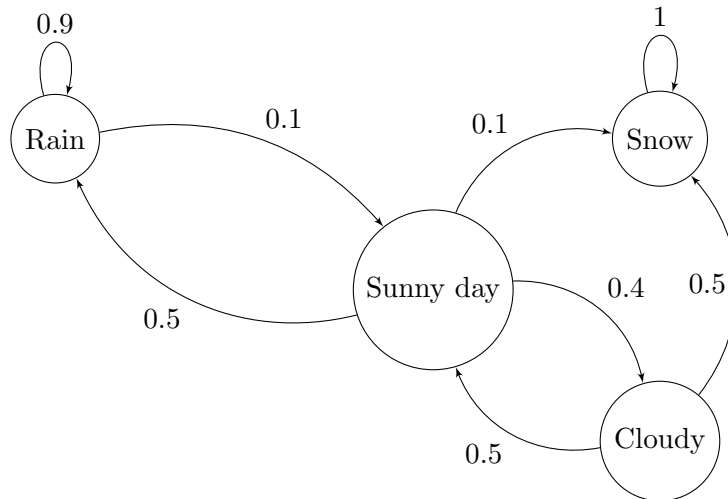
To ease the exposition, we start with a review of Markov Chains, a.k.a. Markov Processes, then proceed to more general Markov Reward Processes, and conclude with the full Markov Decision Process definition.

3.2.1 Markov Chains

A Markov Chain (or Markov Process) is a model of a memoryless stochastic process as a weighted directed graph. This is the first layer in abstraction before allowing for actions, as it only describes a process without exogenous inputs.

It consists of a set of states and a transition matrix describing the probability of moving from one state to another. The probabilities of moving between states are the weights on the edges of the graph. Figure 3.2.1 describes a Markov Chain corresponding to a weather process.

$$P = \begin{pmatrix} 0.9 & 0.1 & 0 & 0 \\ 0.5 & 0 & 0.4 & 0.1 \\ 0 & 0.5 & 0 & 0.5 \\ 0 & 0 & 0 & 1 \end{pmatrix}.$$



Denote the distribution over states at time t by \mathbf{p}_t . Then it can be seen that

$$\mathbf{p}_{t+1} = \mathbf{p}_t P = \mathbf{p}_0 P^t,$$

where \mathbf{p}_0 is the initial state distribution represented as a vector.

A central object in the study of Markov Chains is stationary distributions.

Definition 3.1. *A stationary distribution of a Markov Process is a limiting probability distribution*

$$\boldsymbol{\pi} = \lim_{t \rightarrow \infty} \mathbf{p}_0 P^t.$$

A stationary distribution satisfies

$$\boldsymbol{\pi} = \boldsymbol{\pi} P.$$

A stationary distribution does not always exist nor is it always unique. Existence, uniqueness, and convergence to stationarity are the subject of Ergodic theory, a rich and well-studied branch of mathematics. For our discussion, we are interested in sufficient conditions for stationary distribution to exist. They are:

1. **Irreducibility.** A Markov Chain is irreducible if and only if $\forall i, j \exists t \text{ s.t. } P_{ij}^t > 0$. In other words, every state is reachable from every other state.
2. **Aperiodicity.** A Markov Chain is a-periodic if and only if $d(s_i) = 1$ for all states $s_i \in S$, where

$$d(s_i) = \gcd \{ t \in \mathbb{N}_+ \mid P_{ii}^t > 0 \},$$

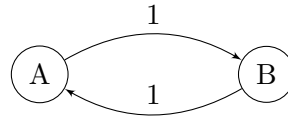


Figure 3.5: In this very simple Markov Chain, the state alternates every time step, so there is no unique stationary distribution. This Markov Chain has periodicity of two.

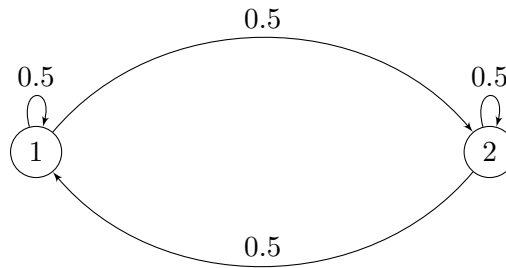


Figure 3.6: Adding a self-loop to every node makes the periodicity to be one, and this chain is also irreducible. The stationary distribution exists and is unique, it is equal to $\pi = (\frac{1}{2}, \frac{1}{2})$.

is the periodicity of state s_i , where gcd stands for “greatest common divisor”.

The **ergodic theorem** asserts that every irreducible and aperiodic Markov chain has a unique stationary distribution. Its proof is a beautiful application of spectral graph theory. Exercise 3.1 asks the reader for a guided proof of the ergodic theorem.

Reversible Markov Chains

An interesting special case of Markov chains is *reversible* Markov Chain.

Definition 3.2. A Markov Chain P is said to be reversible with respect to distribution π if and only if the following hold for every two states i, j :

$$\pi_i P_{ij} = \pi_j P_{ji}.$$

A Markov chain is said to be reversible if there exists some distribution with respect to which the Markov chain that is reversible in the above definition.

In exercise 3.4 we prove that a distribution that is reversible for a Markov chain is also stationary for this Markov chain.

3.2.2 Markov Reward Processes

Markov Reward Processes (MRPs) add the concept of reward to Markov Chains. At every state, the agent receives a reward, which we assume for simplicity to be in the range $[0, 1]$. In terms of algorithmic consequences, no generality is lost by this assumption, and this is left as an exercise.

The cumulative reward is a sum of discounted rewards over time, so that immediate rewards are worth more than those received in the future. This is consistent with the economics literature, where a fixed amount of money is worth more today than in the future, due to positive interest rates.

Definition 3.3. *A Markov Reward Process is a tuple (S, P, R, γ) , where:*

- S is a set of states that can be finite or infinite.
- $P \in \mathbb{R}^{S \times S}$ is the transition matrix.
- $R \in [0, 1]^{S \times S}$ is the reward function, where $R(s, s')$ is the reward for moving from state s to s' .
- $\gamma \in [0, 1]$ is the discount factor.

We henceforth consider instantiations of Markov Reward Processes, and use the following notation:

1. We denote by $S_t \in S$ the random state of the process at time t .
2. R_t = the random reward received at time t , starting from state S_t and moving to S_{t+1}
3. $\hat{R} \in \mathbb{R}^S$ = the vector that for each state, denotes the expected reward in the next iteration as a function of the current state,

$$\hat{R}(s) = \mathbf{E}[R_t | S_t = s].$$

4. G_t = the random variable denoting the sum of the discounted rewards starting from time t onwards.

$$G_t = \sum_{i=0}^{\infty} R_{t+i} \gamma^i.$$

When the discount factor that is strictly less than one, G_t is well defined. In the case $\gamma = 1$, an alternative definition of G is presented below, assuming that a stationary distribution for the underlying Markov chain exists, denoted by π .

$$G := \lim_{t \rightarrow \infty} \frac{1}{t} \sum_{i=1}^t R_i = \sum_{s \in S} \pi(s) \hat{R}(s)$$

One of the most important definitions in reinforcement learning is the value function:

Definition 3.4. *The value function maps states to their expected infinite-horizon reward,*

$$\mathbf{v}(s) = \mathbb{E}[G_t | S_t = s].$$

The value function tells how valuable a state as measure by the sum of its future, discounted rewards. One way to compute the value function is by using the Bellman equation for the Markov Reward Process, which is the following recursive equation:

$$\mathbf{v}(s) = \hat{R}(s) + \gamma \sum_{s'} P_{s,s'} \mathbf{v}(s').$$

To see that this equation holds we can write,

$$\begin{aligned} \mathbf{v}(s) &= \mathbb{E}[G_t | S_t = s] \\ &= \mathbb{E}\left[\sum_{i=0}^{\infty} \gamma^i R_{t+i} | S_t = s\right] \\ &= \mathbb{E}\left[R_t + \gamma \sum_{i=0}^{\infty} \gamma^i R_{t+1+i} | S_t = s\right] \\ &= \mathbb{E}[R_t + \gamma G_{t+1} | S_t = s] \\ &= \mathbb{E}[R_t + \gamma \mathbf{v}(S_{t+1}) | S_t = s] \\ &= \hat{R}(s) + \gamma \sum_{s'} P_{s,s'} \mathbf{v}(s'). \end{aligned}$$

In matrix form we can write the Bellman equation as $\mathbf{v} = \hat{\mathbf{R}} + \gamma P \mathbf{v}$, which simplifies to $\mathbf{v} = (I - \gamma P)^{-1} \hat{\mathbf{R}}$. Given P and $\hat{\mathbf{R}}$, this is a linear system of equations, and thus the value function can be solved using Gaussian elimination in cubic time in the number of states.

3.2.3 Markov Decision Processes

The final layer of abstraction is to allow actions, or controls in the language of control theory. This gives the full Markov Decision Process model as defined below.

Definition 3.5. *A Markov Decision Process is a tuple (S, P, R, A, γ) such that:*

1. S is a set of states.
2. A is a set of possible actions.
3. P is a transition matrix:

$$P_{ss'}^a = \Pr[S_{t+1} = s' | S_t = s, A_t = a].$$

4. R is a reward function that gives each transition and action a reward $R_{s,s',a}$ which is a reward for moving from s to s' using action a . We henceforth assume w.l.o.g. that $R \in [0, 1]^{S \times A}$, where we define

$$R_{sa} = \sum_{s' \in S} P_{s,s',a} R_{s,s',a}.$$

5. $\gamma \in [0, 1)$ is the discount factor.

The central solution concept of study in the theory of reinforcement learning is called a policy. A policy is a mapping from state to distribution over actions, i.e.

$$\pi : S \rightarrow \Delta(A), \quad \pi(a|s) = \Pr[A_t = a | S_t = s]$$

The goal of reinforcement learning is to determine a sequence of actions to maximize the long term reward. The Markovian structure of the problem suggests that this optimal value is realized by a stationary policy, i.e. there exists a fixed map from states to actions that maximizes the expected rewards.

Thus, the goal of reinforcement learning is to find a policy which maximizes the expected reward starting from a certain starting state, i.e.

$$\max_{\pi \in S \rightarrow \Delta(A)} \mathbf{E} \left\{ \sum_{t=1}^{\infty} \gamma^{t-1} R_t | a_t \sim \pi(s_t), S_1 = s_1 \right\},$$

where R_t is a random variable that denotes the reward at time t that depends on the randomness in the policy as well as the transitions.

Similar to the value function of a Markov Reward Process, we can define the value function for a Markov Decision Process as follows.

The value function for a state s given a policy π is defined to be the expected reward from this state onwards where the actions are chosen according to π at each state, i.e.

$$\mathbf{v}_\pi(s) = \mathbf{E}_{\pi, P} \left[\sum_{t=1}^{\infty} \gamma^{t-1} R_t | S_1 = s \right].$$

Similarly, the Q function is defined over state-action pairs given a policy π to be the expected cumulative reward gained when starting from some state s and action a and thereafter choosing actions according to π at each future state, i.e.

$$Q_\pi(s, a) = \mathbf{E}_{\pi, P} \left[\sum_{t=1}^{\infty} \gamma^{t-1} R_t | S_1 = s, A_1 = a \right].$$

A fundamental theorem of reinforcement learning is the following.

Theorem 3.6. *There exists a deterministic optimal policy π^* , which maps every state to a single action. All optimal policies achieve the same optimal value $\mathbf{v}^*(s)$ as well as $Q^*(s, a)$, and this holds for every state and action.*

The fact that there exist an optimal policy that is optimal regardless of the starting state in a MDP is a consequence of the Markovian nature of the transition dynamics.

3.3 The Bellman Equation

A fundamental property of Markov Decision Processes is that they satisfy the Bellman equation for dynamic programming. The importance of this equation is paramount in algorithm design: we describe two efficient methods for reinforcement learning based on this equation later in this chapter. In later chapters we also make use of the Bellman equation to derive the stochastic-optimal LQR controller.

The Bellman equation for any policy π relates the value function for that policy to itself via one step of application for that policy. Mathematically, this amounts to the following

3.3. THE BELLMAN EQUATION

37

$$\mathbf{v}_\pi(s) = \sum_{a \in A} \pi(a|s) \left[R_{sa} + \gamma \sum_{s' \in S} P_{ss'}^a \mathbf{v}_\pi(s') \right].$$

It is sometimes convenient to use matrix-vector notation, where we can write:

$$\mathbf{v}_\pi = \mathbf{R}^\pi + \gamma P^\pi \mathbf{v}_\pi,$$

where we use the notation

1. R^π is the induced expected reward vector when playing policy π , i.e. $R^\pi(s) = \mathbf{E}_{a \sim \pi(s)}[R_{sa}]$.
2. P^π is the induced transition matrix when playing policy π , i.e.

$$P_{ss'}^\pi = \sum_a P_{ss'}^a \cdot \pi(a|s).$$

The Bellman equation gains prominence when applied to the optimal policy of a Markov Decision Process. It is then called the **Bellman optimality equation**, and states that for every state and action, we have

$$\mathbf{v}^*(s) = \max_a \left\{ R_{sa} + \gamma \sum_{s'} P_{ss'}^a \mathbf{v}^*(s') \right\}$$

Equivalently, this equation can be written in terms of the Q function as

$$\mathbf{v}^*(s) = \max_a \{Q^*(s, a)\},$$

where Q^* is the Q function of the optimal policy, i.e.

$$Q^*(s, a) = R_{sa} + \gamma \sum_{s'} P_{ss'}^a \max_{a'} \{Q^*(s', a')\}.$$

In subsequent chapters, we will also consider cases where the return of interest is either the reward accumulated in a finite number of time steps, i.e. $G = \sum_{t=1}^T R_t$ in the finite-time setting, or the infinite-time average reward case, i.e. $G = \lim_{T \rightarrow \infty} \frac{1}{T} \sum_{t=1}^T R_t$.

In the finite-time setting, both optimal policies and the optimal value function are non-stationary – they depend on the time step in addition to

the current state. In this setting, the corresponding Bellman optimality equation can be written as

$$\mathbf{v}_t^*(s) = \max_a \left\{ R_{sa} + \sum_{s'} P_{ss'}^a \mathbf{v}_{t+1}^*(s') \right\}$$

starting with $\mathbf{v}_T(s) = 0$ for all states.

In the average-reward case, the Bellman optimality equation offers the following characterization: $\mathbf{v}^* : S \rightarrow \mathbb{R}$ is the optimal value function if there exists some $\lambda \in \mathbb{R}$ such that

$$\lambda + \mathbf{v}^*(s) = \max_a \left\{ R_{sa} + \sum_{s'} P_{ss'}^a \mathbf{v}^*(s') \right\}.$$

Here the scalar λ corresponds to the optimal average long-term reward, and $\mathbf{v}^*(s)$ reflects the transient advantage of being at state s .

3.3.1 Reinforcement Learning as Linear Programming

One of the immediate conclusions from the Bellman optimality equation is an efficient algorithm for reinforcement learning in Markov Decision Processes via linear programming.

Consider the problem of computing the value function corresponding to an optimal policy. The optimal value function gives the optimal policy, and deriving this implication explicitly is left as an exercise.

According to the Bellman optimality equation, the optimal value function satisfies:

$$\mathbf{v}^*(s) = \max_a \left\{ R_{sa} + \gamma \sum_{s'} P_{ss'}^a \mathbf{v}^*(s') \right\},$$

or in vector form,

$$\mathbf{v}^* = \max_{\mathbf{a} \in A^{|S|}} \{ \mathbf{R}^{\mathbf{a}} + \gamma P^{\mathbf{a}} \mathbf{v}^* \},$$

where the maximization over actions takes place independently for each state. Equivalently, we can write the following mathematical program:

$$\begin{aligned} & \min_{\mathbf{v}^*} \mathbf{1}^\top \mathbf{v}^* \\ & \text{subject to } \mathbf{v}^*(s) \geq R_{sa} + \gamma \sum_{s'} P_{ss'}^a \mathbf{v}^*(s') \quad \forall (s, a) \in S \times A. \end{aligned}$$

Notice that this is a linear program! The number of variables is $|S|$, and the number of constraints is $|S| \times |A|$, which can be solved in polynomial time in the number of states and actions. The feasibility of this linear program is not immediate, but will be established in the next section.

3.4 The value iteration algorithm

In the previous section we established the Bellman equation and its consequence to a polynomial time solution for reinforcement learning in Markov Decision Processes. In this section we study a fundamental algorithm for solving Markov Decision Processes that is a more direct application of dynamic programming and the Bellman equation.

The value iteration algorithm start from an arbitrary solution and improves it until a certain measure of optimality is reached. A formal description is given in Algorithm 2. The performance guarantee of Value Iteration, as well as its analysis, is particularly elegant and do not require expertise in mathematical optimization theory.

Algorithm 2 Value Iteration

Input: MDP

Set $\mathbf{v}_0(s) = 0$ to all states

for $t = 1$ to T **do**

Update for all states,

$$\mathbf{v}_{t+1}(s) = \max_a \left\{ R_{sa} + \gamma \sum_{s'} P_{ss'}^a \mathbf{v}_t(s') \right\}$$

end for

return π_T which is derived from the last value function as

$$\pi_T(s) = \arg \max_a \left\{ R_{sa} + \gamma \sum_{s'} P_{ss'}^a \mathbf{v}_T(s') \right\}$$

Beyond being simple and providing a finite-time convergence rate, the analysis also establishes feasibility of the optimal solution, as given in the following theorem.

Theorem 3.7. *Define the residual vector $\mathbf{r}_t(s) = \mathbf{v}^*(s) - \mathbf{v}_t(s)$. Then the optimal value vector \mathbf{v}^* is unique and value iteration converges to the optimal value function and policy at a geometric rate of*

$$\|\mathbf{r}_{t+1}\|_\infty \leq \gamma^t \|\mathbf{r}_1\|_\infty.$$

Proof. For every state we have by choice of the algorithm that

$$\mathbf{v}_{t+1}(s) = \max_a \left\{ R_{sa} + \gamma \sum_{s'} P_{ss'}^a \mathbf{v}_t(s') \right\} \geq R_{sa^*} + \gamma \sum_{s'} P_{ss'}^{a^*} \mathbf{v}_t(s'),$$

where $a^* = \boldsymbol{\pi}^*(s)$ is the action of an optimal policy at state s . On the other hand, from Bellman optimality equation, we have that

$$\mathbf{v}^*(s) = R_{sa^*} + \gamma \sum_{s'} P_{ss'}^{a^*} \mathbf{v}^*(s').$$

Subtracting the two equations we get for all states s that

$$\begin{aligned} \mathbf{r}_{t+1}(s) &= \mathbf{v}^*(s) - \mathbf{v}_{t+1}(s) \\ &\leq \gamma \sum_{s'} P_{ss'}^{a^*} (\mathbf{v}^*(s') - \mathbf{v}_t(s')) \\ &= \gamma \sum_{s'} P_{ss'}^{a^*} \mathbf{r}_t(s'). \end{aligned}$$

Or in vector form, $\mathbf{r}_{t+1} \leq \gamma P^{\mathbf{a}^*} \mathbf{r}_t$. Furthermore, $\mathbf{r}_t \geq 0$ is entry-wise non-negative for all t . (See Exercise 3.5.) Therefore, it holds that

$$\|\mathbf{r}_{t+1}\|_\infty \leq \gamma \|P^{\mathbf{a}^*} \mathbf{r}_t\|_\infty \leq \gamma \|\mathbf{r}_t\|_\infty,$$

where we use the fact that each row of $P^{\mathbf{a}^*}$ sums to one. Applying this repeatedly, we have

$$\|\mathbf{r}_{t+1}\|_\infty \leq \gamma^t \|\mathbf{r}_1\|_\infty.$$

□

3.5 Bibliographic Remarks

The section on reinforcement learning in the text [RN02] introduces basic concepts, along with commentaries on related topics, such as the origins of the scalar reward model from utility theory. The classical text on reinforcement learning, authored by pioneers of the subject, is [SB18]. In addition, this text extensively discusses the early ventures into the field from researchers working in artificial intelligence, psychology, and neuroscience.

Another great reference is the lecture notes of [Sil15]. See [AJKS19] for an excellent introduction to the theoretical aspects of reinforcement learning, such as sample complexity bounds and reductions to supervised learning. The reader may also look to [Ber19] for an extensive survey of computational approaches to learning in unknown Markov decision processes.

The first author had the benefit of a discussion with [Aro20] on the proof of convergence of value iteration presented in this chapter.

Dynamic programming approaches, in addition to being widely used in algorithm design [CLRS22], are at the heart of Markov decision processes. This view is emphasized in [Ber07], which discusses the sufficiency and necessity of the Bellman optimality conditions at length. It is also a good resource for an involved reader who might be interested in the completeness of the Bellman characterization and the existential concerns for the average-time setting, which we did not expand upon.

Although tabular MDPs fail to compactly represent stochastic linear dynamical systems, function-approximation schemes [JYWJ20, DKL⁺21, JKA⁺17, KKL⁺20] successfully capture the stochastic LQR setting.

3.6 Exercises

3.1. In this exercise we give a guided proof of the ergodic theorem. Consider a given irreducible and a-periodic Markov chain with transition matrix P .

A. Show that P has a left eigenvalue equal to 1.

B. Show that all eigenvalues of P are at most one in magnitude.

The irreducibility and aperiodicity of the Markov chain imply that the eigenvalue equal to one is unique. We are going to assume this fact, and denote by \mathbf{v}_1 the corresponding eigenvector.

C. Consider an arbitrary distribution \mathbf{p}_0 , and the distribution after t iterations of the Markov chain $\mathbf{p}_t = P^t \mathbf{p}_0$. Prove that $\lim_{t \rightarrow \infty} \mathbf{p}_t = \mathbf{v}_1$.

3.2. Prove the geometric convergence of the value iteration algorithm for rewards that can be arbitrary real numbers, as opposed to in the range $[0, 1]$.

3.3. Consider the derivation of an optimal policy for a Markov Decision Process given its value function as described in algorithm 2. Prove that the resulting policy is indeed optimal.

3.4. Let Markov chain P and distribution π be reversible for it, i.e.

$$\forall i, j, \pi_i P_{ij} = \pi_j P_{ji}.$$

Prove that π is stationary for P .

3.5. Prove that the successive iterates \mathbf{v}_t produced by the Value Iteration algorithm are monotonically increasing, i.e. $\mathbf{v}_{t+1} \geq \mathbf{v}_t$, when initialized with $\mathbf{v}_0 = \mathbf{0}$. Hence, conclude that for any t , $\mathbf{v}^* \geq \mathbf{v}_t$.

3.6. Let P be an aperiodic and irreducible Markov chain. Prove that P is reversible if and only if for any sequence of states s_1, \dots, s_n , it holds that

$$P_{s_1 s_2} P_{s_2 s_3} \dots P_{s_{n-1} s_n} P_{s_n s_1} = P_{s_1 s_n} P_{s_n s_{n-1}} \dots P_{s_2 s_1}.$$

Chapter 4

Linear Dynamical Systems

In chapter 2, we observed that even simple questions about general dynamical systems are intractable. This motivates the restriction to a special class of dynamical systems for which we can design efficient algorithms with provable guarantees.

Our treatment in this chapter is restricted to linear dynamical systems (LDS): dynamical systems that evolves linearly according to the equation

$$\mathbf{x}_{t+1} = A_t \mathbf{x}_t + B_t \mathbf{u}_t + \mathbf{w}_t.$$

If the matrices $A_t = A$ and $B_t = B$ are fixed, we say that the dynamical system is linear time-invariant (LTI). We have seen examples of LTI systems in chapter 2, namely the double integrator and the aircraft dynamics.

A more general class of linear dynamical systems is when the matrices A_t and B_t change over time. These are called linear time-varying (LTV) systems. The class of LTV systems can be used to express much more general dynamics via linearization, as we show next.

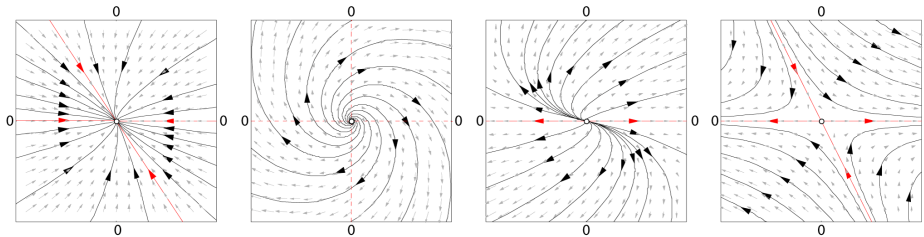


Figure 4.1: Four different deterministic linear time-invariant dynamical systems represented via their induced vector fields and a few chosen trajectories.

4.1 General Dynamics as LTV Systems

Consider any dynamics that can be expressed by a smooth function f . Such a system can be approximated by a time-varying linear system to an arbitrary accuracy determined by the time step interval between samples.

To see this, first consider the one dimensional first-order Taylor expansion of a given dynamics function f around some anchor point (\bar{x}_t, \bar{u}_t) :

$$\begin{aligned} x_{t+1} &= f(x_t, u_t) + w_t \\ &\approx f(\bar{x}_t, \bar{u}_t) + \underbrace{\frac{\partial}{\partial x} f(x, u) \Big|_{\bar{x}_t, \bar{u}_t}}_{\triangleq A_t} (x_t - \bar{x}_t) + \underbrace{\frac{\partial}{\partial u} f(x, u) \Big|_{\bar{x}_t, \bar{u}_t}}_{\triangleq B_t} (u_t - \bar{u}_t) + w_t. \end{aligned}$$

With an appropriate redefinition of w_t , this simplifies to

$$x_{t+1} = A_t x_t + B_t u_t + w_t,$$

where An analogous approximation holds for the higher-dimensional case. The Taylor expansion is

$$f(\mathbf{x}, \mathbf{u}) \approx f(\bar{\mathbf{x}}, \bar{\mathbf{u}}) + J_{\mathbf{x}} f(\bar{\mathbf{x}}, \bar{\mathbf{u}})(\mathbf{x} - \bar{\mathbf{x}}) + J_{\mathbf{u}} f(\bar{\mathbf{x}}, \bar{\mathbf{u}})(\mathbf{u} - \bar{\mathbf{u}}),$$

where $J_{\mathbf{x}} f(\bar{\mathbf{x}}, \bar{\mathbf{u}})$ is the Jacobian of f with respect to the variables $\bar{\mathbf{x}}$. Writing the matrices A_t, B_t for the Jacobians, we have

$$\mathbf{x}_{t+1} = A_t \mathbf{x}_t + B_t \mathbf{u}_t + \mathbf{w}_t.$$

This derivation explains why in practice, the class of time varying linear dynamical systems is very expressive, at least for smooth dynamical systems. This is particularly true with hidden states that can capture complicated dynamics while imposing enough structure for efficient algorithms.

As we see next, stabilizability and controllability can be checked efficiently for linear systems, in contrast to general dynamics.

4.2 Stabilizability of Linear Systems

Verifying stability of a system, and more so stabilizability, was shown to be intractable in our discussion of chapter 2. For linear dynamical systems, however, the picture is quite different: stability and stabilizability can be efficiently verified! Furthermore, the theoretical analysis of this fact is interesting and elegant.

4.2. STABILIZABILITY OF LINEAR SYSTEMS

45

For simplicity, in the rest of this section we consider time-invariant linear dynamical systems of the form

$$\mathbf{x}_{t+1} = A\mathbf{x}_t + B\mathbf{u}_t + \mathbf{w}_t,$$

although much of our discussion can be generalized to LTV systems. Exercise 4.1 asks the reader to prove this.

Recall that a system is stabilizable if from every starting state, there is a sequence of controls that drives the system to zero. Determining whether a linear time-invariant system is stabilizable is determined by a particularly simple condition as follows. Henceforth we denote by $\rho(A)$ the spectral radius of a matrix A , that is,

$$\rho(A) = \max\{|\lambda_1|, \dots, |\lambda_d|\},$$

the maximum modulus from all (possibly complex) eigenvalues. The stabilizability of a linear dynamical system can be characterized as follows.

Theorem 4.1. *A time-invariant LDS is stabilizable if and only if there exists a matrix K such that*

$$\rho(A + BK) < 1.$$

We henceforth prove sufficiency of this condition, and leave necessity as exercise 4.1. Both directions rely on the characterization of the spectral norm as follows:

Fact 4.2. *$\rho(A) < 1$ if and only if $\lim_{t \rightarrow \infty} A^t = 0$. Furthermore, if $\rho(A) > 1$, then for any norm, $\lim_{t \rightarrow \infty} \|A^t\| = \infty$.*

The proof of this fact is left as exercise 4.2. Based on this fact, we can now prove the sufficiency part of Theorem 4.1.

Theorem 4.1, sufficiency. Suppose there exists a K such that $\rho(A + BK) < 1$. Then choose all controls to be $\mathbf{u}_t = K\mathbf{x}_t$. The evolution of the system without perturbation is given by

$$\mathbf{x}_t = (A + BK)\mathbf{x}_{t-1} = \dots = (A + BK)^t \mathbf{x}_0.$$

Thus, using the previous fact concerning the spectral radius, we have

$$\lim_{t \rightarrow \infty} \|\mathbf{x}_t\| = \lim_{t \rightarrow \infty} \|(A + BK)^t \mathbf{x}_0\| = \|\mathbf{0}\mathbf{x}_0\| = 0.$$

□

4.2.1 Efficient Verification of Stabilizability

The spectral radius of a matrix can be computed to an arbitrary accuracy in polynomial time, and can be approximated by the power method. This implies that stability of a given system can be efficiently verified.

To efficiently check if a given system is stabilizable, we make note of the following result due to Lyapunov.

Theorem 4.3. $\rho(A) < 1$ holds if and only if there exists a matrix $P \in \mathbb{R}^{d_x \times d_x}$ such that $P \succeq I$ and $P \succ A^\top P A$.

Proof. Say there exists a matrix P such that $P \succeq I$ and $P \succ A^\top P A$, then to show that $\rho(A) < 1$, it suffices to prove that $\lim_{t \rightarrow \infty} A^t = 0$. To observe the latter, first note that there exists a positive constant $c < 1$ such that $cP \succeq A^\top P A$, implying that $c^t P \succeq (A^t)^\top P A^t \succeq (A^t)^\top A^t$ via repeated applications of the previous inequality. Therefore, we have that $\lim_{t \rightarrow \infty} (A^t)^\top A^t = 0$, and consequently that $\lim_{t \rightarrow \infty} A^t = 0$ since $\|A^\top\| \|A\| = \|A^\top A\|$.

For the other direction, given some matrix A with $\rho(A) < 1$, consider $P = \sum_{t=0}^{\infty} (A^t)^\top A^t$. Since $P = I + A^\top P A$, P satisfies the required conclusions. The fact that P as defined exists, i.e. that it is finite, as long as $\rho(A) < 1$ can be verified via the Jordan normal form of A , which in particular asserts that $\|A^t\| \leq O(t^{d_x} \rho(A)^t)$. \square

Using this observation, one can write a semi-definite mathematical program that checks if a given system is stabilizable, and if so produces a matrix K that guarantees a spectral radius smaller than one.

Theorem 4.4. *There exists a matrix K such that $\rho(A + BK) < 1$ if and only if there exist matrices $P \in \mathcal{S}^{d_x \times d_x}$ and $L \in \mathbb{R}^{d_u \times d_x}$ such that*

$$\begin{bmatrix} P & (AP + BL)^\top \\ AP + BL & P \end{bmatrix} \succ 0, \quad P \succeq I. \quad (4.1)$$

Furthermore, given such matrices P and L satisfying Equation 4.1, the matrix $K' = LP^{-1}$ satisfies $\rho(A + BK') < 1$.

Proof. We begin by observing the following result, using the Schur complement, regarding the semi-definiteness of block matrices.

Lemma 4.5. *Define a block matrix M as*

$$M = \begin{bmatrix} A & B \\ B^\top & C \end{bmatrix}. \quad (4.2)$$

Then, $M \succ 0$ if and only if $A \succ 0$ and $C - B^\top A^{-1} B \succ 0$.

4.3. CONTROLLABILITY OF LDS

47

From Theorem 4.3, we know that stabilizability of a linear system is equivalent to the existence of a matrices K and P such that $P \succeq I$ and $P \succ (A + BK)^\top P (A + BK)$. The above lemma allows us to reformulate this cubic constraint to a quadratic constraint. The stabilizability of a system is equivalent to exists of matrices K and P such that

$$\begin{bmatrix} P & ((A + BK)P)^\top \\ (A + BK)P & P \end{bmatrix} \succ 0, \quad P \succeq I.$$

Lastly, we reparametrize this constraint as a linear semi-definite constraint as demonstrated below, by choosing $L = KP$.

$$\begin{bmatrix} P & (AP + BL)^\top \\ AP + BL & P \end{bmatrix} \succ 0, \quad P \succeq I.$$

Notice that this is indeed a reformulation of the mathematical feasibility program, and not a relaxation, since the reparamertization $K = LP^{-1}$ is invertible. \square

4.3 Controllability of LDS

Recall that a system is controllable if and only if in the absence of noise and for every target state, there is a sequence of controls that drives the system state to that target. Linear dynamical systems exhibit a particularly elegant characterization of controllability. First, we need to define an object of central importance in linear dynamical system, the Kalman matrix.

Definition 4.6. *The Kalman controllability matrix of a linear dynamical system is given by*

$$K_r(A, B) = [B, AB, A^2B, \dots, A^{r-1}B] \in \mathbb{R}^{d_x \times r d_u}.$$

The controllability of a linear dynamical system can now be characterized using this matrix. Recall the rank of a matrix is the maximal number of linearly independent columns (or rows).

Theorem 4.7. *A time-invariant linear dynamical system is controllable if and only if*

$$\text{rank } K_{d_x}(A, B) = d_x.$$

Proof. Consider the evolution of the noiseless linear dynamical system starting from initial state \mathbf{x}_0 . The state at time T is given by the expression

$$\begin{aligned}\mathbf{x}_T &= A\mathbf{x}_{T-1} + B\mathbf{u}_{T-1} \\ &= A^2\mathbf{x}_{T-2} + AB\mathbf{u}_{T-2} + B\mathbf{u}_{T-1} \\ &= \dots = \sum_{t=1}^T A^{t-1}B\mathbf{u}_{T-t} + A^T\mathbf{x}_0.\end{aligned}$$

Thus,

$$\mathbf{x}_T - A^T\mathbf{x}_0 = [B, AB, A^2B, \dots, A^{T-1}B] \begin{bmatrix} \mathbf{u}_{T-1} \\ \vdots \\ \mathbf{u}_0 \end{bmatrix}.$$

By the fundamental theory of linear algebra, this equation has a solution if and only if $K_T(A, B)$ has full rank. That is, for every initial state \mathbf{x}_0 and final state \mathbf{x}_T , there exists a set of control vectors $\{\mathbf{u}_t\}$ that satisfy the equation if and only if $K_T(A, B)$ has full rank. The rank of the Kalman matrix is upper bounded by the number of rows of K_T , which is d_x . Thus, the system is controllable if and only if the rank of K_T is d_x for all $T \geq d_x$.

Denote by $r_t = \text{rank}(K_t)$ the rank of the Kalman matrix after t iterations. Since the rank can never decrease with t , it remains to show that the system is controllable if and only if $r_t = r_{d_x}$ for all $t \geq d_x$.

We claim that once $r_t = r_{t+1}$, the rank never increases again by increasing t . Assuming $r_t = r_{t+1}$, we have

$$\text{span}[B, AB, \dots, A^tB] = \text{span}[B, AB, \dots, A^{t-1}B].$$

Since linear transformations retain containment, we can multiply by A and get

$$\text{span}[AB, \dots, A^{t+1}B] \subseteq \text{span}[AB, \dots, A^tB].$$

Adding B to both matrices doesn't affect the subset relationship.

$$\text{span}[B, AB, \dots, A^{t+1}B] \subseteq \text{span}[B, AB, \dots, A^tB]$$

Therefore, $r_{t+2} \leq r_{t+1}$. Since the rank cannot decrease through the addition of columns, we have $r_{t+2} = r_{t+1}$. Since the rank can grow at most d_x times, the equation $r_{d_x} = r_T$ holds for all $T > d_x$ if and only if the system is controllable, and this concludes the theorem. \square

4.4 Quantitative Definitions

In the rest of this text our goal is to give efficient algorithms with finite time performance bounds for online control. These finite time bounds naturally depend on how difficult it is for a given system to stabilize. Therefore we require a quantitative definition for stabilizability, one that holds for both time-invariant and time-varying linear dynamical systems.

4.4.1 Stabilizability of Time-Invariant LDS

Consider a linear time-invariant system given by the transformations (A, B) . We have already remarked that this system is called stabilizable, according to the classical, noise-free definition, if and only if there exists K such that the condition $\rho(A + BK) < 1$ holds.

A stronger quantitative property can be obtained as follows, and it is in fact implied from BIBO stabilizability as defined in Definition 2.4. The proof of this fact is left as exercise 4.5.

Lemma 4.8. *Consider a linear controller K for the LTI system (A, B) . If there exists $\kappa > 0$ and $\delta \in [0, 1)$ such that the matrix $A + BK$ admits the following inequality for all t , then K is a γ -stabilizing controller for (A, B) .*

$$\|(A + BK)^t\| \leq \kappa(1 - \delta)^t, \quad \frac{\kappa}{\delta} \leq \gamma$$

Proof. Let $\tilde{K} = A + BK$. By unrolling the dynamics equation we have that

$$\begin{aligned} \mathbf{x}_{t+1} &= A\mathbf{x}_t + B\mathbf{u}_t + \mathbf{w}_t = \tilde{K}\mathbf{x}_t + \mathbf{w}_t, \\ &= \sum_{i=0}^{t-1} \tilde{K}^i \mathbf{w}_{t-i} + \tilde{K}^{t+1} \mathbf{x}_0. \end{aligned}$$

Thus, as long as $\|\mathbf{w}_t\|, \|\mathbf{x}_0\| \leq 1$, we have

$$\begin{aligned} \|\mathbf{x}_{t+1}\| &\leq \sum_{i=0}^t \|\tilde{K}^i\| \|\mathbf{w}_{t-i}\| + \|\tilde{K}^{t+1}\| \|\mathbf{x}_0\|, \\ &\leq \kappa \sum_{i=0}^{\infty} (1 - \delta)^i \leq \frac{\kappa}{\delta} \leq \gamma. \end{aligned}$$

□

A linear time-invariant system is thus γ -stabilizable if we can find a matrix K with the properties above.

4.4.2 Stabilizability of time-variant linear systems

The γ -stabilizability condition, as opposed to classical stabilizability, is particularly important to generalize to time-varying systems, since the spectral radius of the product is **not** bounded by the product of spectral radii, see exercise 4.3 at the end of this chapter.

We now define a sufficient condition for γ stabilizability. Consider a time-varying linear dynamical system given by the transformations $\{A_t, B_t\}$.

Lemma 4.9. *Consider a sequence of linear controllers $K_{1:T}$ for the time-varying linear dynamical system $\{A_{1:T}, B_{1:T}\}$. If the matrices $\tilde{K}_t = A_t + B_t K_t$ satisfy the following inequality, then this linear controller sequence is γ -stabilizing.*

$$\forall t_1, t_2 . \left\| \prod_{t=t_1}^{t_2} \tilde{K}_t \right\| \leq \kappa(1 - \delta)^{t_1 - t_2}, \quad \frac{\kappa}{\delta} \leq \gamma.$$

Proof. Notice that under the condition of the lemma, by unrolling the dynamics equation we have that

$$\begin{aligned} \|\mathbf{x}_{t+1}\| &= \|A_t \mathbf{x}_t + B_t \mathbf{u}_t + \mathbf{w}_t\| = \|\tilde{K}_t \mathbf{x}_t + \mathbf{w}_t\|, \\ &= \left\| \sum_{i=0}^{t-1} \left(\prod_{j=1}^i \tilde{K}_{t-j} \right) \mathbf{w}_{t-i} + \left(\prod_{j=1}^t \tilde{K}_{t-j} \right) \mathbf{x}_0 \right\|, \\ &\leq \kappa \sum_{i=0}^{\infty} e^{-\delta i} \leq \frac{\kappa}{\delta} \leq \gamma. \end{aligned}$$

□

4.4.3 Controllability of time-invariant systems

Consider the following one-dimensional dynamical system for some small $\varepsilon > 0$:

$$x_{t+1} = x_t + \varepsilon u_t.$$

Clearly, such a system is nominally controllable, as indeed is any one-dimensional system with non-zero B . However, to reach a state $x = 1$ from an initial $x_0 = 0$ in a constant number of time steps requires a large control input u_t of size at least $1/\varepsilon$. Thus, such a system may be said to be barely controllable. This difficulty of controllability is captured in the definition below, which requires not only that $K_k(A, B)$ be full row-rank, but also that such a statement is robust to small changes in A, B .

4.4. QUANTITATIVE DEFINITIONS

51

Definition 4.10. *A time-invariant linear dynamical system (A, B) is (k, κ) -strongly controllable if and only if*

$$\text{rank } K_k(A, B) = d_x, \text{ and } \|(K_k(A, B))^+\| \leq \kappa.$$

4.5 Bibliographic Remarks

The idea of reducing a nonlinear dynamical system to a time varying linear dynamical system had been independently discovered in disparate fields. In the context of control, using the linearization to characterize local stability properties of non-linear systems was pioneered by Lyapunov [Lya92], and is called the Lyapunov direct method, see e.g. [SL91].

The asymptotic notions of stability, stabilizability and controllability discussed in this chapter constitute a core part of theory of linear control, and are found in most texts on the subject (e.g. [Ste94, Hes18]).

The efficient verification of stabilizability via a semi-definite program and the recovery of a stable controller form the solution of the latter appears in [Ahm16]. On the other hand, it is known that even imposition of norm constraints on a plausibly stable controller makes this problem computationally hard [BT97, BT00, BT99]. Somewhat distinct, but related, problems of stabilizability with even a 1-dimensional linear constraint are open to the date.

The notion of γ -stabilizability has a precursor in the notion of strong stability introduced in [CHK⁺18]. An extension of this strong stability notion to time-varying linear dynamics was established in [CKM19]. The definition presented in this chapter has weaker requirements than those in the listed articles, allowing us to work with and guarantee regret later with respect to a larger class of comparator policies.

4.6 Exercises

4.1. * Prove that the existence of a matrix K such that $\rho(A + BK) < 1$ is a necessary condition for a linear dynamical system to be stabilizable. Hint: this exercise requires the optimal solution to LQR from the next chapter.

4.2. Prove that $\rho(A) < 1$ if and only if $\lim_{t \rightarrow \infty} A^t = 0$. Furthermore, if $\rho(A) > 1$, then for any norm, $\lim_{t \rightarrow \infty} \|A^t\| = \infty$. Finally, prove that $\rho(A) = \lim_{t \rightarrow \infty} \|A^t\|^{1/t}$.

4.3. Prove that the spectral radius of a product of matrices is not necessarily bounded by the product of the spectral radii of the individual matrices. That is, show that in general,

$$\rho\left(\prod_{i=1}^n A_i\right) \not\leq \prod_{i=1}^n \rho(A_i).$$

4.4. Prove that a stochastic linear dynamical system with Gaussian perturbations

$$\mathbf{x}_{t+1} = A\mathbf{x}_t + \mathbf{w}_t, \quad \mathbf{w}_t \sim \mathcal{N}(0, I),$$

4.6. EXERCISES

53

constitutes a reversible Markov chain if and only if A is symmetric, i.e. $A = A^\top$.

Hint: One path to this exercise is to explicitly calculate the stationary distribution of a LDS and then to verify reversibility as stated in its definition. Exercise 3.6 provides an alternative without the need to derive the stationary distribution.

4.5. This exercise explores the consequences of γ -BIBO stability (Definition 2.4) for linear systems. While we have already seen sufficient conditions to ensure BIBO stability, we ask for the necessity of such conditions.

A. For a time-invariant linear system (A, B) equipped with a linear policy K , prove that BIBO stability indeed implies that $\rho(A + BK) < 1$. In fact, comment on how large $\rho(A + BK)$ can be.

B. For a time-invariant linear system, prove that there exists $\kappa > 0$ and $\delta \in (0, 1]$ such that, for all t , $\|(A + BK)^t\| \leq \kappa(1 - \delta)^t$. In particular, this proves that the conditions listed in Lemma 4.8 are necessary, in addition to being sufficient.

C. Construct a time-varying linear systems that is BIBO stable, yet does not have the exponential decay properties required in Lemma 4.9.

4.6. Prove that the bound of one on the operator norm of the matrix A is sufficient but not necessary condition for stabilizability.

Chapter 5

Optimal Control of Linear Dynamical Systems

In the chapters thus far we have studied more basic notions than control, namely solution concepts of dynamical systems such as stabilizability and controllability. Even for these more basic problems, we have seen that they are computationally intractable in general.

This motivated us to look into simpler dynamics, namely linear dynamical systems, for which we can at least answer basic questions about stabilizability and controllability. In this chapter, we consider how we can control linear dynamical systems optimally.

The answer is positive in a strong sense. An archetypal problem in optimal control theory is the control of linear dynamical systems with quadratic cost functions. This setting is called the Linear Quadratic Regulator which we define and study in this chapter. The resulting efficient and practical algorithm is one of the most widely used subroutines in control.

5.1 The Linear-Quadratic Regulator

The linear quadratic regulator (LQR) problem is that of optimal control of a linear dynamical system with known and fixed quadratic costs. Formally,

Definition 5.1. *The Linear Quadratic Regulator (LQR) input is a linear dynamical system that evolves according to*

$$\mathbf{x}_{t+1} = A\mathbf{x}_t + B\mathbf{u}_t + \mathbf{w}_t,$$

where $\mathbf{w}_t \sim \mathcal{N}(0, \sigma^2)$ is i.i.d. Gaussian, and convex quadratic cost functions are specified by matrices Q and R .

The goal is to generate a sequence of controls \mathbf{u}_t that minimizes the expected cost, taken over the randomness of the perturbations, given by quadratic loss functions,

$$\min_{\mathbf{u}(\mathbf{x})} \mathbb{E} \left[\sum_{t=1}^T \mathbf{x}_t^\top Q \mathbf{x}_t + \mathbf{u}_t^\top \mathbf{R} \mathbf{u}_t \right].$$

To remind the reader, the notation we use is as follows:

1. $\mathbf{x}_t \in \mathbb{R}^{d_x}$ is the state.
2. $\mathbf{u}_t \in \mathbb{R}^{d_u}$ is the control input.
3. $\mathbf{w}_t \in \mathbb{R}^{d_w}$ is the perturbation sequence drawn i.i.d. from normal distributions, or any other zero-mean distribution as long as the draws are independent of states or controls.
4. $A \in \mathbb{R}^{d_x \times d_x}$, $B \in \mathbb{R}^{d_x \times d_u}$ are the system matrices.
5. $Q \in \mathbb{R}^{d_x \times d_x}$, $R \in \mathbb{R}^{d_u \times d_u}$ are positive semi-definite matrices. Thus, the cost functions are convex.

This framework is very useful since many physical problems, such as the centrifugal governor and the ventilator control problem, can be approximated by a linear dynamical system. In addition, the quadratic convex cost functions are natural in many physical applications.

The LQR is a special case of a Markov decision process which we have described in chapter 3, since the transitions are stochastic. However, naive application of value iteration, policy iteration, or linear programming do not apply, since there are infinitely many states and actions.

We proceed to describe a particularly elegant solution to the LQR problem that makes use of its special structure.

5.2 Optimal Solution of the LQR

We know from Chapter 3 that the LQR is a special case of a finite-time Markov Decision Process, and hence admits an optimal policy. However, the optimal policy is in general a mapping from states to actions, both of which are infinite Euclidean spaces in our case.

Nevertheless, it can be shown that the optimal policy for an LQR is a **linear policy**, i.e. a linear mapping from \mathbb{R}^{d_x} to \mathbb{R}^{d_u} ! This astonishing fact together with a remarkable property of the value function is formally

5.2. OPTIMAL SOLUTION OF THE LQR

57

given in the following theorem. We state the theorem for a finite number of iterations, and for a linear time-invariant system. Generalizing this to a time-varying linear system is left as exercise 5.1.

Theorem 5.2. *For the LQR problem with finite $T > 0$ iterations, there exist positive semi-definite matrices S_t , K_t and scalars c_t , such that the optimal value function and optimal policy satisfy:*

$$\mathbf{v}_t^*(\mathbf{x}) = \mathbf{x}^\top S_t \mathbf{x} + c_t, \quad \mathbf{u}_t^*(\mathbf{x}) = K_t \mathbf{x}.$$

Proof. Recall that the Bellman Optimality equation for a general MDP is written as

$$\mathbf{v}_t^*(s) = \max_a \left\{ R_{sa} + \sum_{s'} P_{ss'}^a \mathbf{v}_{t+1}^*(s') \right\}.$$

We henceforth write the special case applicable to LQR, and prove the theorem by backward induction on t .

Base Case: For $t = T$, we have

$$\mathbf{v}_T^*(\mathbf{x}) = \min_{\mathbf{u}} \{ \mathbf{x}^\top Q \mathbf{x} + \mathbf{u}^\top R \mathbf{u} \}.$$

Since $R \succcurlyeq 0$, a minimum occurs at $\mathbf{u} = 0$. Hence, $S_T = Q \succcurlyeq 0$, $K_T = 0$ and $c_T = 0$.

Inductive Step: Assume for some $t > 1$ that $\mathbf{u}_t^*(\mathbf{x}) = K_t \mathbf{x}$ and $\mathbf{v}_t^*(\mathbf{x}) = \mathbf{x}^\top S_t \mathbf{x} + c_t$. Then we have

$$\begin{aligned} \mathbf{v}_{t-1}^*(\mathbf{x}) &= \min_{\mathbf{u}} \{ \mathbf{x}^\top Q \mathbf{x} + \mathbf{u}^\top R \mathbf{u} + \mathbf{E}_{\mathbf{w}} \mathbf{v}_t^*(A\mathbf{x} + B\mathbf{u} + \mathbf{w}) \} \\ &= \min_{\mathbf{u}} \{ \mathbf{x}^\top Q \mathbf{x} + \mathbf{u}^\top R \mathbf{u} + \mathbf{E}_{\mathbf{w}} [(A\mathbf{x} + B\mathbf{u} + \mathbf{w})^\top S_t (A\mathbf{x} + B\mathbf{u} + \mathbf{w})] \} + c_t \\ &= \min_{\mathbf{u}} \{ \mathbf{x}^\top Q \mathbf{x} + \mathbf{u}^\top R \mathbf{u} + (A\mathbf{x} + B\mathbf{u})^\top S_t (A\mathbf{x} + B\mathbf{u}) + \mathbf{E}_{\mathbf{w}}[\mathbf{w}^\top S_t \mathbf{w}] \} + c_t, \end{aligned}$$

where in the last equality we used the fact that $\mathbf{E}[\mathbf{w}] = 0$, and that the perturbation is independent of the state and control. We henceforth denote the second moment of the noise by $\mathbf{E}[\mathbf{w}\mathbf{w}^\top] = \sigma^2 I$.

Since R and S_t are positive semi-definite, the expression above is convex as a function of \mathbf{u} . At the global minimum the gradient vanishes, and hence

$$\nabla_{\mathbf{u}} \left[\mathbf{x}^\top Q \mathbf{x} + \mathbf{u}^\top R \mathbf{u} + (A\mathbf{x} + B\mathbf{u})^\top S_t (A\mathbf{x} + B\mathbf{u}) + \sigma^2 \text{Tr}(S_t) \right] = 0.$$

Since Q, R, S_t are all positive semi-definite and symmetric, this gives us

$$2R\mathbf{u} + 2B^\top S_t A\mathbf{x} + 2B^\top S_t B\mathbf{u} = 0 \implies (R + B^\top S_t B)\mathbf{u} = -B^\top S_t A\mathbf{x}.$$

Hence, we have that

$$\mathbf{u}_{t-1}(\mathbf{x}) = K_{t-1}\mathbf{x}, \quad K_{t-1} = -(R + B^\top S_t B)^{-1}(B^\top S_t A).$$

If the matrices above are not full rank, we use the notation M^{-1} for the Moore-Penrose pseudo inverse. Plugging this in the expression for the value function, we get

$$\begin{aligned} \mathbf{v}_{t-1}^*(\mathbf{x}) &= \mathbf{x}^\top Q \mathbf{x} + \mathbf{x}^\top K_{t-1}^\top R K_{t-1} \mathbf{x} + \mathbf{x}^\top (A - B K_{t-1})^\top S_t (A - B K_{t-1}) \mathbf{x} + \sigma^2 \mathbf{Tr}(S_t) + c_t \\ &= \mathbf{x}^\top S_{t-1} \mathbf{x} + c_{t-1} \end{aligned}$$

where $S_{t-1} = Q + K_{t-1}^\top R K_{t-1} + (A - B K_{t-1})^\top S_t (A - B K_{t-1})$ is positive semi-definite, and $c_{t-1} = c_t + \sigma^2 \mathbf{Tr}(S_t)$. □

5.3 Infinite Horizon LQR

Although infinite horizon problems can never appear in the real world, in practice the horizon length may be unknown. Although there are techniques to iteratively update the horizon length with geometric increasing guesstimates, these are slow and impractical.

An alternative is to solve the LQR for the infinite horizon case, which results in a very elegant solution. Not only that, this turns out to be a practical solution to which the finite-horizon solution converges quickly.

The infinite horizon LQR problem can be written as follows:

$$\begin{aligned} \min_{\mathbf{u}(\mathbf{x})} \lim_{T \rightarrow \infty} \frac{1}{T} \mathbb{E} \left[\sum_{t=1}^T \mathbf{x}_t^\top Q \mathbf{x}_t + \mathbf{u}_t^\top R \mathbf{u}_t \right] \\ \text{s.t. } \mathbf{x}_{t+1} = A \mathbf{x}_t + B \mathbf{u}_t + \mathbf{w}_t, \end{aligned}$$

where similar to the finite horizon case, we assume that the perturbations \mathbf{w}_t are i.i.d. zero mean and have bounded variance. We henceforth assume that the perturbations are all zero for simplicity, adding zero-mean bounded variance perturbations is left as exercise 5.2.

Without perturbations, the Bellman optimality equation becomes

$$\mathbf{v}^*(\mathbf{x}) = \min_{\mathbf{u}} \left\{ \mathbf{x}^\top Q \mathbf{x} + \mathbf{u}^\top R \mathbf{u} + \mathbf{v}^*(A \mathbf{x} + B \mathbf{u}) \right\}.$$

5.3. INFINITE HORIZON LQR

59

Assuming that the value function is quadratic, we have:

$$\mathbf{x}^\top S \mathbf{x} = \min_{\mathbf{u}} \left\{ \mathbf{x}^\top Q \mathbf{x} + \mathbf{u}^\top R \mathbf{u} + (\mathbf{A} \mathbf{x} + \mathbf{B} \mathbf{u})^\top S (\mathbf{A} \mathbf{x} + \mathbf{B} \mathbf{u}) \right\}.$$

Similar to the finite time case, we have the following result.

Lemma 5.3. *The optimal policy is given by a transformation $\mathbf{u}^*(\mathbf{x}) = \mathbf{K} \mathbf{x}$.*

Proof. At optimality, the gradient with respect to \mathbf{u} of the equation above is zero. This implies that

$$2R\mathbf{u} + 2B^\top S \mathbf{B} \mathbf{u} + 2B^\top S \mathbf{A} \mathbf{x} = 0,$$

which implies

$$\mathbf{K} = -(R + B^\top S B)^{-1} (B^\top S A).$$

□

Plugging back into the Bellman equation, we obtain

$$\mathbf{x}^\top S \mathbf{x} = \mathbf{x}^\top Q \mathbf{x} + \mathbf{x}^\top \mathbf{K}^\top R \mathbf{K} \mathbf{x} + \mathbf{x}^\top (\mathbf{A} + \mathbf{B} \mathbf{K})^\top S (\mathbf{A} + \mathbf{B} \mathbf{K}) \mathbf{x}.$$

Since this equality holds for all \mathbf{x} , we get

$$S = Q + \mathbf{K}^\top R \mathbf{K} + (\mathbf{A} + \mathbf{B} \mathbf{K})^\top S (\mathbf{A} + \mathbf{B} \mathbf{K}).$$

Simplifying this expression we obtain

$$S = Q + A^\top S A - A^\top S B (R + B^\top S B)^{-1} B^\top S A.$$

This equation is called the **Discrete Time Algebraic Riccati Equation** (DARE) and is one of the most important equations in control theory.

5.3.1 Solving the DARE

In the 1-D case, although the right side of the equation is a rational function, we can multiply both sides by $R + B^\top S B$ to form a quadratic equation in S . Solving the DARE therefore corresponds to finding a non-negative root of a quadratic polynomial in the one-dimensional case.

In higher dimension, the correct generalization is somewhat more difficult to see, but using Lemma 4.5, the equation can be reformulated as the solution to the following SDP.

$$\min_{X \in \mathcal{S}^{d_x \times d_x}} \langle X, I \rangle$$

$$\text{subject to } \begin{bmatrix} X & B^T S A \\ A^T S B & R + B^T S B \end{bmatrix} \succeq 0,$$

$$\text{and } S = Q + A^T S A - X.$$

A popular alternative is to adapt the value iteration algorithm to this setting by iteratively applying the right side of the aforementioned equation as an operator. Concretely, starting from $S_0 \succeq 0$, we choose

$$S_{t+1} = Q + A^T S_t A - A^T S_t B (R + B^T S_t B)^{-1} B^T S_t A.$$

5.4 Robust Control

The solution to the LQR problem is a hallmark of optimal control theory and one of the most widely used techniques in control. However, the assumption that the disturbances are stochastic and i.i.d. is a strong one, and numerous attempts have been made over the years to generalize the noise model.

One of the most important and prominent generalizations is that of robust control, also known as H_∞ -control. The goal of H_∞ -control is to come up with a more robust solution, by considering the optimal solution vs. any possible perturbation sequence from a certain family. Formally, we aim to solve:

$$\begin{aligned} \min_{\mathbf{u}_{1:T}(\mathbf{x})} \max_{\mathbf{w}_{1:T}} \sum_{t=1}^T \mathbf{x}_t^\top Q \mathbf{x}_t + \mathbf{u}_t^\top R \mathbf{u}_t \\ \text{s.t. } \mathbf{x}_{t+1} = A_t \mathbf{x}_t + B_t \mathbf{u}_t + \mathbf{w}_t, \end{aligned}$$

where we use the exact same notation as in previous sections.

Notice that this problem does not fall into the category of a Markov Decision Process, since \mathbf{w}_t 's are no longer stochastic. Therefore the typical Bellman optimality criterion does not apply.

Instead, the appropriate techniques to address this problem come from the theory of dynamical games. The above is, in fact, a two-player zero sum game. The first player tries to minimize the costs and the other attempts to maximize the costs, both players subject to the dynamics evolution constraint.

Using techniques from dynamic games, the following can be proven, see e.g [ZDG96b, BB08].

5.4. ROBUST CONTROL

61

Theorem 5.4. *For the H_∞ control problem with quadratic convex loss functions, the optimal solution is a linear policy of the state given by*

$$\mathbf{u}_t = K_t \mathbf{x}_t.$$

The proof is somewhat more involved than the LQR derivation, and is omitted from this text.

5.5 Bibliographic Remarks

Optimal control is considered to be the hallmark of control theory, and numerous excellent introductory texts cover it in detail, e.g. [Ste94, Hes18].

The LQR problem and its solution were introduced in the seminal work of Kalman [Kal60], who also introduced the eponymous filtering procedure for linear estimation.

While seemingly a natural corollary of equivalent results for MDPs, the existence of value functions for linear control is made subtle by the continuous nature of the state space and stabilizability, or the lack thereof. A discussion on sufficient and necessary conditions to existence of solutions to Riccati equations can be found in [Ber07, HSK96].

The development of H_∞ control was driven by an observation made in the seminal paper of Doyle [Doy78] that, unlike in the fully observed case, the solution to the optimal control problem for partially observed linear systems (which we study in later chapters) is not naturally robust to misspecification of system parameters. This suggests that robustness specifications constitute yet another axis of performance for control algorithms, and may at times be at odds with the objective of optimal control. For in-depth treatment of H_∞ control see [ZDG96b]. The text [BB08] presents a succinct derivation of robust controllers entirely in the state space, as the solution to a dynamic game between the controller and an adversary.

Although developed in the linear setting, adaptations of the LQR controller are also widely used to control non-linear systems [Li05, LK13].

5.6 Exercises

5.1. Prove Theorem 5.2 for a time-varying linear dynamical system.

5.2. Derive the solution to the infinite horizon LQR with zero mean Gaussian noise.

Part II

Basics of Nonstochastic Control

Chapter 6

Policy classes for dynamical systems

In chapter 5, we studied the LQR problem, and saw that for linear dynamical systems, the optimal control takes a very special form: it is a linear function of the state. The Markovian property of the Markov Decision Process framework for reinforcement learning suggests that the optimal policy is always a function of the current state. It is characterized by the Bellman optimality equation, and can be computed in complexity proportional to the number of states and actions using, for example, the value iteration algorithm which we analyzed in a previous chapter.

However, this changes when we deviate from the MDP framework, which may be warranted for a variety of reasons:

1. The state is not fully observable.
2. The reward functions change online.
3. The transition mapping changes is not fixed and changes online.
4. The transitions or costs are subject to adversarial noise.

In such scenarios involving significant deviations from the MDP framework, classical notions of optimality may be ill-defined. Or if they do exist, the optimal policy may no longer be a mapping from immediate state to action. Rather, the learner may be required to use other signals available to her when choosing an action that is most beneficial in the long run. To this we add a significant consideration: computation of optimal **state-based policies may be computationally intractable**.

This motivates the current chapter which studies more general policies. We consider several options for control policies, as well as the relationships between them, in the context of continuous control. A control policy can take action according to several signals that may be available and observable as listed below.

1. State Action Control policies.

The system state, denoted \mathbf{x}_t , if it is observable. Policies that map the state to action are called State-Feedback or State-Action policies, and are the most commonly considered in the literature. As we have seen in chapter 5, the optimal policy for LDS with stochastic noise is a linear state-feedback policy.

More generally, a State-Action policy may depend on several previous states in a linear or non-linear manner. The most commonly considered policy class is a linear combination of previous states, but any (non-linear) mapping of the form

$$\mathbf{u}_t = \pi(\mathbf{x}_{t-1:t-h}) = \pi(\mathbf{x}_{t-1}, \dots, \mathbf{x}_{t-h}) , \quad \pi \in \mathbb{R}^{d_x \times h} \mapsto \mathbb{R}^{d_u} ,$$

can be considered. The parameter $h > 0$ is the number of most recent states that the policy considers when computing the next action.

2. Disturbance Action Control policies.

If the perturbation to the system, denoted \mathbf{w}_t , is known, Disturbance Action Control policies (DAC) choose an action based upon the current and potentially previous disturbances,

$$\mathbf{u}_t = \pi(\mathbf{w}_{t-1:t-h}) , \quad \pi \in \mathbb{R}^{d_w \times h} \mapsto \mathbb{R}^{d_u} .$$

For time-invariant linear dynamical systems, the two policies classes, linear DAC and linear SAC, are equivalent, since the states and disturbances are linearly related under DAC and SAC policies. We give a formal theorem that quantifies this relationship later in this chapter.

However, for certain scenarios, the policy class of DAC is significantly better behaved than state-action control policies from a computational viewpoint. We shall explore efficient algorithms that learn optimal policies from this class in the next chapter.

3. Observation Action Control policies.

In the case of dynamical systems that are partially observed and/or unknown, both policy classes above are infeasible, since the state and

disturbance are similarly unknown. A natural policy parameterization is linear in the past observations. A special case of such policies is the class of Linear Dynamical Controllers, as stated below.

4. Linear Dynamical Control policies.

A particularly useful policy class for partially observed linear dynamical systems is Linear Dynamical Controllers. These policies simulate an “internal linear dynamical system” to estimate the hidden state, and choose the action at any time step as a linear function of this estimate.

A linear dynamic controller π has parameters $(A_\pi, B_\pi, C_\pi, D_\pi)$, and chooses a control at time t according to

$$\mathbf{u}_t^\pi = C_\pi \mathbf{s}_t + D_\pi \mathbf{x}_t, \quad \mathbf{s}_{t+1} = A_\pi \mathbf{s}_t + B_\pi \mathbf{x}_t.$$

5. Disturbance Response Control policies.

Another important class of policies for control with partial observability is known as the disturbance response controllers, or DRC. The motivation for this control policy class is computational: in later chapters we show efficient algorithms that learn policies within this class.

The main signal used by the DRC policy class is called **Nature’s y’s**, denoted by $\mathbf{y}_t^{\text{nat}}$. This signal is the would-be observation at time t assuming all inputs to the system were zero from the beginning of time. Mathematically, DRC policies choose an action as a function of previous Nature’s y’s signals, i.e.,

$$\mathbf{u}_t = \pi(\mathbf{y}_{t:t-h}^{\text{nat}}), \quad \pi : \mathbb{R}^{d_y \times (h+1)} \mapsto \mathbb{R}^{d_u}.$$

6.1 Relating the power of policy classes

We motivated the consideration of nonstandard policy classes by the need to deviate from the classical reinforcement learning model of Markov Decision Processes. Another important consideration is computational; some policy classes we consider will yield efficient algorithms, whereas in standard representation none are known.

To be able to give rigorous statements on the performance of methods that optimize these new policy classes, it is crucial to be able to relate their representation power. Furthermore, as we consider adversarial perturbations, we shall compare policies in terms of how they perform *in hindsight*, rather than using any absolute metric of optimality. This motivates our main comparison metric as follows.

Definition 6.1. We say that a class of policies Π_1 ε -approximates class Π_2 if the following clause is satisfied: for every $\pi_2 \in \Pi_2$, there exists $\pi_1 \in \Pi_1$ such that, simultaneously for all sequences of T disturbances and cost functions, it holds that

$$\sum_{t=1}^T |c_t(\mathbf{x}_t^{\pi_1}, \mathbf{u}_t^{\pi_1}) - c_t(\mathbf{x}_t^{\pi_2}, \mathbf{u}_t^{\pi_2})| \leq T\varepsilon.$$

The significance of this definition is that if a simple policy class approximates another more complicated class, then it suffices to consider only the first. The usefulness of this definition stems from its implication for regret minimization, as per definition 1.3, as follows.

Lemma 6.2. Let policy class Π_1 ε -approximate policy class Π_2 . Then for any control algorithm \mathcal{A} we have

$$\text{regret}_T(\mathcal{A}, \Pi_2) \leq \text{regret}_T(\mathcal{A}, \Pi_1) + \varepsilon T.$$

The proof of this lemma is left as an exercise to the reader (Exercise 6.1). We now proceed to study the approximation relationships between the policy classes we surveyed earlier.

6.2 Quantitative Comparison of Policy Classes for Time Varying Linear Dynamical Systems

In this section we formally relate the power of different complexity classes for the special case of time-varying linear dynamical systems. Recall from Chapter 4 that time varying linear dynamical systems were been proposed by Lyapunov as a general methodology to study nonlinear dynamics, and thus are of broad interest.

For the rest of this section we assume full observation of the state and let

$$\mathbf{x}_{t+1} = A_t \mathbf{x}_t + B_t \mathbf{u}_t + \mathbf{w}_t.$$

A sequence of stabilizing linear controllers for such a system is denoted by $\{K_t\}$. Schematically, the relationships we describe below are given in Figure 6.1 for fully observed systems, and in Figure 8.1 for partially observed systems.

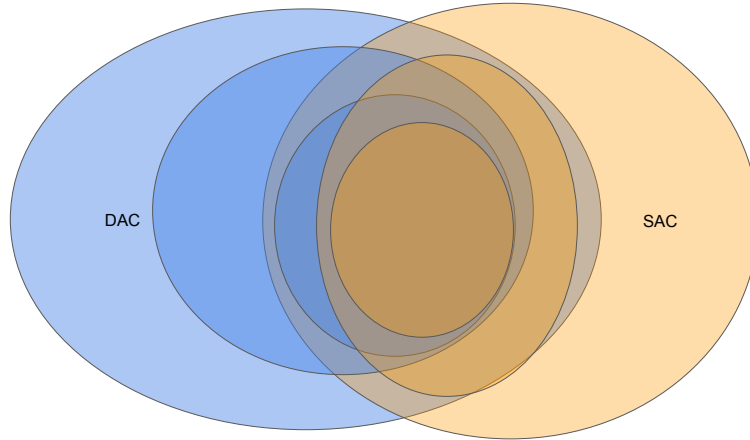


Figure 6.1: Schematic relationship between linear Disturbance-Action Control policies and linear State-Action Control policies of increasing diameter for linear time invariant systems.

6.2.1 Linear Policies

The most elementary and well-studied policy classes for control of linear dynamical systems are linear policies, i.e. those that choose a control signal as a (fixed) linear function of the state. The most important subcase of linear policies are those that are γ -stabilizing, meaning that the signal they create does not cause an unbounded state. This was formalized in Definition 2.4. Formally,

Definition 6.3 (Linear Policies). *A linear controller $K \in \mathbb{R}^{d_u \times d_x}$ is a linear operator mapping state to control. We denote by Π_γ^{LIN} the set of all linear controllers that are γ -stabilizing and are bounded in Frobenius norm by $\|K\| \leq \gamma$.*

6.2.2 Linear Dynamic Controllers

The next policy class is particularly useful for linear dynamical systems with partial observation. Linear Dynamical Controllers simulate an “internal linear dynamical system” so to recover a hidden state, and play a linear function over this hidden state. The formal definition is given below.

Definition 6.4 (Linear Dynamic Controllers). *A linear dynamic controller π has parameters (A_π, B_π, C_π) , and chooses a control at time t as*

$$\mathbf{u}_t^\pi = C_\pi \mathbf{s}_t, \quad \mathbf{s}_t = A_\pi \mathbf{s}_{t-1} + B_\pi \mathbf{x}_t.$$

Clearly the class of LDCs approximates linear policies without any error, since we can take A_π, B_π, C_π to be zero, and obtain a purely linear policy.

We denote by Π_γ^{LDC} the class of all LDC that are γ -stabilizing as per Definition 2.4 and Exercise 4.5. This implies the existence of parameters $\frac{\kappa}{\delta} \leq \gamma$ that satisfy

$$\forall i, \|A_\pi^i\| \leq \kappa(1 - \delta)^i, \quad (\|B_\pi\| + \|C_\pi\|) \leq \kappa.$$

LDCs are an important policy class for control of linear dynamical systems since they perform favorably in presence of partial observability. Furthermore, the optimal control law for latent LDS with Gaussian disturbances and quadratic loss functions is contained in the class of LDCs.

6.2.3 Generalized Linear Controllers

We present a generalization of linear controllers below. This generalization class is at least as expressive as LDCs.

Definition 6.5 (Generalized Linear Controllers). *A generalized linear controller π has parameters $M_{0:h}$, and chooses a control at time t according to*

$$\mathbf{u}_t^\pi = \sum_{i=0}^h M_i \mathbf{x}_{t-i}.$$

An important concept for generalized linear controllers is that of **lifting**, or creating a larger linear system that subsumes the GLC. Given a certain GLC with memory h , consider the system given by

$$\mathbf{z}_{t+1} = \tilde{A}_t \mathbf{z}_t + \tilde{B}_t \mathbf{u}_t + \tilde{C}_t \mathbf{w}_t,$$

where

$$\tilde{A}_t = \begin{array}{|c|c|c|c|c|} \hline A_t & 0 & \dots & 0 & 0 \\ \hline I & 0 & \dots & 0 & 0 \\ \hline 0 & I & \dots & 0 & 0 \\ \hline \vdots & \vdots & \dots & \vdots & \vdots \\ \hline 0 & 0 & \dots & I & 0 \\ \hline \end{array}, \quad \tilde{B}_t = \begin{array}{|c|} \hline B_t \\ \hline 0 \\ \hline 0 \\ \hline \vdots \\ \hline 0 \\ \hline \end{array}, \quad \tilde{C}_t = \begin{array}{|c|} \hline I \\ \hline 0 \\ \hline 0 \\ \hline \vdots \\ \hline 0 \\ \hline \end{array}.$$

It can be seen that a GLC for the original system is simply a linear controller $\mathbf{u}_t^\pi = [M_0 \dots M_h] \mathbf{z}_t$ for the lifted system! This observation will be useful to us later on.

We denote by $\Pi_{h,\gamma}^{GLC}$ the class of all GLC with $\sum_{i=0}^h \|M_i\| \leq \gamma$, and $\mathbf{M}_{1:h}$ that is γ -stabilizing as per Definition 2.4. The following lemma (proof left as an exercise) shows that GLC approximate LDC (and of course linear controllers):

Lemma 6.6. *The class $\Pi_{h,\gamma}^{GLC}$ ε -approximates the class $\Pi_{\gamma'}^{LDC}$ for $h = \Omega(\gamma' \log(\frac{\gamma'}{\varepsilon}))$, and $\gamma = 2\gamma'^3$.*

The class of GLC is thus very general and intuitive. It is, however, difficult to work with for the regret metric, due to its counterfactual structure.

6.2.4 Disturbance Action Controllers

We next define the most important set of policies in nonstochastic control, known as the disturbance action controllers, or DAC. The main advantages of DAC as opposed to GLC, LDC and linear controllers are that the cost of control is convex in their parametrization, and thus allows for provably efficient optimization. Moreover, this set of policies is stronger than GLC in the sense that it ε -approximates them, as we shortly show.

Definition 6.7 (Disturbance Action Controller). *A disturbance action policy $\pi_{K_{1:T}, M_{1:h}}$ is parameterized by the matrices $M_{0:h} = [M_0, M_1, \dots, M_h]$ and stabilizing controllers $\{K_t\}$. It outputs control \mathbf{u}_t^π at time t according to the rule*

$$\mathbf{u}_t^\pi = K_t \mathbf{x}_t + \sum_{i=1}^h M_i \mathbf{w}_{t-i} + M_0.$$

Without loss of generality, we take $M_0 = 0$, as we can add a fictitious unit coordinate to the perturbations $\{\mathbf{w}_t\}$, and modify the system accordingly. This will allow a constant shift in the control.

Denote by $\Pi_{h,\gamma}^{DAC}$ the set of all disturbance action policies with $K_{1:T}$ being γ -stabilizing linear controllers for the system and

$$\sum_{i=1}^h \|M_i\| \leq \gamma.$$

The class of DAC always produces a stabilizing control signal whenever $K_{1:T}$ are sequentially stabilizing for the entire system $\{A_t, B_t\}$. This important fact can be seen in the following lemma.

Lemma 6.8. Any DAC policy in $\Pi_{h,\gamma}^{DAC}$ is γ^2 -stabilizing.

Proof. For convenience, denote by $M_0 = I$, and the fictitious noise term $\tilde{\mathbf{w}}_t = \sum_{i=0}^h M_i \mathbf{w}_{t-i}$. First, due to the bound on $M_{1:h}$ and \mathbf{w}_t , we have that

$$\|\tilde{\mathbf{w}}_t\| = \left\| \sum_{i=0}^h M_i \mathbf{w}_{t-i} \right\| \leq \sum_{i=0}^h \|M_i\| \|\mathbf{w}_{t-i}\| \leq \gamma,$$

for $\|M\|$ being the spectral norm of M .

Next, since K_t 's are stabilizing, we can bound the historically distant terms as below. Observe that the state at time t , following any DAC policy π , is given by

$$\begin{aligned} \mathbf{x}_{t+1} &= A_t \mathbf{x}_t + B_t \mathbf{u}_t + \mathbf{w}_t \\ &= A_t \mathbf{x}_t + B_t (K_t \mathbf{x}_t + \sum_{i=1}^h M_i \mathbf{w}_{t-i}) + \mathbf{w}_t \\ &= (A_t + B_t K_t) \mathbf{x}_t + B_t \sum_{i=0}^h M_i \mathbf{w}_{t-i} && \text{using } M_0 = I \\ &= \sum_{j=0}^{t-1} \left(\left[\prod_{\tau=t-j}^t (A_\tau + B_\tau K_\tau) \right] B_{t-j} \sum_{i=0}^h M_i \mathbf{w}_{t-i-j} \right) \\ &= \sum_{j=0}^{t-1} \left(\left[\prod_{\tau=t-j}^t (A_\tau + B_\tau K_\tau) \right] B_{t-j} \tilde{\mathbf{w}}_{t-j} \right). \end{aligned}$$

We can thus view the states x_t as generated by a γ -stabilizing policy over noises that are of magnitude γ , and hence bounded by γ^2 . \square

The above lemma is already a good indication about DAC: they generate controls that at least don't cause a blow up. But how expressive are these policies in terms of reaching the optimal solution?

One of the main appeals of the DAC class is the following approximation lemma which shows that for time-invariant systems DAC are in fact a stronger class than GLC, and thus LDC. This is a strong guarantee, since it implies that competing with the best policy in DAC implies competing with the best GLC/LDC.

We start by showing that DAC approximate all linear controllers. This is not a vacuous statement, since the K_t terms for DAC is now only assumed to be stabilizing, and not necessarily optimal for the actual sequence.

6.2. QUANTITATIVE COMPARISONS

73

Lemma 6.9. *Consider a time-invariant linear dynamical system $\{A, B\}$. The class $\Pi_{h,\gamma}^{DAC}$ ε -approximates the class $\Pi_{\gamma'}^{LIN}$ for $h = \Omega(\gamma' \log(\frac{\gamma'}{\varepsilon}))$ and $\gamma = \gamma'^2$.*

Proof. Disturbance-action policies use a γ -stabilizing linear policy on which they superimpose linear functions of disturbances – fix such a policy, and let K_0 be this linear stabilizing component. The state sequence thus produced is identical to that obtained by running a DAC with $\mathbf{0}$ as the stabilizing controller on the system $(A + BK_0, B)$. Similarly, the state sequence produced by the execution of a linear policy K on (A, B) is identical to that of the linear policy $K - K_0$ on the system $(A + BK_0, B)$.

Lemma 6.10. *Let $\mathbf{x}_t^\pi(A, B), \mathbf{u}_t^\pi(A, B)$ be the state-action sequence produced by a policy π when executed on a linear dynamical system (A, B) . For any $\varepsilon > 0$, if two policies π_1, π_2 satisfy for all t that*

$$\|\mathbf{x}_t^{\pi_1}(A + BK_0, B) - \mathbf{x}_t^{\pi_2}(A + BK_0, B)\| \leq \varepsilon,$$

$$\|\mathbf{u}_t^{\pi_1}(A + BK_0, B) - \mathbf{u}_t^{\pi_2}(A + BK_0, B)\| \leq \varepsilon$$

when executed on some dynamical system $(A + BK_0, B)$, then when the corresponding policies are executed on the dynamical system (A, B) the iterates guarantee

$$\max\{\|\mathbf{x}_t^{\pi_1}(A, B) - \mathbf{x}_t^{\pi_2}(A, B)\|, \|\mathbf{u}_t^{\pi_1}(A, B) - \mathbf{u}_t^{\pi_2}(A, B)\|\} \leq (1 + \|K_0\|)\varepsilon.$$

With the aid of the above lemma, it will suffice to guarantee that the state-action sequence produced by the linear policy K and an appropriately chosen DAC with the stabilizing part set to $\mathbf{0}$ on an intrinsically γ -stable system (A, B) are similar enough. To prove this, we map any linear policy K to a disturbance-action policy that approximates it arbitrarily well for some history parameter h . Specifically, for a given system A, B and linear policy K , let π_K be the policy given by

$$\forall i \in [0, h], M_i = K(A + BK)^i.$$

Now consider any trajectory that results from applying the linear policy for the given system. Let $\mathbf{x}_{1:T}, \mathbf{u}_{1:T}$ be the states and controls of the linear policy K for a certain trajectory, as affected by a given noise signal. Let $\tilde{\mathbf{x}}_{1:T}, \tilde{\mathbf{u}}_{1:T}$ be the set of states and controls that would have been generated with the same noise sequence, but with the policy π_K . We first observe that control sequences produced by K and π_K are exponentially close.

$$\begin{aligned}
\mathbf{u}_{t+1} &= K\mathbf{x}_{t+1} = K(A\mathbf{x}_t + B\mathbf{u}_t + \mathbf{w}_t) \\
&= K(A + BK)\mathbf{x}_t + K\mathbf{w}_t \\
&= \sum_{i=0}^t K(A + BK)^i \mathbf{w}_{t-i} \\
&= \sum_{i=0}^h K(A + BK)^i \mathbf{w}_{t-i} + Z_t \\
&= \sum_{i=0}^h M_i \mathbf{w}_{t-i} + Z_t \\
&= \tilde{\mathbf{u}}_{t+1} + Z_t
\end{aligned}$$

where $Z_t = \sum_{i=h+1}^t K(A + BK)^i \mathbf{w}_{t-i}$. The magnitude of this residual term can be bounded, due to the existence of $\frac{\kappa}{\delta} \leq \gamma'$ from Exercise 4.5, as

$$\begin{aligned}
|Z_t| &\leq \left\| \sum_{i=h+1}^t K(A + BK)^i \mathbf{w}_{t-i} \right\| \\
&\leq \sum_{i=h+1}^t (1 - \delta)^{i+1} \|K\mathbf{w}_{t-i}\| \\
&\leq \kappa \sum_{i=h+1}^{\infty} (1 - \delta)^i \leq \kappa \int_{i=h}^{\infty} e^{-\delta i} di \\
&= \kappa \frac{1}{\delta} e^{-\delta h} \leq \varepsilon.
\end{aligned}$$

We thus conclude that $\|\mathbf{u}_{t+1} - \tilde{\mathbf{u}}_{t+1}\| \leq \varepsilon$.

To make a similar observation on the corresponding state sequences, first note that

$$\mathbf{x}_{t+1} = \sum_{i=0}^t A^i (\mathbf{w}_{t-i} + B\mathbf{u}_{t-i}).$$

Therefore, since \mathbf{x}_t and $\tilde{\mathbf{x}}_t$ share the same perturbation sequences as a part of their description, their difference can be bounded as a geometrically weighted sum of the difference in control inputs \mathbf{u}_t and $\tilde{\mathbf{u}}_t$ that constitute them. Concretely, we have

$$\begin{aligned} \|\mathbf{x}_t - \tilde{\mathbf{x}}_t\| &= \left\| \sum_{i=1}^t A^{i-1} B (\mathbf{u}_{t-i} - \tilde{\mathbf{u}}_{t-i}) \right\| \\ &\leq \left\| \sum_{i=0}^t A^i B \right\| \max_{i \leq t} \|\mathbf{u}_t - \tilde{\mathbf{u}}_i\| \leq \frac{\kappa}{\delta} \varepsilon, \end{aligned}$$

by using the γ -stability of (A, B) . The approximation in terms of states and controls implies ε -approximation of policy class for any Lipschitz cost sequence, concluding the proof. \square

Recall that GLC can be lifted to a linear dynamical system. Thus a corollary of the above lemma is as follows, and is left as Exercise 6.4.

Corollary 6.11. *Consider a time invariant linear dynamical system given by $\{A, B\}$. The class $\Pi_{h, \gamma}^{DAC}$ ε -approximates the class $\Pi_{h', \gamma'}^{GLC}$, for parameters $h = O(h' + \gamma' \log \frac{\gamma'}{\varepsilon})$, $\gamma = O(\gamma'^2)$.*

6.3 Bibliographic Remarks

Linear state-feedback policies are a mainstay of control theory both in applications, due to their simplicity, and in theory, owing to their optimality in deterministic and stochastic settings as demonstrated in [Kal60]. The methods for computing such policies are often based in dynamic programming. Often motivated by the need to impose constraints beyond optimality such as robustness, various other policy parametrizations were introduced. An early example is the Youla parametrization, sometimes called Q-parametrization [YJB76]. Later on, the introduction of system level synthesis [DMW⁺17, ADLM19], in a similar vein, proved useful for distributed control, especially so given its emphasis on state-space representations. For a comparison of these and additional ones such as input-output parameterizations [FZPK19], see [ZFP⁺20].

The Disturbance Action Control parametrization, introduced in [ABH⁺19], is similar to system level synthesis. Like SLS, it is a convex parametrization that is amenable to the tools of convex optimization. However, unlike SLS, it is a more compact representation that has logarithmically many parameters in its natural representation in terms of the desired approximation guarantee against linear policies. This makes it better suited to machine learning.

6.4 Exercises

- 6.1. Prove Lemma 6.2.
- 6.2. Prove Lemma 6.6.
- 6.3. Prove Lemma 6.10.
- 6.4. Prove Corollary 6.11.

Chapter 7

Online Nonstochastic Control

In this chapter we consider the main new directions that have been taken in the machine learning literature for the control problem.

These new developments are a major departure from classical control, and in recent years have produced methods that compete favorably and many times surpass classical methods. A few characteristics of the new approaches are listed here:

1. Instead of pre-computing an optimal policy, online control seeks to learn a policy using online learning techniques. This fits the framework known as “adaptive control”.
2. In contrast to adaptive control, online control optimizes a rigorous performance metric of regret vs. the best policy in hindsight. Online and non-stochastic control algorithms have provable finite-time regret guarantees.
3. In online nonstochastic control, the loss functions can be general Lipschitz convex losses that are chosen adversarially, as opposed to known quadratic losses in classical control.
4. Online and non-stochastic control deploy improper learning by convex relaxation: this means they compete with a certain policy class using a different policy class. This difference in learned policies allows us to side-step the computational hardness results we have previously explored, and obtain rigorous guarantees for efficient algorithms.

7.1 From Optimal and Robust to Online Control

Recall that the problem of optimal control of a linear time-invariant dynamical system (LDS) is given by the equations

$$\begin{aligned} \min_{\mathbf{u}(\mathbf{x})} \sum_{t=1}^T c_t(\mathbf{x}_t, \mathbf{u}_t) \\ \text{subject to } \mathbf{x}_{t+1} = A\mathbf{x}_t + B\mathbf{u}_t + \mathbf{w}_t, \end{aligned}$$

where \mathbf{x}_t is the state of the system, \mathbf{u}_t is the control input, and \mathbf{w}_t is the perturbation at time t .

Previous chapters showed the optimal control policy to be a linear function of the state when we assumed $\{\mathbf{w}_t\}_{t \in [T]}$ to be i.i.d. zero mean and bounded variance perturbations, and c_t to be quadratic loss functions. Specifically, for positive semi-definite matrices Q and R , the mathematical control formulation becomes

$$\begin{aligned} \min_{\mathbf{u}(\mathbf{x})} \sum_{t=1}^T \mathbf{x}_t^T Q \mathbf{x}_t + \mathbf{u}_t^T R \mathbf{u}_t \\ \text{subject to } \mathbf{x}_{t+1} = A\mathbf{x}_t + B\mathbf{u}_t + \mathbf{w}_t, \quad \mathbf{w}_t \sim \mathcal{D}, \mathbb{E}\mathbf{w}_t = \mathbf{0}. \end{aligned}$$

We have shown in chapter 5 that the optimal solution to this formulation is given by the policy

$$\mathbf{u}_t^* = K\mathbf{x}_t,$$

where K depends on A , B , Q and R . The proof follows by inductively solving the Bellman optimality equation at each step t , starting from time step T and moving backwards to time step 1.

However, this optimal solution requires two conditions:

1. The loss function needs to be a quadratic function.
2. The perturbations are i.i.d. across time (with additional constraints on the mean and the variance).

These conditions are in fact necessary for solving the Bellman optimality equation. Thus, this approach is not as general as we would like. We are missing out on other loss functions commonly used in practice, e.g. cross entropy, or loss functions with regularization terms.

7.1. FROM OPTIMAL AND ROBUST TO ONLINE CONTROL 79

Furthermore and more importantly, many times the perturbations incurred in practice are not i.i.d., in which case we lose all provable guarantees!

An alternative to optimal control is robust, or H_∞ control theory. In this formulation, the goal is to optimize the control for an adversarial noise in a minimax sense, as per the mathematical formulation:

$$\begin{aligned} \min_{\mathbf{u}(\mathbf{x})} \max_{\mathbf{w}_{1:T}: \|\mathbf{w}_{1:T}\| \leq 1} \sum_{t=1}^T c_t(\mathbf{x}_t, \mathbf{u}_t) \\ \text{subject to } \mathbf{x}_{t+1} = A_t \mathbf{x}_t + B_t \mathbf{u}_t + \mathbf{w}_t. \end{aligned}$$

This approach also suffers from several downsides:

1. The above problem is computationally ill-behaved for non-quadratic loss functions.
2. It is non-adaptive in nature, i.e. the system is too pessimistic for cases when the perturbations are well-behaved, like i.i.d. Gaussian perturbations.

The natural question at this point is: **Does there exist an approach that gives the best of both robust and optimal control, and generalizes to any convex cost function?** That's exactly non-stochastic control theory which we define next. But first, we present a motivating example.

7.1.1 Motivating Example for Online Control

Consider the problem of flying a drone from source to destination subject to unknown weather conditions. The aerodynamics of flight can be modeled sufficiently well by time-varying linear dynamical systems, and existing techniques are perfectly capable of doing a great job for indoor flight. However, the wind conditions, rain and other uncertainties are a different story. Certainly the wind is not an i.i.d. Gaussian random variable! Optimal control theory, which exactly assumes this zero-mean noise, is therefore overly optimistic and inaccurate for our problem.

The designer might resort to robust control theory to account for all possible wind conditions, but this is overly pessimistic. What if we encounter a bright sunny day after all? Planning for the worst case would mean slow and fuel-inefficient flight.

We would like an adaptive control theory which allows us to attain the best of both worlds: an efficient and fast flight when the weather permits, and a careful drone maneuver when this is required by the conditions. Can we design a control theory that will allow us to take into account the specific instance perturbations and miss-specifications, and give us finite time provable guarantees? This is the subject of online non-stochastic control!

7.2 The Online Nonstochastic Control Problem

When dealing with non-stochastic, a.k.a. arbitrary or even adversarial perturbations, the optimal policy is not a-priory clear. Rather, an optimal policy for the observed perturbations can be **determined only in hindsight**.

This is the reason that non-stochastic control shifts the performance metric from optimality, to regret vs. the best policy in hindsight from a certain reference class. We have already defined regret in full generality in Definition 1.3, and in this section give a more detailed treatment that specializes to time varying linear dynamical systems.

At this point the reader may wonder: Why should we compare to a reference class, as opposed to all possible policies? There are two answers to this question:

First, the best policy in hindsight may be very complicated to describe and reason about. This argument was made by the mathematician Tyrell Rockafellar; see the bibliographic section for more details. Secondly, it can be shown that it is impossible, in general, to obtain sublinear regret vs. the best policy in hindsight. Rather, a different performance metric called competitive ratio can be analyzed. This will be surveyed later in the book.

We now turn to define policy regret with respect to a reference class of policies. In online control, the controller iteratively chooses a control \mathbf{u}_t , and then observes the next state of the system \mathbf{x}_{t+1} and suffers a loss of $c_t(\mathbf{x}_t, \mathbf{u}_t)$, according to an adversarially chosen loss function. Let $\Pi = \{\pi : \mathbf{u} \mapsto \mathbf{x}\}$ be a class of policies. The regret of the controller w.r.t. Π is defined as follows.

Definition 7.1. *Let $\{A_t, B_t\}$ be a time varying LDS. The regret of an online control algorithm over T iterations w.r.t. the class of policies Π is given by:*

$$\text{regret}_T(\mathcal{A}, \Pi) = \max_{\mathbf{w}_{1:T}: \|\mathbf{w}_t\| \leq 1} \left(\sum_{t=1}^T c_t(\mathbf{x}_t, \mathbf{u}_t) - \min_{\pi \in \Pi} \sum_{t=1}^T c_t(\mathbf{x}_t^\pi, \mathbf{u}_t^\pi) \right),$$

7.3. THE GRADIENT PERTURBATION CONTROLLER

81

where $\mathbf{u}_t = \mathcal{A}(\mathbf{x}_t)$ are the controls generated by \mathcal{A} , and $\mathbf{x}_t^\pi, \mathbf{u}_t^\pi$ are the counterfactual state sequence and controls under the policy π , i.e.

$$\begin{aligned}\mathbf{u}_t^\pi &= \pi(\mathbf{x}_t^\pi) \\ \mathbf{x}_{t+1}^\pi &= A_t \mathbf{x}_t^\pi + B_t \mathbf{u}_t^\pi + \mathbf{w}_t.\end{aligned}$$

Henceforth, if T, Π and \mathcal{A} are clear from the context, we just refer to regret without quantifiers.

The non-stochastic control problem can now be stated as the quest to find an efficient algorithm that minimizes the worst-case regret vs. meaningful policies classes that we examine henceforth. It is important to mention that **the algorithm does not have to belong to the comparator set of policies Π !** Indeed, in the most powerful results, we will see that the algorithm will learn a policy that is strictly not contained in the comparator class.

7.3 The Gradient Perturbation Controller

After exploring the relationships between different classes of controllers, we are ready to prove the main new algorithm in non-stochastic control, which gives a strong regret guarantee against adversarially chosen perturbations.

The algorithm is described in figure (3), for time varying linear dynamical systems. It is a specialization of the template introduced in Algorithm 1 from Section 1.6.2. The main idea is to learn the parametrization of a DAC policy using known online convex optimization algorithms, namely online gradient descent. We henceforth prove that this parametrization is essentially convex, allowing us to prove the main regret bound.

In algorithm (3) we denote by $\mathbf{x}_t(M_{1:h})$ the hypothetical state arrived at by playing a DAC policy $M_{1:h}$ from the beginning of time; note that this may not be equal to the true state \mathbf{x}_t of the dynamical system at time t . The counterfactual $\mathbf{u}_t(M_{1:h})$ is defined similarly.

Algorithm 3 Gradient Perturbation Controller(GPC)

-
- 1: Input: h, η , initialization $M_{1:h}^1$.
 - 2: Observe the linear system (A_t, B_t) , compute a stabilizing linear controller sequence K_t .
 - 3: **for** $t = 1 \dots T$ **do**
 - 4: Use control $\mathbf{u}_t = K_t \mathbf{x}_t + \sum_{i=1}^h M_i^t \mathbf{w}_{t-i}$.
 - 5: Observe state \mathbf{x}_{t+1} ; compute noise $\mathbf{w}_t = \mathbf{x}_{t+1} - A_t \mathbf{x}_t - B_t \mathbf{u}_t$.
 - 6: Record an instantaneous cost $c_t(\mathbf{x}_t, \mathbf{u}_t)$.
 - 7: Construct loss $\ell_t(M_{1:h}) = c_t(\mathbf{x}_t(M_{1:h}), \mathbf{u}_t(M_{1:h}))$.
 Update $M_{1:h}^{t+1} \leftarrow M_{1:h}^t - \eta \nabla \ell_t(M_{1:h}^t)$.
 - 8: **end for**
-

The GPC algorithm comes with a very strong performance guarantee: namely it guarantees vanishing worst case regret vs. the best DAC policy in hindsight. As per the relationship between DAC and other policies, this implies vanishing regret vs. LDC, GLC and linear controllers. The formal statement is given as follows.

Theorem 7.2. *Assuming that*

- a *The costs c_t are convex, bounded, and have bounded gradients w.r.t. both arguments \mathbf{x}_t and \mathbf{u}_t .*
- b *The matrices $\{A_t, B_t\}$ are stabilizable, and have bounded ℓ_2 norm.*

Then the GPC algorithm (3) ensures that

$$\max_{\mathbf{w}_{1:T}: \|\mathbf{w}_t\| \leq 1} \left(\sum_{t=1}^T c_t(\mathbf{x}_t, \mathbf{u}_t) - \min_{\pi \in \Pi^{DAC}} \sum_{t=1}^T c_t(\mathbf{x}_t^\pi, \mathbf{u}_t^\pi) \right) \leq \mathcal{O}(\sqrt{T}).$$

Furthermore, the time complexity of each loop of the algorithm is linear in the number of system parameters and logarithmic in T .

Proof sketch. As per Theorem A.1 in Appendix A, the online gradient descent algorithm for convex loss functions ensures that the regret is $\mathcal{O}(\sqrt{T})$. However, to directly apply the OGD algorithm to our setting, we need to make sure that the following 3 conditions hold true:

- The loss function should be a convex function in the variables $M_{1:h}$.
- The loss function is time dependent because the loss depends on the current state, which further depends on the previous states. The state

7.3. THE GRADIENT PERTURBATION CONTROLLER

83

at each time step depends on the current variable estimates. Hence, \mathbf{x}_t can be shown to be a function of $\{M_{1:h}^i\}_{i=1}^t$, where $M_{1:h}^i$ denotes the variables at step i . Thus, we need to ensure that optimizing the loss function is similar to optimizing a function which doesn't have such a dependence on time.

First, we show that the loss function is convex w.r.t. to the variables $M_{1:h}$. This follows since the states and the controls are linear transformations of the variables.

Lemma 7.3. *The loss functions ℓ_t are convex in the variables $M_{1:h}$.*

Proof. Using \mathbf{x}_t to denote $\mathbf{x}_t(M_{1:h})$ and \mathbf{u}_t to denote $\mathbf{u}_t(M_{1:h})$, the loss function ℓ_t is given by

$$\ell_t(M_{1:h}) = c_t(\mathbf{x}_t, \mathbf{y}_t).$$

Since the cost c_t is a convex function w.r.t. its arguments, we simply need to show that \mathbf{x}_t and \mathbf{u}_t depend linearly on $M_{1:h}$. The state is given by

$$\begin{aligned} \mathbf{x}_{t+1} &= A_t \mathbf{x}_t + B_t \mathbf{u}_t + \mathbf{w}_t = A_t \mathbf{x}_t + B_t \left(K_t \mathbf{x}_t + \sum_{i=1}^h M_i \mathbf{w}_{t-i} \right) + \mathbf{w}_t \\ &= \tilde{A}_t \mathbf{x}_t + \left(B_t \sum_{i=1}^h M_i \mathbf{w}_{t-i} + \mathbf{w}_t \right), \end{aligned}$$

where $\tilde{A}_t = A_t + B_t K_t$. By induction, we can further simplify

$$\mathbf{x}_{t+1} = \sum_{i=0}^t \left(\prod_{j=t-i+1}^t \tilde{A}_j \right) \left(B_{t-i} \sum_{j=1}^h M_j \mathbf{w}_{t-i-j} + \mathbf{w}_{t-i} \right), \quad (7.1)$$

which is a linear function of the variables. In the above computation, for convenience, we have assumed that the initial state \mathbf{x}_0 is $\mathbf{0}$.

Similarly, the control \mathbf{u}_t is given by

$$\mathbf{u}_t = K_t \mathbf{x}_t + \sum_{i=1}^h M_i \mathbf{w}_{t-i},$$

and since \mathbf{x}_t was shown to be linear in the variables, so is \mathbf{u}_t . Thus, we have shown that \mathbf{x}_t and \mathbf{u}_t are linear transformations of $M_{1:h}$ and hence, the loss function is convex in $M_{1:h}$. (Why? See Exercise 7.1.) \square

Now, by the regret bound implied by OGD, we have

$$\sum_{t=1}^T l_t(M_{1:h}^t) - \min_{M_{1:h}} \sum_{t=1}^T l_t(M_{1:h}) \leq \mathcal{O}(\sqrt{T}). \quad (7.2)$$

Finally, the actual loss c_t at time t is not calculated on $\mathbf{x}_t(M_{1:h})$, but rather on the true state \mathbf{x}_t , which in turn depends on different parameters $M_{1:h}^i$ for various historical times $i < t$. Nevertheless, $c_t(\mathbf{x}_t, \mathbf{u}_t)$ is well approximated by $l_t(M_{1:h}^t)$, as shown next.

Lemma 7.4. *For all t , $|l_t(M_{1:h}^t) - c_t(\mathbf{x}_t, \mathbf{u}_t)| \leq \mathcal{O}(1/\sqrt{T})$.*

Proof. First, note that to achieve $\mathcal{O}(\sqrt{T})$ regret, OGD uses a step size of $\eta = 1/\sqrt{T}$. Since the gradients of the loss functions are bounded, we have

$$\|M_{1:h}^t - M_{1:h}^{t-i}\| \leq \sum_{s=t-i+1}^t \|M_{1:h}^s - M_{1:h}^{s-1}\| \leq \mathcal{O}\left(\frac{i}{\sqrt{T}}\right).$$

Now, we use the fact that the iterates of OGD $M_{1:h}^t$ move slowly to establish that \mathbf{x}_t and $\mathbf{x}_t(M_{1:h}^t)$ are close in value. Similar to the expansion of $\mathbf{x}_t(M_{1:h})$ in Equation 7.1, \mathbf{x}_t can be written as

$$\mathbf{x}_{t+1} = \sum_{i=0}^t \left(\prod_{j=t-i+1}^t \tilde{A}_j \right) \left(B_{t-i} \sum_{j=1}^h M_j^{t-i} \mathbf{w}_{t-i-j} + \mathbf{w}_{t-i} \right).$$

Recall that the stability of the time-varying linear policy $\{K_t\}$ implies that for any $i \leq j$, $\|\prod_{t=i}^j \tilde{A}_t\| \leq \kappa(1-\delta)^{j-i}$. Therefore, there exists a constant $C \geq 0$ such that

$$\begin{aligned} \|\mathbf{x}_{t+1} - \mathbf{x}_t(M_{1:h}^t)\| &\leq \sum_{i=0}^t \left\| \left(\prod_{j=t-i+1}^t \tilde{A}_j \right) \right\| \left\| B_{t-i} \sum_{j=1}^h \|M_j^{t-i} - M_j^t\| \|\mathbf{w}_{t-i-j}\| \right\| \\ &\leq Ch\eta \sum_{i=0}^t i(1-\gamma)^i \\ &\leq \frac{Ch\eta}{\gamma^2} = \mathcal{O}\left(\frac{1}{\sqrt{T}}\right). \end{aligned}$$

This display also implies that $\|\mathbf{u}_t - \mathbf{u}_t(M_{1:h}^t)\| = \mathcal{O}(1/\sqrt{T})$, since \mathbf{u}_t and $\mathbf{u}_t(M_{1:h}^t)$ only differ in the immediate state they operate on. By definition, $l_t(M_{1:h}^t) = c_t(\mathbf{x}_t(M_{1:h}^t), \mathbf{u}_t(M_{1:h}^t))$. Finally, we note that c_t has bounded derivatives finishing the proof of the lemma. \square

7.3. THE GRADIENT PERTURBATION CONTROLLER

85

Now, we combine the regret guarantee in equation 7.2 and the immediately preceding lemma as

$$\begin{aligned} & \sum_{t=1}^T c_t(\mathbf{x}_t, \mathbf{u}_t) - \min_{\pi \in \Pi^{DAC}} \sum_{t=1}^T c_t(\hat{\mathbf{x}}_t, \pi(\hat{\mathbf{x}}_t)) \\ & \leq \sum_{t=1}^T l_t(M_{1:h}^t) - \min_{\pi \in \Pi^{DAC}} l_t(M_{1:h}^\pi) + T \times \mathcal{O}\left(\frac{1}{\sqrt{T}}\right) = \mathcal{O}(\sqrt{T}), \end{aligned}$$

implying the stated claim. □

7.4 Bibliographic Remarks

The bulk of the material of this chapter is from [ABH⁺19]. The work of [ABH⁺19] defined the general online nonstochastic setting in which the disturbances and the cost functions are adversarially chosen, and where the cost functions are arbitrary convex functions. Follow up work by [AHS19] achieves logarithmic pseudo-regret for strongly convex, adversarially selected losses, and well-conditioned stochastic noise. Logarithmic regret algorithms were derived for online nonstochastic control in [FS20].

Online nonstochastic control with known dynamics was further extended in several directions. Control with bandit feedback for the costs was considered in [GHH20]. More refined regret metrics applicable to changing dynamics were studied in [GHM20, MGSH21, ZWZ22, Sin22]. [LDL21] studies algorithms that balance regret minimization while adhering to constraints. An application of nonstochastic control in iterative planning in the presence of perturbations is described in [AHMS21]. Deluca [GHM20], a control library, provides benchmarked implementations of many such algorithms.

Online nonstochastic control is an extension of the framework of online convex optimization [Haz16] when applied to policies, and thus to loss functions with memory [AHM13]. A similar regret notion was implicit in the work of [EDKM04]. The regret metric when applied to policies is different from the counterfactual notion of policy regret as defined by [ADT12].

The roots of online nonstochastic control can be traced to the online **stochastic** control setting, which we cover in Chapter 10.

An alternate performance metric for online control, which is also non-stochastic, is competitive ratio. This objective tracks the cost of the online controller and compares it to the best policy in hindsight. Control methods that minimize competitive ratio were initiated in [GW19]. This approach was extended in a series of papers [GLSW19, SLC⁺20, GH21]. Thus far the success of this approach was limited to fully observed linear dynamical systems, and further to quadratic costs when achieving the optimal competitive ratio. [GASH22] show that regret minimizers in the non-stochastic setting automatically achieve a near-optimal competitive ratio.

A precursor to nonstochastic control is a line of work, beginning with [AYBK14, CHK⁺18], focused on the control of stochastic systems under sequentially revealed adversarial costs functions. See [CK20, CCK22] for further developments.

7.5 Exercises

7.1. Let $l : \mathbb{R}^d \rightarrow \mathbb{R}$ be a convex function. Prove that for any matrix $A \in \mathbb{R}^{d \times n}$, $l(Ax)$ is convex for $x \in \mathbb{R}^n$.

Chapter 8

Policy Classes for Partially Observed LDS

In this chapter we consider linear time varying systems with partial observation, i.e. the state is not available to the controller. Instead, a (known or unknown) linear projection of the state is revealed. In full generality, recall from definition 1.1 partially observed dynamical system is given by the equations

$$\mathbf{x}_{t+1} = f_t(\mathbf{x}_t, \mathbf{u}_t, \mathbf{w}_t), \quad \mathbf{y}_t = g_t(\mathbf{x}_t).$$

As per our notation thus far, here $\mathbf{x}_t \in \mathbb{R}^{d_x}$ is the state of the system, $\mathbf{y}_t \in \mathbb{R}^{d_y}$ is the observation, $\mathbf{u}_t \in \mathbb{R}^{d_u}$ is the control input, and $\mathbf{w}_t \in \mathbb{R}^{d_w}$ is the perturbation. The function g_t is a mapping from the state to the observed state, and the function f_t is the transition function, given current state \mathbf{x}_t and control input \mathbf{u}_t . The subscript indicates the relevant quantities at time step t .

Many of the control policies we consider in this chapter are general and can be applied to any dynamical system of the above formulation. However, following the paradigm of chapter 6, we relate the representation power of policy classes only for partially observed linear dynamical systems. These are given by the equations

$$\begin{aligned} \mathbf{x}_{t+1} &= A_t \mathbf{x}_t + B_t \mathbf{u}_t + \mathbf{w}_t \\ \mathbf{y}_t &= C_t \mathbf{x}_t. \end{aligned}$$

Often, partially observed LDSs are defined with an additional noise term \mathbf{v}_t corrupting the observations as $\mathbf{y}_t = C_t \mathbf{x}_t + \mathbf{v}_t$. Exercise 8.1 asks the reader to prove that even in such circumstances we may assume the previously stated form for partially observed systems without loss of any generality.

In the partial observation setting some of the control policy classes from chapter 6 are not well defined. We proceed to define policy classes and describe the relationship between them.

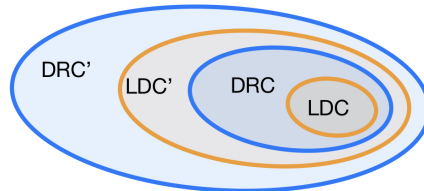


Figure 8.1: Schematic relationship between linear Disturbance-Response Control policies and Linear Dynamical Control policies of increasing dimensions (or number of parameters) for linear time invariant systems.

We limit the discussion in this chapter to stable partially observed systems, although the policy containment results described next hold more broadly.

8.1 Linear Observation Action Controllers

Linear Observation-action controllers are the most natural generalization of linear controllers to the partially observed case, and are defined as follows.

Definition 8.1. *A linear observation-action controller $K \in \mathbb{R}^{d_u \times d_y}$ is a linear operator mapping observation to control as $\mathbf{u}_t^\pi = K\mathbf{y}_t$. We denote by Π_γ^{OAC} the set of all linear controllers bounded in Frobenius norm by $\|K\| \leq \gamma$, that are also γ -stabilizing for given LDS.*

While this class of policies is natural to consider, it turns out to be very inexpressive. Even for optimal control with stochastic noise, the optimal policy cannot be approximated by a linear observation-action policy (see Exercise 8.4). Therefore we proceed to define more expressive and useful policies. However, OACs will be useful in simplifying proofs later on.

8.1.1 Generalized Linear Observation Action Controllers

Similar to the full observation setting, we can generalize linear observation-action controllers to apply to a history of past observations. This additional generality, of taking a history of observations, greatly increases the expressive power of this policy class. The formal definition is below.

8.1. LINEAR OBSERVATION ACTION CONTROLLERS

91

Definition 8.2. Parameterized by matrices $K_{0:h}$, generalized linear observation-action controllers choose a control input as

$$\mathbf{u}_t^\pi = \sum_{i=0}^h K_i \mathbf{y}_{t-i}.$$

Let $\Pi_{h,\gamma}^{GOAC}$ be that class of all such policies satisfying $\sum_{i=0}^h \|K_i\| \leq \gamma$ that are also γ -stabilizing.

Generalized observation-action policies can be seen as a special case of observation-action controllers using the technique of lifting from Section 6.2.3. Consider any partially-observed system (A_t, B_t, C_t) and perturbation sequence \mathbf{w}_t . Consider the *lifted* system $(\tilde{A}_t, \tilde{B}_t, \tilde{C}_t, \tilde{D}_t)$ given by

$$\mathbf{z}_{t+1} = \tilde{A}_t \mathbf{z}_t + \tilde{B}_t \mathbf{u}_t + \tilde{D}_t \mathbf{w}_t, \quad \tilde{\mathbf{y}}_t = C_t \mathbf{z}_t,$$

where

$$\tilde{A}_t = \begin{array}{|c|c|c|c|c|} \hline A_t & 0 & \dots & 0 & 0 \\ \hline I & 0 & \dots & 0 & 0 \\ \hline 0 & I & \dots & 0 & 0 \\ \hline \vdots & \vdots & \dots & \vdots & \vdots \\ \hline 0 & 0 & \dots & I & 0 \\ \hline \end{array}, \quad \tilde{B}_t = \begin{array}{|c|} \hline B_t \\ \hline 0 \\ \hline 0 \\ \hline \vdots \\ \hline 0 \\ \hline \end{array},$$

$$\tilde{C}_t = \begin{array}{|c|c|c|c|} \hline C_t & C_{t-1} & \dots & C_{t-h} \\ \hline \end{array}, \quad \tilde{D}_t = \begin{array}{|c|} \hline I \\ \hline 0 \\ \hline 0 \\ \hline \vdots \\ \hline 0 \\ \hline \end{array}.$$

The following lemma relates the original and lifted system (for a proof see exercise 8.2).

Lemma 8.3. For any sequence of control inputs \mathbf{u}_t , it holds that $\tilde{\mathbf{y}}_t = [\mathbf{y}_t, \mathbf{y}_{t-1}, \dots, \mathbf{y}_{t-h}]$.

The lemma above shows that generalized linear observation-action controllers are a special case of simple observation-action controllers such that $\mathbf{u}_t^\pi = [K_0 \dots K_h] \tilde{\mathbf{y}}_t$ for the lifted system.

8.2 Linear Dynamic Controllers

The main motivation for the class of linear dynamical controllers, which we defined already in the context of full observability, is that of partially observed linear dynamical systems. The generalization of this class is as follows.

Definition 8.4 (Linear Dynamic Controllers for Partially Observed Systems). *A linear dynamic controller π has parameters (A_π, B_π, C_π) , and chooses a control at time t as*

$$\mathbf{u}_t^\pi = C_\pi \mathbf{s}_t, \quad \mathbf{s}_t = A_\pi \mathbf{s}_{t-1} + B_\pi \mathbf{y}_t.$$

We denote by Π_γ^{LDC} the class of all LDC that are γ -stabilizing as per Definition 2.4 and exercise 4.5, with parameters $\frac{\kappa}{\delta} \leq \gamma$ that satisfy

$$\forall i, \|A_\pi^i\| \leq \kappa(1 - \delta)^i, \quad (\|B_\pi\| + \|C_\pi\|) \leq \kappa.$$

Note that LDCs are ε -approximated by generalized observation-action controllers, namely GOACs. The proof is left as Exercise 9.4, on account of being similar to that for the fully observed case.

Lemma 8.5. *Consider a partially-observed time-invariant linear dynamical system $\{A, B, C\}$. The class $\Pi_{h', \gamma'}^{GOAC}$ ε -approximates the class Π_γ^{LDC} for $h' = O(\gamma \log \frac{\gamma}{\varepsilon})$, $\gamma' = 2\gamma^3$.*

8.3 Disturbance Response Controllers

The most important policy class in the context of nonstochastic control is that of Disturbance Response Controllers, or DRC. These policies act on a signal called **Nature's \mathbf{y} 's**, denoted $\mathbf{y}_t^{\text{nat}}$, which is the would-be observation at time t assuming all inputs to the system were zero from the beginning of time, or formally,

$$\mathbf{x}_{t+1}^{\text{nat}} = A_t \mathbf{x}_t^{\text{nat}} + \mathbf{w}_t, \quad \mathbf{y}_t^{\text{nat}} = C_t \mathbf{x}_t.$$

A linear disturbance response policy π is parameterized by the matrices $M_{1:h} = [M_0, \dots, M_h]$, and outputs control \mathbf{u}_t^π at time t according to the rule

$$\mathbf{u}_t^\pi = \sum_{i=0}^h M_i \mathbf{y}_{t-i}^{\text{nat}}.$$

Denote by $\Pi_{h,\gamma}^{DRC}$ the set of all disturbance response policies with $K_{1:T}$ being γ -stabilizing linear controllers for the system and

$$\sum_{i=0}^h \|M_i\| \leq \gamma.$$

We proceed to show that that the class of DRC approximates the class of LDC.

8.3.1 The Expressive Power of Disturbance Response Controllers

A DRC always produces controls that ensure the system remains state-bounded. This can be shown analogously to Lemma 6.8 (see Exercise 8.3).

While DRCs are contained inside the policy class of DACs, they are still very expressive. Note that a DAC policy can not be executed in a partially observed system from observations alone; even the knowledge of the entire observation sequence \mathbf{y}_t may not uniquely determine \mathbf{w}_t .

We have already seen that LDCs are approximately captured by GOACs in Lemma 8.5. It can be shown that the class of DRCs with appropriate parameters ε -approximates the class of GOACs for linear time-invariant systems. Note that this observation in conjunction with Lemma 8.5 implies that DRCs also approximate LDCs.

To demonstrate that DRCs approximately capture GOACs, we instead prove that OACs, a weaker class of policies, are ε -approximated by DRCs. Nevertheless, this observation is sufficient to conclude the stronger claim, given that GOACs can be written as OACs on a lifted system as noted in Lemma 8.3, and simultaneously that a DRC with history H' on the lifted system can be written as a DRC with history $H'+h$ over the original system.

Lemma 8.6. *Consider a γ -stable time-invariant linear dynamical system (A, B, C) . The class $\Pi_{h',\gamma'}^{DRC}$ ε -approximates the class Π_{γ}^{OAC} for parameters $h' = O(\gamma \log \frac{2}{\varepsilon})$, $\gamma' = O(\gamma^6)$.*

Proof. Recall that for the fully observed case the state-action pairs produced by execution of a linear policy can be written as linear functions of the perturbations. It is this observation that allowed us to prove that DACs capture linear policies for fully observed systems. We prove an analogue for partially observed systems: The observation-action pairs produced by the execution of OACs can be written as linear functions of nature's y 's.

Thereafter, we argue that parameterizing the controllers to be linear in nature's y 's (as DRCs do) allows us to encompass OACs.

We introduce an augmented partially observed linear system that helps us write the observation-action pairs produced by a OAC as a linear function of nature's y 's. Crucially, the new system has the same nature's y 's as the original system.

Lemma 8.7. *For any partially-observed system (A_t, B_t, C_t) and perturbation sequence \mathbf{w}_t producing observations \mathbf{y}_t , construct a lifted system $(\tilde{A}_t, \tilde{B}_t, \tilde{C}_t)$ given by*

$$\begin{bmatrix} \mathbf{x}_{t+1}^{\text{nat}} \\ \Delta_{t+1}^{\pi} \end{bmatrix} = \begin{bmatrix} A_t & 0 \\ 0 & A_t \end{bmatrix} \begin{bmatrix} \mathbf{x}_t^{\text{nat}} \\ \Delta_t^{\pi} \end{bmatrix} + \begin{bmatrix} 0 \\ B_t \end{bmatrix} \mathbf{u}_t + \begin{bmatrix} I \\ 0 \end{bmatrix} \mathbf{w}_t, \quad \tilde{\mathbf{y}}_t = \begin{bmatrix} C_t & C_t \end{bmatrix} \begin{bmatrix} \mathbf{x}_t^{\text{nat}} \\ \Delta_t^{\pi} \end{bmatrix}.$$

It holds uniformly for all time t that $\widetilde{\mathbf{y}}_t^{\text{nat}} = \mathbf{y}_t^{\text{nat}}$ and further for any sequence of control inputs \mathbf{u}_t that $\tilde{\mathbf{y}}_t = \mathbf{y}_t$ and $\mathbf{x}_t = \mathbf{x}_t^{\text{nat}} + \Delta_t^{\pi}$.

Substituting $\mathbf{u}_t^{\pi} = K\mathbf{y}_t^{\pi} = KC(\mathbf{x}_t^{\text{nat}} + \Delta_t^{\pi})$, the state-action sequence produced by a OLIN $\mathbf{u}_t^{\pi} = K\mathbf{y}_t^{\pi}$ can be written as

$$\begin{bmatrix} \mathbf{x}_{t+1}^{\text{nat}} \\ \Delta_{t+1}^{\pi} \end{bmatrix} = \begin{bmatrix} A & 0 \\ BKC & A+BKC \end{bmatrix} \begin{bmatrix} \mathbf{x}_t^{\text{nat}} \\ \Delta_t^{\pi} \end{bmatrix} + \begin{bmatrix} I \\ 0 \end{bmatrix} \mathbf{w}_t, \quad \begin{bmatrix} \mathbf{y}_t^{\pi} \\ \mathbf{u}_t^{\pi} \end{bmatrix} = \begin{bmatrix} C & C \\ KC & KC \end{bmatrix} \begin{bmatrix} \mathbf{x}_t^{\text{nat}} \\ \Delta_t^{\pi} \end{bmatrix},$$

or using that $\mathbf{y}_t^{\text{nat}} = C\mathbf{x}_t^{\text{nat}}$, equivalently as

$$\Delta_{t+1}^{\pi} = (A+BKC)\Delta_t^{\pi} + BK\mathbf{y}_t^{\text{nat}}, \quad \mathbf{y}_t^{\pi} = C\Delta_t^{\pi} + \mathbf{y}_t^{\text{nat}}, \quad \mathbf{u}_t^{\pi} = KC\Delta_t^{\pi} + K\mathbf{y}_t^{\text{nat}}.$$

Now, define $M_i = KC(A+BKC)^{i-1}BK$ for $i > 0$ and $M_0 = K$, let $\mathbf{y}_t, \mathbf{u}_t$ be the observation-action sequence produced by this DRC. We have

$$\begin{aligned} \mathbf{u}_t^{\pi} &= K\mathbf{y}_t^{\text{nat}} + KC\Delta_t^{\pi} \\ &= K\mathbf{y}_t^{\text{nat}} + KCBK\mathbf{y}_{t-1}^{\text{nat}} + KC(A+BKC)\Delta_{t-1}^{\pi} \\ &= K\mathbf{y}_t^{\text{nat}} + \sum_{i>1} KC(A+BKC)^{i-1}BK\mathbf{y}_{t-i}^{\text{nat}} \\ &= \sum_{i=0}^{h'} M_i\mathbf{y}_{t-i}^{\text{nat}} + \sum_{i>H'} KC(A+BKC)^{i-1}BK\mathbf{y}_{t-i}^{\text{nat}} \\ &= \mathbf{u}_t + Z_t. \end{aligned}$$

8.3. DISTURBANCE RESPONSE CONTROLLERS

95

Given γ -stabilizability of the OAC K and γ -intrinsic stability of the of the system (A, B, C) , we have that for some κ, δ such that $\frac{\kappa}{\delta} \leq \gamma$ that

$$\begin{aligned} \|Z_t\| &\leq \sum_{i>h'} \|KC(A+BKC)^{i-1}BK\| \|\mathbf{y}_{t-i}^{\text{nat}}\| \\ &\leq \sum_{i>h'} \|KC(A+BKC)^{i-1}BK\| \left\| \sum_{j>1} CA^{j-1}B\mathbf{w}_{t-i-j} \right\| \\ &\leq \frac{\kappa^5}{\delta} \sum_{i>h'} \|(A+BKC)^{i-1}\| \leq \frac{\kappa^6\gamma}{\delta} \left(1 - \frac{1}{\delta}\right)^{h'} \end{aligned}$$

Therefore, $\|\mathbf{u}_t - \mathbf{u}_t^\pi\| \leq \varepsilon$ by the appropriate choice of H' . Once again using the *intrinsic* stability of the LTI (A, B, C) , we have

$$\begin{aligned} \|\mathbf{y}_t^\pi - \mathbf{y}_t\| &= \left\| \sum_{i=1}^t CA^{i-1}B(\mathbf{u}_{t-i}^\pi - \mathbf{u}_{t-i}) \right\| \\ &\leq \left\| \sum_{i=0}^t CA^iB \right\| \max_{i \leq t} \|\mathbf{u}_i^\pi - \mathbf{u}_i\| \leq \frac{\kappa}{\delta} \varepsilon. \end{aligned}$$

The approximation in terms of observations and controls implies ε -approximation of policy class for any Lipchitz cost sequence, concluding the proof. \square

8.4 Bibliographic Remarks

The Disturbance Response Parametrization was introduced in [SSH20] as an analogue of DAC for control of partially observed systems. It can be viewed as a succinct state-space representation of the Youla parameterization [YJB76]. For time-varying dynamics, the power of various policy classes was contrasted in [MGSH21].

8.5 Exercises

8.1. Consider a seemingly more general definition of a partially observed linear dynamical system, given below:

$$\begin{aligned}\mathbf{x}_{t+1} &= A_t \mathbf{x}_t + B_t \mathbf{u}_t + \mathbf{w}_t, \\ \mathbf{y}_t &= C_t \mathbf{x}_t + \mathbf{v}_t.\end{aligned}$$

Construct a linear dynamical system parameterized via matrices (A'_t, B'_t, C'_t) and perturbations \mathbf{w}'_t with a hidden state \mathbf{z}_t of the form

$$\begin{aligned}\mathbf{x}_{t+1} &= A'_t \mathbf{z}_t + B'_t \mathbf{u}_t + \mathbf{w}'_t, \\ \mathbf{y}'_t &= C'_t \mathbf{z}_t\end{aligned}$$

such that for any sequence of \mathbf{u}_t , $\mathbf{y}_t = \mathbf{y}'_t$ holds uniformly over time. Additionally, verify that there exists such a construction of \mathbf{z}_t where \mathbf{w}'_t are i.i.d. as long as $(\mathbf{w}_t, \mathbf{v}_t)$ are i.i.d. across time steps.

Hint: Consider the choice $\mathbf{w}'_t = D'_t \begin{bmatrix} \mathbf{w}_t \\ \mathbf{v}_t \end{bmatrix}$ for some D'_t . Also consider using a hidden state \mathbf{z}_t with a larger number of coordinates than \mathbf{x}_t .

8.2. Prove Lemma 8.3.

8.3. For any γ -stable partially observed system, prove that any DRC policy in $\Pi_{H,\gamma}^{DRC}$ is γ^2 -stabilizing.

8.4. Construct a partially observed linear dynamical system subject to Gaussian i.i.d. perturbations with quadratic costs such that simultaneously it is true that (a) there exists a GOAC policy that incurs zero (or at most constant) aggregate cost, (b) yet any OAC policy incurs $\Omega(T)$ aggregate cost when run for T time steps.

Hint: Consider a 3-dimensional hidden state so that u_t can be chosen as a function of y_{t-1} to ensure zero cost at each time step.

Chapter 9

Online Nonstochastic Control with Partial Observation

In this chapter we explore the more general setting of nonstochastic control that allows for partial observation. Partial observation introduces significant challenges and requires revisiting the controllability and stabilizability definitions we have discussed in previous chapters. To allow for more streamlined and simple exposition we make a significant simplification: we assume that the underlying linear dynamical system is stable. The generalization of the results presented in this chapter to stabilizable systems is surveyed in the bibliographic section at the end of this chapter.

Hence, we consider time varying linear dynamical systems with partial observation governed by the equations ¹

$$\begin{aligned}\mathbf{x}_{t+1} &= A_t \mathbf{x}_t + B_t \mathbf{u}_t + \mathbf{w}_t \\ \mathbf{y}_t &= C_t \mathbf{x}_t.\end{aligned}$$

The definition of policy regret 1.3 naturally extends to partial observation as below. The setting is similar: the controller iteratively chooses a control \mathbf{u}_t , and then observes the next observation of the system \mathbf{y}_{t+1} and suffers a loss of $c_t(\mathbf{y}_t, \mathbf{u}_t)$, according to an adversarially chosen loss function. The states \mathbf{x}_t is hidden from the controller.

Analogous to policy regret definition 1.3 aa Let $\Pi = \{\pi : \mathbf{y}_{1:t} \mapsto \mathbf{u}_t\}$ be a class of policies. The regret of the controller w.r.t. Π is defined as follows.

¹Recall that this is a slightly simplified form, but without loss of generality, as per Exercise 8.1.

Definition 9.1. Let $\{A_t, B_t, C_t\}$ be a time varying, partially observable, linear dynamical system. The regret of an online control algorithm over T iterations w.r.t. class of policies Π is given by:

$$\text{regret}_T(\mathcal{A}, \Pi) = \max_{\xi_{1:T}, \mathbf{w}_{1:T}: \|\mathbf{w}_t\|, \|\xi_t\| \leq 1} \left(\sum_{t=1}^T c_t(\mathbf{y}_t, \mathbf{u}_t) - \min_{\pi \in \Pi} \sum_{t=1}^T c_t(\mathbf{y}_t^\pi, \mathbf{u}_t^\pi) \right),$$

where $\mathbf{u}_t = \mathcal{A}(\mathbf{y}_t)$ are the controls generated by \mathcal{A} , and $\mathbf{y}_t^\pi, \mathbf{u}_t^\pi$ are the counterfactual state sequence and controls under the policy π , i.e.

$$\begin{aligned} \mathbf{u}_t^\pi &= \pi(\mathbf{y}_{1:t}^\pi) \\ \mathbf{x}_{t+1}^\pi &= A_t \mathbf{x}_t^\pi + B_t \mathbf{u}_t^\pi + \mathbf{w}_t \\ \mathbf{y}_t^\pi &= C_t \mathbf{x}_t^\pi. \end{aligned}$$

Henceforth, if T and Π, \mathcal{A} are clear from the context, we just refer to regret without quantifiers.

9.1 Disturbance Response Controllers

Recall from section 8 the policy class of disturbance response controllers. This is the natural analogue of disturbance action controllers from the full information setting, adapted to use a different signal called “Nature’s \mathbf{y} ’s”.

Recall the simplification that we make in this chapter: the linear dynamical system is stable. This allows us to ignore the stabilizing controller component of disturbance action control and greatly simplifies the exposition of the main ideas. We thus can define in succinct notation,

Definition 9.2 (Disturbance Response Controller). *A disturbance response policy for stable systems $\pi_{M_{1:h}}$ is parameterized by the matrices $M_{1:h} = [M_1, \dots, M_h]$. It outputs control \mathbf{u}_t^π at time t according to the rule*

$$\mathbf{u}_t^\pi = \sum_{i=1}^h M_i \mathbf{y}_{t-i}^{\text{nat}},$$

where $\mathbf{y}_t^{\text{nat}}$ is given by the system response to the zero control at time t , i.e.

$$\begin{aligned} \mathbf{x}_{t+1}^{\text{nat}} &= A_t \mathbf{x}_t^{\text{nat}} + \mathbf{w}_t = \sum_{i=0}^t \left[\prod_{j=0}^{i-1} A_{t-j} \right] \mathbf{w}_{t-i} = \Phi_t \mathbf{w}_{1:t}. \\ \mathbf{y}_{t+1}^{\text{nat}} &= C_{t+1} \mathbf{x}_{t+1}^{\text{nat}} = C_{t+1} \Phi_t \mathbf{w}_{1:t}. \end{aligned}$$

Here Φ_t is the linear operator such that $\Phi_t(t-i) = \prod_{j=0}^{i-1} A_{t-j}$.

If the perturbations are all zero, seemingly DRC policies produce a zero control. Therefore we could add a constant offset to the control, that can be incorporated as in Definition 6.7.

The main advantage of this policy class, as opposed to those considered in optimal control such as linear dynamical controllers, is that they yield convex parametrization. Thus, this policy class allows for provably efficient optimization and algorithms.

We conclude with the following important lemma on an expression that is important to compute nature's y 's. The proof of this lemma follows directly from the definition and is left as exercise 9.1.

Lemma 9.3. *The sequence $\{\mathbf{y}_t^{\text{nat}}\}$ can be iteratively computed using only the sequence of observations as*

$$\mathbf{y}_t^{\text{nat}} = \mathbf{y}_t - C_t \sum_{i=1}^t \left[\prod_{j=1}^{i-1} A_{t-j} \right] B_{t-i} \mathbf{u}_{t-i}$$

Alternatively, the above computation can be carried out recursively as stated below starting with $\mathbf{z}_0 = \mathbf{0}$.

$$\begin{aligned} \mathbf{z}_{t+1} &= A_t \mathbf{z}_t + B_t \mathbf{u}_t, \\ \mathbf{y}_t^{\text{nat}} &= \mathbf{y}_t - C_t \mathbf{z}_t. \end{aligned}$$

9.2 The Gradient Response Controller

Partial observation requires modification to the Gradient Perturbation Controller we have studied in the previous chapter. The Gradient Response Controller algorithm is described in figure (4), for general changing linear dynamical systems with partial observation. Similar to the GPC, the main idea is to learn the parametrization of a disturbance response control policy using known online convex optimization algorithms, such as online gradient descent. We henceforth prove that this parametrization is essentially convex, allowing us to prove the main regret bound.

In algorithm (4) we denote $\mathbf{y}_t(M_{1:h})$ as the observation arising by playing DRC policy $M_{1:h}$ from the beginning of time, and same for $\mathbf{u}_t(M_{1:h})$. Although it may be impossible to determine \mathbf{w}_t , especially if C_t has fewer rows than columns, from the observations \mathbf{y}_t , $\mathbf{y}_t(M_{1:h})$ can be determined from $\mathbf{y}_t^{\text{nat}}$ alone by the application of Lemma 9.3, as

$$\mathbf{y}_t(M_{1:h}) = \mathbf{y}_t^{\text{nat}} + C_t \sum_{i=1}^t \left[\prod_{j=1}^{i-1} A_{t-j} \right] B_{t-i} \mathbf{u}_{t-i}(M_{1:h}).$$

Algorithm 4 Gradient Response Controller(GRC)

-
- 1: Input: sequence $\{A_t, B_t, C_t\}$, h, η , initialization $M_{0:h}^1$.
 - 2: **for** $t = 1 \dots T$ **do**
 - 3: Use Control $\mathbf{u}_t = \sum_{i=0}^h M_i^t \mathbf{y}_{t-i}^{\text{nat}}$
 - 4: Observe \mathbf{y}_{t+1} , compute for $t + 1$:

$$\mathbf{y}_t^{\text{nat}} = \mathbf{y}_t - C_t \sum_{i=0}^t \left[\prod_{j=0}^i A_{t-j} \right] B_{t-i} \mathbf{u}_{t-i}.$$

- 5: Construct loss $\ell_t(M_{0:h}) = c_t(\mathbf{y}_t(M_{0:h}), \mathbf{u}_t(M_{0:h}))$
 Update $M_{0:h}^{t+1} \leftarrow M_{0:h}^t - \eta \nabla \ell_t(M_{0:h}^t)$
 - 6: **end for**
-

The GRC algorithm comes with a finite time performance guarantee: namely it guarantees vanishing worst case regret vs. the best disturbance response control policy in hindsight. As per the relationship between disturbance response control and other policies studied in section 8.3.1, this implies vanishing regret vs. linear dynamical controllers. The formal statement is given as follows.

Theorem 9.4. *Assuming that*

- a *The costs c_t are convex, bounded and have bounded gradients w.r.t. both arguments \mathbf{y}_t and \mathbf{u}_t .*
- b *The matrices $\{A_t, B_t, C_t\}$ have bounded ℓ_2 norm.*
- c *The LDS $\{A_t, B_t, C_t\}$ is γ -stable.*

Then the GRC algorithm (4) ensures that

$$\max_{\xi_{1:T}, \mathbf{w}_{1:T}: \|\mathbf{w}_t\|, \|\xi_t\| \leq 1} \left(\sum_{t=1}^T c_t(\mathbf{y}_t, \mathbf{u}_t) - \min_{\pi \in \Pi^{DRC}} \sum_{t=1}^T c_t(\mathbf{y}_t^\pi, \mathbf{u}_t^\pi) \right) \leq \mathcal{O}(\sqrt{T}).$$

Furthermore, the time complexity of each loop of the algorithm is polynomial in the number of system parameters and logarithmic in T .

The proof is largely analogous to the fully observed case. We present a sketch below.

Proof sketch. As per Theorem A.1 in Appendix A, the online gradient descent algorithm for convex loss functions ensures that the regret is $\mathcal{O}(\sqrt{T})$. However, to directly apply the OGD algorithm to our setting, we need to make sure that the following 3 conditions hold true:

- The loss function should be a convex function in the variables $M_{0:h}$.
- The loss function is time dependent because the loss depends on the current observation/state, which further depends on the previous states. The state at each time step depends on the current variable estimates. Hence, \mathbf{y}_t can be shown to be a function of $\{M_{0:h}^i\}_{i=1}^t$, where $M_{0:h}^i$ denotes the variables at step i . Thus, we need to make sure that optimizing the loss function is similar to optimizing a function which doesn't have such a dependence on time.

First, we show that the loss function is convex w.r.t. to the variables $M_{0:h}$. This follows since the states and the controls are linear transformations of the variables.

Lemma 9.5. *The loss functions ℓ_t are convex in the variables $M_{0:h}$.*

Proof. Using \mathbf{x}_t to denote $\mathbf{x}_t(M_{0:h})$ (and similarly for $\mathbf{y}_t, \mathbf{u}_t$), the loss function ℓ_t is given by

$$\ell_t(M_{0:h}) = c_t(\mathbf{x}_t, \mathbf{y}_t).$$

Since the cost c_t is a convex function w.r.t. its arguments, we simply need to show that \mathbf{y}_t and \mathbf{u}_t depend linearly on $M_{0:h}$. Using Lemma 9.3, the action-observation sequence is given by

$$\begin{aligned} \mathbf{u}_t &= \sum_{i=0}^h M_i \mathbf{y}_{t-i}^{\text{nat}}, \\ \mathbf{y}_t &= \mathbf{y}_t^{\text{nat}} + C_t \sum_{i=1}^t \left[\prod_{j=1}^{i-1} A_{t-j} \right] B_{t-i} \mathbf{u}_{t-i} \\ &= \mathbf{y}_t^{\text{nat}} + C_t \sum_{i=1}^t \left[\prod_{j=1}^{i-1} A_{t-j} \right] B_{t-i} \sum_{j=0}^h M_j \mathbf{y}_{t-i-j}^{\text{nat}} \end{aligned}$$

which is a linear function of the variables. Thus, we have shown that \mathbf{y}_t and \mathbf{u}_t are linear transformations in $M_{0:h}$ and hence, the loss function is convex in $M_{0:h}$. \square

Now, by the regret bound implied by OGD, we have

$$\sum_{t=1}^T l_t(M_{0:h}^t) - \min_{M_{0:h}} \sum_{t=1}^T l_t(M_{0:h}) \leq \mathcal{O}(\sqrt{T}). \quad (9.1)$$

Finally, the actual loss c_t at time t is not calculated on $\mathbf{y}_t(M_{0:h})$, but rather on the true observation \mathbf{y}_t , which in turn depends on different parameters $M_{0:h}^i$ for various historical times $i < t$. Nevertheless, $c_t(\mathbf{y}_t, \mathbf{u}_t)$ is well approximated by $l_t(M_{0:h}^t)$.

Lemma 9.6. *For all t , $|l_t(M_{0:h}^t) - c_t(\mathbf{y}_t, \mathbf{u}_t)| \leq \mathcal{O}(1/\sqrt{T})$.*

Proof. First, note that to achieve $\mathcal{O}(\sqrt{T})$ regret OGD uses a step size of $\eta = 1/\sqrt{T}$. Since the gradient of the loss functions are bounded, we have

$$\|M_{0:h}^t - M_{0:h}^{t-i}\| \leq \sum_{s=t-i+1}^t \|M_{0:h}^s - M_{0:h}^{s-1}\| \leq \mathcal{O}\left(\frac{i}{\sqrt{T}}\right).$$

Now, we use the fact that the iterates of OGD $M_{1:h}^t$ move slowly to establish that \mathbf{y}_t and $\mathbf{y}_t(M_{0:h}^t)$ are close in value. Before that, by definition, we have $\mathbf{u}_t(M_{0:h}^t) = \mathbf{u}_t$ since the sequence $\mathbf{y}_t^{\text{nat}}$ is determined independently of the choice of the policy being executed. Due to the γ -stability of the underlying system, we have for any $i \leq j$, $\|C_j \prod_{t=i+1}^{j-1} A_t B_i\| \leq \kappa(1-\delta)^{j-i}$ for some $\kappa > 0, \gamma < 1$. Using Lemma 9.3, we have for some $C > 0$ that

$$\begin{aligned} \|\mathbf{y}_t(M_{0:h}^t) - \mathbf{y}_t\| &= \left\| C_t \sum_{i=1}^t \left[\prod_{j=1}^{i-1} A_{t-j} \right] B_{t-i} (\mathbf{u}_{t-i}(M_{0:h}^t) - \mathbf{u}_{t-i}) \right\| \\ &\leq \sum_{i=1}^t \left\| C_t \left[\prod_{j=1}^{i-1} A_{t-j} \right] B_{t-i} \right\| \|(\mathbf{u}_{t-i}(M_{0:h}^t) - \mathbf{u}_{t-i})\| \\ &\leq C\kappa \sum_{i=1}^t (1-\delta)^i \frac{i}{\sqrt{T}} \max_j \|\mathbf{y}_j^{\text{nat}}\| \\ &\leq \frac{C\kappa}{\delta^2 \sqrt{T}} \max_j \|\mathbf{y}_j^{\text{nat}}\| \leq \frac{C\kappa^2}{\delta^3 \sqrt{T}} \end{aligned}$$

Noting that c_t has bounded derivatives concludes the proof of the lemma. \square

9.2. THE GRADIENT RESPONSE CONTROLLER

103

Now, we combine the regret guarantee in equation 9.1 and the immediately preceding lemma as

$$\begin{aligned} & \sum_{t=1}^T c_t(\mathbf{y}_t, \mathbf{u}_t) - \min_{\pi \in \Pi^{DRC}} \sum_{t=1}^T c_t(\hat{\mathbf{y}}_t, \pi(\hat{\mathbf{y}}_{0:t})) \\ & \leq \sum_{t=1}^T l_t(M_{0:h}^t) - \min_{\pi \in \Pi^{DRC}} l_t(M_{0:h}^\pi) + T \times \mathcal{O}\left(\frac{1}{\sqrt{T}}\right) = \mathcal{O}(\sqrt{T}), \end{aligned}$$

implying the stated claim. □

9.3 Bibliographic Remarks

Online nonstochastic control with partial observability was studied in [SSH20], who defined the Gradient Response Controller as well as the policy class of Disturbance Response Controllers.

The setting was further extended to changing linear dynamics in [MGSH21], where the expressive power of different policy classes was also studied.

The analogue of online nonstochastic control in the stochastic noise setting is called the Linear Quadratic Gaussian problem, and it is further limited by assuming quadratic noise. This classical problem in optimal control was proposed in Kalman's work [Kal60]. Regret bounds for controlling unknown partially observed systems were studied in [LAHA20b, LAHA20c, MTR19]. [LAHA20a], which uses DRC policies even in context of stochastic control, obtains rate-optimal logarithmic bounds for the LQG problem.

9.4 Exercises

9.1. Prove Lemma 9.3.

9.2. Consider a partially observed linear dynamical system that is γ -stable in the absence of control inputs. Prove that when a DRC policy $\pi \in \Pi_{H,\gamma}^{DRC}$ is executed on such a dynamical system, the resulting system is γ^2 -stable.

9.3. Prove that the optimal controller that minimizes the aggregate cost for a partially observed linear dynamical system assuming the perturbations are stochastic is a linear dynamical controller.

9.4. Prove Lemma 8.5.

9.5. Prove Lemma 8.7.

Chapter 10

Online Nonstochastic System Identification

A fundamental difficulty in applied control is that the dynamics governing the system behavior may be unknown, or too complex to describe. A prominent example is that of control in medical ventilators described in section 2.1.1. The respiratory system of a patient is significantly more complex than the fluid dynamics equations that are commonly used to describe it.

The subfield in control theory that deals with learning a given dynamical system from experience is called system identification. It is notoriously difficult to learn non-linear dynamical system well enough to be able to control them, much less so in high dimensions. This is further complicated in our treatment of control: discrete time representation, finite time performance guarantees, and adversarial perturbations as well as noise.

It is for this reason that we focus on the basic setting of linear time invariant dynamical systems. Thus, for the remainder of this chapter we consider dynamics of the form

$$\mathbf{x}_{t+1} = A\mathbf{x}_t + B\mathbf{u}_t + \mathbf{w}_t.$$

The question we ask in this chapter is: can we attain sublinear policy regret vs. the class of disturbance action policies, when the only information available to the learner are the sequential state observations \mathbf{x}_t ? This may seem very challenging, since the perturbations are adversarially chosen.

Of course, for the problem to be feasible at all the system has to at least be stabilizable. We start with an even stronger assumption, suppose that the linear dynamical system is stable, is it learnable within the framework

of online nonstochastic control? Perhaps surprisingly, the answer is positive in a strong sense.

10.1 Nonstochastic System Identification

As a first step, we consider the question of whether the system matrices A, B can be recovered from observations over the state, without regard to the actual cost of control.

The method below for achieving this learns the system matrices by using a random control. Specifically, at each step the control \mathbf{u}_t will be randomly selected from a Rademacher distribution, as per Algorithm 5.

Algorithm 5 System identification via method of moments.

Input: controllability index k , oversampling parameter T_0 .

for $t = 0, \dots, T_0(k+1)$ **do**

 Execute the control $\mathbf{u}_t = \eta_t$ with $\eta_t \sim_{i.i.d.} \{\pm 1\}^d$.

 Record the observed state \mathbf{x}_t .

end for

Set $\widehat{A^j B} = \frac{1}{T_0} \sum_{t=0}^{T_0-1} \mathbf{x}_{t(k+1)+j+1} \eta_{t(k+1)}^\top$, for all $j \in \{0, \dots, k\}$.

Define $\widehat{C}_0 = (\widehat{B}, \dots, \widehat{A^{k-1}B})$, $\widehat{C}_1 = (\widehat{A^1B}, \dots, \widehat{A^k B})$, and return \widehat{A}, \widehat{B} as

$$\widehat{B} = \widehat{B}, \quad \widehat{A} = \arg \min_A \|\widehat{C}_1 - A\widehat{C}_0\|_F.$$

The main guarantee from this simple system identification procedure is given as follows.

Theorem 10.1. For $T_0 = \Omega\left(\frac{d^2 k^2 \kappa^2 \gamma^6}{\varepsilon^2} \log \frac{1}{\Delta}\right)$, assuming that

a the system (A, B) is γ -stable,

b the system is (k, κ) -strongly controllable system,

c the perturbations \mathbf{w}_t are chosen obliviously (i.e. do not depend on \mathbf{u}_t),

Algorithm 5 outputs a pair $(\widehat{A}, \widehat{B})$ that satisfies, with probability $1 - \Delta$,

$$\|\widehat{A} - A\| \leq \varepsilon, \|\widehat{B} - B\| \leq \varepsilon.$$

The proof of this theorem hinges upon the key observation that

$$\mathbf{E}[\mathbf{x}_{t+k}\mathbf{u}_t^\top] = \mathbf{E}\left[\sum_{i=0:k} A^i (B\mathbf{u}_{t+k-i} + \mathbf{w}_t) \mathbf{u}_t^\top\right] = A^k B,$$

and the crucial fact that the controls are i.i.d. Thus, we can create an unbiased estimator for this matrix, and using many samples get an increasingly accurate estimate.

Proof. First, we establish that $A^j B$ is close to $\widehat{A^j B}$ for all $j \in [k]$.

Lemma 10.2. *As long as $T_0 \geq \tilde{\Omega} \left(\frac{d^2 \gamma^2}{\varepsilon^2} \log \frac{1}{\Delta} \right)$, with probability $1 - \Delta$, we have for all $j \in [k]$ that*

$$\|\widehat{A^j B} - A^j B\| \leq \varepsilon.$$

Proof. First note that for any t , \mathbf{x}_t is bounded as

$$\|\mathbf{x}_t\| = \left\| \sum_{i>1} A^{i-1} (\mathbf{w}_{t-i} + B\eta_{t-i}) \right\| \leq 2\sqrt{d}\gamma.$$

Therefore, defining $N_{j,t} = \mathbf{x}_{t(k+1)+j+1}\eta_{t(k+1)}^\top$ for any $j < k$ and $t < T_0$, we have that $\|N_{j,t}\| \leq 2d\gamma$. Note that $\{N_{j,t}\}_{t \leq T_0}$ is not a sequence of independent random variables, since the same instance of η_t might occur in multiple of these terms. To remedy this, we claim that the sequence $\tilde{N}_{j,t} = N_{j,t} - A^j B$ forms a martingale difference sequence with respect to the filtration Σ_t , defined as $\Sigma_t = \{\eta_i : i < (k+1)(t+1)\}$. Since $N_{j,t}$ only involves the first $t(k+1) + k$ random control inputs, $N_{j,t}$ is Σ_t -measurable. Now, for any t , since η_t is zero-mean and chosen independently of $\{w_j\}, \{\eta_j\}_{j \neq t}$ at each time step, we have

$$\begin{aligned} \mathbb{E}[N_{j,t} | \Sigma_{t-1}] &= \mathbb{E}\left[\sum_{i>1} A^{i-1} (\mathbf{w}_{t(k+1)+j+1-i} + B\eta_{t(k+1)+j+1-i}) \eta_{t(k+1)}^\top \middle| \Sigma_{t-1}\right] \\ &= \mathbb{E}\left[\sum_{i>1} A^{i-1} B\eta_{t(k+1)+j+1-i} \eta_{t(k+1)}^\top \mathbb{I}_{i=j+1} \middle| \Sigma_{t-1}\right] = A^j B, \end{aligned}$$

where the last equality follows from the fact that $\mathbb{E}[\eta_t \eta_t^\top] = I$.

Theorem 10.3 (Matrix Azuma). *Consider a sequence of random symmetric matrices $\{X_k\} \in \mathbb{R}^{d \times d}$ adapted to a filtration sequence $\{\Sigma_k\}$ such that*

$$\mathbb{E}[X_k | \Sigma_{k-1}] = 0 \quad \text{and} \quad X_k^2 \preceq \sigma^2 I \text{ holds almost surely,}$$

then, for all $\varepsilon > 0$, we have

$$P\left(\lambda_{\max}\left(\frac{1}{K}\sum_{k=1}^K X_k\right) \geq \varepsilon\right) \leq de^{-K\varepsilon^2/8\sigma^2}.$$

Applying the Matrix Azuma inequality (see the bibliography for a reference) on the symmetric dilation, i.e.

$$\begin{bmatrix} 0 & \tilde{N}_{j,t}^\top \\ \tilde{N}_{j,t} & 0 \end{bmatrix},$$

we have for all $j \in [k]$ with probability $1 - \Delta$ that

$$\|\widehat{A^j B} - A^j B\| \leq 8d\gamma\sqrt{\frac{1}{T_0}\log\frac{n+d}{\Delta}}.$$

A union bound over $j \in [k]$ concludes the claim. \square

At this point, define $C_0 = (B, AB, \dots, A^{k-1}B)$ and $C_1 = (AB, A^2B, \dots, A^k B)$ to observe that with probability $1 - \Delta$, we have that

$$\|\widehat{C}_0 - C_0\|, \|\widehat{C}_1 - C_1\| \leq \sqrt{k}\varepsilon.$$

By this display, we already have $\|B - \widehat{B}\| \leq \varepsilon$. We will make use of this observation to establish the proximity of \widehat{A} and A , whose proof is left as Exercise 10.3.

Lemma 10.4. *Let $X, X + \Delta X$ be the solutions to the linear system of equations $XA = B$ and $(X + \Delta X)(A + \Delta A) = B + \Delta B$. Then, as long as $\|\Delta A\| \leq \sigma_{\min}(A)$, we have*

$$\|\Delta X\| \leq \frac{\|\Delta B\| + \|\Delta A\|\|X\|}{\sigma_{\min}(A) - \|\Delta A\|}$$

Note that \widehat{A} does not necessarily satisfy $\widehat{A}\widehat{C}_0 = \widehat{C}_1$. Hence, we will invoke the above stated lemma on the normal equations, i.e. $AC_0C_0^\top = C_1C_0^\top$ and $\widehat{A}\widehat{C}_0\widehat{C}_0^\top = \widehat{C}_1\widehat{C}_0^\top$. First, observe that for any $\varepsilon < 1$

$$\begin{aligned} \left\|C_0C_0^\top - \widehat{C}_0\widehat{C}_0^\top\right\| &= \left\|C_0C_0^\top - C_0\widehat{C}_0^\top + C_0\widehat{C}_0^\top - \widehat{C}_0\widehat{C}_0^\top\right\| \\ &\leq \|C_0\|\|C_0 - \widehat{C}_0\| + \|\widehat{C}_0\|\|C_0 - \widehat{C}_0\| \\ &\leq 2\|C_0\|\sqrt{k}\varepsilon + k\varepsilon^2 \leq 3\gamma k\varepsilon, \end{aligned}$$

10.2. FROM IDENTIFICATION TO NONSTOCHASTIC CONTROL 109

where the last line uses that $\|C_0\| \leq \gamma$ following the stability of (A, B) . A similar display implies the same upper bound on $\|C_1 C_1^\top - \widehat{C}_1 \widehat{C}_1^\top\|$. Therefore, using $\|A\| \leq \gamma$ and the perturbation result for linear systems, we have

$$\|A - \widehat{A}\| \leq \frac{12\gamma^2 k}{\sigma_{\min}(A)} \varepsilon,$$

as long as $3k\kappa\varepsilon/\delta < \sigma_{\min}(C_0)$. Finally, note that (k, κ) -strong controllability implies $\sigma_{\min}(C_0) \geq 1/\kappa$. \square

10.2 From Identification to Nonstochastic Control

Having recovered approximate estimates $(\widehat{A}, \widehat{B})$ of the system matrices, a natural question arises: how well do GPC and GRC algorithms perform on the original system (A, B) when provided with only approximate estimates of the same? We briefly state a result to this extent, whose proof we leave to the explorations of an interested reader.

Lemma 10.5. *Given estimates of the system matrices $(\widehat{A}, \widehat{B})$ such that*

$$\|\widehat{A} - A\|, \|\widehat{B} - B\| \leq \varepsilon,$$

the GPC algorithm when run on the original system (A, B) guarantees a regret bound of

$$\max_{\mathbf{w}_{1:T}: \|\mathbf{w}_t\| \leq 1} \left(\sum_{t=1}^T c_t(\mathbf{x}_t, \mathbf{u}_t) - \min_{\pi \in \Pi^{DAC}} \sum_{t=1}^T c_t(\widehat{\mathbf{x}}_t, \pi(\widehat{\mathbf{x}}_t)) \right) \leq \mathcal{O}(\sqrt{T} + \varepsilon T).$$

This result translates to a regret bound of $\tilde{O}(T^{2/3})$ for nonstochastic control of unknown, yet stable, linear systems, by first running the nonstochastic system identification procedure, and subsequently using the estimates thus obtained to run GPC. (Details left as Exercise 10.1)

A similar statement holds for the GRC control algorithm, which in addition does not require strong controllability, since it can operate with estimates of the Markov operators alone (using Lemma 9.3), instead of estimates of the system matrices.

10.3 Bibliographic Remarks

Controlling linear dynamical systems given unknown or uncertain system parameters has long been studied in adaptive control; see the text of [SBB90] for example. However, the results from adaptive control typically concern themselves with stability, and even when discussing implications for optimality present asymptotic bounds.

In contrast, much of the work at the intersection of machine learning and control is focussed on precise non-asymptotic bounds on sample complexity or regret. [Fie97] which studies the discounted LQR problem under **stochastic** noise is the earliest example that furnishes a precise sample complexity bound. Similarly, the early work of [AYS11] uses an optimism-based approach to achieve an optimal regret in terms of the dependence on horizon. This regret bound was later improved for sparse systems in [IJR12]. [DMM⁺18, DMM⁺20] established regret and sample complexity results for the general stochastic LQR formulation with a polynomial dependence on natural system parameters. [FGKM18] studies the efficacy of policy-gradient-based approaches for synthesizing controllers for the LQR problem. The work of [MTR19] establishes that simple explore-then-commit strategies achieve the optimal dependence of regret on horizon, with [SF20] proving that such approaches are optimal in terms of their dependence on dimension of the system too. [CKM19] also gave a first optimal-in-horizon polynomial regret result simultaneously with the former work albeit using an optimism-based approach. The result of [PH20] gives a rate-optimal regret bound for unknown systems with convex costs.

In terms of **nonstochastic** control, the method-of-moments system identification procedure and the corresponding analysis presented here appeared in [HKS20], which also gave the first end-to-end regret result for nonstochastic control starting with unknown system matrices. Even earlier, [SBR19] presented a regression procedure for identifying the Markov operators under nonstochastic noise. Both of these approaches have roots in the classical Ho-Kalman [HK66] system identification procedure, for which the first nonasymptotic sample complexity, although for stochastic noise, were furnished in [OO19]. For strongly convex costs, logarithmic regret was established in [Sim20]. Nonstochastic control of unknown, unstable systems without any access to prior information, also called blackbox control, was addressed in [CH21].

The Matrix Azuma inequality used in this chapter appears in [Tro12].

10.4 Exercises

10.1. Fix a value of T . Consider running the nonstochastic system identification procedure for $T_0 = \tilde{O}(T^{2/3})$ steps to obtain system matrix estimates \hat{A}, \hat{B} , and subsequently using these estimates as inputs to the GPC algorithm when executed over the system (A, B) . Given Lemma 10.5, conclude that the resultant control procedure produces a regret of at most $\tilde{O}(T^{2/3})$ without any prior knowledge of system matrices, as long as the underlying system is stable.

10.2. Design an analogous control procedure as that for Exercise 10.1 with an identical regret upper bound (upto constants), when the horizon T is not known in advance.

10.3. Prove Lemma 10.4.

Part III

Learning and Filtering

Chapter 11

Learning in Unknown LDS

In this chapter we consider an easier task than control, namely that of learning in a dynamical system. The task of the learner is to predict the next observation from past observations alone, while being unable to influence the underlying dynamical system.

We show in the next few sections how the methodology of convex relaxations extends to prediction in dynamical systems. This chapter uses similar a similar parameterization as DACs in context of prediction, while leaving more intricate parameter-efficient convex relaxations to the next chapter.

11.1 Learning in dynamical systems

There are numerous different interpretations of “learning” in dynamical systems. For this chapter the notion we are concerned with is that of prediction. More precisely, consider a sequence of observable inputs to a dynamical system as in Figure 11.1. Our goal is to correctly predict the output sequence to minimize a given loss metric.

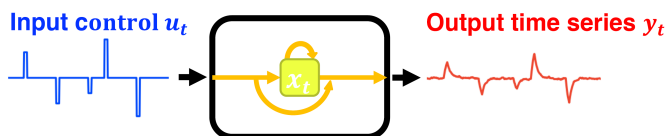


Figure 11.1: In learning we passively observe the input sequence and attempt to predict output.

For the rest of this chapter, we consider a partially observable linear dynamical system that is governed by the following equations.

$$\begin{aligned}\mathbf{x}_{t+1} &= A\mathbf{x}_t + B\mathbf{u}_t + \mathbf{w}_t \\ \mathbf{y}_t &= C\mathbf{x}_t + \mathbf{v}_t\end{aligned}$$

Here, as we have denoted throughout the text, \mathbf{x} is the hidden state, \mathbf{u} is the observed control input, \mathbf{w}, \mathbf{v} are perturbations/noises, and \mathbf{y} is an observed linear transformation of the state. Throughout this chapter we assume that the system matrices A, B, C are unknown to the learner.

11.2 Online learning of dynamical systems

In the problem of online learning in a linear dynamical system, sequentially for $t = 1, \dots, T$, the online learning algorithm:

- observes input $\mathbf{u}_{t-1} \in \mathbb{R}^{d_u}$
- predicts output $\hat{\mathbf{y}}_t \in \mathbb{R}^{d_y}$
- observes true system output \mathbf{y}_t
- suffers loss according to a pre-specified loss function, $\ell(\hat{\mathbf{y}}_t, \mathbf{y}_t)$, e.g.

$$\ell(\hat{\mathbf{y}}_t, \mathbf{y}_t) = \|\hat{\mathbf{y}}_t - \mathbf{y}_t\|^2.$$

The goal of the online learner is to minimize total loss over all game iterations. If the observations \mathbf{y}_t are arbitrary, this is an ill-defined goal, and rather than minimizing loss, we consider a comparative analogue.

More precisely, we consider a family of prediction rules from available information to prediction, and consider the metric of *regret* vs. the best of these rules in hindsight. An example of a rule could be a fixed linear map, i.e. $\pi(\mathbf{u}_{1:t-1}, \mathbf{y}_{1:t-1}) = K\mathbf{u}_{t-1}$, where K can potentially depend on the system matrices A, B, C .

Formally, let Π be a family of mappings from $\{\mathbf{u}_\tau, \mathbf{y}_\tau\} \mapsto \hat{\mathbf{y}}_t$, i.e.

$$\pi \in \Pi, \pi(\mathbf{u}_{1:t-1}, \mathbf{y}_{1:t-1}) = \hat{\mathbf{y}}_t^\pi \in \mathbb{R}^{d_y}.$$

Let \mathcal{A} be a prediction algorithm that iteratively produces predictions $\hat{\mathbf{y}}_t$. Then its regret w.r.t. Π is defined as

$$\text{regret}_T(\mathcal{A}, \Pi) = \sum_{t=1}^T \|\mathbf{y}_t - \hat{\mathbf{y}}_t\|^2 - \min_{\pi \in \Pi} \sum_{t=1}^T \|\mathbf{y}_t - \hat{\mathbf{y}}_t^\pi\|^2.$$

We proceed to define common prediction classes in the context of linear dynamical systems.

11.3 Classes of Prediction Rules

We now consider what would be a reasonable prediction rule for the output of a linear dynamical system? The case of full observation is particularly simple, and we deal with it first. We then consider prediction rules for partially observed linear dynamical systems.

However, before considering the prediction rules themselves, we discuss how to compare classes of such rules. This is analogous to the definitions and discussion in chapter 6 where we discuss comparison between policy classes for control. However, the definitions and conclusions for prediction are simpler.

Definition 11.1. *We say that a class of predictors Π_1 ε -approximates class Π_2 if the following holds. For every sequence of T inputs and outputs $\{\mathbf{u}_{1:T}, \mathbf{y}_{1:T}\}$, and every $\pi \in \Pi_1$, there exists $\pi_2 \in \Pi_2$ such that,*

$$\sum_{t=1}^T \|\mathbf{y}_t^{\pi_1} - \mathbf{y}_t^{\pi_2}\| \leq T\varepsilon,$$

where $\mathbf{y}_t^{\pi_1} = \pi_1(\mathbf{y}_{1:t-1}, \mathbf{u}_{1:t-1})$, $\mathbf{y}_t^{\pi_2} = \pi_2(\mathbf{y}_{1:t-1}, \mathbf{u}_{1:t-1})$

The significance of this definition is that if a simple predictor class approximates another more complicated class, then it suffices to consider only the first.

The implication of ε -approximation on the regret is given below.

Lemma 11.2. *Let predictor class Π_1 ε -approximate class Π_2 . Then for any prediction algorithm \mathcal{A} we have*

$$\text{regret}_T(\mathcal{A}, \Pi_2) \leq \text{regret}_T(\mathcal{A}, \Pi_1) + \varepsilon T.$$

Proof of this lemma is left as an exercise to the reader at the end of this chapter. We now proceed to consider specific prediction rules.

11.3.1 Linear Predictors

Perhaps the simplest prediction rule is linear, in either the observation, or input, or both. More precisely, the class of all predictions of the form

$$\hat{\mathbf{y}}_{t+1} = \sum_{i=1}^h M_{1,i} \mathbf{y}_{y-i} + \sum_{j=1}^k M_{2,j} \mathbf{u}_{y-j}.$$

We denote by $\Pi_{h,k,\kappa}^{LIN}$ the class of all linear predictors with $\sum_{i=0}^h \|M_{1,i}\| + \sum_{j=1}^k \|M_{2,j}\| \leq \kappa$.

Definition 11.3 (Linear Policies). *A linear controller parametrized by matrices $\{M_{1,i}, M_{2,j}\} \in \mathbb{R}^{h \times d_y \times d_y + k \times d_y \times d_u}$ is a linear operator mapping state to control. We denote by $\Pi_{h,k,\kappa}^{LIN}$ the set of all linear controllers bounded as $\sum_{i=0}^h \|M_{1,i}\| + \sum_{j=1}^k \|M_{2,j}\| \leq \kappa$.*

11.3.2 Open Loop Optimal Predictors

An intuitive class of prediction rules that makes use of the special structure of linear dynamical systems is that of open loop linear dynamical predictors, which we now define.

The motivation for this class is the case that the system transformations are known and the system is fully observed, namely $\mathbf{C} = I$ is the identity matrix. In this situation, the optimal prediction can be computed via the system evolution equation $\mathbf{x}_{t+1} = A\mathbf{x}_t + B\mathbf{u}_t$. It can be seen that this prediction rule is optimal for any zero-mean noise or perturbation model. However, this optimality is only true in the case of full observation of state. In the next subsection we consider optimal predictors for zero mean i.i.d noise in the more general partially observed case.

For a partially observed linear dynamical system without noise we can write

$$\begin{aligned} \mathbf{y}_t^\pi &= \pi_{\{A,B,C,\mathbf{x}_0\}}(t) = C\mathbf{x}_t \\ &= CA\mathbf{x}_{t-1} + CB\mathbf{u}_{t-1} \\ &\vdots \\ &= \sum_{i=1:t-1} CA^{i-1}B\mathbf{u}_{t-i} + CA^{t-1}\mathbf{x}_0. \end{aligned}$$

Thus, the operator $\pi_{\{A,B,C,\mathbf{x}_0\}}$ takes a history of states and controls and gives the next system output accurately. We denote by Π_\star the set of all such predictors, that in the case of zero noise give a perfectly accurate prediction.

If the spectral radius of A is larger than one, then the system is unstable and the magnitude of \mathbf{y}_t can grow arbitrarily large, as discussed in section 4.2. Thus, for the rest of this section, assume that A is γ -stable.

With a decaying system, we can limit the memory of the predictor and yet maintain accuracy. Thus it makes sense to consider a more restricted class of predictors that have bounded memory, i.e.

$$\pi_{\{A,B,C,h\}} = \sum_{i=1}^h CA^{i-1}B\mathbf{u}_{t-i},$$

where we define all \mathbf{u} vectors in negative times as zero. Denote by \prod_h^{OLOP} the class of all such predictors.

Clearly for a large h this class of predictors well approximates the true observations \mathbf{y}_t if the system is activated without any noise. We formalize what this means next.

Lemma 11.4. *Suppose that $\|B\| + \|C\| \leq \gamma$, and $\|\mathbf{u}_t\| \leq U$ for all $t \in [T]$. Then the class \prod_h^{OLOP} for $h = \gamma \log \frac{T\gamma^3 U}{\varepsilon}$, ε -approximates the class \prod_\star .*

Proof. Consider any sequence and any predictor from \prod_\star , say $\pi_1 = \pi_{A,B,C,\mathbf{x}_0}$. Consider the predictor $\pi_2 = \pi_{A,B,C,h} \in \prod_h$ for the same system matrices. Then we have

$$\begin{aligned} & \|\mathbf{y}_t^{\pi_1} - \mathbf{y}_t^{\pi_2}\| \\ &= \left\| \sum_{i=1:t-1} CA^{i-1}B\mathbf{u}_{t-i} + CA^{t-1}\mathbf{x}_0 - \sum_{i=1:h} CA^{i-1}B\mathbf{u}_{t-i} \right\| \\ &= \left\| \sum_{i=h}^T CA^i B\mathbf{u}_{t-i-1} \right\| \\ &\leq \sum_{i=h}^T \kappa(1-\delta)^i \|C\| \|B\| \|\mathbf{u}_{t-i-1}\| \\ &\leq \frac{\gamma^2 \kappa U}{\delta} (1-\delta)^h \leq \frac{\gamma^2 \kappa U}{\delta} e^{-\delta h}, \end{aligned}$$

for some $\frac{\kappa}{\delta} \leq \gamma$. Using the value of H , and summing up over all T iterations, we have

$$\sum_t \|\mathbf{y}_t^{\pi_1} - \mathbf{y}_t^{\pi_2}\| \leq \sum_t \frac{\gamma^2 \kappa U}{\delta} e^{-\delta h} = \varepsilon.$$

□

This lemma explains why the class \prod^{OLOP} is an optimal prediction class for open loop prediction, in which the realized noise (through observations)

cannot be used inside of the prediction rule, and in the case of full observation.

We note that the class Π^{LIN} also ε -approximates the class Π^{OLOP} for appropriate choice of parameters. This is left as an exercise (Exercise 11.1) to the reader.

11.3.3 Observable Systems

In the discussion below, when considering the infinite horizon setting, prediction makes sense if our observation remains bounded. The condition for bounded observations is related to controllability as defined in Section 4.3.

We first state the definition of observability for general dynamical systems below. In absence of noise and control inputs, every dynamical system can be viewed as mapping from an initial state to an infinite sequence of observations. Observability asserts that this mapping is injective.

Definition 11.5. *A partially-observed dynamical system is said to be **observable** if and only if every sequence of observations produced by the deterministic-equivalent system uniquely determines the initial hidden state.*

For linear systems, checking observability can be boiled to a rank condition on the Kalman observability matrix, which is defined as

$$K'_k(A, C) = \begin{bmatrix} C \\ CA^2 \\ \dots \\ CA^{k-1} \end{bmatrix}.$$

We ask the reader to provide a proof of the following result in Exercise 11.6.

Theorem 11.6. *A partially-observed dynamical system specified by system matrices (A, B, C) is said to be observable if $\text{rank}(K'_{d_x}(A, C)) = d_x$.*

11.3.4 Closed Loop Optimal Predictors

The previous class of predictors is open-loop, namely it only takes into account the inputs to the system, which can potentially be computed ahead of time, and not the response of the system to the controls and perturbations. A closed-loop prediction rule takes into account the observations, and can potentially react to the perturbations and observation noise.

The most famous example of such a prediction rule is the Kalman filter, which we now define. The defining characteristic of the Kalman filter is

that it produces the best linear predictor in the least-squares sense when the perturbations \mathbf{w}_t and \mathbf{v}_t are zero-mean and i.i.d., and when the systems matrices (A, B, C) and the perturbations' covariances (Σ_w, Σ_v) are known and defined as

$$\Sigma_x \triangleq \mathbb{E} \left[\mathbf{w}_t \mathbf{w}_t^\top \right], \quad \Sigma_y = \mathbb{E} \left[\mathbf{v}_t \mathbf{v}_t^\top \right].$$

So far we have focussed on predicting observations, i.e., \mathbf{y}_t 's. On the other hand, the next theorem produces optimal estimators $\hat{\mathbf{x}}_t$ of the hidden state \mathbf{x}_t given past observations $\mathbf{y}_{1:t-1}$ and controls $\mathbf{u}_{1:t-1}$. This is motivated by the fact that in the stochastic case, the optimal least-squares predictor can be written as $\hat{\mathbf{y}}_t = C\hat{\mathbf{x}}_t$. In Exercise 11.7, we ask the reader to supply a proof of this statement.

Theorem 11.7. *Let the control sequence \mathbf{u}_t be arbitrary affine functions of $\mathbf{y}_{1:t}$. There exists an efficiently computable sequence of linear predictors $\hat{\mathbf{x}}_{t+1}$ defined recursively as*

$$\hat{\mathbf{x}}_{t+1} = (A - L_t C) \hat{\mathbf{x}}_t + B \mathbf{u}_t + L_t \mathbf{y}_t,$$

such that

$$\mathbb{E} \|\mathbf{x}_t - \hat{\mathbf{x}}_t\|^2 \leq \min_{L \in \Pi^{LIN}} \mathbb{E} \|\mathbf{x}_t - L[\mathbf{y}_{1:t-1}, \mathbf{u}_{1:t-1}]\|^2.$$

Proof. Since the estimator is recursively defined, a natural strategy is to proceed by induction. Let us say $\hat{\mathbf{x}}_t$ is a such a predictor. Further, let

$$\Sigma_t \triangleq \mathbb{E}(\mathbf{x}_t - \hat{\mathbf{x}}_t)(\mathbf{x}_t - \hat{\mathbf{x}}_t)^\top.$$

We begin with an observation about least-squares predictors, which we ask the reader to prove in Exercise 11.3.

Lemma 11.8. *Let X, Y, Z be matrix-valued random variables. Let*

$$A^* = \arg \min_A \mathbb{E} \|X - AY\|^2, \quad \text{and} \quad B^* = \arg \min_B \mathbb{E} \|X - BZ\|^2.$$

If $\mathbb{E}[YZ^\top] = 0$, then

$$\mathbb{E} \|X - A^*Y - B^*Z\|^2 \leq \min_{A, B} \mathbb{E} \|X - AY - BZ\|^2.$$

In the remaining proof, we use this observation to construct an optimal least-squares estimator $\hat{\mathbf{x}}_{t+1}$ for \mathbf{x}_{t+1} given $\hat{\mathbf{x}}_t$. In particular, we know by induction hypothesis that

$$\mathbb{E} \|\mathbf{x}_t - \hat{\mathbf{x}}_t\|^2 \leq \min_{L \in \Pi^{LIN}} \mathbb{E} \|\mathbf{x}_t - L[\mathbf{y}_{1:t-1}, \mathbf{u}_{1:t-1}]\|^2.$$

But, is $\hat{\mathbf{x}}_t$ any good for predicting \mathbf{x}_{t+1} ? To answer this, we note the following structural characterization of least-squares (Exercise 11.2).

Lemma 11.9. *Let X, Y be possibly correlated random variables. Then*

$$A^* \triangleq \arg \min_A \mathbb{E} \|X - AY\|^2 = \mathbb{E} [XY^\top] \left(\mathbb{E} [YY^\top] \right)^{-1}.$$

Furthermore, if $\hat{X} = A^*Y$, then $\mathbb{E}(X - \hat{X})Y^\top = 0$.

Since for any $s < t$

$$\mathbb{E} [(\mathbf{x}_{t+1} - B\mathbf{u}_t)\mathbf{y}_s^\top] = \mathbb{E} [(A\mathbf{x}_t + \mathbf{w}_t)\mathbf{y}_s^\top] = A\mathbb{E} [\mathbf{x}_t\mathbf{y}_s^\top],$$

using the first part of Lemma 11.9, we have that

$$\mathbb{E} \|\mathbf{x}_{t+1} - A\hat{\mathbf{x}}_t - B\mathbf{u}_t\|^2 \leq \min_{L \in \Pi^{L \times N}} \mathbb{E} \|\mathbf{x}_{t+1} - B\mathbf{u}_t - L[\mathbf{y}_{1:t-1}, \mathbf{u}_{1:t-1}]\|^2.$$

But, when predicting \mathbf{x}_{t+1} , we have more information. In particular, we have \mathbf{y}_t too. Consider the random variables $\mathbf{y}_t - C\hat{\mathbf{x}}_t$. Can we use this covariate alone to predict \mathbf{x}_{t+1} ? Note that

$$\begin{aligned} \mathbb{E} [(\mathbf{y}_t - C\hat{\mathbf{x}}_t)(\mathbf{y}_t - C\hat{\mathbf{x}}_t)^\top] &= \Sigma_v + C\mathbb{E} [(\mathbf{x}_t - \hat{\mathbf{x}}_t)(\mathbf{x}_t - \hat{\mathbf{x}}_t)^\top] C^\top \\ &= \Sigma_v + C\Sigma_t C^\top, \end{aligned}$$

$$\begin{aligned} \mathbb{E} [(\mathbf{x}_{t+1} - B\mathbf{u}_t)(\mathbf{y}_t - C\hat{\mathbf{x}}_t)^\top] &= \mathbb{E} [(A\mathbf{x}_t + \mathbf{w}_t)(C(\mathbf{x}_t - \hat{\mathbf{x}}_t) + \mathbf{v}_t)^\top] \\ &= A\mathbb{E} [(\mathbf{x}_t - \hat{\mathbf{x}}_t)(\mathbf{x}_t - \hat{\mathbf{x}}_t)^\top] C^\top + \underbrace{A\mathbb{E} [\hat{\mathbf{x}}_t(\mathbf{x}_t - \hat{\mathbf{x}}_t)^\top]}_{=0} C^\top \\ &= A\Sigma_t C^\top, \end{aligned}$$

where the equality indicated in braces follows from the second part of Lemma 11.9, by noting that $\hat{\mathbf{x}}_t$ is a linear function of $\mathbf{y}_{1:t-1}$.

In the preceding paragraphs, we have constructed two least-squares predictors for $\hat{\mathbf{x}}_{t+1}$. Observe that for any $s < t$

$$\mathbb{E}(\mathbf{y}_t - C\hat{\mathbf{x}}_t)\mathbf{y}_s^\top = C\mathbb{E}(\mathbf{x}_t - \hat{\mathbf{x}}_t)\mathbf{y}_s^\top = 0,$$

where the last equality once again follows from Lemma 11.9. This orthogonality allows us to invoke Lemma 11.8 to arrive at

$$\hat{\mathbf{x}}_{t+1} = A\hat{\mathbf{x}}_t + B\mathbf{u}_t + \underbrace{A\Sigma_t C^\top (\Sigma_y + C\Sigma_t C^\top)^{-1}}_{\triangleq L_t} (\mathbf{y}_t - C\hat{\mathbf{x}}_t),$$

11.3. CLASSES OF PREDICTION RULES

123

where the last component follows from Lemma 11.9 and the correlations we just computed.

To establish that such predictors can be computed efficiently, note that

$$\mathbf{x}_{t+1} - \hat{\mathbf{x}}_{t+1} = (A - L_t C)(\mathbf{x}_t - \hat{\mathbf{x}}_t) + \mathbf{w}_t + L_t \mathbf{v}_t.$$

Finally, we give a recursive relation on Σ_t as follows—

$$\begin{aligned} \Sigma_{t+1} &\triangleq \mathbb{E} \left[(\mathbf{x}_{t+1} - \hat{\mathbf{x}}_{t+1})(\mathbf{x}_{t+1} - \hat{\mathbf{x}}_{t+1})^\top \right] \\ &= (A - L_t C) \Sigma_t (A - L_t C)^\top + \Sigma_x + L_t \Sigma_y L_t^\top \\ &= A \Sigma_t A^\top + \Sigma_x + L_t (C \Sigma_t C^\top + \Sigma_y) L_t^\top - 2A \Sigma_t C^\top L_t^\top \\ &= A \Sigma_t A^\top - A \Sigma C^\top (C \Sigma_t C^\top + \Sigma_y)^{-1} C \Sigma A^\top + \Sigma_x. \end{aligned}$$

□

In the infinite-horizon setting, the steady-state Kalman filter can be described by the following linear dynamical system

$$\begin{aligned} \hat{\mathbf{x}}_{t+1} &= (A - LC) \hat{\mathbf{x}}_t + B \mathbf{u}_t + L \mathbf{y}_t, \\ \hat{\mathbf{y}}_t &= C \hat{\mathbf{x}}_t, \end{aligned}$$

where $L = A \Sigma (C \Sigma C^\top + \Sigma_y)^{-1}$ and Σ satisfies the Riccati equation

$$\Sigma = A \Sigma A^\top - A \Sigma C^\top (C \Sigma C^\top + \Sigma_y)^{-1} C \Sigma A^\top + \Sigma_x.$$

However, when does a solution to this Riccati equation exist? A sufficient condition for this is the observability of the underlying dynamical system. In particular, any observable partially-observed linear dynamical system admits a solution to the Riccati equation listed above, and hence, has a steady-state Kalman filter. Mirroring the link between controllability and stabilizability, observability implies that $\rho(A - LC) < 1$.

For observable linear dynamical systems, the Kalman filter is contained in the class of linear predictors. Exercise 11.4 asks for a proof of the next lemma.

Lemma 11.10. *Consider any partially-observed linear dynamical system (A, B, C) where the Kalman filtering matrix L is such that the system $A - LC$ is γ -stable. The Kalman filtering policy is ε -contained in the class of linear policies $\Pi_{h,k,\kappa}^{LIN}$, where $h = k = \gamma \log \frac{\gamma^T}{\varepsilon}$ and $\kappa = \gamma^3$.*

Bayes-optimality under Gaussian Noise

In this subsection, we further restrict $\mathbf{w}_t, \mathbf{v}_t$ to be i.i.d. draws from Gaussian distributions, and proceed to establish that the Kalman filter in such cases enjoys a stronger notion of optimality; it produces the the best estimator (under a least-squares loss) of the state given past observations among the class of all (not just linear) predictors.¹ The setting we consider is that of Gaussian perturbations \mathbf{w}_t and \mathbf{v}_t and known systems matrices (A, B, C) . In particular, we consider the case when $\mathbf{w}_t \sim \mathcal{N}(0, \Sigma_x)$ and $\mathbf{v}_t \sim \mathcal{N}(0, \Sigma_y)$ are i.i.d. normally distributed draws, and $x_0 = 0$. Given the realizations $\mathbf{y}_1, \mathbf{y}_2, \dots, \mathbf{y}_t$ under some control input sequence $\mathbf{u}_1, \mathbf{u}_2, \dots, \mathbf{u}_t$, we would like to compute a prediction $\hat{\mathbf{y}}_{t+1}$ that minimizes the mean square error, which is simply the expected observation as per

$$\hat{\mathbf{y}}_{t+1} = \mathbb{E}[\mathbf{y}_{t+1} | \mathbf{y}_{1:t}, \mathbf{u}_{1:t}].$$

Since $\hat{\mathbf{y}}_{t+1} = C\hat{\mathbf{x}}_{t+1}$, we will recursively compute $\hat{\mathbf{x}}_{t+1}$ where

$$\hat{\mathbf{x}}_{t+1} = \mathbb{E}[\mathbf{x}_{t+1} | \mathbf{y}_{1:t}, \mathbf{u}_{1:t}].$$

Theorem 11.11. *The conditional expectation of the state $\hat{\mathbf{x}}_{t+1}$ satisfies*

$$\hat{\mathbf{x}}_{t+1} = (A - L_t C)\hat{\mathbf{x}}_t + B\mathbf{u}_t + L_t \mathbf{y}_t,$$

for a sequence of matrices $L_t \in \mathbb{R}^{d_x \times d_y}$ that can be computed efficiently given (A, B, C) , and is independent of the realizations $\mathbf{u}_{1:T}, \mathbf{y}_{1:T}$.

Proof. From the Gaussian nature of perturbations, we observe that

$$\begin{bmatrix} \mathbf{x}_t | (\mathbf{y}_{1:t-1}, \mathbf{u}_{1:t-1}) \\ \mathbf{y}_t | (\mathbf{y}_{1:t-1}, \mathbf{u}_{1:t-1}) \end{bmatrix} \sim \mathcal{N} \left(\begin{bmatrix} \hat{\mathbf{x}}_t \\ C\hat{\mathbf{x}}_t \end{bmatrix}, \begin{bmatrix} \Sigma_t & \Sigma_t C^\top \\ C\Sigma_t & C\Sigma_t C^\top + \Sigma_y \end{bmatrix} \right).$$

for some $\Sigma_t \in \mathbb{R}^{d_x \times d_x}$, for which we provide a recursive formula towards the end of the proof. We make note of the following lemma for Gaussian distributions, whose proof we ask the reader to complete in Exercise 11.5.

Lemma 11.12. *If a random variable pair (\mathbf{x}, \mathbf{y}) are distributed as*

$$\begin{bmatrix} \mathbf{x} \\ \mathbf{y} \end{bmatrix} \sim \mathcal{N} \left(\begin{bmatrix} \mu_x \\ \mu_y \end{bmatrix}, \begin{bmatrix} \Sigma_{11} & \Sigma_{12} \\ \Sigma_{21} & \Sigma_{22} \end{bmatrix} \right),$$

then $\mathbf{x} | \mathbf{y} \sim \mathcal{N}(\mu_x + \Sigma_{12}\Sigma_{22}^{-1}(\mathbf{y} - \mu_y), \Sigma_{11} - \Sigma_{12}\Sigma_{22}^{-1}\Sigma_{21})$.

¹This is also called the Bayes-optimal predictor. See bibliographic materials for more details and literature.

Therefore, we have that

$$\begin{aligned}\mathbf{x}_t | (\mathbf{y}_{1:t}, \mathbf{u}_{1:t-1}) &\sim \mathcal{N}(\hat{\mathbf{x}}_t + \Sigma_t (C \Sigma_t C^\top + \Sigma_y)^{-1} (\mathbf{y}_t - C \hat{\mathbf{x}}_t), \Sigma'_t), \\ \Sigma'_t &= \Sigma_t - \Sigma_t C^\top (C \Sigma_t C^\top + \Sigma_y)^{-1} C \Sigma_t.\end{aligned}$$

Now, using this, we arrive at

$$\begin{aligned}\hat{\mathbf{x}}_{t+1} &= A \mathbb{E}[\mathbf{x}_t | \mathbf{y}_{1:t}, \mathbf{u}_{1:t-1}] + B \mathbf{u}_t \\ &= (A - \underbrace{A \Sigma_t (C \Sigma_t C^\top + \Sigma_y)^{-1} C}_{\triangleq L_t}) \hat{\mathbf{x}}_t + B \mathbf{u}_t + \underbrace{A \Sigma_t (C \Sigma_t C^\top + \Sigma_y)^{-1} \mathbf{y}_t}_{\triangleq L_t}.\end{aligned}$$

It remains to obtain a recursive relation on Σ_t . To this extent, from the state evolution of a linear dynamical system, we have that

$$\Sigma_{t+1} = A \Sigma'_t A^\top + \Sigma_x = A \Sigma_t A^\top - A \Sigma_t C^\top (C \Sigma_t C^\top + \Sigma_y)^{-1} C \Sigma_t A^\top + \Sigma_x.$$

□

11.4 Efficient Learning of Linear Predictors

The previous section gives several natural classes of predictors as well some of the relationships between them. Notably, the class of open loop optimal predictors is optimal for certain scenarios and requires knowledge of only three matrices. However, the parametrization of this class is non-convex in the matrices A, B, C , which presents a computational challenge.

This challenge is circumvented by using the fact that the class $\prod^{LIN} \varepsilon$ -approximates the classes \prod^{OLOP} and \prod^{CLOP} . Further, the natural parametrization of \prod^{LIN} is convex and thus can be learned by online convex optimization.

The following algorithm learns the class of linear predictors in the sense that it attains a sublinear regret bound for any sequence of adversarial cost functions, as well as perturbations and observation noise.

Algorithm 6 Learning \prod^{LIN} by Online Gradient Descent

- 1: Input: $M^1 = M_{1,1:h}^1, M_{2,1:k}^1$, convex constraints set $\mathcal{K} \subseteq \mathbb{R}^{h \times d_y + k \times d_u}$
- 2: **for** $t = 1$ to T **do**
- 3: Predict $\hat{\mathbf{y}}_t(M^t) = \sum_{i=1}^h M_i^t \mathbf{u}_{t-i} + \sum_{j=1}^k M_j^t \mathbf{y}_{t-j}$ and observe true \mathbf{y}_t .
- 4: Suffer loss $\ell_t(\hat{\mathbf{y}}_t(M^t), \mathbf{y}_t)$, and update:

$$M^{t+1} = M^t - \eta_t \nabla \ell_t(M^t)$$

$$M^{t+1} = \prod_{\mathcal{K}}(M^{t+1})$$

5: **end for**

This algorithm is an instance of the online gradient descent algorithm, Theorem A.1 from Appendix A directly gives the following bound for it. We denote by \mathcal{K} the set of all $h \times k$ -tuple of matrices $M_{1,1:h}, M_{2,1:k}$, such that they are bounded as needed. Then we obtain

Corollary 11.13. *For choice of step sizes $\eta_t = O(\frac{1}{\sqrt{t}})$, and \mathcal{A} being Algorithm 6, we have that*

$$\text{regret}(\mathcal{A}) = \sum_t \ell(\hat{\mathbf{y}}_t^{\mathcal{A}}, \mathbf{y}_t) - \min_{\pi \in \prod^{LIN}} \ell(\hat{\mathbf{y}}_t^{\pi}, \mathbf{y}_t) = O(\sqrt{T}).$$

11.5 Bibliographic Remarks

The task of predicting future observations in an online environment is often called “filtering”. Resting at the crossroads between statistical estimation and dynamical systems, the theory of filtering had its early beginnings in the works of Norbert Wiener [Wie49]. In 1960, Rudolph Kalman [Kal60] gave a state-space solution to the problem of filtering that was highly amenable to further extensions. See [AM91] for a historical perspective on its development and aftermaths.

For unknown systems, in the stochastic case, one may estimate the system matrices, as we have discussed before, before applying optimal filtering. Improper learning approaches to this problem were studied in [KMTM19].

11.6 Exercises

11.1. Prove that the class Π^{LIN} ε -approximates the class Π^{OLOP} for appropriate choice of parameters.

11.2. Prove Lemma 11.9.

11.3. Using Lemma 11.9, prove Lemma 11.8.

11.4. Prove Lemma 11.10.

11.5. Prove Lemma 11.12.

11.6. Prove Theorem 11.6.

11.7. Using Lemma 11.9, prove that the optimal least-squares estimator for the observation at time t given past observations $y_{1:t-1}$ and control inputs $u_{1:t-1}$ is given by $\hat{y}_t = C\hat{\mathbf{x}}_t$, where $\hat{\mathbf{x}}_t$ is as defined in Theorem 11.7.

Chapter 12

Spectral Filtering

In the previous chapter we have showed how to learn an unknown linear dynamical system with perturbations and noise using convex relaxation and online learning. Instead of learning the system matrices directly, we have learned an alternate class of predictors, namely the class of linear predictors over past observations and controls, that approximates the optimal predictor in certain cases.

Despite the clean and simple formulation of this result, there remains an unsatisfying issue with the previous chapter. The number of parameters required to learn the optimal open loop predictor in the class Π_\star depends on the measure of stability of the underlying system, which is potentially large and unknown.

In this section we describe an elegant alternative method for learning a linear dynamical system that removes this dependence on the stability constant of the system. For the sake of exposition, we restrict ourselves only to symmetric system matrices A . This is a significant restriction, which can be removed, albeit using a significantly more sophisticated approach which is referred to in the bibliographic section.

12.1 Spectral filtering in One Dimension

In this section we give a simple introduction to the technique of spectral filtering, restricting ourselves to a single dimension. The restriction to a single dimension simplifies the exposition and yet is sufficient to illustrates the main ideas. In the next section we consider the high dimensional case.

The single dimensional systems which we consider next are scalar systems, with $d_u = d_y = d_x = 1$. We assume for simplicity that the initial state

is zero $\mathbf{x}_0 = 0$. Recall the set of optimal predictors, the class Π_* , which for scalar systems can be written and simplified to,

$$\mathbf{y}_t = \sum_{i=1}^t CA^{i-1}B\mathbf{u}_{t-i} = \beta \sum_{i=1}^t \alpha^{i-1}\mathbf{u}_{t-i},$$

Where $\beta = CB \in \mathbb{R}$. Thus, we can write the difference between two consecutive iterates as

$$\begin{aligned} \mathbf{y}_t - \mathbf{y}_{t-1} &= \beta \left(\sum_{i=1}^t \alpha^{i-1}\mathbf{u}_{t-i} - \sum_{i=1}^{t-1} \alpha^{i-1}\mathbf{u}_{t-1-i} \right) \\ &= \beta (\mathbf{u}_{t-1} + \sum_{i=1:t-1} (\alpha^i - \alpha^{i-1})\mathbf{u}_{t-1-i}) \\ &= \beta \cdot \mu_\alpha(\mathbf{u}_{t-1:1}), \end{aligned} \quad (12.1)$$

which is a geometric series involving α multiplying the past controls. We used the operator notation to denote the operator

$$\mu_\alpha(\mathbf{u}_{t-1:1}) = \mathbf{u}_{t-1} + \sum_{i=1:t-1} (\alpha - 1)\alpha^{i-1}\mathbf{u}_{t-1-i} = \mu_\alpha^\top \tilde{\mathbf{u}}_{t-1}. \quad (12.2)$$

Above we used the vector notation for

$$\mu_\alpha = (\alpha - 1) \begin{bmatrix} \frac{1}{\alpha-1} & 1 & \alpha & \alpha^2 & \dots & \alpha^{T-1} \end{bmatrix} \in \mathbb{R}^T,$$

and we define $\tilde{\mathbf{u}}_t$ to be the padded vector $\mathbf{u}_{t-1:1}$:

$$\tilde{\mathbf{u}}_t = [\mathbf{u}_t \quad \dots \quad \mathbf{u}_1 \quad 0 \dots \quad 0] \in \mathbb{R}^T.$$

The main idea of spectral filtering is to rewrite the vectors μ_α in a more *efficient* basis, as opposed to the standard basis. The notion of efficiency stems from the definition of ε -approximation we have studied in previous chapters. To define the basis, we consider the following matrix:

$$Z_T = \int_0^1 \mu_\alpha \mu_\alpha^\top d\alpha \in \mathbb{R}^{T \times T}.$$

The matrix Z_T is symmetric and is independent of α . Let $\phi_1, \dots, \phi_k, \dots \in \mathbb{R}^T$ be the eigenvectors of Z_T ordered by the magnitude of their corresponding eigenvalues. Our basis for representing μ_α is spanned by the eigenvectors of Z_T , and we proceed to study their properties.

12.1.1 The Magic of Hankel Matrices

The matrix Z_T is a special case of a **Hankel Matrix**, which is a square Hermitian matrix with each ascending skew-diagonal from left to right having the same value. An example of a Hankel matrix is the following,

$$W_T = \int_0^1 \begin{bmatrix} 1 & \alpha & \alpha^2 & & \\ \alpha & \alpha^2 & \alpha^3 & & \\ \alpha^2 & \alpha^3 & \alpha^4 & & \\ & & & \dots & \\ & & & & \alpha^{2T-2} \end{bmatrix} d\alpha = \begin{bmatrix} 1 & \frac{1}{2} & \frac{1}{3} & & \\ \frac{1}{2} & \frac{1}{3} & \frac{1}{4} & & \\ \frac{1}{3} & \frac{1}{4} & \frac{1}{5} & & \\ & & & \dots & \\ & & & & \frac{1}{2T-1} \end{bmatrix}.$$

This matrix is closely related to the Z_T matrix we have introduced before, but not equal to it.

The properties of Hankel matrices have been studied extensively, and the following theorem captures one of their crucial properties.

Theorem 12.1. *Let σ_k be the k -th largest singular value of a Hankel matrix $M \in \mathbb{R}^{T \times T}$, then there exists constants c_1, c_2 such that :*

$$\sigma_k(M) \leq c_1 \cdot e^{-\frac{c_2 k}{\log T}}$$

The proof of this theorem is beyond our scope, and references to details are given in the bibliographic material at the end of this chapter.

This theorem shows that the eigenvalues of a Hankel matrix decay very rapidly. A further illustration of this fact is given in Figure 12.1, which plots the eigenvalues of the matrix Z_T for $T = 30$ on a logarithmic scale.

12.2 Spectral Predictors

The basis of eigenvectors of a Hankel matrix gives rise to an interesting class of predictors. This class of mappings do not directly apply to the history of inputs and/or observations. Instead, we first apply a linear transformation over these vectors, and then apply a linear map. More formally,

Definition 12.2. *Define the class of spectral linear predictors of order k as*

$$\prod_h^\lambda = \left\{ \pi_M \mid \pi_M(\mathbf{u}_{1:t}, \mathbf{y}_{1:t}) = \sum_{i=1}^h M_i \cdot \phi_i(\tilde{\mathbf{u}}_{t-i}) \right\}.$$

Here the operator $\phi_i(\mathbf{u}_{t-1})$ takes the inner product of the i 'th eigenvector of Z_T with $\tilde{\mathbf{u}}_{t-1}$, where $\tilde{\mathbf{u}}_t = [\mathbf{u}_t \ \dots \ \mathbf{u}_1 \ 0 \ \dots \ 0] \in \mathbb{R}^T$.

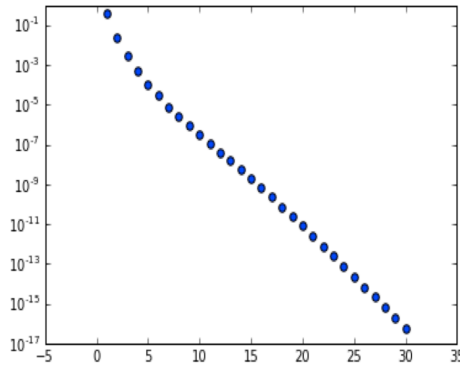


Figure 12.1: Eigenvalues of Hankel matrices decrease geometrically. These are the eigenvalues of the matrix Z_T , where $T = 30$, plotted on a logarithmic scale.

Notice that as $h \mapsto T$, this class is equivalent to the class of all linear predictors on the inputs \prod^{LIN} . The reader may wonder at this point: Since a linear transformation composed with another linear transform remains linear, what then is the benefit here?

The answer is that linear transformations are equivalent when we have full rank transforms. In our case, however, we consider low rank approximations to the transform, and the approximation properties of different subspaces can differ drastically! This is the case in our setting: the spectral basis arising from the matrix Z_T gives excellent approximations to the class of (standard) linear predictors, as we formally prove next. The following lemma is analogous to Lemma 11.4, with the significant difference that the number of parameters h does not depend on the stabilizability parameter of the system γ at all!

Lemma 12.3. *Suppose that $\mathbf{x}_0 = 0$, then the class \prod_h^λ for $h = O(\log^2 \frac{T}{\epsilon})$, ϵ -approximates the class \prod_\star .*

The proof of this lemma relies on the following crucial property of the spectral basis, whose proof we defer to later.

Lemma 12.4. *Let $\{\phi_j\}$ be the eigenvalues of Z . Then for all $j \in [T]$, $\alpha \in [0, 1]$, we have*

$$|\phi_j^\top \mu_\alpha| = O\left(e^{-\frac{j}{\log T}}\right).$$

Using this property, we can prove Lemma 12.3, by simply shifting to the spectral basis representation as follows.

12.2. SPECTRAL PREDICTORS

133

Proof of Lemma 12.3. Consider any sequence and any predictor from \prod_\star , say $\pi_1 = \pi_{A,B,C,0}$. Following equation (12.1), we can write the optimal predictor in the spectral basis:

$$\begin{aligned}
\mathbf{y}_t^{\pi_1} - \mathbf{y}_{t-1}^{\pi_1} &= \beta \cdot \mu_\alpha(\mathbf{u}_{t-1:1}) \\
&= \beta \cdot \mu_\alpha^\top \tilde{\mathbf{u}}_{t-1} \\
&= \beta \cdot \mu_\alpha^\top \left(\sum_{i=1}^T \sigma_i \phi_i \phi_i^\top \right) \tilde{\mathbf{u}}_{t-1} \quad \text{basis property} \quad \sum_{i=1}^T \sigma_i \phi_i \phi_i^\top = I \\
&= \sum_{i=1}^T M_i^\star \cdot \phi_i^\top \tilde{\mathbf{u}}_{t-i}. \quad M_i^\star = \beta \phi_i^\top \mu_\alpha
\end{aligned} \tag{12.2}$$

By Lemma 12.4 we have that

$$M_i^\star = \beta \phi_i^\top \mu_\alpha = O(e^{-\frac{i}{\log T}}).$$

We proceed by an inductive claim on $\|\mathbf{y}_t^{\pi_1} - \mathbf{y}_t^{\pi_2}\|$. Consider the predictor $\pi_2 \in \prod_h^\lambda$ for the same system matrices M^\star . Then we have

$$\begin{aligned}
&\|\mathbf{y}_t^{\pi_1} - \mathbf{y}_t^{\pi_2}\| - \|\mathbf{y}_{t-1}^{\pi_1} - \mathbf{y}_{t-1}^{\pi_2}\| \\
&\leq \|\mathbf{y}_t^{\pi_1} - \mathbf{y}_{t-1}^{\pi_1} - \mathbf{y}_t^{\pi_2} + \mathbf{y}_{t-1}^{\pi_2}\| \quad \triangle\text{-inequality} \\
&= \left\| \sum_{i=1}^T M_i^\star \phi_i^\top \tilde{\mathbf{u}}_{t-i} - \sum_{i=1}^h M_i^\star \phi_i^\top \tilde{\mathbf{u}}_{t-i} \right\| \\
&= \left\| \sum_{i=h+1}^T M_i^\star \phi_i^\top \tilde{\mathbf{u}}_{t-1} \right\| \\
&\leq \sum_{i=h+1}^T \|M_i^\star\| \|\phi_i^\top \tilde{\mathbf{u}}_{t-1}\| \\
&\leq \sum_{i=h+1}^T \|M_i^\star\| \|\phi_i\|_1 \|\tilde{\mathbf{u}}_{t-1}\|_\infty \quad \text{Holder inequality} \\
&\leq \sqrt{T} \cdot \sum_{i=h+1}^T |M_i^\star| \quad |\mathbf{u}_t| \leq 1, \|\phi_i\|_2 \leq 1 \\
&\leq \sqrt{T} \times O\left(\int_h^\infty e^{-\frac{i}{\log T}} di\right) \\
&\leq \frac{\varepsilon}{T}. \quad \text{choice of } h
\end{aligned}$$

Thus, since same argument exactly applies to $\|\mathbf{y}_{t-1}^{\pi_1} - \mathbf{y}_{t-1}^{\pi_2}\|$, we have that

$$\|\mathbf{y}_t^{\pi_1} - \mathbf{y}_t^{\pi_2}\| \leq \sum_{t=1}^T \frac{\varepsilon}{T} \leq \varepsilon.$$

□

It remains to prove Lemma 12.4, which is the main technical lemma of this section.

Lemma 12.4. First, notice that by definition of ϕ_j as the eigenvectors of Z_T , and σ_j as the corresponding eigenvalues, we have

$$\int_{\alpha} \langle \phi_j, \mu_{\alpha} \rangle^2 d\alpha = \int_{\alpha} \phi_j^{\top} \mu_{\alpha} \mu_{\alpha}^{\top} \phi_j d\alpha = \phi_j^{\top} Z_T \phi_j = \sigma_j.$$

On the other hand, we claim that the function $g(\alpha) = (\mu_{\alpha}^{\top} \phi_j)^2$ is 2-Lipschitz. To see this, first we prove that the function $f(\alpha) = \|\mu_{\alpha}\|^2$ is 1-Lipschitz. To see this, we take the gradient explicitly, for $\alpha \in [0, 1]$.

$$\begin{aligned} f'(\alpha) &= \frac{\partial}{\partial \alpha} |\mu_{\alpha}|^2 = \frac{\partial}{\partial \alpha} \sum_{i=0:T-1} (1-\alpha)^2 a^{2i} \leq \frac{\partial}{\partial \alpha} \frac{(1-\alpha)^2}{1-\alpha^2} \\ &= \frac{\partial}{\partial \alpha} \frac{1-\alpha}{1+\alpha} = \frac{2}{(1+\alpha)^2} \leq 2 \end{aligned}$$

The function $g(\alpha)$ is a projection of $f(\alpha) = \|\mu_{\alpha}\|^2$ onto a line, and therefore it is also 2-Lipschitz. Let $R = \max_{\alpha} g(\alpha) \leq 1$. Any non-negative 2-Lipschitz function that reaches R and has the largest area as an area of $\frac{R^2}{4}$ from 0 to 1. Thus, the maximum value of $g(\alpha)$ is bounded by, using Theorem 12.1,

$$\begin{aligned} \max_{\alpha} \left\{ \phi_j^{\top} \mu_{\alpha} \right\} &\leq 4 \int_{\alpha} (\phi_j^{\top} \mu_{\alpha})^2 d\alpha \\ &= 4 \phi_j^{\top} \left(\int_{\alpha} \mu_{\alpha} \mu_{\alpha}^{\top} d\alpha \right) \phi_j \\ &= 4 \sigma_j \\ &\leq O(e^{-\frac{j}{\log T}}) \end{aligned}$$

Theorem 12.1 – 3

□

12.2.1 Generalization to High Dimension

Consider a linear dynamical system with matrices A, B, C and further assume that A is symmetric. This implies that A is diagonalizable over the real numbers as $A = U^T D U$. Decomposing over each dimension $j \in [d]$ separately, and denoting $D_{jj} = \alpha_j$, we can write (12.1):

$$\begin{aligned}
& \hat{\mathbf{y}}_t^\pi - \mathbf{y}_{t-1} - C B \mathbf{u}_{t-1} \\
&= \sum_{i=1}^{t-1} C U^\top (D^{i-1} - D^{i-2}) U B \mathbf{u}_{t-1-i} \\
&= \sum_{i=1}^{t-1} C U^\top \left(\sum_{j=1}^{d_x} (\alpha_j^{i-1} - \alpha_j^{i-2}) \mathbf{e}_j \mathbf{e}_j^\top \right) U B \mathbf{u}_{t-1-i} \\
&= \sum_{j=1}^{d_x} \beta_j \sum_{i=1}^{t-1} (\alpha_j^{i-1} - \alpha_j^{i-2}) \mathbf{u}_{t-1-i} \quad \text{for scalars } \beta_j \\
&= \sum_{j=1}^{d_x} M_j^* \mu_{\alpha_j}(\mathbf{u}_{1:t-1})
\end{aligned}$$

Thus, we can apply the same approximation techniques from the previous section, and derive an analogous conclusion to Lemma 12.3 for dimension higher than one. The details are left as exercise 12.1.

12.3 Online Spectral Filtering

The prediction class \prod_h^λ can be learned by online gradient descent in the online convex optimization framework, giving rise to the following algorithm.

The eigenvectors of Z have an interesting structure: their magnitude does not decay with time, which explains their improved approximation as captured formally in Lemma 12.3.

Algorithm 7 Online Spectral Filtering

-
- 1: Input: $M_{1:h}^1$, convex constraints set $\mathcal{K} \subseteq \mathbb{R}^{h \times d_y \times d_u}$, horizon T
 - 2: Compute h top eigenvectors of Z_T , denoted ϕ_1, \dots, ϕ_h .
 - 3: **for** $t = 1$ to T **do**
 - 4: Predict $\hat{\mathbf{y}}_t = \sum_{j=1}^h M_j^t \phi_j(\tilde{\mathbf{u}}_{t-i})$, as per definition 12.2, and observe true \mathbf{y}_t .
 - 5: Define cost function $f_t(M) = \|\mathbf{y}_t - \tilde{\mathbf{y}}_t\|^2$.
 - 6: Update and project:

$$M^{t+1} = M^t - \eta_t \nabla f_t(M^t)$$

$$M^{t+1} = \Pi_{\mathcal{K}}(M^{t+1})$$

7: **end for**

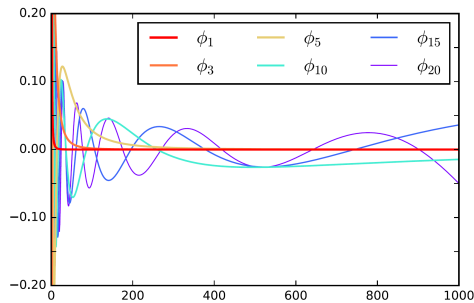


Figure 12.2: The filters obtained by the eigenvectors of Z .

The online gradient descent theorem, as per the previous chapter, directly gives the following corollary,

Theorem 12.5. For choice of step sizes $\eta_t = O(\frac{1}{\sqrt{t}})$, we have that

$$\sum_t \|\mathbf{y}_t - \hat{\mathbf{y}}_t\|^2 - \min_{\pi \in \Pi_h^\lambda} \|\mathbf{y}_t - \mathbf{y}_t^\pi\|^2 = O(\sqrt{T}).$$

12.4 Bibliographic Remarks

Under probabilistic assumptions, the work of [HMR16] shows that the matrices A, B, C, D of an unknown and partially observed time-invariant linear dynamical system can be learned using first-order optimization methods.

Deviating from classical recovery and into the improper prediction world, the work of [HSZ17] devised an improper learning technique using the eigenvectors of the Hankel matrix Z . The spectral properties of Hankel matrices used in this chapter are from [BT17].

For an extension of the spectral learning technique to asymmetric matrices, see [HLS⁺18].

12.5 Exercises

12.1. Generalize Lemma 12.3 to any dimension $d_x > 1$.

Appendix A

Concepts from Online Convex Optimization

In this section we give a brief introduction to the theory of Online Convex Optimization. The reader is referred to [Haz16] for a comprehensive survey.

In the decision making framework of Online Convex Optimization, a player iteratively chooses a point in a convex set $\mathcal{K} \subseteq \mathbb{R}^n$, and suffers a loss according to an adversarially chosen loss function $f_t : \mathcal{K} \mapsto \mathbb{R}$.

Let \mathcal{A} be an algorithm for OCO, which maps a certain game history to a decision in the decision set:

$$\mathbf{x}_t^{\mathcal{A}} = \mathcal{A}(f_1, \dots, f_{t-1}) \in \mathcal{K}.$$

We define the regret of \mathcal{A} after T iterations as:

$$\text{regret}_T(\mathcal{A}) = \sup_{\{f_1, \dots, f_T\} \subseteq \mathcal{F}} \left\{ \sum_{t=1}^T f_t(\mathbf{x}_t^{\mathcal{A}}) - \min_{\mathbf{x} \in \mathcal{K}} \sum_{t=1}^T f_t(\mathbf{x}) \right\}. \quad (\text{A.1})$$

If the algorithm is clear from the context, we henceforth omit the superscript and denote the algorithm's decision at time t simply as \mathbf{x}_t . Intuitively, an algorithm performs well if its regret is sublinear as a function of T (i.e. $\text{regret}_T(\mathcal{A}) = o(T)$), since this implies that on average, the algorithm performs as well as the best fixed strategy in hindsight. We proceed to describe a basic algorithm for online convex optimization.

A.1 Online Gradient Descent

Perhaps the simplest algorithm that applies to the most general setting of online convex optimization is online gradient descent. This algorithm, which

140 APPENDIX A. CONCEPTS FROM ONLINE CONVEX OPTIMIZATION

is based on standard gradient descent from offline optimization. Pseudo-code for the algorithm is given in Algorithm 8.

Algorithm 8 online gradient descent

-
- 1: Input: convex set \mathcal{K} , T , $\mathbf{x}_1 \in \mathcal{K}$, step sizes $\{\eta_t\}$
 - 2: **for** $t = 1$ to T **do**
 - 3: Play \mathbf{x}_t and observe cost $f_t(\mathbf{x}_t)$.
 - 4: Update and project:

$$\begin{aligned} \mathbf{y}_{t+1} &= \mathbf{x}_t - \eta_t \nabla f_t(\mathbf{x}_t) \\ \mathbf{x}_{t+1} &= \arg \min_{\mathbf{x} \in \mathcal{K}} \|\mathbf{x} - \mathbf{y}_{t+1}\|^2 \end{aligned}$$

- 5: **end for**
-

In each iteration, the algorithm takes a step from the previous point in the direction of the gradient of the previous cost. This step may result in a point outside of the underlying convex set. In such cases, the algorithm projects the point back to the convex set, i.e. finds its closest point in the convex set. Despite the fact that the next cost function may be completely different than the costs observed thus far, the regret attained by the algorithm is sublinear. This is formalized in the following theorem. Here we define the constants D and G as follows:

- $D =$ Euclidean diameter of the decision set, i.e.

$$\max_{\mathbf{x}, \mathbf{y} \in \mathcal{K}} \|\mathbf{x} - \mathbf{y}\|.$$

- $G =$ an upper bound on the Lipschitz constant of the cost functions f_t , or equivalently, the subgradient norms of these functions. Mathematically,

$$\forall t, \|\nabla f_t(\mathbf{x}_t)\| \leq G.$$

Theorem A.1. *Online gradient descent with step sizes $\{\eta_t = \frac{D}{G\sqrt{t}}, t \in [T]\}$ guarantees the following for all $T \geq 1$:*

$$\text{regret}_T = \sum_{t=1}^T f_t(\mathbf{x}_t) - \min_{\mathbf{x}^* \in \mathcal{K}} \sum_{t=1}^T f_t(\mathbf{x}^*) \leq \frac{3}{2}GD\sqrt{T}.$$

Proof. Let $\mathbf{x}^* \in \arg \min_{\mathbf{x} \in \mathcal{K}} \sum_{t=1}^T f_t(\mathbf{x})$. Define $\nabla_t \triangleq \nabla f_t(\mathbf{x}_t)$. By convexity

$$f_t(\mathbf{x}_t) - f_t(\mathbf{x}^*) \leq \nabla_t^\top (\mathbf{x}_t - \mathbf{x}^*) \tag{A.2}$$

A.1. ONLINE GRADIENT DESCENT

141

We first upper-bound $\nabla_t^\top(\mathbf{x}_t - \mathbf{x}^*)$ using the update rule for \mathbf{x}_{t+1} and the Pythagorean Theorem, we have the projections only decrease the distance to the set \mathcal{K} :

$$\|\mathbf{y}_{t+1} - \mathbf{x}^*\|^2 = \left\| \Pi_{\mathcal{K}}(\mathbf{x}_t - \eta_t \nabla_t) - \mathbf{x}^* \right\|^2 \leq \|\mathbf{x}_t - \eta_t \nabla_t - \mathbf{x}^*\|^2. \quad (\text{A.3})$$

Hence,

$$\begin{aligned} \|\mathbf{y}_{t+1} - \mathbf{x}^*\|^2 &\leq \|\mathbf{x}_t - \mathbf{x}^*\|^2 + \eta_t^2 \|\nabla_t\|^2 - 2\eta_t \nabla_t^\top(\mathbf{x}_t - \mathbf{x}^*) \\ 2\nabla_t^\top(\mathbf{x}_t - \mathbf{x}^*) &\leq \frac{\|\mathbf{x}_t - \mathbf{x}^*\|^2 - \|\mathbf{x}_{t+1} - \mathbf{x}^*\|^2}{\eta_t} + \eta_t G^2. \end{aligned} \quad (\text{A.4})$$

Summing (A.2) and (A.4) from $t = 1$ to T , and setting $\eta_t = \frac{D}{G\sqrt{t}}$ (with $\frac{1}{\eta_0} \triangleq 0$):

$$\begin{aligned} 2 \left(\sum_{t=1}^T f_t(\mathbf{x}_t) - f_t(\mathbf{x}^*) \right) &\leq 2 \sum_{t=1}^T \nabla_t^\top(\mathbf{x}_t - \mathbf{x}^*) \\ &\leq \sum_{t=1}^T \frac{\|\mathbf{x}_t - \mathbf{x}^*\|^2 - \|\mathbf{x}_{t+1} - \mathbf{x}^*\|^2}{\eta_t} + G^2 \sum_{t=1}^T \eta_t \\ &\leq \sum_{t=1}^T \|\mathbf{x}_t - \mathbf{x}^*\|^2 \left(\frac{1}{\eta_t} - \frac{1}{\eta_{t-1}} \right) + G^2 \sum_{t=1}^T \eta_t \quad \frac{1}{\eta_0} \triangleq 0, \\ &\hspace{15em} \|\mathbf{x}_{T+1} - \mathbf{x}^*\|^2 \geq 0 \\ &\leq D^2 \sum_{t=1}^T \left(\frac{1}{\eta_t} - \frac{1}{\eta_{t-1}} \right) + G^2 \sum_{t=1}^T \eta_t \\ &\leq D^2 \frac{1}{\eta_T} + G^2 \sum_{t=1}^T \eta_t \quad \text{telescoping series} \\ &\leq 3DG\sqrt{T}. \end{aligned}$$

The last inequality follows since $\eta_t = \frac{D}{G\sqrt{t}}$ and $\sum_{t=1}^T \frac{1}{\sqrt{t}} \leq 2\sqrt{T}$. \square

The online gradient descent algorithm is straightforward to implement, and updates take linear time given the gradient. However, the projection step may in general take significantly longer via convex optimization.

142 APPENDIX A. *CONCEPTS FROM ONLINE CONVEX OPTIMIZATION*

Bibliography

- [ABH⁺19] Naman Agarwal, Brian Bullins, Elad Hazan, Sham Kakade, and Karan Singh. Online control with adversarial disturbances. In *International Conference on Machine Learning*, pages 111–119. PMLR, 2019.
- [Ada20] David Adam. Special report: The simulations driving the world’s response to covid-19. *Nature*, 580(7802):316–319, 2020.
- [ADLM19] James Anderson, John C Doyle, Steven H Low, and Nikolai Matni. System level synthesis. *Annual Reviews in Control*, 47:364–393, 2019.
- [ADT12] Raman Arora, Ofer Dekel, and Ambuj Tewari. Online bandit learning against an adaptive adversary: from regret to policy regret. *arXiv preprint arXiv:1206.6400*, 2012.
- [ÅH95] Karl Johan Åström and Tore Hägglund. *PID controllers: theory, design, and tuning*, volume 2. Instrument society of America Research Triangle Park, NC, 1995.
- [Ahm12] Amir Ali Ahmadi. On the difficulty of deciding asymptotic stability of cubic homogeneous vector fields. In *2012 American Control Conference (ACC)*, pages 3334–3339. IEEE, 2012.
- [AHM13] Oren Anava, Elad Hazan, and Shie Mannor. Online convex optimization against adversaries with memory and application to statistical arbitrage. *arXiv preprint arXiv:1302.6937*, 2013.
- [Ahm16] Amir Ali Ahmadi. ORF 363: Computing and Optimization. <http://aaa.princeton.edu/orf363>, 2016. [Online; accessed August 1, 2022].

- [AHMS21] Naman Agarwal, Elad Hazan, Anirudha Majumdar, and Karan Singh. A regret minimization approach to iterative learning control. In *International Conference on Machine Learning*, pages 100–109. PMLR, 2021.
- [AHS19] Naman Agarwal, Elad Hazan, and Karan Singh. Logarithmic regret for online control. In *Advances in Neural Information Processing Systems*, pages 10175–10184, 2019.
- [AJKS19] Alekh Agarwal, Nan Jiang, Sham M Kakade, and Wen Sun. Lectures on the theory of reinforcement learning. 2019.
- [AM91] BDO Anderson and JB Moore. Kalman filtering: Whence, what and whither? *Mathematical System Theory: The Influence of RE Kalman*, pages 41–54, 1991.
- [Aro20] Sanjeev Arora. personal communications. 2020.
- [AYBK14] Yasin Abbasi-Yadkori, Peter Bartlett, and Varun Kanade. Tracking adversarial targets. In *International Conference on Machine Learning*, pages 369–377. PMLR, 2014.
- [AYS11] Yasin Abbasi-Yadkori and Csaba Szepesvári. Regret bounds for the adaptive control of linear quadratic systems. In *Proceedings of the 24th Annual Conference on Learning Theory*, pages 1–26, 2011.
- [BB08] Tamer Başar and Pierre Bernhard. *H-infinity optimal control and related minimax design problems: a dynamic game approach*. Springer Science & Business Media, 2008.
- [Ben93] S. Bennett. Development of the pid controller. *IEEE Control Systems Magazine*, 13(6):58–62, 1993.
- [Ber07] Dimitri P Bertsekas. *Dynamic Programming and Optimal Control*. Athena Scientific, 2007.
- [Ber19] Dimitri Bertsekas. *Reinforcement learning and optimal control*. Athena Scientific, 2019.
- [BT97] Vincent Blondel and John N Tsitsiklis. Np-hardness of some linear control design problems. *SIAM journal on control and optimization*, 35(6):2118–2127, 1997.

- [BT99] Vincent D Blondel and John N Tsitsiklis. Three problems on the decidability and complexity of stability. In *Open Problems in Mathematical Systems and Control Theory*, pages 45–51. Springer, 1999.
- [BT00] Vincent D Blondel and John N Tsitsiklis. A survey of computational complexity results in systems and control. *Automatica*, 36(9):1249–1274, 2000.
- [BT17] Bernhard Beckermann and Alex Townsend. On the singular values of matrices with displacement structure. *SIAM Journal on Matrix Analysis and Applications*, 38(4):1227–1248, 2017.
- [BY08] Mark Braverman and Michael Yampolsky. *Computability of Julia sets*. Springer, 2008.
- [CCK22] Asaf Cassel, Alon Cohen, and Tomer Koren. Rate-optimal online convex optimization in adaptive linear control. *arXiv preprint arXiv:2206.01426*, 2022.
- [CH21] Xinyi Chen and Elad Hazan. Black-box control for linear dynamical systems. In *Conference on Learning Theory*, pages 1114–1143. PMLR, 2021.
- [CHK⁺18] Alon Cohen, Avinatan Hasidim, Tomer Koren, Nevena Lazic, Yishay Mansour, and Kunal Talwar. Online linear quadratic control. In *International Conference on Machine Learning*, pages 1029–1038, 2018.
- [CK20] Asaf Cassel and Tomer Koren. Bandit linear control. *Advances in Neural Information Processing Systems*, 33:8872–8882, 2020.
- [CKM19] Alon Cohen, Tomer Koren, and Yishay Mansour. Learning linear-quadratic regulators efficiently with only \sqrt{T} regret. In *International Conference on Machine Learning*, pages 1300–1309, 2019.
- [CLRS22] Thomas H Cormen, Charles E Leiserson, Ronald L Rivest, and Clifford Stein. *Introduction to algorithms*. MIT press, 2022.
- [DKL⁺21] Simon Du, Sham Kakade, Jason Lee, Shachar Lovett, Gaurav Mahajan, Wen Sun, and Ruosong Wang. Bilinear classes: A

- structural framework for provable generalization in rl. In *International Conference on Machine Learning*, pages 2826–2836. PMLR, 2021.
- [DMM⁺18] Sarah Dean, Horia Mania, Nikolai Matni, Benjamin Recht, and Stephen Tu. Regret bounds for robust adaptive control of the linear quadratic regulator. In *Advances in Neural Information Processing Systems*, pages 4188–4197, 2018.
- [DMM⁺20] Sarah Dean, Horia Mania, Nikolai Matni, Benjamin Recht, and Stephen Tu. On the sample complexity of the linear quadratic regulator. *Foundations of Computational Mathematics*, 20(4):633–679, 2020.
- [DMW⁺17] John C Doyle, Nikolai Matni, Yuh-Shyang Wang, James Anderson, and Steven Low. System level synthesis: A tutorial. In *2017 IEEE 56th Annual Conference on Decision and Control (CDC)*, pages 2856–2867. IEEE, 2017.
- [Doy78] John C Doyle. Guaranteed margins for lqg regulators. *IEEE Transactions on automatic Control*, 23(4):756–757, 1978.
- [EDKM04] Eyal Even-Dar, Sham M Kakade, and Yishay Mansour. Experts in a markov decision process. *Advances in neural information processing systems*, 17, 2004.
- [FCZI03] Enrique Fernández Cara and Enrique Zuazua Iriondo. Control theory: History, mathematical achievements and perspectives. *Boletín de la Sociedad Española de Matemática Aplicada*, 26, 79-140., 2003.
- [FGKM18] Maryam Fazel, Rong Ge, Sham Kakade, and Mehran Mesbahi. Global convergence of policy gradient methods for the linear quadratic regulator. In *International Conference on Machine Learning*, pages 1467–1476, 2018.
- [Fie97] Claude-Nicolas Fiechter. Pac adaptive control of linear systems. In *Proceedings of the tenth annual conference on Computational learning theory*, pages 72–80, 1997.
- [FS20] Dylan J. Foster and Max Simchowitz. Logarithmic regret for adversarial online control, 2020.

BIBLIOGRAPHY

147

- [FZPK19] Luca Furieri, Yang Zheng, Antonis Papachristodoulou, and Maryam Kamgarpour. An input–output parametrization of stabilizing controllers: Amidst youla and system level synthesis. *IEEE Control Systems Letters*, 3(4):1014–1019, 2019.
- [GASH22] Gautam Goel, Naman Agarwal, Karan Singh, and Elad Hazan. Best of both worlds in online control: Competitive ratio and policy regret. *arXiv preprint arXiv:2211.11219*, 2022.
- [GH21] Gautam Goel and Babak Hassibi. Competitive control. *arXiv preprint arXiv:2107.13657*, 2021.
- [GHH20] Paula Gradu, John Hallman, and Elad Hazan. Non-stochastic control with bandit feedback. *Advances in Neural Information Processing Systems*, 33:10764–10774, 2020.
- [GHM20] Paula Gradu, Elad Hazan, and Edgar Minasyan. Adaptive regret for control of time-varying dynamics. *arXiv preprint arXiv:2007.04393*, 2020.
- [GLSW19] Gautam Goel, Yiheng Lin, Haoyuan Sun, and Adam Wierman. Beyond online balanced descent: An optimal algorithm for smoothed online optimization. *Advances in Neural Information Processing Systems*, 32, 2019.
- [GW19] Gautam Goel and Adam Wierman. An online algorithm for smoothed regression and lqr control. In *The 22nd International Conference on Artificial Intelligence and Statistics*, pages 2504–2513. PMLR, 2019.
- [Haz16] Elad Hazan. Introduction to online convex optimization. *Foundations and Trends® in Optimization*, 2(3-4):157–325, 2016.
- [Haz19] Elad Hazan. Lecture notes: Optimization for machine learning, 2019.
- [Hes18] Joao P Hespanha. *Linear systems theory*. Princeton university press, 2018.
- [HK66] BL HO and Rudolf E Kálmán. Effective construction of linear state-variable models from input/output functions. *at-Automatisierungstechnik*, 14(1-12):545–548, 1966.

- [HKS20] Elad Hazan, Sham Kakade, and Karan Singh. The nonstochastic control problem. In *Algorithmic Learning Theory*, pages 408–421. PMLR, 2020.
- [HLS⁺18] Elad Hazan, Holden Lee, Karan Singh, Cyril Zhang, and Yi Zhang. Spectral filtering for general linear dynamical systems. In *Advances in Neural Information Processing Systems*, pages 4634–4643, 2018.
- [HMR16] Moritz Hardt, Tengyu Ma, and Benjamin Recht. Gradient descent learns linear dynamical systems. *arXiv preprint arXiv:1609.05191*, 2016.
- [HS21] Elad Hazan and Karan Singh. Icml tutorial: Online and non-stochastic control. In *International Conference on Machine Learning*, 2021.
- [HSK96] Babak Hassibi, Ali H Sayed, and Thomas Kailath. Linear estimation in krein spaces. ii. applications. *IEEE Transactions on Automatic Control*, 41(1):34–49, 1996.
- [HSZ17] Elad Hazan, Karan Singh, and Cyril Zhang. Learning linear dynamical systems via spectral filtering. In *Advances in Neural Information Processing Systems*, pages 6702–6712, 2017.
- [IJR12] Morteza Ibrahimi, Adel Javanmard, and Benjamin Roy. Efficient reinforcement learning for high dimensional linear quadratic systems. *Advances in Neural Information Processing Systems*, 25, 2012.
- [JKA⁺17] Nan Jiang, Akshay Krishnamurthy, Alekh Agarwal, John Langford, and Robert E Schapire. Contextual decision processes with low bellman rank are pac-learnable. In *International Conference on Machine Learning*, pages 1704–1713. PMLR, 2017.
- [JYWJ20] Chi Jin, Zhuoran Yang, Zhaoran Wang, and Michael I Jordan. Provably efficient reinforcement learning with linear function approximation. In *Conference on Learning Theory*, pages 2137–2143. PMLR, 2020.
- [Kal60] Rudolph Emil Kalman. A new approach to linear filtering and prediction problems. *Journal of Basic Engineering*, 82.1:35–45, 1960.

- [Kha15] Hassan K Khalil. *Nonlinear control*, volume 406. Pearson New York, 2015.
- [KKL⁺20] Sham Kakade, Akshay Krishnamurthy, Kendall Lowrey, Motoya Ohnishi, and Wen Sun. Information theoretic regret bounds for online nonlinear control. *Advances in Neural Information Processing Systems*, 33:15312–15325, 2020.
- [KMTM19] Mark Kozdoba, Jakub Marecek, Tigran Tchrakian, and Shie Mannor. On-line learning of linear dynamical systems: Exponential forgetting in kalman filters. In *Proceedings of the AAAI Conference on Artificial Intelligence*, volume 33, pages 4098–4105, 2019.
- [LAHA20a] Sahin Lale, Kamyar Azizzadenesheli, Babak Hassibi, and Anima Anandkumar. Logarithmic regret bound in partially observable linear dynamical systems, 2020.
- [LAHA20b] Sahin Lale, Kamyar Azizzadenesheli, Babak Hassibi, and Anima Anandkumar. Regret bound of adaptive control in linear quadratic gaussian (lqg) systems, 2020.
- [LAHA20c] Sahin Lale, Kamyar Azizzadenesheli, Babak Hassibi, and Anima Anandkumar. Regret minimization in partially observable linear quadratic control, 2020.
- [LDL21] Yingying Li, Subhro Das, and Na Li. Online optimal control with affine constraints. In *Proceedings of the AAAI Conference on Artificial Intelligence*, volume 35, pages 8527–8537, 2021.
- [Li05] Weiwei Li. A generalized iterative lqg method for locally-optimal feedback control of constrained nonlinear stochastic systems. In *Proceedings of the 2005, American Control Conference, 2005.*, pages 300–306. IEEE, 2005.
- [LK13] Sergey Levine and Vladlen Koltun. Guided policy search. In *International conference on machine learning*, pages 1–9. PMLR, 2013.
- [Lor63] Edward N. Lorenz. Deterministic Nonperiodic Flow. *Journal of the Atmospheric Sciences*, 20(2):130–141, mar 1963.

- [Lya92] Aleksandr Mikhailovich Lyapunov. The general problem of the stability of motion. *International journal of control*, 55(3):531–534, 1992.
- [Max68] James Clerk Maxwell. I. on governors. *Proceedings of the Royal Society of London*, 16:270–283, 1868.
- [MGSH21] Edgar Minasyan, Paula Gradu, Max Simchowitz, and Elad Hazan. Online control of unknown time-varying dynamical systems. *Advances in Neural Information Processing Systems*, 34:15934–15945, 2021.
- [MTR19] Horia Mania, Stephen Tu, and Benjamin Recht. Certainty equivalence is efficient for linear quadratic control. In *Advances in Neural Information Processing Systems*, pages 10154–10164, 2019.
- [OO19] Samet Oymak and Necmiye Ozay. Non-asymptotic identification of lti systems from a single trajectory. In *2019 American control conference (ACC)*, pages 5655–5661. IEEE, 2019.
- [PH20] Orestis Plevrakis and Elad Hazan. Geometric exploration for online control. *Advances in Neural Information Processing Systems*, 33:7637–7647, 2020.
- [RN02] P R Russel and S A Norvig. Artificial intelligence: A modern approach. *Prentice Hall Upper Saddle River, NJ, USA: Rani, M., Nayak, R., & Vyas, OP (2015). An ontology-based adaptive personalized e-learning system, assisted by software agents on cloud storage. Knowledge-Based Systems*, 90:33–48, 2002.
- [SB18] Richard S. Sutton and Andrew G. Barto. *Reinforcement Learning: An Introduction*. The MIT Press, second edition, 2018.
- [SBB90] Shankar Sastry, Marc Bodson, and James F Bartram. Adaptive control: stability, convergence, and robustness, 1990.
- [SBR19] Max Simchowitz, Ross Boczar, and Benjamin Recht. Learning linear dynamical systems with semi-parametric least squares. In *Conference on Learning Theory*, pages 2714–2802. PMLR, 2019.

BIBLIOGRAPHY

151

- [SF20] Max Simchowitz and Dylan Foster. Naive exploration is optimal for online LQR. In Hal Daumé III and Aarti Singh, editors, *Proceedings of the 37th International Conference on Machine Learning*, volume 119 of *Proceedings of Machine Learning Research*, pages 8937–8948. PMLR, 13–18 Jul 2020.
- [Sil15] David Silver. Lecture notes on reinforcement learning. Lecture Notes, 2015.
- [Sim20] Max Simchowitz. Making non-stochastic control (almost) as easy as stochastic. *Advances in Neural Information Processing Systems*, 33:18318–18329, 2020.
- [Sin22] Karan Singh. *The Nonstochastic Control Problem*. PhD thesis, Princeton University, 2022.
- [SL91] Jean-Jacques E Slotine and Weiping Li. *Applied nonlinear control*. Prentice Hall, 1991.
- [SLC⁺20] Guanya Shi, Yiheng Lin, Soon-Jo Chung, Yisong Yue, and Adam Wierman. Online optimization with memory and competitive control. *Advances in Neural Information Processing Systems*, 33:20636–20647, 2020.
- [SSH20] Max Simchowitz, Karan Singh, and Elad Hazan. Improper learning for non-stochastic control. In *Conference on Learning Theory*, pages 3320–3436. PMLR, 2020.
- [Ste94] Robert F Stengel. *Optimal control and estimation*. Courier Corporation, 1994.
- [Str14] Steven H. Strogatz. *Nonlinear Dynamics and Chaos*. Taylor & Francis Inc, 2014.
- [SZG⁺21] Daniel Suo, Cyril Zhang, Paula Gradu, Udaya Ghai, Xinyi Chen, Edgar Minasyan, Naman Agarwal, Karan Singh, Julienne LaChance, Tom Zajdel, et al. Machine learning for mechanical ventilation control. *arXiv preprint arXiv:2102.06779*, 2021.
- [Ted20] Russ Tedrake. *Underactuated Robotics: Algorithms for Walking, Running, Swimming, Flying, and Manipulation (Course Notes for MIT 6.832)*. 2020.

- [Tro12] Joel A Tropp. User-friendly tail bounds for sums of random matrices. *Foundations of computational mathematics*, 12(4):389–434, 2012.
- [Tuc99] Warwick Tucker. The lorenz attractor exists. *Comptes Rendus de l’Académie des Sciences-Series I-Mathematics*, 328(12):1197–1202, 1999.
- [Wie49] Norbert Wiener. *Extrapolation, interpolation, and smoothing of stationary time series: with engineering applications*, volume 113. MIT press Cambridge, MA, 1949.
- [YJB76] Dante Youla, Hamid Jabr, and Jr Bongiorno. Modern wiener-hopf design of optimal controllers—part ii: The multivariable case. *IEEE Transactions on Automatic Control*, 21(3):319–338, 1976.
- [ZDG96a] Kemin Zhou, JC Doyle, and Keither Glover. Robust and optimal control. *Control Engineering Practice*, 4(8):1189–1190, 1996.
- [ZDG96b] Kemin Zhou, John C. Doyle, and Keith Glover. *Robust and Optimal Control*. Prentice-Hall, Inc., USA, 1996.
- [ZFP⁺20] Yang Zheng, Luca Furieri, Antonis Papachristodoulou, Na Li, and Maryam Kamgarpour. On the equivalence of youla, system-level, and input–output parameterizations. *IEEE Transactions on Automatic Control*, 66(1):413–420, 2020.
- [ZWZ22] Peng Zhao, Yu-Xiang Wang, and Zhi-Hua Zhou. Non-stationary online learning with memory and non-stochastic control. In *International Conference on Artificial Intelligence and Statistics*, pages 2101–2133. PMLR, 2022.