

Causal Bandits: Online Decision-Making in Endogenous Settings

Jingwen Zhang* Yifang Chen† Amandeep Singh‡

Abstract

The deployment of Multi-Armed Bandits (MAB) has become commonplace in many economic applications. However, regret guarantees for even state-of-the-art linear bandit algorithms (such as Optimism in the Face of Uncertainty Linear bandit (OFUL)) make strong exogeneity assumptions w.r.t. arm covariates, i.e., the covariates are uncorrelated with the random error. This assumption is very often violated in many economic contexts and using such algorithms can lead to suboptimal decisions. Further, in social science analysis, it is also important to understand the asymptotic distribution of estimated parameters. To this end, in this paper, we consider the problem of online learning in linear stochastic contextual bandit problems with endogenous covariates. We propose an algorithm we term ϵ -*BanditIV*, that uses instrumental variables to correct for this bias, and prove an $\tilde{O}(k\sqrt{T})$ upper bound for the expected regret of the algorithm, where k is the dimension of the instrumental variable and T is the number of rounds in the algorithm. Further, we demonstrate the asymptotic consistency and normality of the ϵ -*BanditIV* estimator. We carry out extensive Monte Carlo simulations to demonstrate the performance of our algorithms compared to other methods. We show that ϵ -*BanditIV* significantly outperforms other existing methods in endogenous settings. Finally, we use data from real-time bidding (RTB) system to demonstrate how ϵ -*BanditIV* can be used to estimate the causal impact of advertising in such settings and compare its performance with other existing methods.

*Jingwen Zhang is a third-year Ph.D. student at Foster School of Business, University of Washington, jingwenz@uw.edu.

†Yifang Chen is a third-year Ph.D. student at Paul G. Allen School of Computer Science and Engineering, University of Washington, yifangc@cs.washington.edu.

‡Amandeep Singh is an Assistant Professor at Foster School of Business, University of Washington, amdeep@uw.edu.

1 Introduction

The proliferation of user-level data presents a unique challenge in front of decision-makers. Decision-makers want to use individual-level data to tailor their decisions for each user. However, given the dynamic nature of online platforms, decision-makers need to adopt these decisions with incrementally available data. Woodroffe (1979) first proposed a simple model to solve such sequential decision-making problems with covariates. Langford and Zhang (2007) later named the model "contextual bandit". Contextual linear bandits have been adopted across a wide variety of applications from advertising (Tang et al., 2015; Aramayo et al., 2022) to healthcare (Durand et al., 2018), dialogue systems (Liu et al., 2018), and personalized product recommendations (Li et al., 2010; Qin et al., 2014). In the setting of a contextual linear bandit problem, in each round, the decision-maker observes a set of actions with each action characterized by a set of features. Decision-maker selects an action and observes a reward corresponding to that action. The objective of the decision-maker is to achieve cumulative reward close to that of optimal policy in hindsight.

Traditional formulations of contextual bandits make the unconfoundedness assumption i.e., the arm covariates are exogenous and are uncorrelated with the unobserved noise. However, in many economic settings, arm features can be correlated with unobserved noise. For instance, consider the problem of generating product recommendations for consumers. Platform operators would usually run online experiments to uncover the relationship between product features and consumer demand. Generally in such settings, product observable features like price are controlled by product owners (different from the platform operator) which could be set in anticipation of consumer demand and hence be correlated with the demand shocks unobserved by the platform operator (see Figure 1 for illustration). In such settings, traditional bandit algorithms might lead to sub-optimal decisions. A common approach to correct the endogeneity bias in the offline setting is to use instrumental variables. Instruments are a set of variables correlated with endogenous variables but are otherwise not associated with the outcome variable. Offline instrumental variable methods use the variation in the exogenous component of the endogenous variable induced by the variation in the instrumental variables to make inference of causal effects. In this work, we propose an online instrumental variable method, we term ϵ -BanditIV to address the issues induced by endogenous features in online settings and estimate the relationship between rewards and features.

Next, literature in contextual linear bandit has also primarily focused on minimizing the expected regret of the algorithm (Auer, 2002; Dani et al., 2008; Chu et al., 2011; Abbasi-Yadkori et al., 2011). However, in a variety of social science

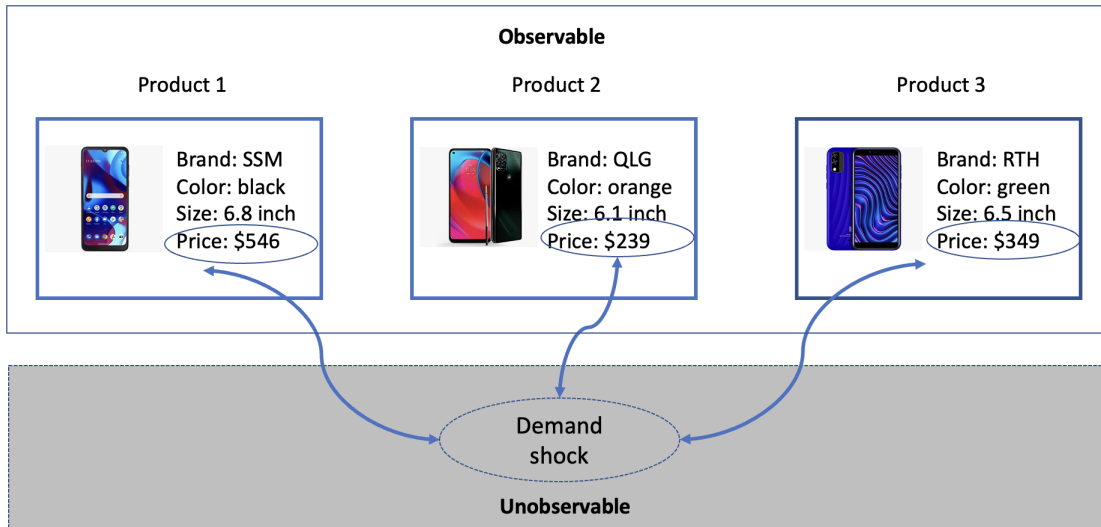


Figure 1: Illustration for endogeneity in product recommendation

problems, one may also be interested in understanding the asymptotic distribution of the estimated parameters. Algorithms that just minimize the regret may not guarantee the consistency of the model parameters and might lead to non-standard asymptotic distribution. Further, having standard asymptotic distributions, one can easily test the significance of features, and offers a traditional way to select variables. For instance, in the product recommendation example, an online platform might also be interested in understanding the effect of various marketing-mix variables (like price, and promotion) on consumer demand. To this end, we propose a linear bandit algorithm that pursues both regret minimization and consistent estimation of model parameters in endogenous settings. We use the martingale central limit theorem to show that our estimator of model parameters is asymptotically normal.

Finally, we demonstrate how ϵ -BanditIV algorithm can be used to place optimal bids and simultaneously measure the average treatment effect (ATE) of advertising in Real-time bidding (RTB) auctions. In targeted marketing, RTB has become a dominating mechanism for selling user exposure to advertisers. Real-time bidding (RTB) systems, utilize auctions to allocate user impressions to competing advertisers. Even after their widespread adoption, measuring the effectiveness of advertising in such systems has remained hard in practice. Recent literature (Johnson et al., 2017) has characterized the inherent endogeneity in such settings and challenges in designing scalable experimental designs. On a high level, there are two key challenges that one needs to account for while designing experiments for RTB systems. The first

challenge is that estimating the ATE of advertising requires randomly exposing users to advertising and then comparing the outcomes of users exposed to advertising to those who were not. However, in RTB settings, exposures are strictly not in the control of the bidder or experimenter and are determined through an auction.

The second challenge is the cost of the experimentation. To induce randomized exposure across the customer populations, the experimenter has to intentionally win or lose auctions. When bidding is not optimized, experimentation could lead to significant costs. For instance, in absence of optimal bidding function, overbidding to win an auction could lead to higher ad costs. Similarly, unnecessarily losing auctions could lead to lower consumer exposure and hence revenue. To this end, demonstrate how ϵ -*BanditIV* can be used to tackle both these challenges. We also propose examples of plausible exogenous data that can be used as instrumental variables in such settings. We finally compare our method with existing online algorithms including Optimism in the Face of Uncertainty Linear bandit (OFUL) and Thompson Sampling (TS). We find significant advantages of our algorithm in both expected regret and parameter inference.

To summarize, our paper makes the following contributions –

- We study the stochastic linear bandit problem with endogenous features. We propose a new algorithm, we term ϵ -*BanditIV*, which incorporates instrumental variables to correct for the bias induced by endogenous features and show that the total expected regret of the algorithm is upper bounded by $\tilde{O}(k\sqrt{T})$.
- Next, as in many economic contexts, researchers might not only be interested in minimizing the regret over the outcomes but also in conducting inference over estimated parameters. To this end, we establish the asymptotic consistency and normality of the estimator.
- Finally, we demonstrate the application of ϵ -*BanditIV* algorithm to real-time bidding systems. Conducting causal measurements of ad exposures while minimizing the cost of experimentation has remained hard for advertisers in the RTB settings. Through application to real-world data, we show ϵ -*BanditIV* can effectively measure the ATE in such settings while maintaining close to oracle regret.

The rest of the paper is organized as follows. We review related literature in areas of marketing, computer science, and econometrics in Section 2. We set up the main problem, i.e. endogeneity problem in online stochastic linear bandits in Section 3. We formulate the ϵ -*BanditIV* algorithm in Section 4 and show regret bound in Section 4.1. We derive theoretical analysis on consistency and normality of the estimator used

in the ϵ -*BanditIV* algorithm in Section 5. We conduct simulations of the proposed algorithm on synthetic data and RTB data in Sections 6 and 7 respectively.

Notation. Throughout this paper, we use $\|\cdot\|_p$ to denote the p -norm of a vector or a matrix. We use $\|\cdot\|_F$ to denote the Frobenius norm for a matrix. For a vector x and positive definite matrix A , we denote $\sqrt{x'Ax}$ as $\|x\|_A$. We use $\langle \cdot, \cdot \rangle$ as the inner product. We denote the sequence $a_0, a_1, \dots, a_\infty$ as $\{a_t\}_{t=0}^\infty$. For a matrix X , the i^{th} column is denoted as $X^{(i)}$ and the j^{th} element of the i^{th} column is denoted as $X^{(i)(j)}$.

2 Literature review

Our paper contributes to three different strands of literature (i) adaptive experimentation and digital advertising, (ii) interactive learning and inference with MABs, and (iii) machine learning and econometrics.

The unprecedented growth of digital advertising markets attract increasing attention from both industry and academia. To improve the allocative efficiency of digital advertising market, there has been a surge of papers studying the advertising effect. The advertising effect is the incremental number of outcomes obtained as a result of an advertising campaign, such that these outcomes would not have happened without the campaign (Gordon et al., 2021). Zantedeschi et al. (2017) proposed a hierarchical Bayesian model for advertising effects considering individual differences in purchase propensity and marketing response. Rafeian and Yoganarasimhan (2021) developed a unified modeling framework to answer a set of questions which includes the advertising effect of adopting efficient targeting policies. However, a number of challenges regarding the measurement of advertising effects remain. Gordon et al. (2019) empirically compared multiple observational models for causal effects of digital advertising and suggested that common observational approaches fail to accurately measure the true causal effect. Gordon et al. (2021) pointed out several problems with experiments on ad effects, such as large sample size required and high experimental costs.

Adaptive experiments are increasingly used to investigate the advertising effect. Araman and Caldentey (2022) studied a Bayesian sequential experimentation problem through dynamic programming and diffusion-asymptotic analysis. Misra et al. (2019) proposed a dynamic price experimentation policy which extended MAB algorithms to include microeconomic choice theory. Gur and Momeni (2022) considered auxiliary information between decision epochs into the development of an adaptive policy to improve experimentation performance. Bertsimas et al. (2019) proposed an online allocation algorithm in experimental clinical trials using robust mixed-integer

optimization to achieve a high statistical power. [Moazeni et al. \(2020\)](#) modeled the marketing campaign performance as a multiplicative advertising exposure problem and proposed a computationally efficient learning policy through solving sequentially mixed-integer linear optimization problems. [Delshad and Khademi \(2022\)](#) studied the personalized dose-finding clinical trial problem through a Bayesian framework by stochastic programming and proposed an adapted one-step look-ahead approximate policy. [Anderer et al. \(2022\)](#) introduced a Bayesian adaptive clinical trial design that combined both surrogate and true outcomes to improve trial performance. [Bumbaca et al. \(2020\)](#) proposed an algorithm to efficiently estimate Bayesian hierarchical models for inferences when researchers have limited number of observations per consumer in online targeted marketing.

At the framework level, several studies formulated adaptive experimentation and targeted advertising problems as MAB. [Schwartz et al. \(2017\)](#) utilized MAB to solve the online ad allocation problem. [Aramayo et al. \(2022\)](#) studied complete collections of ads and nonstationary rewards in house ads recommendation problem by using a MAB scheme. [Tang et al. \(2015\)](#) presented implementations of contextual bandit algorithms on an online advertising problem. [Aramayo et al. \(2022\)](#) studied a contextual bandit approach to dynamically exhibit house ads to customers. We focus on the sequential decision making under the linear contextual bandit framework. [Auer \(2002\)](#) first introduced the contextual bandit setting through the Linear Reinforcement Learning (LinRel) algorithm with linear value functions. Subsequently, the contextual framework was improved by [Dani et al. \(2008\)](#), [Chu et al. \(2011\)](#) and [Abbasi-Yadkori et al. \(2011\)](#) through Upper Confidence Bound (UCB) type algorithms. This stream of literature often requires independency between contexts and the random error term, which however cannot be always satisfied in the reality. We consider a setting which allows the dependency between contexts and error term. This more general setting is well suited to real-world applications where endogeneity problems happen.

However, machine learning methods, such as methods used in MAB problems, are usually designed to obtain the best out-of-sample predictions, while econometric methods are focused on deriving best unbiased estimators ([Dzyabura and Yoganarasimhan, 2018](#)). In this paper, we are interested in both reaching good predictions and unbiased causal estimation. Yet, the adaptive nature of MAB problem complicates the causal inference of advertising effects. [Nie et al. \(2018\)](#) showed that estimates of arm-specific expected rewards in UCB and TS algorithms are biased downwards. This downward bias is due to that arms with random upward fluctuation are sampled more, while those arms with downward fluctuation are sampled less ([Hadad et al. \(2021\)](#)). [Bibaut et al. \(2021\)](#) presented that standard estimators no longer follow normal distribution asymptotically so that classic confidence intervals fail to provide correct coverage.

To address this inference problem in online settings, [Chen et al. \(2021\)](#) studied the consistency and asymptotic distribution of the online ordinary least square estimator under epsilon-greedy policy. We extend their approach to two stage least square estimation in online settings and contribute to the literature by providing the consistency and asymptotic normality of our estimator. Besides, [Lattimore et al. \(2016\)](#) studied the bandit problem on a causal graph and proposed new algorithms to learn good interventions in stochastic online settings. There are two significant differences between their work and ours. First, we focus on a single linear model of the features and rewards, while they studied causal graph of features and rewards. Second, they did not consider the endogeneity problem, which our work mainly contributes to.

This paper is also closely related to the stream of literature in instrumental variable methods for endogeneity problems. [Griliches \(1977\)](#), [Hausman \(1983\)](#), [Angrist and Imbens \(1995\)](#), and [Chen et al. \(2005\)](#) provided theoretical analysis of instrumental variables in linear models. Different from the standard data analysis framework in offline settings, the endogeneity problem can be exacerbated during the dynamic interaction between data generation and data analysis in online settings ([Li et al., 2021](#)). This paper builds on existing instrumental variable methods in offline settings and considers the dynamic interaction by utilizing the CMAB framework. For these reasons, the paper contributes to the literature by combining both CMAB models and instrumental variable methods to improve the estimation of causal effect of ad exposure and hence achieve better performance of decision policies.

Lastly, this paper is related with the literature in RTB. [Choi et al. \(2020\)](#) reviewed research work in RTB questions regarding both advertisers, like how to calculate the impression value, and publishers, like how to allocate impressions across advertisers. [Sayedi \(2018\)](#) used a game theory framework to study the effects of RTB on publisher' revenue, advertisers' profits as well as their strategies. [Balseiro et al. \(2022\)](#) studied an auction mechanism design to satisfy two properties including no positive transfers and periodic individual rationality, which can reach asymptotically first best for the platform. [Balseiro et al. \(2015\)](#) examined the equilibrium in repeated auctions considering strategic responses of budget-constrained bidders and provided implications on auction mechanism design for publishers. In this paper, instead of addressing questions for publishers, we focus on the questions advertisers face in RTB. We aim to learn the optimal bidding price and the effect of an ad exposure through the algorithms we propose.

3 Problem Setting

Let T be the number of rounds and K the number of arms in each round. In each round t , the learner observes a feature vector $x_{t,a} \in \mathbb{R}^d$, $a \in \{1, \dots, K\}$, with $\|x_{t,a}\|_2 \leq L_x$, for each arm. We use the subscript a to represent the a^{th} arm from the K -arm set and L_x to represent a constant upper bound for $\|x_{t,a}\|_2$. After observing the feature vectors, the learner selects an arm a_t and receives a reward $y_{t,a} \in \mathbb{R}$, with $|y_{t,a}| \leq L_y$ where L_y is a constant upper bound for $|y_{t,a}|$. Under linear realizability assumption, we have $\mathbb{E}[y_{t,a}|x_{t,a}] = x'_{t,a}\beta_0$ for all t and a , where $\beta_0 \in \mathbb{R}^d$ is an unknown true coefficient vector. We specifically assume $y_{t,a}$ as the following.

$$y_{t,a} = \beta'_0 x_{t,a} + e_{t,a} \quad (1)$$

where $e_{t,a} \in \mathbb{R}$ is a 1-subgaussian error term, s.t. $\mathbb{E}[e_{t,a}] = 0$. We denote the cumulative distribution of $e_{t,a}$ as \mathcal{P}_e . Unlike traditional bandit algorithms, we have a twofold goal in this problem: (i) to estimate the main coefficient of interest β_0 (ii) to achieve the largest reward by selecting the optimal arm.

Standard Contextual Linear Bandit settings have $\mathbb{E}[e_{t,a}x_{t,a}] = 0$, which implies that the error term is independent with the feature vector. However, this assumption can be violated in various cases such as when we have omitted variable in the error term, measurement error in the regressor, simultaneous equation estimation, and etc. Mathematically, when we have the following,

$$\mathbb{E}[e_{t,a}x_{t,a}] \neq 0$$

the endogeneity problem occurs. Ordinary Least Square (OLS) estimator for the coefficient of interest β_0 is inconsistent in endogenous settings. Econometrics literature uses Instrumental Variable (IV) method to address the endogeneity problem. A variable $z_{t,a}$ is a valid instrumental variable if it satisfies the following three conditions (M Wooldridge, 2014): (i) it is uncorrelated with the error term $e_{t,a}$, i.e. $\mathbb{E}[z_{t,a}e_{t,a}] = 0$, (ii) it is correlated with the endogenous covariates $x_{t,a}$, (iii) it has no direct effect on the reward $y_{t,a}$. Consider a valid instrumental variable $z_{t,a} \in \mathbb{R}^k$, with $\|z_{t,a}\|_2 \leq L_z$ where L_z is a constant upper bound for $\|z_{t,a}\|_2$. We assume $\mathbb{E}[z_{t,a}x'_{t,a}] \in \mathbb{R}^{k \times d}$ has full column rank d .¹ and the minimum eigenvalue of $\mathbb{E}[z_{t,a}z'_{t,a}]$ is positive.

$$x_{t,a} = \Gamma'_0 z_{t,a} + u_{t,a} \quad (2)$$

where $\Gamma_0 \in \mathbb{R}^{k \times d}$ is an unknown true coefficient vector, each element in $u_{t,a} \in \mathbb{R}^d$ is a 1-subgaussian error term with mean zero and the independency condition $\mathbb{E}[z_{t,a}u'_{t,a}] = 0$

¹The assumption $\mathbb{E}[z_{t,a}x'_{t,a}] \in \mathbb{R}^{k \times d}$ has full column rank d implies that $k \geq d$.

is satisfied by construction. Notice that by plugging the equation of $x_{t,a}$ (Equation (2)) into Equation (1), we have

$$y_{t,a} = (\Gamma_0 \beta_0)' z_{t,a} + v_{t,a} \quad (3)$$

where $v_{t,a} = \beta_0' u_{t,a} + e_{t,a}$. We can prove that each element of $v_{t,a}$ is $(\|\beta_0\|_2^2 + 1)$ -subgaussian (we provide the proof in Appendix B). We denote $\Gamma_0 \beta_0$ as δ_0 for the simplicity of analysis.

Two-Stage Least Squares (TSLS) is an instrumental variable method commonly used in offline settings to correct estimation bias in the endogeneity problem. Consider vector $Y \in \mathbb{R}^T$ with $y_{t,a}$ as its elements, matrix $X \in \mathbb{R}^{T \times d}$ with $x_{t,a}'$ as its rows, matrix $Z \in \mathbb{R}^{T \times k}$ with $z_{t,a}'$ as its rows, where $t \in \{1, \dots, T\}$. We briefly illustrate TSLS estimation procedure in offline settings as the following: (i) First, regress the set of feature vectors X on the set of instrumental variable vectors Z using OLS method to obtain an estimated sample features \hat{X} ; (ii) Then regress Y on the estimated feature vectors \hat{X} to obtain the estimator $\hat{\beta}_{\hat{X}, Y}$ using OLS method again.

Definition 1. (Two-Stage Least Squares Estimator)

$$\begin{aligned} \hat{X} &= P_Z X, P_Z = Z(Z'Z)^{-1}Z' \\ \hat{\beta}_{\hat{X}, Y} &= (\hat{X}'\hat{X})^{-1}\hat{X}'Y \end{aligned}$$

To facilitate further analysis on the TSLS estimator, we also define related OLS estimators as the following, where $\hat{\delta} = \hat{\Gamma} \hat{\beta}_{\hat{X}, Y}$ (to see this equation, refer Appendix B for the proof).

Definition 2. (First Stage OLS Estimator)

$$\hat{\Gamma} = (Z'Z)^{-1}Z'X$$

Definition 3. (OLS Estimator Based on Instrumental Variable)

$$\hat{\delta} = (Z'Z)^{-1}Z'Y$$

It is known that TSLS estimator is consistent in offline settings. In this paper, we adopt the standard two-stage least square procedure to the online setting and demonstrate how one can use instrumental variables to address the issue of endogeneity in linear contextual bandits.

We aim to design an online decision-making algorithm that learns the coefficient of main interest β_0 so that we can maximize the total expected reward after pulling

arms under the endogeneity problem. We define the total expected regret of an algorithm after T rounds as

$$R_T = \sum_{t=1}^T \mathbb{E}[y_{t,a_t^*} - y_{t,a_t}] = \sum_{t=1}^T \mathbb{E}[\langle \Gamma_0' z_{t,a_t^*}, \beta_0 \rangle - \langle \Gamma_0' z_{t,a_t}, \beta_0 \rangle]$$

where $a_t^* = \arg \max_a \langle \Gamma_0' z_{t,a}, \beta_0 \rangle$ is the best arm at round t according to the true coefficient vectors β_0 and Γ_0 , and a_t is the arm selected by the algorithm at round t .

We relist key assumptions in this paper as the following,

Assumption 1. $\|z_{t,a}\|_2 \leq L_z$, $\|x_{t,a}\|_2 \leq L_x$, $\|y_{t,a}\|_2 \leq L_y$ for all t and a .

Assumption 2. The minimum eigenvalue of $\mathbb{E}[z_{t,a} z_{t,a}']$ is larger than a positive constant λ .

Assumption 1 ensures that the $\|\cdot\|_2$ of instrumental variables, feature vectors, and the reward are bounded by positive constants. Notice that the $\|\cdot\|_\infty$ of a vector is smaller than the $\|\cdot\|_2$ of the vector, which implies that the $\|\cdot\|_\infty$ of the instrumental variables, features, and the reward are also upper bounded by these constants, L_z , L_x , and L_y respectively. Assumption 2 guarantees that, with high probability, the sample second moment $\sum_{s=1}^t z_{s,a} z_{s,a}'$ is non-singular so that the OLS estimators $\hat{\Gamma}$ and $\hat{\delta}$ exist. We need these assumptions to bound the total regret and the inference bias.

4 BanditIV Algorithm

In this section, we propose the ϵ -BanditIV Algorithm (Algorithm 1) by incorporating instrumental variables in online settings. The algorithm is based on existing linear bandit algorithms, especially the OFUL algorithm proposed by [Abbasi-Yadkori et al. \(2011\)](#).

The ϵ -BanditIV algorithm takes as input initial regularization parameters $\gamma_z, \gamma_x > 0$, confidence set parameters $\{G_t\}_{t=1}^\infty, \{B_t\}_{t=1}^\infty$, as well as a sequence of non-increasing exploration parameters $\{\epsilon_t\}_{t=1}^\infty$. We will specify the confidence set parameters in Section 4.1.

Estimation: The algorithm maintains four matrices U_t, V_t, W_t, Q_t to calculate estimated parameters in each round as described in the pseudo code of Algorithm 1. If the current time t is after the first round, the algorithm utilizes past-choice-related instrumental variables Z_t and past choices X_t to estimate Γ_0 through OLS and obtain an estimated X_t , which is \hat{X}_t . Then, based on \hat{X}_t and past observations of rewards

Y_t , the algorithm estimates β_0 by OLS again. We denote the estimator for β_0 , which is $\hat{\beta}_t$, in the ϵ -*BanditIV* algorithm as the *BanditIV estimator*.

Confidence Sets: Following the *Optimism in the Face of Uncertainty principle* (OFU), we need to maintain confidence sets for all unknown parameters in the model. As described in Section 3, we have two unknown parameters, Γ_0 and β_0 . Thus, we construct two confidence sets $C_{1,s}, C_{2,s}, s \in \{1, \dots, T\}$ for the first and the second stage estimation respectively in each round. The idea for the confidence sets are to make the estimation optimistic with the conditions that "with high probability" the true coefficients are in the confidence sets and we can calculate the confidence sets from the past chosen arms X_t , related instrumental variables Z_t , and rewards Y_t .

Execution: In each round, we conduct a stochastic decision with probability ϵ_t for choosing a random arm and probability $1 - \epsilon_t$ for choosing the estimated best arm. The estimated best arm generated by the algorithm is an arm a_t which is related to an instrumental variable z_t that can maximize the estimated reward jointly with a pair of optimistic estimates of two-stage coefficients in the confidence sets. To maximize the estimated reward, the algorithm chooses a pair of optimistic estimates $(\tilde{\Gamma}_t, \tilde{\beta}_t) = \arg \max_{\Gamma \in C_{1,t}, \beta \in C_{2,t}} (\max_{z \in Z_t} \langle \Gamma' z, \beta \rangle)$ and then chooses an arm a_t such that $a_t = \arg \max_{a \in \mathcal{A}_t} \langle \tilde{\Gamma}_t' z_a, \tilde{\beta}_t \rangle$, where we denote the arm set at time t as \mathcal{A}_t . Equivalently, the estimated best arm a_t , is stated in Equation (4). After an arm is chosen, we observe the reward y_{t,a_t} as stated in Equation (1).

$$a_t = \arg \max_{a \in \mathcal{A}_t} \max_{\Gamma \in C_{1,t}} \max_{\beta \in C_{2,t}} \langle \Gamma' z_a, \beta \rangle \quad (4)$$

Note that when $\epsilon_t = 0$ for $t \in \{1, 2, \dots, \infty\}$, the algorithm chooses the estimated best arm in each round. To simplify the analysis, we denote the algorithm when $\epsilon_t = 0$ for $t \in \{1, 2, \dots, \infty\}$ as *BanditIV*.

For the simplicity of notations, we omit the subscript a of $z_{t,a}, x_{t,a},$ and $y_{t,a}$ from below. By x_t , we mean one arm chosen by the algorithm from the arm set \mathcal{X}_t at time t ; the variable z_t is the instrumental variable related to x_t ; the variable y_t is the reward generated by choosing the arm x_t . By x_t^* , we mean the true optimal arm from the arm set \mathcal{X}_t at time t ; z_t^* is the instrumental variable related to x_t^* .

4.1 Regret Analysis

In this section, we give upper bounds on the regret of the ϵ -*BanditIV* algorithm as well as the *BanditIV* algorithm. The proofs can be found in Appendix A. We first show an $\tilde{O}(k\sqrt{T})$ upper bound for the total expected regret with parameters of confidence set by Theorem 1 and Corollary 2. Then by Lemma 1 and Lemma 2, we

Algorithm 1 ϵ -BanditIV

Input: $\gamma_z, \gamma_x, \{G_t\}_{t=1}^\infty, \{B_t\}_{t=1}^\infty, \{\epsilon_t\}_{t=1}^\infty$
 Set $U_0 = \gamma_z I \in \mathbb{R}^{k \times k}, V_0 = 0 \in \mathbb{R}^{k \times d}, W_0 = \gamma_x I \in \mathbb{R}^{d \times d}, Q_0 = 0 \in \mathbb{R}^{d \times 1}$
 Set $C_{1,s} = \{\Gamma : \|\Gamma^{(i)} - \hat{\Gamma}_s^{(i)}\|_{U_s} \leq G_s\}, C_{2,s} = \{\beta : \|\beta - \hat{\beta}_s\|_{W_s} \leq B_s\}, \forall s \in \{1, 2, \dots, T\},$
 $\forall i \in \{1, 2, \dots, d\}$
 Nature reveals \mathcal{Z}_0 . We randomly choose $z_0 \in \mathcal{Z}_0$ and set $Z_0 = z_0$
 Nature reveals \mathcal{X}_0 . From the set \mathcal{X}_0 , we play x_0 which is related with z_0 and then observe the reward y_0 . We set $X_0 = x_0$ and $Y_0 = y_0$
for $t := 1, 2, \dots, T$, **do**
 $U_t = U_{t-1} + z_{t-1} z'_{t-1}, V_t = V_{t-1} + z_{t-1} x'_{t-1}$
 $\hat{\Gamma}_t = U_t^{-1} V_t, \hat{X}_{t-1} = Z_{t-1} \hat{\Gamma}_t$
 $W_t = W_0 + \hat{X}'_{t-1} \hat{X}_{t-1}, Q_t = Q_0 + \hat{X}'_{t-1} Y_{t-1}$
 $\hat{\beta}_t = W_t^{-1} Q_t$
 Nature reveals \mathcal{Z}_t . With probability ϵ_t , we uniformly choose a random $z_t \in \mathcal{Z}_t$. With probability $1 - \epsilon_t$, we choose $z_t = \arg \max_{z \in \mathcal{Z}_t} \max_{\Gamma \in C_{1,t}} \max_{\beta \in C_{2,t}} \langle \Gamma' z, \beta \rangle$ and update $Z_t = [Z'_{t-1} \quad z_t]'$
 Nature reveals the set of arms \mathcal{X}_t . We play x_t which is related with z_t and observe the reward y_t . Update $X_t = [X'_{t-1} \quad x_t]', Y_t = [Y'_{t-1} \quad y_t]'$
end for

present that the true coefficients are in the confidence sets with high probability and we also give accurate definitions for confidence set parameters.

Theorem 1. *The expected cumulative regret of the ϵ -BanditIV at time T , with probability at least $1 - \delta$, is upper-bounded by*

$$R_T \leq B_T \sqrt{2Td \log\left(\frac{T+d}{d}\right)} + \left(\frac{2}{\gamma_x} + \|\beta_0\|_2\right) G_T \sqrt{2Tk \log\left(\frac{T+k}{k}\right)} + 2\epsilon_0 T L_y$$

where

$$B_T$$

$$= \sqrt{\gamma_x} \|\beta_0\|_2 + \sqrt{2 \log\left(\frac{4T}{\delta}\right) + d \log\left(\left(T \frac{k}{d} + 2T^2 k \log\left(\frac{4d^2 T}{\delta}\right)\right) L_z^2 \|\Gamma_0\|_F^2 + T L_z \sqrt{2 \log\left(\frac{4d^2 T}{\delta}\right)} \|\Gamma_0\|_1\right)},$$

$$G_T = \sqrt{\gamma_z} \max_{i \in \{1, \dots, d\}} \|\Gamma_0^{(i)}\|_2 + \sqrt{2 \log\left(\frac{2Td}{\delta}\right) + k \log(T L_z^2 + k \gamma_z)}.$$

Abbasi-Yadkori et al. (2011) proved an $\tilde{O}(d\sqrt{T})$ upper bound for the expected regret of OFUL algorithm without considering the endogeneity problem. Taking the

endogeneity problem into consideration, we can still keep an upper bound at the same level with their results by Theorem 1.

Remark 1. The upper bound for the expected regret increases with the dimensions of the feature vector and the instrumental variable. Thus, if we have feature vectors of a large dimension, we may need to utilize feature selection techniques to reduce the dimension and hence improve the regret bound in practice.

Remark 2. Notice that when ϵ_t increases, the regret bound also increases, which implies that the regret bound of an ϵ -BanditIV algorithm with a positive ϵ_t will always be larger than the regret bound of the BanditIV algorithm.

Remark 3. In order to guarantee an $\tilde{\mathcal{O}}(k\sqrt{T})$ upper bound for the total expected regret of the ϵ -BanditIV algorithm, we need a small enough ϵ_t , such as $\epsilon_t \leq \frac{\sqrt{\log(t)}}{\sqrt{t}}$ or $\epsilon_t \leq \frac{\sqrt{\log \log(t)}}{\sqrt{t}}$. To see the validity of these examples, note that the total expected regret can be written as upper bounded by $B_T \sqrt{2Td \log(\frac{T+d}{d})} + (\frac{2}{\gamma_x} + \|\beta_0\|_2) G_T \sqrt{2Tk \log(\frac{T+k}{k})} + 2L_y \sum_{t=1}^T \epsilon_t$, where $2L_y \sum_{t=1}^T \epsilon_t$ can be upper bounded by $\tilde{\mathcal{O}}(\sqrt{T})$ if we have $\epsilon_t \leq \tilde{\mathcal{O}}(\frac{1}{\sqrt{t}})$. The BanditIV algorithm which is a special case with $\epsilon_t = 0$ in ϵ -BanditIV algorithm, naturally satisfies this condition.

By setting $\epsilon_t = 0$, we can derive the following corollary directly,

Corollary 2. *The expected cumulative regret of the BanditIV at time T , with probability at least $1 - \delta$, is upper-bounded by*

$$R_T \leq B_T \sqrt{2Td \log(\frac{T+d}{d})} + (\frac{2}{\gamma_x} + \|\beta_0\|_2) G_T \sqrt{2Tk \log(\frac{T+k}{k})}$$

where B_T and G_T are the same as those in the Theorem 1.

Lemma 1 (Optimistic estimation of β_0). *With high prob $1 - \delta/2$, for all $t \in [T]$,*

$$\|\hat{\beta}_t - \beta_0\|_{W_t} \leq B_t$$

where B_t is the same as that in the Theorem 1.

Lemma 2 (Optimistic estimation of Γ_0). *With high prob $1 - \delta/2$, for all $t \in [T]$ and all $i \in [d]$,*

$$\|\hat{\Gamma}_t^{(i)} - \Gamma_0^{(i)}\|_{U_t} \leq G_t$$

where G_t is the same as that in the Theorem 1.

Due to that we have two-stage estimators in the algorithm, we construct double confidence intervals for the estimators to guarantee the regret bound. In every round, the algorithm chooses estimates for Γ_0 and β_0 from the confidence sets as we describe in Section 4. Lemmas 2 and 1 show that Γ_0 and β_0 with high probability in ellipsoids with center at $\hat{\Gamma}_t$ and $\hat{\beta}_t$ respectively, i.e. in the double confidence sets.

5 Inference and Confidence Intervals

Due to the adaptive nature of multi-armed bandits, calculating confidence intervals is not straightforward as the collected data is no longer iid. In this section, we show asymptotic properties of the *BanditIV* estimator following Chen et al. (2021) and Bastani and Bayati (2020). We first present the consistency of the online OLS estimator and the *BanditIV* estimator, then we demonstrate the normality of the *BanditIV* estimator. The proofs are presented in Appendix A.

Proposition 1. *(Tail bounds for the online OLS estimators). In the online decision making model with the ϵ -greedy policy, if Assumptions 1 and 2 are satisfied, and ϵ_t is non-increasing, then for any $\eta_1, \eta_2 > 0$, any $i \in \{1, \dots, d\}$,*

$$P(\|\hat{\delta}_t - \delta_0\|_1 \leq \eta_1) \geq 1 - \exp\left(-\frac{t\epsilon_t}{8}\right) - k \exp\left(-\frac{t\epsilon_t\lambda}{32L_z^2}\right) - 2k \exp\left(-\frac{t\epsilon_t^2\lambda^2\eta_1^2}{128k^2\sigma_v^2L_z^2}\right) \\ + 2k^2 \exp\left(-\frac{t\epsilon_t^2\lambda^2\eta_1^2 + 4t\epsilon_t\lambda k^2\sigma_v^2}{128k^2\sigma_v^2L_z^2}\right)$$

$$P(\|\hat{\Gamma}_t^{(i)} - \Gamma_0^{(i)}\|_1 \leq \eta_2) \geq 1 - \exp\left(-\frac{t\epsilon_t}{8}\right) - k \exp\left(-\frac{t\epsilon_t\lambda}{32L_z^2}\right) - 2k \exp\left(-\frac{t\epsilon_t^2\lambda^2\eta_2^2}{128k^2\sigma_u^2L_z^2}\right) \\ + 2k^2 \exp\left(-\frac{t\epsilon_t^2\lambda^2\eta_2^2 + 4t\epsilon_t\lambda k^2\sigma_u^2}{128k^2\sigma_u^2L_z^2}\right)$$

Proposition 1 states that both the OLS estimator based on the instrumental variable and the first stage OLS estimator are consistent if $t\epsilon_t^2 \rightarrow \infty$ as $t \rightarrow \infty$. Based on this result, we derive the tail bound for the *BanditIV* estimator as the following.

Proposition 2. *(Tail bound for the BanditIV estimator) In the online decision-making model with ϵ -greedy policy, if the Assumptions 1 and 2 are satisfied, and ϵ_t is non-increasing, then for any $\eta_1, \eta_2 > 0$, $\eta_2 \neq \frac{\lambda_{\min}(\Gamma_0)}{(kd)^{\frac{1}{2}}}$,*

$$P(\|\hat{\beta}_t - \beta_0\|_1 \leq C_\beta) \geq 1 - (p_1 + dp_2)$$

$$\text{where } C_\beta = \frac{\eta_1 + \eta_2 \|\beta_0\|_1}{\lambda_{\min}(\Gamma_0) d^{\frac{-1}{2}} - \eta_2 (k)^{\frac{1}{2}}},$$

$$p_1 = \exp\left(-\frac{t\epsilon_t}{8}\right) + k \exp\left(-\frac{t\epsilon_t \lambda}{32L_z^2}\right) + 2k \exp\left(-\frac{t\epsilon_t^2 \lambda^2 \eta_1^2}{128k^2 \sigma_v^2 L_z^2}\right) - 2k^2 \exp\left(-\frac{t\epsilon_t^2 \lambda^2 \eta_1^2 + 4t\epsilon_t \lambda k^2 \sigma_v^2}{128k^2 \sigma_v^2 L_z^2}\right),$$

$$p_2 = \exp\left(-\frac{t\epsilon_t}{8}\right) + k \exp\left(-\frac{t\epsilon_t \lambda}{32L_z^2}\right) + 2k \exp\left(-\frac{t\epsilon_t^2 \lambda^2 \eta_1^2}{128k^2 \sigma_u^2 L_z^2}\right) - 2k^2 \exp\left(-\frac{t\epsilon_t^2 \lambda^2 \eta_1^2 + 4t\epsilon_t \lambda k^2 \sigma_u^2}{128k^2 \sigma_u^2 L_z^2}\right)$$

Remark 4. Following the Proposition 1, if $t\epsilon_t^2 \rightarrow \infty$ as $t \rightarrow \infty$, then the probability of $\|\hat{\beta}_t - \beta_0\| \leq C_\beta$ goes to 1 for any $\eta_1, \eta_2 > 0$, $\eta_2 \neq \frac{\lambda_{\min}(\Gamma_0)}{(kd)^{\frac{1}{2}}}$. Combining the Theorem 1 and Proposition 2, in order to guarantee both the regret bound and the tail bound, we need to carefully choose the value for ϵ_t . Some reasonable examples can be $\epsilon_t = \frac{\sqrt{\log(t)}}{\sqrt{t}}$ or $\epsilon_t = \frac{\sqrt{\log \log(t)}}{\sqrt{t}}$.

Remark 5. The probability of $\|\hat{\beta}_t - \beta_0\| \leq C_\beta$ decreases with the dimension of instrumental variables, the variance of error terms in both stages of regression model, and L_z . Moreover, the probability of $\|\hat{\beta}_t - \beta_0\| \leq C_\beta$ increases with the lower bound of the minimum eigenvalue of $\mathbb{E}[z_{t,a} z'_{t,a}]$.

Following from the Propositions 1 and 2, we obtain the consistency of the OLS estimators $\hat{\delta}_t$ and $\hat{\Gamma}_t$ and the BanditIV estimator $\hat{\beta}_t$ easily.

Corollary 3. (*Consistency of the online OLS estimators*). *If Assumptions 1 and 2 are satisfied, ϵ_t is non-increasing and $t\epsilon_t^2 \rightarrow \infty$ as $t \rightarrow \infty$, then the online OLS estimators $\hat{\Gamma}_t$ is a consistent estimator for Γ_0 and $\hat{\delta}_t$ is a consistent estimator for δ_0 .*

Corollary 4. (*Consistency of the online BanditIV estimator*). *If Assumptions 1 and 2 are satisfied, ϵ_t is non-increasing and $t\epsilon_t^2 \rightarrow \infty$ as $t \rightarrow \infty$, then the online BanditIV estimator $\hat{\beta}_t$ is a consistent estimator for β_0 .*

Theorem 5. (*Asymptotic normality of the online OLS estimator*) *If Assumptions 1 and 2 are satisfied, then*

$$\sqrt{t}(\hat{\delta}_t - \delta_0) \xrightarrow{d} \mathcal{N}_k(0, \mathbb{E}[v_t^2] \left(\int z z' d\mathcal{P}_z \right)^{-1})$$

Based on above results, we can derive the normality of the BanditIV estimator by applying Slutsky Theorem. We also provide a consistent estimator for the variance of the normal distribution. The proof for the consistency of the variance estimator can be found in Appendix A.

Theorem 6. (*Asymptotic normality of the online BanditIV estimator*) If Assumptions 1 and 2 are satisfied, ϵ_t is non-increasing and $t\epsilon_t^2 \rightarrow \infty$ as $t \rightarrow \infty$. Then

$$\sqrt{t}(\hat{\beta}_t - \beta_0) \xrightarrow{d} \mathcal{N}_d(0, S)$$

where $S = \mathbb{E}[v^2](\Gamma'_0 \int zz' d\mathcal{P}_z \Gamma_0)^{-1} \Gamma'_0 \int zz' d\mathcal{P}_z \Gamma_0 (\Gamma'_0 \int zz' d\mathcal{P}_z \Gamma_0)^{-1}$

A consistent estimator for S is given by

$$\sum_{s=1}^t \hat{v}_s^2 (\hat{\Gamma}'_t \sum_{s=1}^t z_s z'_s \hat{\Gamma}_t)^{-1} \hat{\Gamma}'_t \left(\sum_{s=1}^t z_s z'_s \right) \hat{\Gamma}_t (\hat{\Gamma}'_t \sum_{s=1}^t z_s z'_s \hat{\Gamma}_t)^{-1}$$

where $\hat{v}_s = y_s - (\hat{\Gamma}_s \hat{\beta}_s)' z_s$.

Theorem 6 provides a theoretical guarantee that the *BanditIV* estimator asymptotically follows a normal distribution with mean zero and variance S . We can see that this variance depends on the expectation of the error term v_t , which includes the errors in both first stage and the second stage. The variance also depends on the distribution of the instrumental variable, \mathcal{P}_z . Notice that, although we need the assumption about ϵ_t to guarantee the consistency of the estimator, the asymptotic variance of the *BanditIV* estimator does not depend on ϵ_t .

To compute confidence intervals of our estimate of β_0 post running our bandits, we provide two ways as the following. As the first way, we use directly Theorem 6. The data set is constructed as illustrated in Section 6. We set all elements in Γ_0 and β_0 as 1. We run 1000 trials in total. In each trial, we take the final estimation $\hat{\beta}$ from a pre-run ϵ -BanditIV with 1000 rounds as the mean of the confidence interval and calculate the estimated standard deviation as the theorem provides to construct one confidence interval. Among the 1000 trials, for 95% confidence intervals, we get 94.4% coverage when we set $k = 2$, $d = 1$ and 94.6% coverage when we set $k = 1$, $d = 1$, which are very close to the ideal.

As the second way, we use a re-randomization test similar to that of [Bojinov et al. \(2020\)](#) and [Farias et al. \(2022\)](#). For the estimate $\hat{\beta}$, we test the sharp null hypothesis that the $\beta_0 = \tau$ for all t . The sharp null hypothesis implies that the new outcome is $y_t + \tau'(x_t^H - x_t)$ where x_t^H is a newly pulled arm and x_t is a pulled arm by our bandit algorithm.

We conduct exact tests by using the known assignment mechanism to simulate new assignment paths. Algorithm 2 provides the details of how to implement it. In particular, we propose τ by a downward search method based on the estimate from the bandit algorithm. Under the sharp null hypothesis of $\beta_0 = \tau$, a new arm assignment path $1 : T$ leads to a sequence of observed outcomes $y_t + \tau'(x_t^H - x_t)$

for $t \in \{1, \dots, T\}$. To obtain a confidence interval, we invert a sequence of exact hypothesis tests to identify the region outside where the null hypothesis is violated at the prespecified significance level (Imbens and Rubin, 2015; Bojinov et al., 2020).

Algorithm 2 Sharp Null Hypothesis Test

Require: Fix N_H , total number of samples drawn; Given $\hat{\Gamma}$, X , and Y from the bandit algorithm; Given a prespecified significance level α

for i in $1 : N_H$ **do**

Sample a new assignment path, x_t^H , for $t \in \{1, \dots, T\}$ according to the assignment mechanism under the null hypothesis $\beta_0 = \tau$

Change the sequence of original outcomes y_t to $y_t + \langle \tau, (x_t^H - x_t) \rangle$ for $t \in \{1, \dots, T\}$

Compute $\hat{\tau}^{[i]}$ as the original algorithm does, i.e.

$$\hat{X}^H = Z^H \hat{\Gamma}$$

$$\hat{\tau}^{[i]} = \gamma I + ((\hat{X}^H)' \hat{X}^H)^{-1} (\hat{X}^H)' Y^H$$

end for

Compute $\hat{p} = N_H^{-1} \sum_{i=1}^{N_H} \mathbf{1}\{|\hat{\tau}^{[i]}| > |\hat{\beta}|\}$

Reject the null hypothesis if $\hat{p} < \alpha$

Consistent with the setting illustrated in the first way, all of these experiments are run on synthetic data constructed as in Section 6 and we consider two cases including $k = 2, d = 1$, and $k = 1, d = 1$. For each case, we run 50 trials. In each trial, we propose 20 hypotheses for β_0 based on the estimated coefficient of our main interest, $\hat{\beta}$ from a pre-run ϵ -BanditIV and construct confidence intervals for all dimensions of β_0 . For each hypothesis of β_0 , we run the sharp null hypothesis test where we set N_H as 200. We choose the significance level to be $\alpha = 0.05$. Under ϵ -greedy BanditIV, the coverage of the test is 96% when $k = 2, d = 1$ and 94% when $k = 1, d = 1$. We can see that, given the significance level as 0.05, the coverage of the test is close to ideal. Thus, the re-randomization tests and corresponding confidence intervals reported here are adequate for inference of the main treatment effect.

6 Numerical Experiments

In this section, we construct synthetic data to further validate our algorithm. Referring the simulation set up in Bakhitov and Singh (2021), we consider the model as follows,

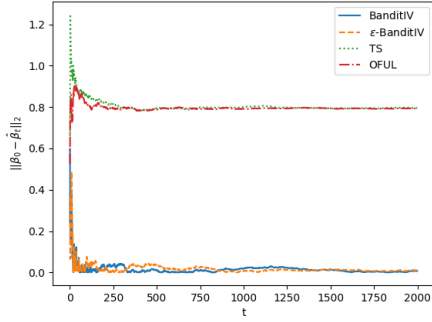
for $t = 1, \dots, T$,

$$\begin{aligned} Y_t &= X_t \beta_0 + e_t \rho + \varepsilon_t \\ X_t &= Z_t \Gamma_0 + e_t + u_t \end{aligned}$$

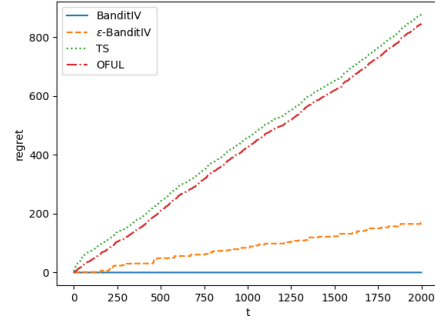
Suppose that all elements of the instrument $Z_t \in \mathbb{R}^{k \times 1}$ are uniformly distributed on the support $[-3, 3]$. The error term $e_t \in \mathbb{R}^{n_t \times d}$ is the confounder, where n_t is the number of arms at time t and all elements of e_t follows $\mathcal{N}(0, 1)$. The parameter $\rho \in \mathbb{R}^{d \times 1}$ measures the degree of endogeneity. A lower ρ implies a less serious endogeneity issue. As an extreme example, when $\rho = 0$, endogeneity disappears, which we can see from Equation (5). The additional noise terms $u_t \in \mathbb{R}^{n_t \times d}$, and $\varepsilon_t \in \mathbb{R}^{n_t \times 1}$ are i.i.d. normally distributed. All elements of u_t and ε_t follow $\mathcal{N}(0, 0.01)$ and $\mathcal{N}(0, 1)$ respectively. WLOG, we set $n_t = 50$, for $t = 1, \dots, T$ in this simulation.

$$\mathbb{E}[(e_t \rho + \varepsilon_t)' X_t] = \mathbb{E}[\rho' e_t' X_t] = \mathbb{E}[\rho' e_t' \mathbb{E}[X_t | e_t]] = \rho' \mathbb{E}[e_t' e_t] \quad (5)$$

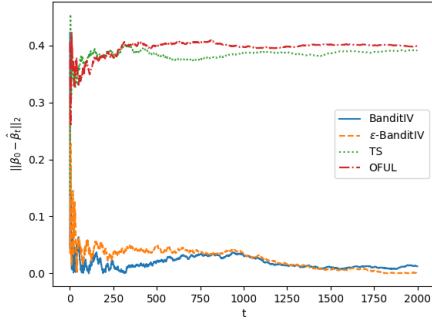
We have two objectives in the simulation: (i) to achieve the maximum reward through selecting optimal arms (ii) to obtain an accurate estimation of the causal relation parameter β_0 . We compare performance of our algorithm regarding the two objectives, with other existing algorithms including TS and OFUL under endogeneity. We run $T = 2000$ time steps for each algorithm and observe the regret and estimation bias along the time. We use the true cumulative regret which excludes random error terms to measure the regret and $\|\beta_0 - \hat{\beta}_t\|_2$ to measure the estimation bias. Figures 2 and 3 show the results where we consider various endogeneity degrees and dimensions of the instrumental variable. In Figure 2, we set the dimension of the instrumental variable as $k = 1$ which is equal to the dimension of endogenous variable $d = 1$. When $k = d$, we have the same number of instrumental variables as that of endogenous variables and β_0 will be just identified. In Figure 3, we set the dimension of the instrumental variable as $k = 2$ which is larger than the dimension of endogenous variable $d = 1$. When $k > d$, we have more instrumental variables than endogenous variables, which can cause overidentification. Across these two cases regarding the dimensions, we find quite robust results that our proposed algorithms outperform TS and OFUL both on regret and inference. This outperformance is more significant under higher endogeneity. In both Figures 2 and 3, the first, second, third row present results when $\rho = 2, 1, 0.5$ respectively. We can see that BanditIV and ϵ -BanditIV can achieve lower bias in inference than TS and OFUL and this difference become larger when the endogeneity degree increases. Also, BanditIV reaches lower expected regret than ϵ -BanditIV, but ϵ -BanditIV can obtain a less biased estimation.



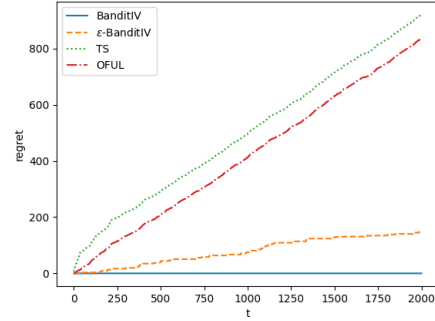
(a) Estimation bias



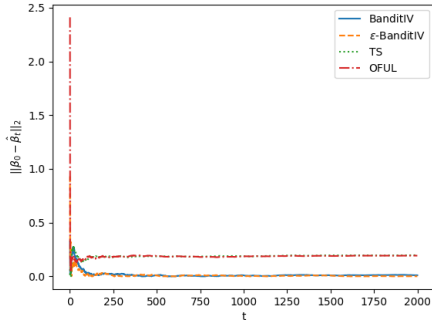
(b) Regret variations



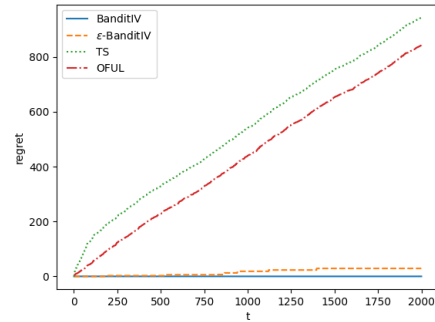
(c) Estimation bias



(d) Regret variations



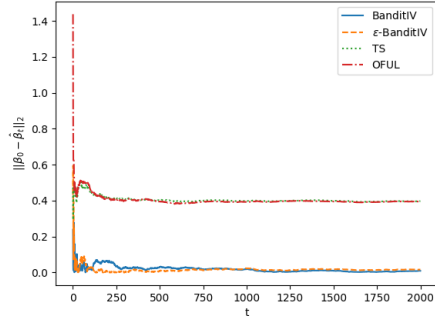
(e) Estimation bias



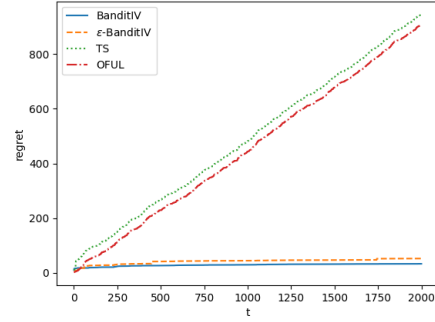
(f) Regret variations

Figure 2: Simulation results on synthetic data with endogeneity when $k = 1, d = 1$

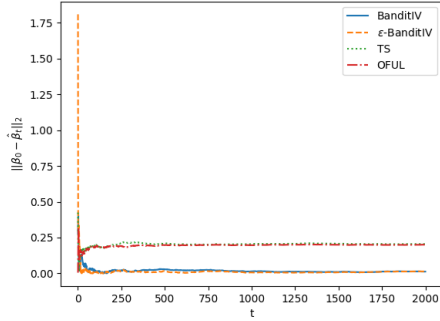
The x-axis shows the number of time steps and the y-axis shows the performance indicator which is either estimation bias or the regret. Subfigures (a)-(b) present results when $\rho = 2$, (c)-(d) present results when when $\rho = 1$, (e)-(f) present results when when $\rho = 0.5$



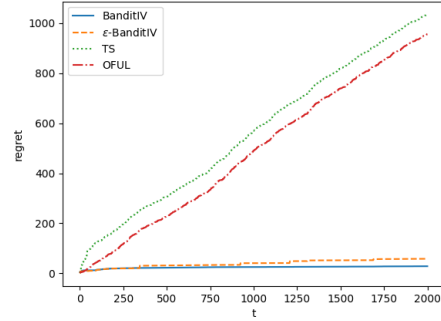
(a) Estimation bias



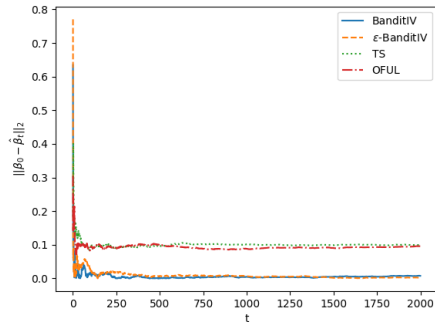
(b) Regret variations



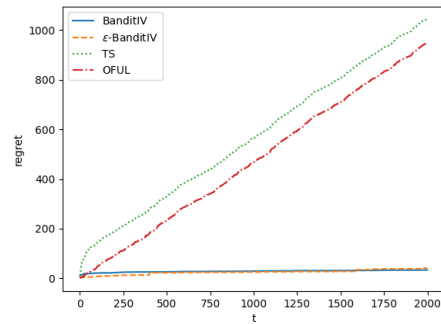
(c) Estimation bias



(d) Regret variations



(e) Estimation bias



(f) Regret variations

Figure 3: Simulation results on synthetic data with endogeneity when $k = 2, d = 1$

The x-axis shows the number of time steps and the y-axis shows the performance indicator which is either estimation bias or the regret. Subfigures (a)-(b) present results when $\rho = 2$, (c)-(d) present results when when $\rho = 1$, (e)-(f) present results when when $\rho = 0.5$

7 Real-Time Bidding Auctions

RTB is a dominant auction mechanism for selling ad exposures in display markets. A consumer entering a publisher’s website generates an ad impression opportunity for advertisers. An auction takes place for a single impression opportunity. In RTB, an advertiser makes buying decision in the auction immediately after the consumer arrives on the publisher’s website. Buying decisions of impressions involve programmatic automation. The advertiser’s ad is served to the consumer only if the advertiser wins the auction of the impression.

An advertiser is able to make buying decisions based on impression-specific information, like the width, height and visibility of an ad slot, and the user’s profile. Therefore, we can model the advertiser’s buying problem as a linear bandit problem. The objective of this problem is twofold: first, to measure the marginal value of the ad exposure; second, to achieve the largest profit through optimizing the bidding price. Notice that the advertiser has to bid in an auction to win the impression opportunity. Either overbidding or underbidding may bring significant costs to the advertiser. The advertiser can obtain a higher winning probability with a very high bid but may not cover the paying price with the profit of ad exposure. On the contrary, the advertiser will be less likely to win with a low bid.

Now, we illustrate the model (see Equation (6)) and explain the potential endogeneity issue. We model the advertiser’s revenue (\tilde{y}_t) from winning the auction as some base revenue (β_0) plus the revenue generated from the ad exposure (β_1). The advertiser profit (y_t) is given by the advertiser’s revenue minus the paying price in case the advertiser wins the auction ($\mathbb{I}\{B_{CP,t} \leq b_t\}$). For our setting, we assume a second-price auction. The base revenue is a part of the revenue the advertiser will always get no matter whether the advertiser wins the auction or not. We use β_0 to represent the expected base revenue. The marginal profit of the ad exposure, β_1 , is our main coefficient of interest and we also call it as the treatment effect i.e., the effect of ad exposures on revenue. We use an indicator function, $\mathbb{I}\{B_{CP,t} \leq b_t\}$, to present whether the advertiser wins the auction or not, where $B_{CP,t}$ is the highest bidding price among the advertiser’s competitors at time t and b_t is the advertiser’s bidding price at time t . Notice that $B_{CP,t}$ is also the advertiser’s paying price in the second-price auction. We use η_t to denote the unobserved demand shocks at time t .

$$\tilde{y}_t = \beta_0 + \beta_1 \mathbb{I}\{B_{CP,t} \leq b_t\} + \eta_t \quad (6)$$

Note that the above specification suffers from the endogeneity problem, i.e. the covariate $\mathbb{I}\{B_{CP,t} \leq b_t\}$ can be correlated with the unobserved error term η_t . The advertiser cannot randomize the ad exposure because the advertiser does not know

others' bids, and the result of the auction cannot be controlled by the advertiser; Thus, the unobserved demand shocks could be correlated with $B_{CP,t}$ and create a potential endogeneity issue. The unobservables here could be some common shock in the market, which affects the bidding prices in the market but are not observable in the data in the error term η_t . Extant literature (Johnson et al. (2017)) has characterized this inherent endogeneity in RTB settings and discusses how unobserved consumer taste shocks affect both consumer demand and advertisers' bidding behavior.

To make the analysis clearer, we reformulate the error term in the model as Equation (7), where we rewrite η_t as the sum of two errors, δ_t and ε_t . We assume $\mathbb{I}\{B_{CP,t} \leq b_t\}$ is correlated with the first error term, δ_t , while uncorrelated with the second error term, ε_t . The parameter ρ indicates the degree of endogeneity. Larger ρ implies higher endogeneity.

$$\eta_t = \rho\delta_t + \varepsilon_t \tag{7}$$

To correct the endogeneity-generated bias of estimation for β_1 , we can utilize instrumental variable methods. A valid instrumental variable ν_t for $\mathbb{I}\{B_{CP,t} \leq b_t\}$ should satisfy the following conditions: (i) $\mathbb{E}[\nu_t\eta_t] = 0$, (ii) ν_t affects $\mathbb{I}\{B_{CP,t} \leq b_t\}$, (iii) ν_t has no direct effect on y_t . One example of potential exogenous data that can be used as instrument variables in RTB auctions could be – the intensity of political ads (Sinkinson and Starc (2019)) at a given time. Political ads have a displacement effect on commercial ads (Sinkinson and Starc (2019)). Yet, political ads don't have a direct effect on the revenue generated from commercial ads. Therefore, the variation of political ads can represent the exogenous variation in the advertiser winning an auction and serve as a potential instrument in the RTB problem. For our exercise, we artificially simulate such an instrument and assume a linear relationship between $\mathbb{I}\{B_{CP,t} \leq b_t\}$ and the instrument (ν_t).

To evaluate the performance of our proposed ϵ -BanditIV algorithm on this RTB problem, we use real data from iPinYou (Liao et al., 2014). The iPinYou RTB data set is publicly available and includes logs of ad biddings, impressions, clicks, and final conversions. We use the impression data for one product category, Telecom. Impression slot characteristics, bidding price, and paying price are main variables we use in this section.

An advertiser has 2000 time periods to run in total. In each time period, the advertiser is shown an impression opportunity. The advertiser observes the characters of the impression slot. The advertiser has to estimate competitors' bidding prices and decide a bidding price to participate in the auction of the impression. We assume the advertiser considers a set of R arms $r = 1, \dots, R$, each of which associated with a bidding price, b_r . WLOG, we let $b_1 < b_2 < \dots < b_R$ for all x . We use the same

set of arms for all contexts for simplicity; this setup can trivially be adjusted to accommodate context-specific arms and context-specific number of arms. After the advertiser bids with the chosen arm, b_r , the advertiser can observe whether wins or not, paying price for the auction and the realized profit.

Applying the ϵ -BanditIV algorithm to the RTB problem, we estimate the treatment effect of ad exposure based on past records of impression characteristics, bidding prices, instrumental variables, whether win or not, and rewards. We choose the bidding price which maximizes the estimated profit jointly with optimistic estimates of coefficients within the double confidence sets of two-stage coefficients.

Figures 4, 5 and 6 show the results of regret variation and estimation bias for four algorithms including BanditIV, ϵ -BanditIV, TS and OFUL on the RTB data. We compare algorithm performance under endogeneity case when the endogeneity degree changes. We find that BanditIV and ϵ -BanditIV significantly outperform other two classic algorithms both on regret and inference, especially under higher endogeneity cases. In Figure 4a and 5a, at round 2000, TS and OFUL still have larger than 3 times the norm difference of the ϵ -BanditIV or BanditIV; in Figure 6a, at round 2000, TS and OFUL have around than 2.7 times the norm difference of the ϵ -BanditIV or BanditIV. Regarding the regret variation, there are slight differences between the performances of TS and OFUL, or between BanditIV and ϵ -BanditIV. But due to the large magnitude of numbers, we can barely see the differences. To conclude, our proposed algorithms consistently outperform state-of-art algorithms like TS and OFUL, in the aspects of regret and inference.

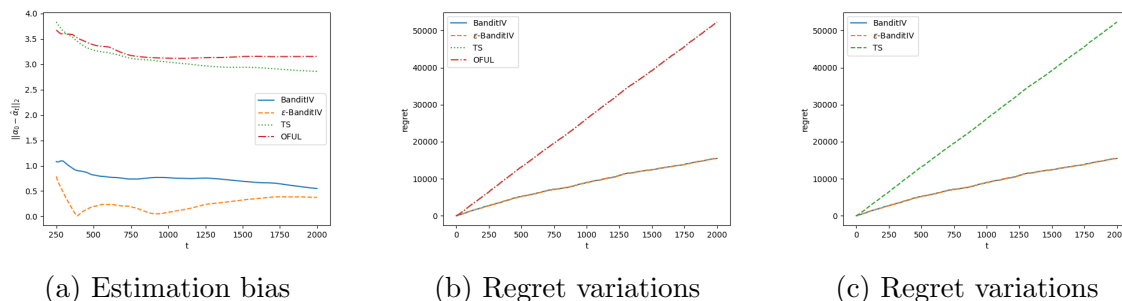


Figure 4: Simulation results on RTB data with endogeneity: $\rho = 2$

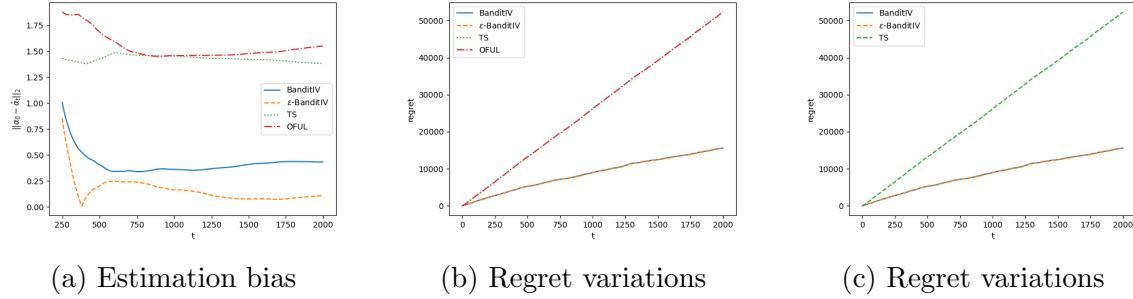


Figure 5: Simulation results on RTB data with endogeneity: $\rho = 1$

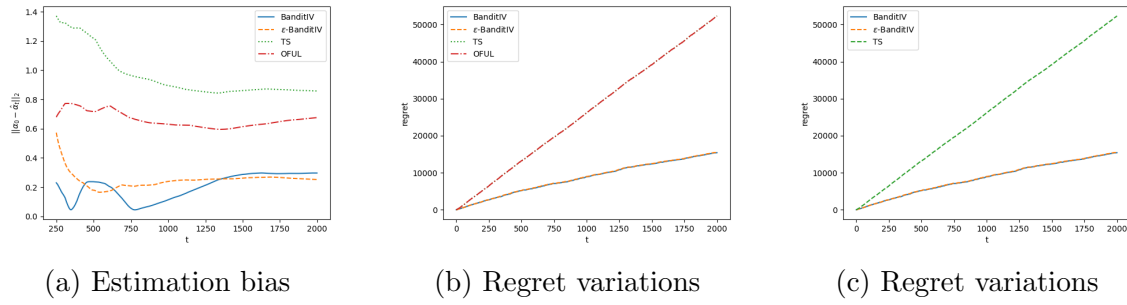


Figure 6: Simulation results on RTB data with endogeneity: $\rho = 0.5$

8 Conclusion

In this paper, we study the endogeneity problem in online decision-making settings where we formulate the decision-making process as a contextual linear bandit model. We discuss how many economic settings can be characterized by endogeneity and extant methods can lead to estimation bias and sub-optimal decisions. To correct the bias and optimize online decisions, we propose the ϵ -BanditIV algorithm by utilizing both existing linear bandit algorithms and instrumental variables. We present the theoretical properties of our algorithm. We first show an upper bound for the total expected regret, and then show the consistency, asymptotic normality of the estimator in the algorithm. On the applied side, we conduct extensive simulations on synthetic data. We find that the ϵ -BanditIV algorithm outperforms several benchmark linear bandit algorithms when the endogeneity problem occurs. Finally, we demonstrate by using data from the real-time bidding (RTB) system to demonstrate how ϵ -BanditIV

can be effective in estimating the causal impact of advertising while maintaining close to oracle regret.

References

- Abbasi-Yadkori, Y., Pál, D., and Szepesvári, C. (2011). Improved algorithms for linear stochastic bandits. Advances in neural information processing systems, 24.
- Anderer, A., Bastani, H., and Silberholz, J. (2022). Adaptive clinical trial designs with surrogates: When should we bother? Management Science, 68(3):1982–2002.
- Angrist, J. and Imbens, G. (1995). Identification and estimation of local average treatment effects.
- Araman, V. F. and Caldentey, R. A. (2022). Diffusion approximations for a class of sequential experimentation problems. Management Science, 68(8):5958–5979.
- Aramayo, N., Schiappacasse, M., and Goic, M. (2022). A multi-armed bandit approach for house ads recommendations. Available at SSRN 4107976.
- Auer, P. (2002). Using confidence bounds for exploitation-exploration trade-offs. Journal of Machine Learning Research, 3(Nov):397–422.
- Bakhitov, E. and Singh, A. (2021). Causal gradient boosting: Boosted instrumental variable regression. arXiv preprint arXiv:2101.06078.
- Balseiro, S. R., Besbes, O., and Weintraub, G. Y. (2015). Repeated auctions with budgets in ad exchanges: Approximations and design. Management Science, 61(4):864–884.
- Balseiro, S. R., Mirrokni, V., Leme, R. P., and Zuo, S. (2022). Dynamic double auctions: Toward first best. Operations Research.
- Bastani, H. and Bayati, M. (2020). Online decision making with high-dimensional covariates. Operations Research, 68(1):276–294.
- Bertsimas, D., Korolko, N., and Weinstein, A. M. (2019). Covariate-adaptive optimization in online clinical trials. Operations Research, 67(4):1150–1161.
- Bibaut, A., Dimakopoulou, M., Kallus, N., Chambaz, A., and van der Laan, M. (2021). Post-contextual-bandit inference. Advances in Neural Information Processing Systems, 34:28548–28559.

- Bojinov, I., Simchi-Levi, D., and Zhao, J. (2020). Design and analysis of switchback experiments. arXiv preprint arXiv:2009.00148.
- Bumbaca, F., Misra, S., and Rossi, P. E. (2020). Scalable target marketing: Distributed markov chain monte carlo for bayesian hierarchical models. Journal of Marketing Research, 57(6):999–1018.
- Carpentier, A., Vernade, C., and Abbasi-Yadkori, Y. (2020). The elliptical potential lemma revisited. arXiv preprint arXiv:2010.10182.
- Chen, H., Lu, W., and Song, R. (2021). Statistical inference for online decision making: In a contextual bandit setting. Journal of the American Statistical Association, 116(533):240–255.
- Chen, X., Hong, H., and Tamer, E. (2005). Measurement error models with auxiliary data. The Review of Economic Studies, 72(2):343–366.
- Choi, H., Mela, C. F., Balseiro, S. R., and Leary, A. (2020). Online display advertising markets: A literature review and future directions. Information Systems Research, 31(2):556–575.
- Chu, W., Li, L., Reyzin, L., and Schapire, R. (2011). Contextual bandits with linear payoff functions. In Proceedings of the Fourteenth International Conference on Artificial Intelligence and Statistics, pages 208–214. JMLR Workshop and Conference Proceedings.
- Dani, V., Hayes, T. P., and Kakade, S. M. (2008). Stochastic linear optimization under bandit feedback.
- Delshad, S. and Khademi, A. (2022). Adaptive design of personalized dose-finding clinical trials. Service Science.
- Durand, A., Achilleos, C., Iacovides, D., Strati, K., Mitsis, G. D., and Pineau, J. (2018). Contextual bandits for adapting treatment in a mouse model of de novo carcinogenesis. In Machine learning for healthcare conference, pages 67–82. PMLR.
- Dzyabura, D. and Yoganarasimhan, H. (2018). Machine learning and marketing. In Handbook of Marketing Analytics. Edward Elgar Publishing.
- Farias, V., Moallemi, C., Peng, T., and Zheng, A. (2022). Synthetically controlled bandits. arXiv preprint arXiv:2202.07079.

- Gordon, B. R., Jerath, K., Katona, Z., Narayanan, S., Shin, J., and Wilbur, K. C. (2021). Inefficiencies in digital advertising markets. Journal of Marketing, 85(1):7–25.
- Gordon, B. R., Zettelmeyer, F., Bhargava, N., and Chapsky, D. (2019). A comparison of approaches to advertising measurement: Evidence from big field experiments at facebook. Marketing Science, 38(2):193–225.
- Griliches, Z. (1977). Estimating the returns to schooling: Some econometric problems. Econometrica: Journal of the Econometric Society, pages 1–22.
- Gur, Y. and Momeni, A. (2022). Adaptive sequential experiments with unknown information arrival processes. Manufacturing & Service Operations Management.
- Hadad, V., Hirshberg, D. A., Zhan, R., Wager, S., and Athey, S. (2021). Confidence intervals for policy evaluation in adaptive experiments. Proceedings of the National Academy of Sciences, 118(15):e2014602118.
- Hausman, J. A. (1983). Specification and estimation of simultaneous equation models. Handbook of econometrics, 1:391–448.
- Imbens, G. W. and Rubin, D. B. (2015). Causal inference in statistics, social, and biomedical sciences. Cambridge University Press.
- Johnson, G. A., Lewis, R. A., and Nubbemeyer, E. I. (2017). Ghost ads: Improving the economics of measuring online ad effectiveness. Journal of Marketing Research, 54(6):867–884.
- Langford, J. and Zhang, T. (2007). The epoch-greedy algorithm for contextual multi-armed bandits. Advances in neural information processing systems, 20(1):96–1.
- Lattimore, F., Lattimore, T., and Reid, M. D. (2016). Causal bandits: Learning good interventions via causal inference. Advances in Neural Information Processing Systems, 29.
- Lattimore, T. and Szepesvári, C. (2020). Bandit algorithms. Cambridge University Press.
- Li, J., Luo, Y., and Zhang, X. (2021). Causal reinforcement learning: An instrumental variable approach. arXiv preprint arXiv:2103.04021.

- Li, L., Chu, W., Langford, J., and Schapire, R. E. (2010). A contextual-bandit approach to personalized news article recommendation. In Proceedings of the 19th international conference on World wide web, pages 661–670.
- Liao, H., Peng, L., Liu, Z., and Shen, X. (2014). ipinyou global rtb bidding algorithm competition dataset. In Proceedings of the Eighth International Workshop on Data Mining for Online Advertising, pages 1–6.
- Liu, B., Yu, T., Lane, I., and Mengshoel, O. J. (2018). Customized nonlinear bandits for online response selection in neural conversation models. In Thirty-Second AAAI Conference on Artificial Intelligence.
- M Wooldridge, J. (2014). Introductory econometrics.
- Misra, K., Schwartz, E. M., and Abernethy, J. (2019). Dynamic online pricing with incomplete information using multiarmed bandit experiments. Marketing Science, 38(2):226–252.
- Moazeni, S., Defourny, B., and Wilczak, M. J. (2020). Sequential learning in designing marketing campaigns for market entry. Management Science, 66(9):4226–4245.
- Nie, X., Tian, X., Taylor, J., and Zou, J. (2018). Why adaptively collected data have negative bias and how to correct for it. In International Conference on Artificial Intelligence and Statistics, pages 1261–1269. PMLR.
- Qin, L., Chen, S., and Zhu, X. (2014). Contextual combinatorial bandit and its application on diversified online recommendation. In Proceedings of the 2014 SIAM International Conference on Data Mining, pages 461–469. SIAM.
- Rafieian, O. and Yoganarasimhan, H. (2021). Targeting and privacy in mobile advertising. Marketing Science, 40(2):193–218.
- Sayedi, A. (2018). Real-time bidding in online display advertising. Marketing Science, 37(4):553–568.
- Schwartz, E. M., Bradlow, E. T., and Fader, P. S. (2017). Customer acquisition via display advertising using multi-armed bandit experiments. Marketing Science, 36(4):500–522.
- Sinkinson, M. and Starc, A. (2019). Ask your doctor? direct-to-consumer advertising of pharmaceuticals. The Review of Economic Studies, 86(2):836–881.

Tang, L., Jiang, Y., Li, L., Zeng, C., and Li, T. (2015). Personalized recommendation via parameter-free contextual bandits. In Proceedings of the 38th international ACM SIGIR conference on research and development in information retrieval, pages 323–332.

Wagenmaker, A., Chen, Y., Simchowitz, M., Du, S. S., and Jamieson, K. (2021). First-order regret in reinforcement learning with linear function approximation: A robust estimation approach. arXiv preprint arXiv:2112.03432.

Woodroffe, M. (1979). A one-armed bandit problem with a concomitant variable. Journal of the American Statistical Association, 74(368):799–806.

Zantedeschi, D., Feit, E. M., and Bradlow, E. T. (2017). Measuring multichannel advertising response. Management Science, 63(8):2706–2728.

Appendix

We provide proofs for main results in Appendix A and auxiliary lemmas in Appendix B.

Appendix A. Proof of Main Results

Theorem 1. *The expected cumulative regret of the ϵ -BanditIV at time T , with probability at least $1 - \delta$, is upper-bounded by*

$$R_T \leq B_T \sqrt{2Td \log\left(\frac{T+d}{d}\right)} + \left(\frac{2}{\gamma_x} + \|\beta_0\|_2\right) G_T \sqrt{2Tk \log\left(\frac{T+k}{k}\right)} + 2\epsilon_0 T L_y$$

where

B_T

$$= \sqrt{\gamma_x} \|\beta_0\|_2 + \sqrt{2 \log\left(\frac{4T}{\delta}\right) + d \log\left(\left(T \frac{k}{d} + 2T^2 k \log\left(\frac{4d^2 T}{\delta}\right)\right) L_z^2 \|\Gamma_0\|_F^2 + T L_z \sqrt{2 \log\left(\frac{4d^2 T}{\delta}\right)} \|\Gamma_0\|_1\right)}$$

$$, G_T = \sqrt{\gamma_z} \max_{i \in \{1, \dots, d\}} \|\Gamma_0^{(i)}\|_2 + \sqrt{2 \log\left(\frac{2Td}{\delta}\right) + k \log(TL_z^2 + k\gamma_z)}.$$

Proof. This regret can be decomposed into

$$\begin{aligned}
R_T &= \sum_{t=1}^T (1 - \epsilon_t) \mathbb{E}_{u_t} [\langle x_t^*, \beta_0 \rangle - \langle x_t, \beta_0 \rangle] \mathbf{1}[x_t = \Gamma'_0 z_t] + \sum_{t=1}^T \epsilon_t \mathbb{E}_{u_t} [\langle x_t^*, \beta_0 \rangle - \langle x_t, \beta_0 \rangle] \mathbf{1}[x_t \neq \Gamma'_0 z_t] \\
&\leq \sum_{t=1}^T \langle \Gamma'_0 z_t^*, \beta_0 \rangle - \langle \Gamma'_0 z_t, \beta_0 \rangle + 2\epsilon_0 T L_y
\end{aligned}$$

Next we will upper bound the first term. Let $(\tilde{\Gamma}_t, \tilde{\beta}_t) = \arg \max_{\Gamma \in \mathcal{C}_{t-1}, \beta \in \mathcal{C}_{t-1}} \langle \Gamma' z_t, \beta \rangle$. By using the *two-stage* optimism we can decompose our regret as follows,

$$\begin{aligned}
&\sum_{t=1}^T \langle \Gamma'_0 z_t^*, \beta_0 \rangle - \langle \Gamma'_0 z_t, \beta_0 \rangle \\
&\leq \sum_{t=1}^T \max_{\Gamma \in \mathcal{C}_{2,t-1}} \max_{\beta \in \mathcal{C}_{2,t-1}} \langle \Gamma' z_t^*, \beta \rangle - \langle \Gamma'_0 z_t, \beta_0 \rangle \\
&\leq \sum_{t=1}^T \langle \tilde{\Gamma}'_t z_t, \tilde{\beta}_t \rangle - \langle \Gamma'_0 z_t, \beta_0 \rangle \\
&= \sum_{t=1}^T \langle (\tilde{\Gamma}_t - \Gamma_0)' z_t, (\tilde{\beta}_t - \beta_0) + \beta_0 \rangle + \langle \hat{x}_t + (\Gamma_0 - \hat{\Gamma}_t)' z_t, \tilde{\beta}_t - \beta_0 \rangle \\
&\leq \sum_{t=1}^T \|\hat{x}_t\|_{W_{t-1}^{-1}} \|\tilde{\beta}_t - \beta_0\|_{W_{t-1}} + \sum_{t=1}^T \|(\Gamma_0 - \hat{\Gamma}_t)' z_t\|_2 \|\tilde{\beta}_t - \beta_0\|_2 \\
&\quad + \|\beta_0\|_2 \sum_{t=1}^T \|(\tilde{\Gamma}_t - \Gamma_0)' z_t\|_2 + \sum_{t=1}^T \|(\tilde{\Gamma}_t - \Gamma_0)' z_t\|_2 \|\tilde{\beta}_t - \beta_0\|_2 \\
&= \sum_{t=1}^T \|\hat{x}_t\|_{W_{t-1}^{-1}} \|\tilde{\beta}_t - \beta_0\|_{W_{t-1}} + \|\beta_0\|_2 \sum_{t=1}^T \|(\tilde{\Gamma}_t - \Gamma_0)' z_t\|_2 + 2 \sum_{t=1}^T \|(\Gamma_0 - \hat{\Gamma}_t)' z_t\|_2 \|\tilde{\beta}_t - \beta_0\|_2
\end{aligned}$$

where the first inequality comes from the Lemma 1, 2 that $\Gamma_0 \in \mathcal{C}_{2,t}, \beta_0 \in \mathcal{C}_{1,t}$ for all t , the second inequality comes from the definition of z_t , the second equality comes from the definition of \hat{x}_t and some careful decomposition, and the last inequality comes from cauchy-swartz inequality.

Now our goal is to upper bounded these three terms, which mainly comes from the estimation error of Γ_0 in the first stage and the estimation error of β_0 in the second stage. For the first term, by applying Cauchy-Schwartz inequality and the

standard elliptical potential lemma in [Carpentier et al. \(2020\)](#), we have

$$\begin{aligned} \sum_{t=1}^T \|\hat{x}_t\|_{W_{t-1}^{-1}} \|\tilde{\beta}_t - \beta_0\|_{W_{t-1}} &\leq \max_t \|\tilde{\beta}_t - \beta_0\|_{W_{t-1}} \sum_{t=1}^T \|\hat{x}_t\|_{W_{t-1}^{-1}} \\ &\leq \max_t \|\tilde{\beta}_t - \beta_0\|_{W_{t-1}} \sqrt{2Td \log\left(\frac{T+d}{d}\right)} \end{aligned}$$

For the second term, by using similar arguments, we have that

$$\begin{aligned} \|\beta_0\|_2 \sum_{t=1}^T \|(\tilde{\Gamma}_t - \Gamma_0)' z_t\|_2 &\leq \|\beta_0\|_2 \sum_{t=1}^T \sum_{i=1}^d |(\tilde{\Gamma}_t^{(i)} - \Gamma_0^{(i)})' z_t| \\ &\leq \|\beta_0\|_2 \sum_{t=1}^T \sum_{i=1}^d \|\tilde{\Gamma}_t^{(i)} - \Gamma_0^{(i)}\|_{U_{t-1}} \|z_t\|_{U_{t-1}^{-1}} \\ &\leq \|\beta_0\|_2 d \max_{t \in [T], i \in [d]} \|\tilde{\Gamma}_t^{(i)} - \Gamma_0^{(i)}\|_{U_{t-1}} \sum_{t=1}^T \|z_t\|_{U_{t-1}^{-1}} \\ &\leq \|\beta_0\|_2 d \max_{t \in [T], i \in [d]} \|\tilde{\Gamma}_t^{(i)} - \Gamma_0^{(i)}\|_{U_{t-1}} \sqrt{2Tk \log\left(\frac{T+k}{k}\right)} \end{aligned}$$

where the last inequality again comes from standard ellipse potential lemma.

Finally, for the third term, by the definition of W_t , we have $\|\tilde{\beta}_t - \beta_0\|_2 \leq \frac{1}{\gamma} \|\tilde{\beta}_t - \beta_0\|_{W_{t-1}}$. Therefore, by repeating the proof in the second term, we have that,

$$\begin{aligned} 2 \sum_{t=1}^T \|(\Gamma_0 - \hat{\Gamma}_t)' z_t\|_2 \|\tilde{\beta}_t - \beta_0\|_2 \\ \leq \frac{2}{\gamma} \max_t \|\tilde{\beta}_t - \beta_0\|_{W_{t-1}} \max_{t \in [T], i \in [d]} \|\tilde{\Gamma}_t^{(i)} - \Gamma_0^{(i)}\|_{U_{t-1}} \sqrt{2Tk \log\left(\frac{T+k}{k}\right)} \end{aligned}$$

Therefore, by combing these three terms and the definition of $\mathcal{C}_{1,t}, \mathcal{C}_{2,t}$, we complete the proof. □

Lemma 1. *With high prob $1 - \delta/2$, for all $t \in [T]$,*

$$\|\hat{\beta}_t - \beta_0\|_{W_t} \leq B_t$$

Proof. At any fixed time t , we denote $\hat{x}_s^t = \Gamma_t' z_s$ for all $s \leq t$, so the \hat{X}_t defined in the algorithm is a collection of all $\{\hat{x}_s^t\}_{s \leq t}$. For convenience, we drop the superscript t here. We also denote $\mathbf{e}_t \in \mathbb{R}^t$ as a collection of $\{e_s\}_{s \leq t}$. Now we get the closed-form for $\hat{\beta}_t$ by ridge TSLS estimator as follows,

$$\begin{aligned}\hat{\beta}_t &= W_t^{-1} Q_t \\ &= W_t^{-1} \hat{X}_t' (X_t \beta_0 + \mathbf{e}_t) \\ &= (X_t' P_{Z_t} X_t + \gamma_x I)^{-1} X_t' P_{Z_t} X_t \beta_0 + W_t^{-1} \hat{X}_t' \mathbf{e}_t \\ &= \beta_0 - \gamma_x W_t^{-1} \beta_0 + W_t^{-1} \hat{X}_t' \mathbf{e}_t\end{aligned}$$

where we denote $Z_t(Z_t' Z_t)^{-1} Z_t'$ as P_{Z_t} . The third equality comes from the definition of \hat{W}_t and the upper bound of \hat{X}_t in Lemma 8. Therefore, we can write the estimation error of $\hat{\beta}_t$ compared to β_0 as

$$\begin{aligned}\|\hat{\beta}_t - \beta_0\|_{W_t} &= \|W_t^{-1} \hat{X}_t' \mathbf{e}_t - \gamma_x W_t^{-1} \beta_0\|_{W_t} \\ &= \|\hat{X}_t' \mathbf{e}_t - \gamma_x \beta_0\|_{W_t^{-1}} \\ &\leq \|\hat{X}_t' \mathbf{e}_t\|_{W_t^{-1}} + \gamma_x \|\beta_0\|_{W_t^{-1}} \\ &\leq \|\hat{X}_t' \mathbf{e}_t\|_{W_t^{-1}} + \gamma_x \|\beta_0\|_{(\gamma_x I)^{-1}} \\ &= \|\hat{X}_t' \mathbf{e}_t\|_{W_t^{-1}} + \sqrt{\gamma_x} \|\beta_0\|_2\end{aligned}$$

Finally, by noticing that \mathbf{e}_t is 1-subgaussian and the that $\exp(\langle q, \hat{X}_t' \mathbf{e}_t \rangle - \frac{\|q\|_{\hat{X}_t' \hat{X}_t}^2}{2})$ for all $q \in \mathbb{R}^d$ is a supermartingale, according to the Section 20.1 in [Lattimore and Szepesvári \(2020\)](#), we have that, with probability $1 - \delta/(4T)$,

$$\|\hat{X}_t' \mathbf{e}_t\|_{W_t^{-1}} \leq \sqrt{2 \log\left(\frac{4T}{\delta}\right) + \log\left(\frac{\det(W_t)}{\gamma_x^d}\right)}.$$

By combining the above result and the explicit calculation of W_t detailed in Lemma 8, we complete the proof. \square

Lemma 2. *With high prob $1 - \delta/2$, for all $t \in [T]$ and all $i \in [d]$,*

$$\|\hat{\Gamma}_t^{(i)} - \Gamma_0^{(i)}\|_{U_t} \leq G_t$$

Proof. The proof steps are similar to the previous lemma. At any fixed time t and dimension $i \in [d]$, we denote $\mathbf{u}_t^i \in \mathbb{R}^t$ as a collection of $\{e_s\}_{s \leq t}$. We again get the closed-form of $\hat{\Gamma}_t$ as

$$\hat{\Gamma}_t = U_t^{-1}V_t = U_t^{-1}(U_t - \gamma_z I)\Gamma_0 + U_t^{-1}Z_t' \mathbf{u}_t^i = \Gamma_0 - \gamma_z U_t^{-1}\Gamma_0 + U_t^{-1}Z_t' \mathbf{u}_t^i$$

And therefore, $\|\hat{\Gamma}_t^{(i)} - \Gamma_0^{(i)}\|_{U_t} \leq \|Z_t' \mathbf{u}_t^i\|_{U_t^{-1}} + \sqrt{\gamma_z} \|\Gamma_0^{(i)}\|_2$.

Finally, again by noticing that \mathbf{u}_t^i is 1-subgaussian and the that $\exp(\langle q, \hat{X}_t' \mathbf{u}_t^i \rangle - \frac{\|q\|_{\hat{X}_t' \hat{X}_t}}{2})$ for all $q \in \mathbb{R}^d$ is a supermartingale, we have that, with probability $1 - \delta/(2Td)$,

$$\|\hat{\Gamma}_t^{(i)} - \Gamma_0^{(i)}\|_{U_t} \leq \sqrt{\gamma_z} \|\Gamma_0^{(i)}\|_2 + \sqrt{2 \log\left(\frac{2Td}{\delta}\right) + \log\left(\frac{\det(U_t)}{\gamma_z^k}\right)} \leq G_t$$

where the last inequality comes from the explicit calculation of U_t detailed in Lemma 8 and the union bound over all $t \in [T]$. □

Lemma 3. *Suppose $\{\mathcal{F}_t : t = 1, \dots, T\}$ is an increasing filtration of σ -fields. Let $\{W_t : t = 1, \dots, T\}$ be a sequence of variables such that W_t is \mathcal{F}_{t-1} measurable and $|W_t| \leq L_w$ almost surely for all t . Let $\{v_t : t = 1, \dots, T\}$ be independent σ_v -subgaussian, and $v_t \perp \mathcal{F}_{t-1}$ for all t . Let $\mathcal{S} = \{s_1, \dots, s_{|\mathcal{S}|}\} \subseteq \{1, \dots, T\}$ be an index set where $|\mathcal{S}|$ is the number of elements in \mathcal{S} . Then for $\kappa > 0$,*

$$P\left(\sum_{s \in \mathcal{S}} W_s v_s \geq \kappa\right) \leq \exp\left(-\frac{\kappa^2}{2|\mathcal{S}|\sigma_v^2 L_w^2}\right)$$

The proof of this lemma is provided in Lemma 1 of [Chen et al. \(2021\)](#).

Lemma 4. *(Dependent OLS Tail Inequality). For the online decision making model, if all realizations of z_t satisfy $\|z_t\|_\infty \leq L_z$ for all t , and $\hat{\Sigma} = \frac{1}{t} \sum_{s=1}^t z_s z_s'$ has minimum eigenvalue $\lambda_{\min}(\hat{\Sigma}) > \lambda$ for some $\lambda > 0$ almost surely. Then for any $\eta > 0$,*

$$P(\|\hat{\delta}_t - \delta_0\|_1 \leq \eta) \geq 1 - 2k \exp\left(-\frac{t\lambda^2 \eta^2}{2k^2 \sigma_v^2 L_z^2}\right)$$

Proof. Based on the proofs provided by [Chen et al. \(2021\)](#) and [Bastani and Bayati \(2020\)](#), we make some minor changes. The relation between eigenvalue and l_2 norm of symmetric matrix gives $\|\hat{\Sigma}^{-1}\|_2 = \lambda_{\max}(\hat{\Sigma}^{-1}) = (\lambda_{\min}(\hat{\Sigma}))^{-1}$. Therefore,

$$\|\hat{\delta}_t - \delta_0\|_2 = \|\hat{\Sigma}^{-1} \left(\frac{1}{t} \sum_{s=1}^t z_s v_s\right)\|_2 \leq \frac{1}{t} \|\hat{\Sigma}^{-1}\|_2 \left\| \sum_{s=1}^t z_s v_s \right\|_2 \leq \frac{1}{t\lambda} \left\| \sum_{s=1}^t z_s v_s \right\|_2$$

Hence, we have

$$\begin{aligned}
P(\|\hat{\delta}_t - \delta_0\|_2 \leq \eta) &\geq P(\|\sum_{s=1}^t z_s v_s\|_2 \leq t\lambda\eta) \\
&\geq P(|\sum_{s=1}^t Z_{j,s} v_s| \leq \frac{t\lambda\eta}{\sqrt{k}}, \dots, |\sum_{s=1}^t Z_{k,s} v_s| \leq \frac{t\lambda\eta}{\sqrt{k}}) \\
&= 1 - P(\bigcup_{j=1}^k \{|\sum_{s=1}^t Z_{j,s} v_s| > \frac{t\lambda\eta}{\sqrt{k}}\}) \\
&\geq 1 - \sum_{j=1}^k P(|\sum_{s=1}^t Z_{j,s} v_s| > \frac{t\lambda\eta}{\sqrt{k}})
\end{aligned}$$

Because we know that v_s in the above inequality are i.i.d. subgaussian and $v_s \perp z_s$, we can apply Lemma 3 and have the following

$$P(|\sum_{s=1}^t Z_{j,s} v_s| > \frac{t\lambda\eta}{\sqrt{k}}) \leq 2 \exp(-\frac{t\lambda^2\eta^2}{2k\sigma_v^2 L_z^2})$$

Thus,

$$P(\|\hat{\delta}_t - \delta_0\|_1 \leq \eta) \geq P(\|\hat{\delta}_t - \delta_0\|_2 \leq \frac{\eta}{\sqrt{k}}) \geq 1 - 2k \exp(-\frac{t\lambda^2\eta^2}{2k^2\sigma_v^2 L_z^2})$$

□

Lemma 5. Let $\{z_t : t = 1, \dots, T\}$ be a sequence of i.i.d. k -dimension random vectors such that all realizations of z_t satisfy $\|z_t\|_\infty \leq L_z$ for all t . Denote $\hat{\Sigma} = \frac{1}{T} \sum_{t=1}^T z_t z_t'$. If $\Sigma = \mathbb{E}[z_t z_t']$ has minimum eigenvalue $\lambda_{\min}(\Sigma) > \lambda$ for some $\lambda > 0$, then

$$P(\lambda_{\min}(\hat{\Sigma}) \leq \frac{\lambda}{2}) \leq k \exp(-\frac{T\lambda}{8L_z^2})$$

Proof. This proof is based on the proof of Lemma 3 in [Chen et al. \(2021\)](#) with minor changes. First, we have

$$\lambda_{\max}(\frac{z_t z_t'}{T}) = \max_{\|a\|_2=1} a'(\frac{z_t z_t'}{T})a = \frac{1}{T} \max_{\|a\|_2=1} (a'z_t)^2 \leq \frac{L_z^2}{T}$$

$$\mu_{min} \equiv \lambda_{min}(\mathbb{E}\hat{\Sigma}) = \lambda_{min}\left(\frac{1}{T} \sum_{t=1}^t \mathbb{E}[z_t z_t']\right) = \lambda_{min}(\Sigma) > \lambda$$

Then, using the Matrix Chernoff bound,

$$P(\lambda_{min}(\hat{\Sigma}) \leq \frac{\lambda}{2}) \leq P(\lambda_{min}(\hat{\Sigma}) \leq \frac{\mu_{min}}{2}) \leq k \exp\left(-\frac{T\mu_{min}}{8L_z^2}\right) \leq k \exp\left(-\frac{T\lambda}{8L_z^2}\right)$$

□

Lemma 6.

$$\|\hat{\Gamma}(\hat{\beta} - \beta_0)\|_1 \geq \frac{\lambda_{min}(\hat{\Gamma})}{\sqrt{d}} \|\hat{\beta} - \beta_0\|_1$$

where $\lambda_{min}(\hat{\Gamma})$ is the smallest magnitude of a singular value of this matrix.

Proof. By doing Singular Value Decomposition for $\hat{\Gamma}$, we have the following, where the second equality is due to that U is orthonormal.

$$\|\hat{\Gamma}(\hat{\beta} - \beta_0)\|_2 = \|U\Sigma V'(\hat{\beta} - \beta_0)\|_2 = \|\Sigma V'(\hat{\beta} - \beta_0)\|_2$$

We assume $rank(\hat{\Gamma}) = \min\{k, d\} = d$. Using matrix form, we have

$$\begin{aligned} \Sigma V'(\hat{\beta} - \beta_0) &= \begin{bmatrix} \sigma_1 & 0 & \cdots & 0 \\ 0 & \sigma_2 & \cdots & 0 \\ \vdots & \vdots & \ddots & \vdots \\ 0 & 0 & \cdots & \sigma_d \\ 0 & 0 & \cdots & 0 \\ \vdots & \vdots & \ddots & \vdots \\ 0 & 0 & \cdots & 0 \end{bmatrix} \begin{bmatrix} V^{(1)(1)} & V^{(2)(1)} & \cdots & V^{(d)(1)} \\ V^{(1)(2)} & V^{(2)(2)} & \cdots & V^{(d)(2)} \\ \vdots & \vdots & \ddots & \vdots \\ V^{(1)(d)} & V^{(2)(d)} & \cdots & V^{(d)(d)} \end{bmatrix} \begin{bmatrix} \hat{\beta}^{(1)} - \beta_0^{(1)} \\ \hat{\beta}^{(2)} - \beta_0^{(2)} \\ \vdots \\ \hat{\beta}^{(d)} - \beta_0^{(d)} \end{bmatrix} \\ &= \begin{bmatrix} \sigma_1 \sum_{i=1}^d V^{(i)(1)}(\hat{\beta}^{(i)} - \beta_0^{(i)}) \\ \sigma_2 \sum_{i=1}^d V^{(i)(2)}(\hat{\beta}^{(i)} - \beta_0^{(i)}) \\ \vdots \\ \sigma_d \sum_{i=1}^d V^{(i)(d)}(\hat{\beta}^{(i)} - \beta_0^{(i)}) \\ 0 \\ \vdots \\ 0 \end{bmatrix} \end{aligned}$$

Hence,

$$\begin{aligned}
\|\Sigma V'(\hat{\beta} - \beta_0)\|_1 &\geq \|\Sigma V'(\hat{\beta} - \beta_0)\|_2 = \sqrt{\sum_{j=1}^d |\sigma_j \sum_{i=1}^d V^{(i)(j)}(\hat{\beta}^{(i)} - \beta_0^{(i)})|^2} \\
&\geq \lambda_{\min}(\hat{\Gamma}) \sqrt{\sum_{j=1}^d \left| \sum_{i=1}^d V^{(i)(j)}(\hat{\beta}^{(i)} - \beta_0^{(i)}) \right|^2} \\
&= \lambda_{\min}(\hat{\Gamma}) \|V'(\hat{\beta} - \beta_0)\|_2 \\
&= \lambda_{\min}(\hat{\Gamma}) \|(\hat{\beta} - \beta_0)\|_2
\end{aligned} \tag{8}$$

where the last equality is due to that V is orthonormal.

Applying Cauchy–Schwarz inequality, we obtain

$$\|(\hat{\beta} - \beta_0)\|_2 \geq \frac{1}{\sqrt{d}} \|(\hat{\beta} - \beta_0)\|_1 \tag{9}$$

Combing inequalities (8) and (9), we complete the proof. \square

Lemma 7.

$$\lambda_{\min}(\hat{\Gamma}) \geq \lambda_{\min}(\Gamma_0) - \eta_2(kd)^{\frac{1}{2}} \tag{10}$$

Proof. On the event that $\|\hat{\Gamma} - \Gamma_0\| \leq \eta_2$, we can rewrite the equation for each element in $\hat{\Gamma}$ using a newly defined matrix $A \in \mathbb{R}^{k \times d} : |A^{(i)(l)}| \leq 1, \forall i \in \{1, 2, \dots, d\}, \forall l \in \{1, 2, \dots, k\}$.

$$\hat{\Gamma}^{(i)(l)} = \Gamma_0^{(i)(l)} + \eta_2 A^{(i)(l)} \tag{11}$$

We know that all singular values are non-negative. Here, we assume the singular values of Γ_0 are strictly positive. We can write the singular values of Γ_0 and $\hat{\Gamma}$ as two increasing sequences, $0 < \sigma_{\Gamma}^{(1)} \leq \sigma_{\Gamma}^{(2)} \leq \dots \leq \sigma_{\Gamma}^{(d)}$ and $\sigma^{(1)} \leq \sigma^{(2)} \leq \dots \leq \sigma^{(d)}$, respectively.

Using the min-max principle for singular values, we have

$$\sigma_{\Gamma}^{(1)} = \min_{S: \dim(S)=1} \max_{\substack{a \in S \\ \|a\|_2=1}} \|\Gamma_0 a\|_2 = \min_{\substack{a \in \mathbb{R}^d \\ \|a\|_2=1}} \|\Gamma_0 a\|_2$$

where the first equality is directly derived by applying the min-max theorem. The second equality is from the two facts. First, a should be of an order $d \times 1$ to fit the order of Γ_0 . Second, there are only two unique vectors fitting the constraint $\|a\|_2 = 1$ in the given space S and they generate the same objective values $\|\Gamma_0 a\|_2$.

Similarly, we can rewrite the smallest singular value of $\hat{\Gamma}$ as the following

$$\sigma^{(1)} = \min_{\substack{a \in \mathbb{R}^d \\ \|a\|_2=1}} \|\hat{\Gamma}a\|_2 \quad (12)$$

$$\begin{aligned} \min_{\substack{a \in \mathbb{R}^d \\ \|a\|_2=1}} \|\hat{\Gamma}a\|_2 &\geq \min_{\substack{a \in \mathbb{R}^d \\ \|a\|_2=1}} \|\Gamma_0 a\|_2 - \eta_2 \|Aa\|_2 \\ &\geq \min_{\substack{a \in \mathbb{R}^d \\ \|a\|_2=1}} \|\Gamma_0 a\|_2 - \eta_2 \|A\|_2 \|a\|_2 \\ &= \min_{\substack{a \in \mathbb{R}^d \\ \|a\|_2=1}} \|\Gamma_0 a\|_2 - \eta_2 \|A\|_2 \\ &\geq \min_{\substack{a \in \mathbb{R}^d \\ \|a\|_2=1}} \|\Gamma_0 a\|_2 - \eta_2 (kd)^{\frac{1}{2}} \\ &= \sigma_{\Gamma}^{(1)} - \eta_2 (kd)^{\frac{1}{2}} \end{aligned}$$

where the first inequality is derived from the equation (11) and triangle inequality. The third equality is from the constraint that $\|a\|_2 = 1$. The fourth inequality is from the property of Frobenius norm, which we illustrate as the following

$$\|A\|_2 \leq \|A\|_F = \left(\sum_{i=1}^d \sum_{l=1}^k |A^{(i)(l)}|^2 \right)^{\frac{1}{2}} \leq \left(\sum_{i=1}^d \sum_{l=1}^k 1 \right)^{\frac{1}{2}} = (kd)^{\frac{1}{2}}$$

□

Proposition 1. *In the online decision making model with the ϵ -greedy policy, if Assumptions 1 and 2 are satisfied, and ϵ_t is non-increasing, then for any $\eta_1, \eta_2 > 0$, any $i \in \{1, \dots, d\}$,*

$$\begin{aligned} P(\|\hat{\delta}_t - \delta_0\|_1 \leq \eta_1) &\geq 1 - \exp\left(-\frac{t\epsilon_t}{8}\right) - k \exp\left(-\frac{t\epsilon_t \lambda}{32L_z^2}\right) - 2k \exp\left(-\frac{t\epsilon_t^2 \lambda^2 \eta_1^2}{128k^2 \sigma_v^2 L_z^2}\right) \\ &\quad + 2k^2 \exp\left(-\frac{t\epsilon_t^2 \lambda^2 \eta_1^2 + 4t\epsilon_t \lambda k^2 \sigma_v^2}{128k^2 \sigma_v^2 L_z^2}\right) \end{aligned}$$

$$\begin{aligned}
P(\|\hat{\Gamma}_t^{(i)} - \Gamma_0^{(i)}\|_1 \leq \eta_2) &\geq 1 - \exp\left(-\frac{t\epsilon_t}{8}\right) - k \exp\left(-\frac{t\epsilon_t\lambda}{32L_z^2}\right) - 2k \exp\left(-\frac{t\epsilon_t^2\lambda^2\eta_2^2}{128k^2\sigma_u^2L_z^2}\right) \\
&\quad + 2k^2 \exp\left(-\frac{t\epsilon_t^2\lambda^2\eta_2^2 + 4t\epsilon_t\lambda k^2\sigma_u^2}{128k^2\sigma_u^2L_z^2}\right)
\end{aligned}$$

Proof. Following the proof of Proposition 3.1 in [Chen et al. \(2021\)](#), we provide this proof adapted to our setting. Denote $\mathcal{S}_t = \{1, \dots, t\}$ and define $\hat{\Sigma}(\mathcal{I}) = |\mathcal{I}|^{-1} \sum_{s \in \mathcal{I}} z_s z'_s$ for any $\mathcal{I} \subseteq \mathcal{S}_t$, where $|\mathcal{I}|$ is the number of element in the set \mathcal{I} and $|\mathcal{S}_t| = t$. We have

$$\hat{\delta}_t - \delta_0 = \left(\frac{1}{t} \sum_{s=1}^t z_s z'_s\right)^{-1} \frac{1}{t} \sum_{s=1}^t z_s v_s = \{\hat{\Sigma}(\mathcal{S}_t)\}^{-1} \frac{1}{t} \sum_{s=1}^t z_s v_s$$

Under ϵ -greedy policy, we pull the estimated optimal arm with probability ϵ_s at each time point s . We denote the collection of time points up to time t when the estimated optimal arm is chosen as \mathcal{R}_t . We will first bound the minimum eigenvalue of $\hat{\Sigma}(\mathcal{R}_t)$ and then use it to infer the bound of the minimum eigenvalue of $\hat{\Sigma}(\mathcal{S}_t)$.

We denote the following event,

$$E := \{\lambda_{\min}(\hat{\Sigma}(\mathcal{R}_t)) > \frac{\lambda}{4}\}$$

Applying Lemma 5, if $\lambda_{\min}(\Sigma) > \lambda$, then we have

$$P(E) \geq 1 - k \exp\left(-\frac{|\mathcal{R}_t|\lambda}{16L_z^2}\right)$$

Meanwhile, we know that

$$\hat{\Sigma}(\mathcal{S}_t) = \frac{|\mathcal{R}_t|}{|\mathcal{S}_t|} \hat{\Sigma}(\mathcal{R}_t) + \frac{|\mathcal{S}_t| - |\mathcal{R}_t|}{|\mathcal{S}_t|} \hat{\Sigma}(\mathcal{S}_t \setminus \mathcal{R}_t)$$

By Weyl's inequality, on event E ,

$$\lambda_{\min}(\hat{\Sigma}(\mathcal{S}_t)) \geq \lambda_{\min}\left(\frac{|\mathcal{R}_t|}{|\mathcal{S}_t|} \hat{\Sigma}(\mathcal{R}_t)\right) + \lambda_{\min}\left(\frac{|\mathcal{S}_t| - |\mathcal{R}_t|}{|\mathcal{S}_t|} \hat{\Sigma}(\mathcal{S}_t \setminus \mathcal{R}_t)\right) \geq \frac{|\mathcal{R}_t|}{|\mathcal{S}_t|} \lambda_{\min}(\hat{\Sigma}(\mathcal{R}_t)) \geq \frac{\lambda|\mathcal{R}_t|}{4t}$$

Applying Lemma 4, we have

$$P(\|\hat{\delta}_t - \delta_0\|_1 \leq \eta | E) \geq 1 - 2k \exp\left(-\frac{|\mathcal{R}_t|^2 \lambda^2 \eta^2}{32t k^2 \sigma_v^2 L_z^2}\right)$$

Hence,

$$\begin{aligned} P(\|\hat{\delta}_t - \delta_0\|_1 \leq \eta) &\geq P(\|\hat{\delta}_t - \delta_0\|_1 \leq \eta|E)P(E) \\ &\geq 1 - 2k \exp\left(-\frac{|\mathcal{R}_t|^2 \lambda^2 \eta^2}{32tk^2 \sigma_v^2 L_z^2}\right) - k \exp\left(-\frac{|\mathcal{R}_t| \lambda}{16L_z^2}\right) + 2k^2 \exp\left(-\frac{|\mathcal{R}_t| \lambda}{16L_z^2} - \frac{|\mathcal{R}_t|^2 \lambda^2 \eta^2}{32tk^2 \sigma_v^2 L_z^2}\right) \end{aligned}$$

The checking step for that $|\mathcal{R}_t|$ is large enough is exactly the same as that in [Chen et al. \(2021\)](#). We complete the proof by combining all the results above,

$$\begin{aligned} P(\|\hat{\delta}_t - \delta_0\|_1 \leq \eta) &\geq 1 - \exp\left(-\frac{t\epsilon_t}{8}\right) - k \exp\left(-\frac{t\epsilon_t \lambda}{32L_z^2}\right) - 2k \exp\left(-\frac{t\epsilon_t^2 \lambda^2 \eta^2}{128k^2 \sigma_v^2 L_z^2}\right) \\ &\quad + 2k^2 \exp\left(-\frac{t\epsilon_t^2 \lambda^2 \eta^2 + 4t\epsilon_t \lambda k^2 \sigma_v^2}{128k^2 \sigma_v^2 L_z^2}\right) \end{aligned}$$

We can prove the inequality for $P(\|\hat{\Gamma}_t^{(i)} - \Gamma_0^{(i)}\|_1 \leq \eta_2)$ by similar steps. \square

Proposition 2. *In the online decision-making model with ϵ -greedy policy, if the Assumptions 1 and 2 are satisfied, and ϵ_t is non-increasing, then for any $\eta_1, \eta_2 > 0$, $\eta_2 \neq \frac{\lambda_{\min}(\Gamma_0)}{(kd)^{\frac{1}{2}}}$,*

$$P(\|\hat{\beta}_t - \beta_0\|_1 \leq C_\beta) \geq 1 - (p_1 + dp_2)$$

$$\text{where } C_\beta = \frac{\eta_1 + \eta_2 \|\beta_0\|_1}{\lambda_{\min}(\Gamma_0) d^{\frac{-1}{2}} - \eta_2 (k)^{\frac{1}{2}}},$$

$$p_1 = \exp\left(-\frac{t\epsilon_t}{8}\right) + k \exp\left(-\frac{t\epsilon_t \lambda}{32L_z^2}\right) + 2k \exp\left(-\frac{t\epsilon_t^2 \lambda^2 \eta_1^2}{128k^2 \sigma_v^2 L_z^2}\right) - 2k^2 \exp\left(-\frac{t\epsilon_t^2 \lambda^2 \eta_1^2 + 4t\epsilon_t \lambda k^2 \sigma_v^2}{128k^2 \sigma_v^2 L_z^2}\right),$$

$$p_2 = \exp\left(-\frac{t\epsilon_t}{8}\right) + k \exp\left(-\frac{t\epsilon_t \lambda}{32L_z^2}\right) + 2k \exp\left(-\frac{t\epsilon_t^2 \lambda^2 \eta_1^2}{128k^2 \sigma_u^2 L_z^2}\right) - 2k^2 \exp\left(-\frac{t\epsilon_t^2 \lambda^2 \eta_1^2 + 4t\epsilon_t \lambda k^2 \sigma_u^2}{128k^2 \sigma_u^2 L_z^2}\right)$$

Proof. By Proposition 1, we have $\|\hat{\Gamma} - \Gamma_0\|_1 = \max_{1 \leq i \leq d} \|\hat{\Gamma}^{(i)} - \Gamma_0^{(i)}\|_1 \leq \eta_2$ with a probability larger than p_2^d and $\|\hat{\delta} - \delta_0\|_1 \leq \eta_1$ with a probability larger than p_1 . On the events that $\|\hat{\Gamma} - \Gamma_0\|_1 \leq \eta_2$ and $\|\hat{\delta} - \delta_0\|_1 \leq \eta_1$, we can prove the upper bound of $\|\hat{\beta} - \beta_0\|_1$ as the following by utilizing triangle inequalities.

$$\|\hat{\Gamma}(\hat{\beta} - \beta_0)\|_1 - \|(\hat{\Gamma} - \Gamma_0)\beta_0\|_1 \leq \|\hat{\Gamma}(\hat{\beta} - \beta_0) + (\hat{\Gamma} - \Gamma_0)\beta_0\|_1 = \|\hat{\Gamma}\hat{\beta} - \Gamma_0\beta_0\|_1 = \|\hat{\delta} - \delta_0\|_1 \leq \eta_1$$

Hence,

$$\|\hat{\Gamma}(\hat{\beta} - \beta_0)\|_1 \leq \eta_1 + \|(\hat{\Gamma} - \Gamma_0)\beta_0\|_1 \leq \eta_1 + \|\hat{\Gamma} - \Gamma_0\|_1 \|\beta_0\|_1 \leq \eta_1 + \eta_2 \|\beta_0\|_1 \quad (13)$$

Combining inequality (13), Lemma 6 and Lemma 7, we complete the proof. \square

Proof of "consistency of the variance estimator" in Theorem 6

Proof. We want to show that

$$\sum_{s=1}^t \hat{v}_s^2 (\hat{\Gamma}'_t \sum_{s=1}^t z_s z'_s \hat{\Gamma}_t)^{-1} \hat{\Gamma}'_t (\sum_{s=1}^t z_s z'_s) \hat{\Gamma}_t (\hat{\Gamma}'_t \sum_{s=1}^t z_s z'_s \hat{\Gamma}_t)^{-1} \xrightarrow{p} S \quad (14)$$

By rewriting the squared error term in (14), we have

$$\frac{1}{t} \sum_{s=1}^t \hat{v}_s^2 = \frac{1}{t} \sum_{s=1}^t ((\delta_0 - \hat{\delta}_t)' z_s + v_s)^2 = \frac{1}{t} \sum_{s=1}^t ((\delta_0 - \hat{\delta}_t)' z_s)^2 + \frac{2}{t} \sum_{s=1}^t (\delta_0 - \hat{\delta}_t)' z_s v_s + \frac{1}{t} \sum_{s=1}^t v_s^2 \quad (15)$$

Now we analyze the asymptotic properties for the three terms in (15). Notice that by Proposition 1, the first term in (15) can be written as

$$(\delta_0 - \hat{\delta}_t)' \frac{1}{t} \sum_{s=1}^t (z_s z'_s) (\delta_0 - \hat{\delta}_t) \leq L_z^2 \|\delta_0 - \hat{\delta}_t\|_1^2 \xrightarrow{p} 0$$

For the second term, by Proposition 1 and Lemma 11,

$$(\delta_0 - \hat{\delta}_t)' \frac{2}{t} \sum_{s=1}^t z_s v_s \xrightarrow{p} 0$$

For the third term, we apply the weak law of large numbers and obtain

$$\frac{1}{t} \sum_{s=1}^t v_s^2 \xrightarrow{p} \mathbb{E}[v_s^2]$$

Combining the results above and Proposition 1 with continuous mapping theorem, we complete the proof. \square

Appendix B. Auxiliary Lemmas

Lemma 8. For each t , we can explicitly upper bound the following terms,

$$W_t \leq X'_t Z'_t (Z'_t Z_t)^{-1} Z_t X_t,$$

$$\log(\det(W_t))$$

$$\leq d \log \left(\frac{1}{d} \left((tk + 2t^2 dk \log(\frac{4d^2 T}{\delta})) L_z^2 \|\Gamma_0\|_F^2 + t L_z \sqrt{2 \log(\frac{4d^2 T}{\delta})} d \|\Gamma_0\|_1 \right) \right), w.p. \geq (1 - \delta/(4T))$$

$$U_t \leq Z'_t Z_t + \gamma_z I, \quad \log(\det(U_t)) \leq k \log(t L_z^2 + k \gamma_z)$$

$$\hat{X}_t \leq P_{Z_t} X_t$$

Proof. For the first inequality,

$$\hat{X}_t = Z_t \hat{\Gamma}_t = Z_t (Z_t' Z_t + \gamma_z I)^{-1} Z_t' X_t \leq Z_t (Z_t' Z_t)^{-1} Z_t' X_t.$$

Then for the second inequality,

$$\begin{aligned} W_t &= \hat{X}_t' \hat{X}_t \\ &= (Z_t \hat{\Gamma}_t)' (Z_t \hat{\Gamma}_t) \\ &= (Z_t (Z_t' Z_t + \gamma_z I)^{-1} Z_t' X_t)' (Z_t (Z_t' Z_t + \gamma_z I)^{-1} Z_t' X_t) \\ &= X_t' Z_t (Z_t' Z_t + \gamma_z I)^{-1} Z_t' Z_t (Z_t' Z_t + \gamma_z I)^{-1} Z_t' X_t \\ &\leq X_t' Z_t (Z_t' Z_t)^{-1} Z_t' X_t \end{aligned}$$

Recall that $P_{Z_t} = Z_t' (Z_t' Z_t)^{-1} Z_t$, we finish the upper bound of W_t . Then we have

$$\begin{aligned} \log(\det(W_t)) &\leq d \log \left(\frac{1}{d} \text{trace}(W_t) \right) \\ &\leq d \log \left(\frac{1}{d} \text{trace}((Z_t' Z_t)^{-1} Z_t' X_t X_t' Z_t) \right) \\ &= d \log \left(\frac{1}{d} \text{trace}((Z_t' Z_t)^{-1} Z_t' (Z_t \Gamma_0 + \mathbf{u}_t) (Z_t \Gamma_0 + \mathbf{u}_t)' Z_t) \right) \\ &= d \log \left(\frac{1}{d} (\text{trace}(\Gamma_0 \Gamma_0' Z_t' Z_t) + \text{trace}(\Gamma_0 \Gamma_0' Z_t' \mathbf{u}_t \mathbf{u}_t' Z_t) + 2 \text{trace}(Z_t' \mathbf{u}_t \Gamma_0')) \right) \end{aligned}$$

where $u_t = X_t - Z_t \Gamma_0$, the first inequality is from the AM-GM inequality, the second inequality is from that W_t is positive definite. We have assumed that each element of u_t is 1-subgaussian and $u_t \in \mathbb{R}^{t \times d}$.

$$\text{trace}(\Gamma_0 \Gamma_0' Z_t' \mathbf{u}_t \mathbf{u}_t' Z_t) = \text{trace}(u_t' Z_t \Gamma_0 \Gamma_0' Z_t' u_t) = \|u_t' Z_t \Gamma_0\|_F^2$$

$$\text{trace}(\Gamma_0 \Gamma_0' Z_t' Z_t) = \text{trace}(Z_t \Gamma_0 \Gamma_0' Z_t') = \|Z_t \Gamma_0\|_F^2$$

$$\text{trace}(Z_t' \mathbf{u}_t \Gamma_0') = \text{trace}(\mathbf{u}_t \Gamma_0' Z_t') = \sum_{i=1}^d \sum_{j=1}^t u_t^{(i)(j)} \tilde{X}_t^{(i)(j)} = \sum_{i=1}^d \tilde{u}_t^{(i)(i)}$$

We denote the matrix $u_t' Z_t \Gamma_0$ as \tilde{u}_t and $Z_t \Gamma_0$ as \tilde{X}_t . We have that $|Z_t^{(i)(j)}| \leq L_z$ for $\forall i \in \{1, \dots, k\}, j \in \{1, \dots, t\}$ by the Assumption 1. Therefore, we can derive the following, by the Cauchy–Schwarz inequality,

$$\sum_{\tau=1}^t (\tilde{X}_t^{(j)(\tau)})^2 \leq \sum_{\tau=1}^t (L_z \sum_{h=1}^k \Gamma_0^{(j)(h)})^2 = t L_z^2 \left(\sum_{h=1}^k \Gamma_0^{(j)(h)} \right)^2$$

$$\|Z_t \Gamma_0\|_F^2 = \sum_{j=1}^d \sum_{\tau=1}^t (\tilde{X}_t^{(j)(\tau)})^2 \leq t L_z^2 \sum_{j=1}^d \left(\sum_{h=1}^k \Gamma_0^{(j)(h)} \right)^2 \leq t L_z^2 k \sum_{j=1}^d \sum_{h=1}^k (\Gamma_0^{(j)(h)})^2 = t L_z^2 k \|\Gamma_0\|_F^2$$

Hence, by the Hoeffding's inequality, with a probability not less than $1 - \delta/(4d^2T)$,

$$\tilde{u}_t^{(i)(j)} = \sum_{\tau=1}^t u_t^{(i)(\tau)} \tilde{X}_t^{(j)(\tau)} < t \sqrt{2 \log\left(\frac{4d^2T}{\delta}\right) L_z^2 \left(\sum_{h=1}^k \Gamma_0^{(j)(h)} \right)^2}.$$

By the Boole's inequality, we know that with a probability not less than $1 - \delta/(4T)$,

$$\begin{aligned} \|u'_t Z_t \Gamma_0\|_F^2 &< \sum_{j=1}^d 2t^2 d \log\left(\frac{4d^2T}{\delta}\right) L_z^2 \left(\sum_{h=1}^k \Gamma_0^{(j)(h)} \right)^2 \\ &\leq \sum_{j=1}^d 2t^2 d \log\left(\frac{4d^2T}{\delta}\right) L_z^2 k \sum_{h=1}^k (\Gamma_0^{(j)(h)})^2 \\ &= 2t^2 dk \log\left(\frac{4d^2T}{\delta}\right) L_z^2 \|\Gamma_0\|_F^2. \end{aligned}$$

,

$$\sum_{i=1}^d \tilde{u}_t^{(i)(i)} < t L_z \sqrt{2 \log\left(\frac{4d^2T}{\delta}\right)} \sum_{i=1}^d \sum_{h=1}^k |\Gamma_0^{(i)(h)}| \leq t L_z \sqrt{2 \log\left(\frac{4d^2T}{\delta}\right)} d \|\Gamma_0\|_1$$

where the last line of inequality is from the triangular inequality.

Then $\log(\det(W_t))$ is upper bounded by the following, with a probability $1 - \delta/(4T)$,

$$d \log \left(\frac{1}{d} \left(t L_z^2 k \|\Gamma_0\|_F^2 + 2t^2 dk \log\left(\frac{4d^2T}{\delta}\right) L_z^2 \|\Gamma_0\|_F^2 + t L_z \sqrt{2 \log\left(\frac{4d^2T}{\delta}\right)} d \|\Gamma_0\|_1 \right) \right)$$

Similarly, we have

$$\begin{aligned} \log(\det(U_t)) &\leq k \log \left(\frac{1}{k} \text{trace}(U_t) \right) \\ &\leq k \log \left(\frac{1}{k} \text{trace}(Z'_t Z_t + \gamma_z I) \right) \\ &= k \log \left(\frac{1}{k} \text{trace}(Z'_t Z_t) + k \gamma_z \right) \\ &= k \log \left(\frac{1}{k} \|Z_t\|_F^2 + k \gamma_z \right) \\ &\leq k \log (t L_z^2 + k \gamma_z) \end{aligned}$$

□

Lemma 9. Consider a sequence of vectors $(x_t)_{t=1}^T, x_t \in \mathbb{R}^d$, and assume that $\|x_t\|_2 \leq a$ for all t . Let $V_t = \lambda I + \sum_{s=1}^t x_s x_s'$ for some $\lambda > 0$. Then, we will have that $\|x_t\|_{V_{t-1}^{-1}} > b$ at most

$$d \log(1 + a^2 T / \lambda) / \log(1 + b)$$

times.

Lemma 9 is directly from lemma 6.2 in [Wagenmaker et al. \(2021\)](#).

Lemma 10. $a_1, a_2, \dots \in \mathbb{R}^d$ is \mathcal{F}_t adapted and $\mathbb{E}[a_t | \mathcal{F}_{t-1}] = 0$ and let $L_t \in \mathbb{R}^{d \times d}$ be a predictable sequence such that for any $\lambda \in \mathbb{R}^d$,

$$\mathbb{E}[\exp(\langle \lambda, a_t \rangle) | \mathcal{F}_{t-1}] \leq \exp(\|\lambda\|_{L_t}^2 / 2)$$

Let $H_t = \sum_{s=1}^t a_s$, $J_t = \sum_{s=1}^t L_t$.

$$K_t(\lambda) = \exp(\langle \lambda, H_t \rangle - \|\lambda\|_{J_t}^2 / 2)$$

is a super martingale. Moreover, we have that

$$\mathbb{P}(\exists t : \|H_t\|_{(J_t + \gamma_x I)^{-1}} \geq \sqrt{2 \log(1/\delta) + \log\left(\frac{\det(J_t + \gamma_x I)}{\gamma_x^d}\right)}) \leq \delta$$

Lemma 10 is from Theorem 2 in [Abbasi-Yadkori et al. \(2011\)](#)

Proof of "each element of $v_{t,a}$ is $(\|\beta_0\|_2^2 + 1)$ -subgaussian"

Proof. We denote the i^{th} element of $v_{t,a}$ as $v_{t,a}^{(i)}$. To make the notation simpler, we omit the subscript t, a in this proof.

$$\begin{aligned} \mathbb{E}[\exp(\lambda v^{(i)})] &= \mathbb{E}[\exp(\lambda(\sum_{l=1}^d u^{(i)(l)} \beta_0^{(l)} + e^{(i)}))] \\ &= \prod_{l=1}^d \mathbb{E}[\exp(\lambda u^{(i)(l)} \beta_0^{(l)})] \mathbb{E}[\exp(\lambda e^{(i)})] \\ &\leq \prod_{l=1}^d \mathbb{E}[\exp(\frac{\lambda^2 \beta_0^{(l)2}}{2})] \mathbb{E}[\exp(\frac{\lambda^2}{2})] \\ &= \exp(\frac{\lambda^2}{2} (\sum_{l=1}^d \beta_0^{(l)2} + 1)) \\ &= \exp(\frac{\lambda^2}{2} (\|\beta_0\|_2^2 + 1)) \end{aligned}$$

where the second equality is due to the independency of distributions of $u^{(i)(l)}$ and $e^{(i)}$. The third inequality is because that $u^{(i)(l)}$ and $e^{(i)}$ are 1-subgaussian with mean zero. \square

Proof of ” $\hat{\delta} = \hat{\Gamma}\hat{\beta}_{X,Y}$ ”

Proof. We want to prove the following equation

$$\hat{\Gamma}\hat{\beta}_{X,Y} = \hat{\delta} \quad (16)$$

Multiplying $((Z\hat{\Gamma})'Z\hat{\Gamma})^{-1}(Z\hat{\Gamma})'Z$ to both sides of Equation (16), we can obtain the exact form of TSLS estimator which we defined before. Therefore, we can complete the proof. \square

Lemma 11. *Suppose $\{\mathcal{F}_t : t = 1, \dots, T\}$ is an increasing filtration of σ -fields. Let $\{\tilde{W}_t : t = 1, \dots, T\}$ be a sequence of random variables such that \tilde{W}_t is \mathcal{F}_{t-1} measurable and $|\tilde{W}_t| \leq L_{\tilde{w}}$ almost surely for all t . Let $\{\tilde{e}_t : t = 1, \dots, T\}$ be independent $\sigma_{\tilde{e}}$ -subgaussian, and $\tilde{e}_t \perp \mathcal{F}_{t-1}$ for all t . Let $\tilde{S} = \{s_1, \dots, s_{|\tilde{S}|}\} \subseteq \{1, \dots, T\}$ be an index set where $|\tilde{S}|$ is the number of elements in \tilde{S} . Then for $\kappa > 0$,*

$$P\left(\sum_{s \in \tilde{S}} \tilde{W}_s \tilde{e}_s\right) \leq \exp\left\{-\frac{\kappa^2}{2|\tilde{S}|\sigma_{\tilde{e}}^2} L_{\tilde{w}}^2\right\} \quad (17)$$

Lemma 11 is from Lemma 1 in [Chen et al. \(2021\)](#).