

Introducing Semantics into Speech Encoders

Derek Xu¹, Shuyan Dong², Changhan Wang^{2*}, Suyoun Kim^{2*}, Zhaojiang Lin^{2*},
Akshat Shrivastava², Shang-Wen Li², Liang-Hsuan Tseng³, Alexei Baevski²,
Guan-Ting Lin³, Hung-yi Lee³, Yizhou Sun¹, Wei Wang¹

¹University of California, Los Angeles, ²Meta AI, ³National Taiwan University

¹{derekqxu, yzsun, weiwang}@cs.ucla.edu

²{asyd, changhan, suyounkim, zhaojiang, akshats, shangwel, abaevski}@meta.com

³{r11921067, r10942104, hungyilee}@ntu.edu.tw

Abstract

Recent studies find existing self-supervised speech encoders contain primarily acoustic rather than semantic information. As a result, pipelined supervised automatic speech recognition (ASR) to large language model (LLM) systems achieve state-of-the-art results on semantic spoken language tasks by utilizing rich semantic representations from the LLM. These systems come at the cost of labeled audio transcriptions, which is expensive and time-consuming to obtain. We propose a task-agnostic unsupervised way of incorporating semantic information from LLMs into self-supervised speech encoders without labeled audio transcriptions. By introducing semantics, we improve existing speech encoder spoken language understanding performance by over 10% on intent classification, with modest gains in named entity resolution and slot filling, and spoken question answering F1 score by over 2%. Our unsupervised approach achieves similar performance as supervised methods trained on over 100 hours of labeled audio transcripts, demonstrating the feasibility of unsupervised semantic augmentations to existing speech encoders.

1 Introduction

Realizing virtual AI assistants, artificial intelligence that can understand and respond to spoken language, is a north star for many natural and spoken language processing researchers. These systems typically follow an encoder-decoder architecture, where the encoder represents input audio as high-dimensional embeddings and the decoder converts said embeddings to downstream task outputs. To benchmark virtual AI assistants, researchers use semantic speech tasks, such as spoken language understanding (SLU) tasks, where intent, named entities, and slot values are predicted from an input

utterance, and spoken question answering (SQA), where start and end frames of an audio passage are identified from an audio question.

Recent semantic speech benchmarks show systems with self-supervised transformer-based speech encoders achieve state-of-the-art performance against traditional filter bank approaches [37, 4, 34]. A particularly notable setup is the universal representation setup [37], where a shared self-supervised speech encoder is pretrained upstream once and frozen for all downstream tasks, then a lightweight decoder is fine-tuned on each downstream task. This setup is appealing for building virtual AI assistants as maintaining a separate large specialized model for each task is not computationally efficient. Besides the universal representation setup, self-supervised speech encoders are also used by state-of-the-art specialized SLU systems to convert speech into high-dimensional representations [7, 17, 29, 30, 1, 33]. Hence, augmentations that universally boost performance on speech encoders trained with self-supervised learning (SSL) is of great interest to the spoken and natural language processing communities [32, 3, 16, 2, 23].

Recently, the speech community found SSL speech encoders capture primarily acoustic, not semantic, information [28]. Thus, researchers propose end-to-end systems [7, 17, 29, 18, 33, 22] that introduce semantic information through large language models (LLMs), such as ROBERTA [25] or BART [20], which are pretrained to capture language semantics [8], for SLU and SQA. An effective paradigm for combining SSL speech encoders with LLMs is the pipeline approach [4], which uses a bridge module to convert speech encoder embeddings into LLM subword tokens. The bridge module then pipes speech encoder output as input to the LLM [30, 22, 33]. State-of-the-art solutions follow a 2-stage training process, where (1)

*Equal Contribution

audio to text transcription pairs are used to train the bridge module for automatic speech recognition (ASR), then (2) the speech encoder, bridge, and LLM modules are aligned by training the whole system end-to-end for SLU [26, 30, 22, 33]. Unlike SSL speech encoders, this approach relies on ASR data, which is expensive to collect and maintain. Furthermore, existing pipelined models are not task-agnostic, as they are trained for a single task or dataset. Thus, these models do not fit under the universal representation framework.

The multilingual speech translation community recently proposed effective unsupervised ASR models (ASR-U) [24, 2, 23]. The state-of-the-art ASR-U model uses generative adversarial networks (GANs) [12] to learn to output text transcription from input audio recordings [23]. Current ASR-U models output phoneme level transcriptions, though use various methods, such as Weighted Finite State Transducers (WFST) and self-training, to decode phoneme logits into raw text [2, 23]. Our work leverages ASR-U to improve existing SSL speech encoders by treating it as a bridge module to inject semantic information into audio representations.

We propose an augmentation that introduces Semantics into existing SSL Speech encoders, SSP, by using ASR-U [23] to extract information from LLMs. We adopt the pipelined approach to obtain semantic embeddings, with a convolutional neural network (CNN) + WFST bridge module trained on the GAN objective. As ASR-U is inherently noisy, we found an attention residual connection [13, 36] between the output of the SSL speech encoder and LLM can bring consistent performance improvement. We also propose an efficient way to align the LLM with the speech encoder through adapter [14] modules. Our final model achieves impressive performance gains on 3 SLU tasks and SQA across 4 datasets, under the universal representation setup.

Our work serves as a valuable step to incorporating language semantics into self-supervised speech encoders. While there have been previous attempts using ASR-U to augment existing speech encoders with phoneme-level language models [11, 27], subword-level LLMs contain much more pertinent and measurable semantic information [8]. Other works in spoken question answering rely on clustering to assign audio frames to frequent subword tokens, but this is both requires heavy

finetuning on the downstream task and is not task-agnostic [22]. To the best of our knowledge, we are the first to propose a task-agnostic SSL speech encoder which directly interfaces with subword-based LLMs. We summarize our contributions below:

- We show how to effectively use ASR-U to interface SSL speech encoders with LLMs.
- We illustrate the importance of retaining both semantic and acoustic information with attention residual connections.
- We demonstrate the effectiveness of adapters in aligning speech and text encoders.

2 Related Works

2.1 Self-Supervised Speech Encoders

SSL speech encoders are trained to learn and reconstruct pooled clustered representations of input audio from the original audio. The intuition for this objective comes from linguistics, where speech can be broken down into phoneme groups, where different chunks of input audio represent different phoneme groups. w2v [32] trains a convolutional neural network model to reconstruct the quantized cluster representations. w2v2 [3] uses transformers and a discrete codebook quantization module. HUBERT [16] improves w2v2 by disentangling the clustering and SSL objectives and using a BERT-style encoder [9]. Benchmarks show that SSL speech encoders are the most effective method for solving multiple downstream tasks with minimal fine-tuning [37]. A recent analytical work finds SSL speech encoders successfully encode acoustic information, but lack semantic information [28].

2.2 Large Language Models

In contrast to speech encoders, pretrained LLMs are shown to capture rich semantic information [8]. These methods optimize variants of the masked language modeling (MLM) objective to train a large transformer model. BERT [9] uses MLM to learn a transformer encoder. ROBERTA [25] introduces dynamic masking and a larger text corpus. BART [20] supports generative modeling and adds a denoising objective, making it less susceptible to noisy text inputs. LONGFORMER [5] is pretrained for long documents by increasing the document length limit during pretraining. LLMs have been successfully integrated with speech models for specific semantic tasks [7, 17, 29, 18, 33, 22], but not under the universal representation framework.

2.3 Task-Specific Speech Models

State-of-the-art task-specific SLU systems adopt an end-to-end pipelined approach, which first converts input speech to embeddings with a SSL speech encoder, then converts embeddings to subword tokens via a bridge module, and finally feeds the subword tokens to a downstream model. One bottleneck is the bridge module. LUGOSCH [26] trains a LSTM bridge module to convert audio features into phonemes then text. CTI’s [33] bridge module uses ASR logits to compute a weighted average of token embeddings. In addition to improving the bridge module, other works attempt to also distill LLM embeddings into speech representations [7, 6, 17, 1]. For optimizing targeted metrics, researchers have also experimented with reinforcement learning [30]. While combinations of these methods achieve state-of-the-art performance, they require complicated training procedures with labeled ASR data, perform heavyweight training on the downstream dataset, and is not task-agnostic.

2.4 Unsupervised ASR

Recent work show the viability of unsupervised speech recognition. w2v2-U [2] accomplished this by running Principal Component Analysis (PCA), k-means clustering, and mean pooling to convert w2v2 [3] features into phoneme-granularity features, then trains a GAN model to output phoneme text from the post-processed model [2]. The state-of-the-art method for phoneme-level unsupervised ASR is w2v2-U2.0 [23] which directly trains a CNN to output phonemes from w2v2 features and uses a reconstruction loss to tie the input audio with corresponding generated text. Both methods use WFSTs to decode the phonemes into raw text. While there have been preliminary attempts [11, 27] to use w2v2-U2.0 with phoneme language models¹, we are the first to combine it with semantically-rich subword-based LLMs.

2.5 Adapters

Adapters are intermediary layers added to a large pretrained encoder. Adapter weights are learned during fine-tuning while the rest of the pretrained model is frozen. Adapters serve the dual purpose of efficient fine-tuning and preventing overfitting. First used by computer vision researchers [31], adapters now enjoy much success in the natural lan-

¹https://huggingface.co/voidful/phoneme_byt5

guage processing community by efficiently tuning LLMs [14]. In particular, the multilingual speech translation community found that adapters can effectively align SSL speech encoders and LLMs for spoken translation tasks [21, 19].

3 Proposed Method

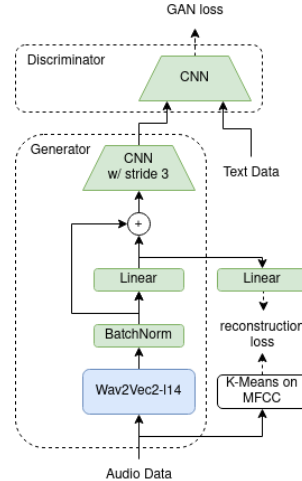


Figure 1: Outline of w2v2-U2.0 training procedure. The CNN module generates phoneme logits for the input audio. The bridge connector is trained on the GAN objective with reconstruction loss and regularization. During inference, the generator and linear layer used for reconstruction are discarded.

We propose to introduce semantics into SSL speech encoders by using ASR-U to interface with LLMs. Section 3.2 describes how to use ASR-U to link a speech encoder with a LLM. Section 3.3 describes how to combine both acoustic and semantic information and deal with ASR transcriptions errors. Finally, Section 3.4 describes how to align LLMs with the speech encoder for downstream tasks.

3.1 Problem Setting

Following the universal representation framework [37], our model consists of a heavy-weight speech encoder, $\mathcal{E} : \mathcal{X} \rightarrow \mathcal{Z}$, mapping input audio, $X \in \mathcal{X}$, to embeddings, $Z \in \mathcal{Z}$, and a light-weight task decoder, $\mathcal{D} : \mathcal{Z} \rightarrow \mathcal{Y}$, mapping embeddings to a probability distribution over the downstream task, $Y \in \mathcal{Y}$. The speech encoder, \mathcal{E} , is pretrained once, then shared on all downstream tasks. The task decoder, \mathcal{D} , is fine-tuned on each downstream task. During fine-tuning, the majority of model weights are frozen. This ensures we can efficiently store and deploy our model.

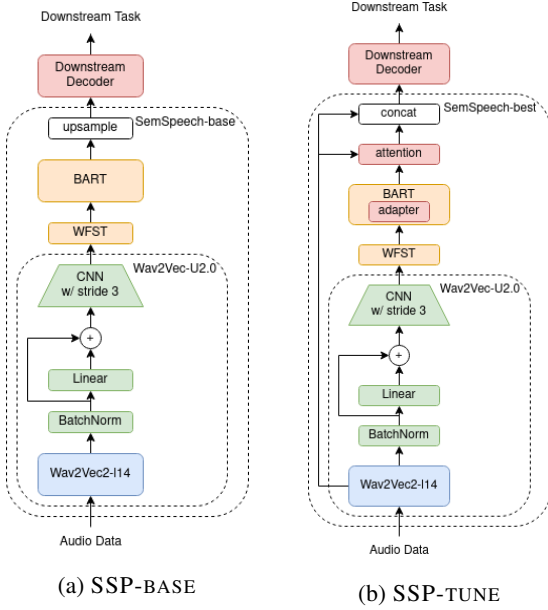


Figure 2: Depiction of the SSP. The blue component is the speech encoder, w2v2L14, trained with SSL. The green component is the bridge module trained with a GAN objective. The orange component is the LLM, BART, pretrained on a text corpus. The red components are trained on the downstream task.

During pretraining, the speech encoder is trained on speech data, $X \in \mathcal{X}$, and unlabeled text data, $T_u \in \mathcal{T}_u$. During finetuning, the model is trained on labelled pairs from a downstream dataset, $(X, Y) \in \mathcal{X} \times \mathcal{Y}$. Notice, at no point are we given access to labelled ASR data, $(X, T_u) \in \mathcal{X} \times \mathcal{T}_u$, as it is costly to collect for different downstream datasets or languages.

3.2 Unsupervised Semantic Representation as a Bridge

To incorporate semantic information into SSL speech encoders [3, 16], $\mathcal{E}_{acoustic} : \mathcal{X} \rightarrow \mathcal{Z}$, we wish to leverage subword-based LLMs [9, 25, 20, 5], $\mathcal{M}_{semantic} : \mathcal{S} \rightarrow \mathcal{Z}$, that capture language semantics. The major challenge to using LLMs in conjunction with speech encoders is the mismatch of input spaces. speech encoders take raw audio as input, $X \in \mathcal{X}$. LLMs take subword tokens as input, $S \in \mathcal{S}$. SSP uses a bridge module [33] to convert the speech encoder embedding output into subword tokens which can then be input into the LLM in a pipelined approach, $\mathcal{B} : \mathcal{Z} \rightarrow \mathcal{S}$.

As our upstream encoder is not trained with supervised ASR data, we use GANs [12] to train the bridge module, \mathcal{B} . Following w2v2-U2.0 [23], we opt to generate phoneme sequences, $P \in \mathcal{P}$,

conditioned on input audio. We do not directly predict subword-level transcriptions using our generator, because subword barriers are not easily deducible from purely acoustic speech embeddings, requiring the model to implicitly learn phoneme-to-subword mappings. We find learning this information end-to-end is not easily achievable. Instead, we convert phoneme logits into subword tokens using a Weighted Finite State Transducer (WFST), $\mathcal{W} : \mathcal{P} \rightarrow \mathcal{S}$, which is fed known phoneme-to-subword mappings. We choose a convolutional neural network (CNN) as our phoneme generator, $\mathcal{G} : \mathcal{Z} \rightarrow \mathcal{P}$, and a separate CNN as our phoneme sequence discriminator, $\mathcal{C} : \mathcal{P} \rightarrow [0, 1]$.

We adopt the same unsupervised training scheme as w2v2-U2.0 [23]. Specifically, we train the generator, \mathcal{G} , on GAN loss, \mathcal{L}_{gan} , a gradient penalty term, \mathcal{L}_{gp} , for better convergence, a smoothness penalty term, \mathcal{L}_{sp} , to encourage consecutive speech segments to generate the same phonemes, a phoneme diversity term, \mathcal{L}_{pd} , to diverse phoneme usage in output transcripts by maximizing entropy, and a self-supervised reconstruction loss, \mathcal{L}_{ss} , to encourage the generated phonemes to match the input audio. The reconstruction term uses a separate linear head to classify each speech embedding into 1 of 64 clusters, ζ_t , obtained from running k-means on the Mel-frequency cepstral coefficient (MFCC) features of the input audio [16, 23]. The final GAN training objective is summarized in Equation 1. The training procedure for the bridge module is outlined in Figure 1.

$$\mathcal{L} = \min_{\mathcal{G}} \max_{\mathcal{C}} [\mathcal{L}_{gan} + \lambda \mathcal{L}_{gp} + \gamma \mathcal{L}_{sp} + \eta \mathcal{L}_{pd} + \delta \mathcal{L}_{ss}]$$

$$\mathcal{L}_{gan} = \mathbb{E}_{T_u} [\log \mathcal{C}(T_u)] + \mathbb{E}_X [\log(1 - \mathcal{C}(\mathcal{G}(X)))]$$

$$\mathcal{L}_{gp} = \mathbb{E}_{\substack{X, T_u \\ \mu \sim U(0,1)}} [(\|\nabla \mathcal{C}(\mu \mathcal{G}(X) + (1 - \mu)T_u)\| - 1)^2]$$

$$\mathcal{L}_{sp} = \sum_{(p_t, p_{t+1}) \in \mathcal{G}(X)} \|p_t - p_{t+1}\|^2$$

$$\mathcal{L}_{pd} = \frac{1}{|B|} \sum_{S \in B} -H_{\mathcal{G}}(\mathcal{G}(S))$$

$$\mathcal{L}_{ss} = - \sum_t \log P_{\mathcal{G}}(\zeta_t | X). \quad (1)$$

The vanilla version of our final model is composed of (1) SSL speech encoder, $\mathcal{E}_{acoustic} : \mathcal{X} \rightarrow \mathcal{Z}$ pretrained on unlabelled audio data, (2) a CNN+WFST bridge module, $\mathcal{B} = \mathcal{W} \circ \mathcal{G} : \mathcal{Z} \rightarrow \mathcal{S}$,

trained on unlabelled text and audio data, and (3) a LLM, $\mathcal{M}_{semantic} : \mathcal{S} \rightarrow \mathcal{Z}$, pretrained on unlabelled text data. The input is fed to the SSL speech encoder and the output is read from the LLM. We also add an upsampling layer, $\mathcal{U} : \mathcal{Z} \rightarrow \mathcal{Z}$ to make the sequence length of the LLM output match the speech encoder output to better measure the SSP’s performance against just the speech encoder.

We choose the 14th layer of the w2v2 [3] as our speech encoder. The 14th layer is hypothesized to be better than the last layer as the last layers overfit the self-supervised training objective rather than learn informative acoustic representation. Previous work show if the speech encoder is frozen and only downstream decoder weights are fine-tuned for the ASR task, layer 14 performs much better than other layers [10, 2, 28]. We choose BART [20] as our LLM, as it is trained to denoise noisy input subword tokens, and we expect the bridge module to introduce some noise. We call this version of our model SSP-BASE. A depiction can be found in Figure 2a.

3.3 Combining Semantics and Acoustics with Residual Attention

We hypothesize certain tasks may require more acoustic information than others. For instance, to perform named entity recognition (NER), the downstream model must implicitly transcribe named entities from input speech, but ASR relies primarily on acoustic, not semantic, information. Since the pipelined model may suffer from transcription errors introduced by ASR-U, naively using the pipelined approach introduces a bottleneck in acoustic information at the bridge module. To alleviate this issue, we propose adding a residual connection [13] from the output semantic embeddings to the original speech embedding.

This can be done in 2 ways: (1) upsampling semantic embeddings and concatenating with speech embeddings, $Z = [Z_{\mathcal{E}} || \mathcal{U}(Z_{\mathcal{M}})]$, or (2) using multihead attention [36] to merge the 2 embeddings, $Z = [Z_{\mathcal{E}} || \text{MHA}(Z_{\mathcal{E}}, Z_{\mathcal{M}}, Z_{\mathcal{M}})]$, where $Z_{\mathcal{E}} \in \mathcal{Z}$ is the output of the w2v2L14 [3] and $Z_{\mathcal{M}} \in \mathcal{Z}$ is the output of BART [20]. The former is a simpler but more naive method. The latter is more effective as the attention layers are able to learn the alignment between speech and semantic embeddings. Notice, although the latter introduces slightly more learnable parameters finetuned on the downstream task, we find the number of new

| Dataset | # of Utterances | # of Hours |
|-------------|-----------------|------------|
| FSC-train | 23,132 | 14.7 |
| FSC-dev | 3,118 | 1.9 |
| FSC-test | 3,793 | 2.4 |
| SLURP-train | 50,628 | 40.2 |
| SLURP-dev | 8,690 | 6.9 |
| SLURP-test | 13,078 | 10.3 |
| SLUE-train | 5,000 | 14.5 |
| SLUE-dev | 1,753 | 5.0 |

Table 1: Dataset statistics for FSC, SLURP, and SLUE. Note, for SLUE, only the train and dev splits are publicly available, thus we evaluate on the dev set.

parameters to be inconsequential compared to the size of the lightweight downstream decoder, while providing significant performance improvement.

3.4 Aligning Pretrained Text Model with Adapters

Inspired by works from speech translation [21, 19], we hypothesize that the LLM can easily be adapted for speech tasks through the use of adapters. We adopt the general recipe for adapters, where an adapter [14], composed of a LayerNorm and 2-layer ReLU multilayer perceptron stack, is added to the end of each feed forward layer in the LLM and finetuned on the downstream task. Like residual attention, We find this small addition introduces a unsubstantial number of new parameters while providing a potentially substantial performance boost. We call the model using both residual attention and adapters SSP-TUNE, and outline it in Figure 2b.

4 Experiments

4.1 Dataset

To show the effectiveness of incorporating semantics into speech encoders, we benchmark SSP against SSL speech encoders on various SLU tasks [37]: intent classification (IC), slot filling (SF), and named entity recognition (NER). The goal of IC is to classify the intent of an input audio snippet. The goal of SF is to extract certain attributes of a given intent from an audio snippet. The goal of NER is to identify named entities in an audio snippet. We use 3 benchmark datasets: Fluent Speech Commands (FSC) [26], Spoken Language Understanding Resource Package (SLURP) [4], and Spoken Language Understanding Evaluation

| Model | FSC-IC (Acc) | SLURP-IC (Acc) | SLURP-SF (F1) | SLUE-NER (F1) |
|--------------------|---------------|----------------|---------------|---------------|
| W2V2 | 95.28% | 39.77% | 36.48% | 46.10% |
| W2V2L14 | 95.60% | 49.97% | 62.43% | 78.77% |
| HUBERT | 98.76% | 58.11% | 66.97% | 82.88% |
| LUGOSCH | 98.80% | - | - | - |
| SSP-BASE | 94.83% | 55.28% | 61.59% | 79.62% |
| W2V2L14 + SSP-TUNE | 98.71% | 63.64% | 64.48% | 80.10% |
| HUBERT + SSP-TUNE | 99.44% | 64.33% | 68.82% | 82.02% |

Table 2: Experimental Results on FSC, SLURP, and SLUE datasets. We group the models by SSL encoders and their semantically-enriched counterparts. Note, the inclusion of semantic information consistently improves downstream performance significantly for both W2V2L14 and HUBERT. For SLUE-NER, the primary information type needed is acoustic. Hence, while SSP-TUNE helps W2V2L14’s less powerful acoustic embeddings, HUBERT and HUBERT + SSP-TUNE performs similarly.

(SLUE) [34], which covers a wide variety of speakers, microphones, and settings.

To show the effectiveness of ASR-U as a bridge, we benchmark SSP against a state-of-the-art unsupervised SQA method, DUAL [22], on a recent benchmark SQA dataset, Natural Multi-speaker Spoken Question Answering (NMSQA) [22], whose train set is generated synthetically, but test set is produced by human speakers. The goal of SQA is to find the start and end frames of a spoken answer in a spoken passage given a spoken question.

4.1.1 FSC

The FSC dataset [26] is an IC dataset for a smart home virtual assistant. The input is a single audio file containing spoken English commands and the output class is the intent of the spoken command. The data was obtained through crowd-sourcing from 97 native and non-native English speakers. In total, there are 31 intents. The number of utterances and hours of each split can be found in the Table 1.

4.1.2 SLURP

The SLURP dataset [4] is an IC and SF dataset for an in-home personal robot assistant. The input is a single audio file containing spoken English commands and the output is the scenerio, action, and entities. In total, there are 18 different scenarios, 46 different actions (IC), and 56 different entities (SF). The data was collected from 177 native and non-native English speaking Amazon Mechanical Turk workers. SLURP is a more challenging dataset than FSC as SLURP use both headsets and microphones with various microphones placements. The number

of utterances and hours of each split can be found in Table 1

4.1.3 SLUE

The SLUE dataset [34] is a NER dataset using European Parliament event recordings. The input is a single audio file containing spoken English passages and the output are the named entities. There are in total 7 categories that were based on the OntoNotes Release 5.0 [15] entity labels. The dataset was collected from the official European Parliament website. SLUE demonstrates the effectiveness of our model on more specialized audio data. The number of utterances and hours of each split can be found in the Table 1.

4.2 NMSQA

The NMSQA dataset [22] is a SQA dataset generated from a standard text question answering dataset, SQUAD-v1.1², using Amazon Polly Text-to-Speech³ for the train and dev split, and 60 human speakers for the test set. NMSQA demonstrates the effectiveness of different unsupervised semantic speech embedding approaches. NMSQA contains 297.18 hours, 37.61 hours, and 2.67 hours of train, dev, and test split audio respectively. We follow DUAL by evaluating on Frame-level F1 score (FF1) and Audio Overlapping Score (AOS).

4.3 Baselines

To show SSP improves existing speech encoders, we compare it against existing state-of-the-art SSL speech encoders. We compare against W2V2 [3], which uses SSL to train a transformer model,

²A question answering dataset using Wikipedia articles

³<https://aws.amazon.com/tw/polly>

| Augmentation | FSC-IC (Acc) | SLURP-IC (Acc) | SLURP-SF (F1) | SLUE-NER (F1) |
|--------------|---------------|----------------|---------------|---------------|
| None | 95.60% | 49.97% | 62.43% | 78.77% |
| SSP-BASE | 94.83% | 55.28% | 61.59% | 79.62% |
| SSP+R | 97.55% | 59.59% | 63.37% | 79.66% |
| SSP+RA | 98.97% | 62.39% | 64.21% | 80.04% |
| SSP+AP | 96.07% | 60.28% | 63.85% | 79.97% |
| SSP-TUNE | 98.71% | 63.64% | 64.48% | 80.10% |

Table 3: Ablation studies on the residual attention and adapters when applied to w2v2L14. Notice, both components are important to best utilize acoustic and semantic information. While SSP+RA introduces slightly more parameters than SSP+R, it provides tangible performance improvement by better aligning the acoustic and semantic embeddings.

| Model Component | % of Parameters |
|--------------------|-----------------|
| SSP-BASE | 90.40% |
| downstream decoder | 8.69% |
| residual attention | 0.73% |
| BART adapters | 0.18% |

Table 4: Comparing the parameter count of different components of SSP-TUNE. In total, there are 505.3 million parameters. Notice, the downstream decoder is much more lightweight than the upstream model. Residual attention and adapters also introduce minimal parameter overhead to finetuning.

w2v2L14 [3], which uses the 14th layer as the output rather than the last layer, and HUBERT, which improves w2v2’s SSL objective to train a BERT-style model.

As mentioned in Section 3, we compare SSL speech encoders against 2 versions of our model, SSP-BASE and SSP-TUNE. The former uses the pipelined approach to connect w2v2L14 with BART [20] with no additional modifications. The latter introduces an attention residual connection and learnable adapters to combine acoustics and semantics together and align the LLM with the speech encoder respectively. We either connect the residual connection to the output of w2v2L14, yielding w2v2L14 + SSP-TUNE, or to the output of HUBERT, yielding HUBERT + SSP-TUNE.

On the FSC dataset, we compare against LUGOSCH [26], a supervised LSTM-based model specialized for the IC task. It is not task-agnostic and uses labeled ASR data. Unlike the other w2v2-based or HUBERT-based baselines, LUGOSCH does not use SSL or transformers.

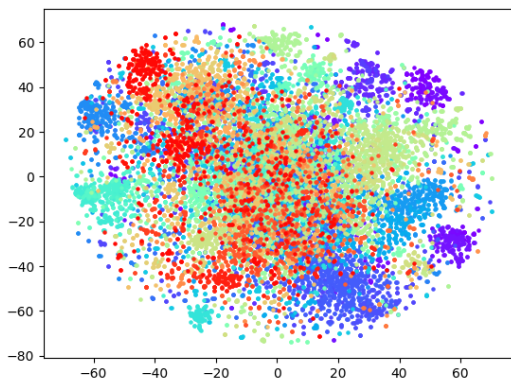
To show SSP improves existing unsupervised semantic speech methods, we compare it against the existing state-of-the-art unsupervised SQA method,

DUAL [22], which uses clustering on HUBERT to obtain frame-level tokens. These tokens are then used to train a LONGFORMER model with linear classification head. To fairly compare with DUAL, which fine-tunes the LLM, we use SSP-BASE but perform lightweight LLM adapter tuning. We call this resulting model, SSP+AP. To produce frame-level predictions, we remove the upsampling layer from SSP+AP. We choose w2v2L14 as our speech model and BART as our LLM, as it is robust to ASR errors. We also show a PIPELINE model, which trains a w2v2 model on ASR data and a LONGFORMER LLM on text-only question answering data. Notice, since evaluation is based on the frame-level, SSL speech encoders are not a baseline since they operate at the audio level.

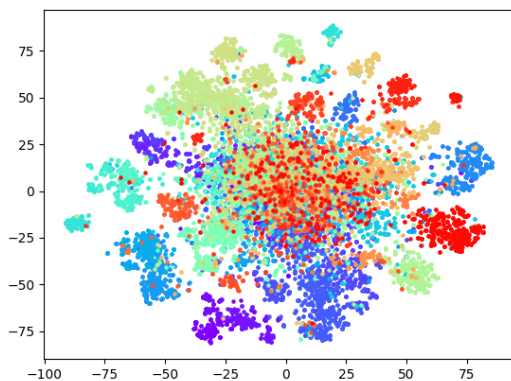
Ideally, only minimal parameter updates are needed for the downstream task, thus we adopt various lightweight decoders from the speech processing universal performance benchmark (SUPERB) [37]. For IC, the decoder is a sum pooling layer followed by a multilayer perceptron classifier and trained with cross entropy loss. For the SF and NER tasks, the decoder is recursive neural network (RNN) model that transcribes input audio into text. The decoder identifies named entities or slot values by surrounding them with named special tokens. For instance, to identify “fox” as the subject in the sentence, “the quick brown fox jumped over the lazy dog.”, the decoder would predict: “the quick brown [SUBJECT-start] fox [SUBJECT-end] jumped over the lazy dog.” The RNN decoder is trained with connectionist temporal classification loss. For SQA, we adopt the same decoder as DUAL [22], which is a linear layer classifying each subword embedding as the start or end or neither of an answer span.

| Bridge Module | ASR data | FSC | | SLURP | | | SLUE | |
|---------------|----------|--------------|---------------|---------------|---------------|---------------|---------------|---------------|
| | | WER | IC Acc | WER | IC Acc | SF F1 | WER | NER F1 |
| w2v2-ASR | 960h | 9.19% | 99.34% | 45.83% | 66.18% | 65.62% | 15.51% | 80.58% |
| w2v2-ASR | 100h | 11.89% | 99.10% | 53.22% | 63.20% | 63.87% | 17.70% | 79.67% |
| w2v2-ASR | 10h | 59.06% | 98.50% | 74.77% | 59.91% | 63.42% | 53.00% | 79.76% |
| SSP-TUNE | nothing | 21.28% | 98.71% | 51.51% | 63.64% | 64.48% | 31.22% | 80.10% |

Table 5: Analysis on WER of SSP’s bridge module. All models adopt the same speech encoder, LLM, residual attention, and adapter components as w2v2L14 + SSP-TUNE, but convert speech embeddings into subword tokens in different ways. w2v2-ASR finetunes w2v2 with an ASR head using letter-based CTC with varying amounts of ASR data. As seen in this table, ASR errors correlate with downstream performance. Hence, more accurate ASR-U models or components that alleviate ASR errors, such as residual attention, would greatly benefit semantic speech encoders.



(a) t-SNE embeddings using w2v2L14 encoder



(b) t-SNE embeddings using SSP-TUNE encoder

Figure 3: t-SNE visualizations of pooled audio snippet embeddings for SLURP-IC. Each point corresponds with one embedding. The color denotes the ground truth class of the corresponding audio snippet. Subfigure 3a and 3b shows SSP-TUNE is better at differentiating intents by incorporating semantic information.

4.4 Spoken Language Understanding

As seen in Table 2, SSP significantly improves the performance of both w2v2L14 and HUBERT. The performance gap between a w2v2L14 model with and without semantics is similar to the gap between w2v2L14 and the task-specific LUGOSCH model. Note, HUBERT, which uses BERT-style SSL, also benefits from SSP, confirming that semantics are a significant bottleneck in existing SSL speech encoders. HUBERT + SSP-TUNE performs the best overall as it fully augments the best existing SSL speech encoder, HUBERT.

The relative performance gain is more for IC than SF and NER, since SF and NER requires the speech encoder to transcribe identified entities, which includes performing ASR. For such ASR-adjacent tasks, the residual connection in SSP-TUNE is crucial, as it prevents acoustic information loss across the bridge connector’s information bottleneck. We see large performance gains in IC since the semantics introduced by BART greatly improves the effectiveness of the speech encoder. Combining both acoustic and semantic information, as done by SSP-TUNE models, provides the most consistent performance improvement, since the skip connection can learn which type of information is more needed.

4.5 Spoken Question Answering

As seen in Table 6, SSP outperforms recent unsupervised clustering-based approaches, because ASR-U tokens are better aligned with LLMs than HUBERT clusters. Unlike DUAL, SSP better utilizes pretrained LLMs, since the LLM input space is the same as SSP’s output space. Furthermore, SSP does not require careful hyperparameter tuning of HUBERT cluster counts.

| Model | NMSQA | |
|------------|---------------|---------------|
| | FF1 | AOS |
| DUAL-64 | 39.0% | 33.0% |
| DUAL-128 | 55.9% | 49.1% |
| DUAL-512 | 17.3% | 12.5% |
| SSP+AP | 57.20% | 46.44% |
| SSP+AP † | 58.18% | 52.09% |
| PIPELINE † | 64.2% | 57.1% |

Table 6: Comparing unsupervised SQA models to supervised PIPELINE model. † denotes the model uses a LLM that was finetuned on the SQUAD-v1.1 text-only QA dataset. We compare the baseline, DUAL, with 3 different number of clusters choices, to SSP+AP trained with either unlabeled audio or text.

4.6 Ablation Study

To more carefully analyze the affect of residual attention and adapters in SSP-TUNE, we run experiments on all SLU datasets with and without each component. We denote these two design choices as +RA and +AP respectively. As seen in Table 3, both components provide ample performance improvement over the vanilla SSP-BASE model. We also confirm the amount of additional parameters for slot filling introduced by these learnable components are unsubstantial compared to the existing number of parameters in the downstream decoder in Table 4. Notice, the downstream task finetunes less than 10% of total model parameters. SSP-TUNE require less than 1% more parameters than SSP-BASE during downstream fine-tuning.

We also try the naive residual connection approach described in Section 3.3 by upsampling and concatenating semantic embeddings to the speech embeddings. We call this approach SSP+R. This method is less effective than SSP+RA as it is not trained to align the speech and semantic embeddings together, but still improves SSP-BASE, further validating our hypothesis that merging acoustic and semantic information is beneficial.

4.7 Comparison with Supervised ASR Methods

To quantify the effect of transcription errors introduced by the bridge module, we compute the word error rate (WER) of the bridge connector in SSP-TUNE, and compare it against standard w2v2 supervised ASR models [3] trained on 10 minutes, 100 hours, and 960 hours of labeled ASR data. Table 5 confirms that less noisy transcripts, transcripts

with lower WER, correlates with better downstream performance. The unsupervised model, which uses 960 hours of unlabelled data, can reach similar WER as a supervised model trained on 100 hours of labelled data, indicating the effectiveness of the bridge module. On SLURP and SLUE, the relative drop in WER ($> 20\%$) is substantially more than the relative drop in downstream performance ($< 5\%$), verifying SSP-TUNE’s tolerance to noisy transcriptions. The robustness to ASR errors come from our choice of LLM, BART, which is trained to handle noisy inputs, residual connection to acoustic embeddings, and LLM alignment with adapters.

4.8 Representation Visualization

To better see the impact of including semantic representations, we visualize the pooled audio snippet embedding for intent classification on SLURP-IC using t-distributed stochastic neighbor embedding (t-SNE) [35]. We denote the ground truth label of each audio snippet by the color of its pooled embedding. As seen in Figure 3, the clusters produced by semantic embeddings are more spread out and better separated than those produced by just acoustic speech embeddings, indicating that SSP introduces new semantic information that existing speech encoders lack.

5 Conclusion

We presented a compelling case for introducing semantics into self-supervised speech encoders and an effective method of doing so. Our approach boosts the performance of existing speech encoders on multiple different spoken language understanding tasks and datasets. We also provide reasoning for what tasks may benefit more or less from incorporating semantics. Furthermore, our approach is task agnostic and can augment any existing model using SSL speech encoders. With SSP-TUNE, we show how better utilize semantic embeddings by merging acoustic and semantic information and effectively aligning LLMs to the speech encoder on downstream tasks with minimal parameter overhead. As it can generalize to many downstream tasks, SSP provides an important step towards actualizing virtual AI assistants.

References

- [1] Bhuvan Agrawal et al. “Tie your embeddings down: Cross-modal latent spaces for

- end-to-end spoken language understanding”. In: *ICASSP 2022-2022 IEEE International Conference on Acoustics, Speech and Signal Processing (ICASSP)*. IEEE. 2022, pp. 7157–7161.
- [2] Alexei Baevski et al. “Unsupervised speech recognition”. In: *Advances in Neural Information Processing Systems* 34 (2021), pp. 27826–27839.
- [3] Alexei Baevski et al. “wav2vec 2.0: A framework for self-supervised learning of speech representations”. In: *Advances in Neural Information Processing Systems* 33 (2020), pp. 12449–12460.
- [4] Emanuele Bastianelli et al. “SLURP: A spoken language understanding resource package”. In: *arXiv preprint arXiv:2011.13205* (2020).
- [5] Iz Beltagy, Matthew E Peters, and Arman Cohan. “Longformer: The long-document transformer”. In: *arXiv preprint arXiv:2004.05150* (2020).
- [6] Sujeong Cha et al. “Speak or chat with me: End-to-end spoken language understanding system with flexible inputs”. In: *arXiv preprint arXiv:2104.05752* (2021).
- [7] Yu-An Chung, Chenguang Zhu, and Michael Zeng. “Splat: Speech-language joint pre-training for spoken language understanding”. In: *arXiv preprint arXiv:2010.02295* (2020).
- [8] Kevin Clark et al. “What does bert look at? an analysis of bert’s attention”. In: *arXiv preprint arXiv:1906.04341* (2019).
- [9] Jacob Devlin et al. “Bert: Pre-training of deep bidirectional transformers for language understanding”. In: *arXiv preprint arXiv:1810.04805* (2018).
- [10] Zhiyun Fan et al. “Exploring wav2vec 2.0 on speaker verification and language identification”. In: *arXiv preprint arXiv:2012.06185* (2020).
- [11] Tzu-hsun Feng et al. “SUPERB@ SLT 2022: Challenge on Generalization and Efficiency of Self-Supervised Speech Representation Learning”. In: *arXiv preprint arXiv:2210.08634* (2022).
- [12] Ian Goodfellow et al. “Generative adversarial networks”. In: *Communications of the ACM* 63.11 (2020), pp. 139–144.
- [13] Kaiming He et al. “Deep residual learning for image recognition”. In: *Proceedings of the IEEE conference on computer vision and pattern recognition*. 2016, pp. 770–778.
- [14] Neil Houlsby et al. “Parameter-efficient transfer learning for NLP”. In: *International Conference on Machine Learning*. PMLR. 2019, pp. 2790–2799.
- [15] Eduard Hovy et al. “OntoNotes: the 90% solution”. In: *Proceedings of the human language technology conference of the NAACL, Companion Volume: Short Papers*. 2006, pp. 57–60.
- [16] Wei-Ning Hsu et al. “HuBERT: How much can a bad teacher benefit ASR pre-training?” In: *ICASSP 2021-2021 IEEE International Conference on Acoustics, Speech and Signal Processing (ICASSP)*. IEEE. 2021, pp. 6533–6537.
- [17] Minjeong Kim et al. “St-bert: Cross-modal language model pre-training for end-to-end spoken language understanding”. In: *ICASSP 2021-2021 IEEE International Conference on Acoustics, Speech and Signal Processing (ICASSP)*. IEEE. 2021, pp. 7478–7482.
- [18] Duc Le et al. “Deliberation Model for On-Device Spoken Language Understanding”. In: *arXiv preprint arXiv:2204.01893* (2022).
- [19] Hang Le et al. “Lightweight adapter tuning for multilingual speech translation”. In: *arXiv preprint arXiv:2106.01463* (2021).
- [20] Mike Lewis et al. “Bart: Denoising sequence-to-sequence pre-training for natural language generation, translation, and comprehension”. In: *arXiv preprint arXiv:1910.13461* (2019).
- [21] Xian Li et al. “Multilingual speech translation with efficient finetuning of pretrained models”. In: *arXiv preprint arXiv:2010.12829* (2020).
- [22] Guan-Ting Lin et al. “DUAL: Discrete Spoken Unit Adaptive Learning for Textless Spoken Question Answering.” In: *CoRR* (2022).
- [23] Alexander H Liu et al. “Towards End-to-end Unsupervised Speech Recognition”. In: *arXiv preprint arXiv:2204.02492* (2022).
- [24] Alexander H Liu et al. “Towards unsupervised speech recognition and synthesis with quantized speech representation learning”.

- In: *ICASSP 2020-2020 IEEE International Conference on Acoustics, Speech and Signal Processing (ICASSP)*. IEEE. 2020, pp. 7259–7263.
- [25] Yinhan Liu et al. “Roberta: A robustly optimized bert pretraining approach”. In: *arXiv preprint arXiv:1907.11692* (2019).
- [26] Loren Lugosch et al. “Speech model pre-training for end-to-end spoken language understanding”. In: *arXiv preprint arXiv:1904.03670* (2019).
- [27] Yen Meng et al. “On Compressing Sequences for Self-Supervised Speech Models”. In: *arXiv preprint arXiv:2210.07189* (2022).
- [28] Ankita Pasad, Ju-Chieh Chou, and Karen Livescu. “Layer-wise analysis of a self-supervised speech representation model”. In: *2021 IEEE Automatic Speech Recognition and Understanding Workshop (ASRU)*. IEEE. 2021, pp. 914–921.
- [29] Yao Qian et al. “Speech-language pre-training for end-to-end spoken language understanding”. In: *ICASSP 2021-2021 IEEE International Conference on Acoustics, Speech and Signal Processing (ICASSP)*. IEEE. 2021, pp. 7458–7462.
- [30] Milind Rao et al. “Do as i mean, not as i say: Sequence loss training for spoken language understanding”. In: *ICASSP 2021-2021 IEEE International Conference on Acoustics, Speech and Signal Processing (ICASSP)*. IEEE. 2021, pp. 7473–7477.
- [31] Sylvestre-Alvise Rebuffi, Hakan Bilen, and Andrea Vedaldi. “Learning multiple visual domains with residual adapters”. In: *Advances in neural information processing systems* 30 (2017).
- [32] Steffen Schneider et al. “wav2vec: Unsupervised pre-training for speech recognition”. In: *arXiv preprint arXiv:1904.05862* (2019).
- [33] Seunghyun Seo, Donghyun Kwak, and Bowon Lee. “Integration of pre-trained networks with continuous token interface for end-to-end spoken language understanding”. In: *ICASSP 2022-2022 IEEE International Conference on Acoustics, Speech and Signal Processing (ICASSP)*. IEEE. 2022, pp. 7152–7156.
- [34] Suwon Shon et al. “Slue: New benchmark tasks for spoken language understanding evaluation on natural speech”. In: *ICASSP 2022-2022 IEEE International Conference on Acoustics, Speech and Signal Processing (ICASSP)*. IEEE. 2022, pp. 7927–7931.
- [35] Laurens Van der Maaten and Geoffrey Hinton. “Visualizing data using t-SNE.” In: *Journal of machine learning research* 9.11 (2008).
- [36] Ashish Vaswani et al. “Attention is all you need”. In: *Advances in neural information processing systems* 30 (2017).
- [37] Shu-wen Yang et al. “Superb: Speech processing universal performance benchmark”. In: *arXiv preprint arXiv:2105.01051* (2021).