

GLUE-X: Evaluating Natural Language Understanding Models from an Out-of-distribution Generalization Perspective

Linyi Yang^{1,2*}, Shuibai Zhang^{1,4,*†}, Libo Qin¹, Yafu Li¹, Yidong Wang¹, Hanmeng Liu¹, Jindong Wang³, Xing Xie³, Yue Zhang^{1,2‡}

¹ School of Engineering, Westlake University

² Institute of Advanced Technology, Westlake Institute for Advanced Study

³ Microsoft Research Asia (MSRA)

⁴ University of Electronic Science and Technology of China

Abstract

Pre-trained language models (PLMs) improve the model generalization by leveraging massive data as the training corpus in the pre-training phase. However, currently, the out-of-distribution (OOD) generalization becomes a generally ill-posed problem, even for the large-scale PLMs in natural language understanding tasks, which prevents the deployment of NLP methods in the real world. To facilitate the research in this direction, this paper makes the first attempt to establish a unified benchmark named GLUE-X, highlighting the importance of OOD robustness and providing insights on how to measure the robustness of a model and how to improve it. To this end, we collect 13 publicly available datasets as OOD test data and conduct evaluations on 8 classic NLP tasks over 18 popularly used models. Our findings confirm that the OOD accuracy in NLP tasks needs to be paid more attention to since the significant performance decay compared to ID accuracy has been found in all settings.

1 Introduction

Pre-trained Language Models (PLMs) have achieved competitive performance across various NLP tasks when evaluated on the standard benchmark (Blasi et al., 2022), such as GLUE (Wang et al., 2019b) and SuperGLUE (Wang et al., 2019a). However, recent studies (Gururangan et al., 2018; Ribeiro et al., 2019; Kaushik et al., 2020; Ribeiro et al., 2020; Ruder, 2021) show concerns that models are yet not close to achieving proper natural language understanding, essential questions being raised about their robustness (Srivastava et al., 2020; Wang et al., 2021b) and underlying sensitivity to systematic biases (Niven and Kao, 2019; Sagawa et al., 2020). Such issues come to be

manifest in performance, especially for out-of-distribution (OOD) generalization when the test distribution differs from training, which has motivated the study of different distribution shifts (Zheng et al., 2020; Arora et al., 2021; Koh et al., 2021; Shen et al., 2021; Malinin et al., 2021).

Computer vision (CV) and artificial general intelligence (AGI), for which OOD generalization has been systemically studied (Wang et al., 2022; Koh et al., 2021; Srivastava et al., 2022; Ibrahim et al., 2022a; Yang et al., 2022). While sharing the same aspirational goal, existing evaluations (Gardner et al., 2020) and methods (Hendrycks et al., 2020; Bommasani et al., 2021) for OOD generalization in NLP are limited in focusing only on one (Khanuja et al., 2020; Wang and Culotta, 2021; Yang et al., 2021; Howard et al., 2022) or a couple of tasks (Kaushik et al., 2020; Srivastava et al., 2020; Wu et al., 2021). Evidence shows that better controlling spurious correlations between input features and labels that do not causally affect a task’s label will improve the model’s robustness in distribution shifts. However, such simple evaluations of natural language understanding systems on a couple of tasks fail to capture the limitations of existing models due to inflated test accuracy. It remains a gap in evaluating a unified model that can execute a range of classification tasks.

To facilitate research in this direction, we make extensions to the multi-task benchmark (Zheng et al., 2022; Xu et al., 2020, 2021) for out-of-distribution evaluations by expanding the test data from *single*-domain to *multiple* domains and name the resulting benchmark GLUE-X. GLUE-X favors cross-distribution evaluations between datasets that share the same label types. Also, it offers the analysis of two main factors affecting the cross-domain generalization performance, namely the pre-trained language model (e.g., architecture, hyper-parameters, etc.) and different training strategies (e.g., fine-tuning, prompt-tuning (Chen et al.,

*Equal contribution. Random order.

†Work done at Westlake University as an intern.

‡Correspondence to: zhangyue@westlake.edu.cn

2022), probing (Kumar et al., 2022), and domain-generalization training (Wang et al., 2022), etc.).

In particular, we evaluate popular metrics from natural language understanding tasks for 18 different pre-trained models in a unified setting and under the same experimental conditions to investigate the gaps in common practices. In addition, we consider 3 tuning strategies designed for the single-source domain generalization, including linear probing, fine-tuning, and linear-probing then fine-tuning (LP-FT). Finally, we explore internal causes for OOD robustness at the feature level by measuring the rationale overlap between humans, and models (Lei et al., 2016; Yang et al., 2022).

Through the above experiments, we find that (1) no one backbone can significantly outperform the others across all tasks, which is consistent with the conclusion (Wenzel et al., 2022) in the computer vision; (2) surprisingly, the influence of model architectures is more significant than the model parameters towards the OOD robustness; (3) the ID and OOD performance holds a linear correlation in most cases for text classifications; (4) in terms of the tuning strategy, we show that linear probing and then fine-tuning can slightly improve the OOD performance compared to the standard fine-tuning.

To our knowledge, we are the *first* to systematically evaluate natural language understanding systems for cross-distribution generalization on genuine data, along with experiments using different fine-tuning strategies. Importantly, we complete datasets of cross-domain evaluations for all typical text classification tasks by creating the test data from other distributions to training data from scratch. Based on the GLUE-X, we report OOD results under the same experimental conditions. We open-source the codebase and datasets for unified and consistent evaluation in different ways.

2 Related Work

Benchmarking Robustness to OOD. Recent work (Ibrahim et al., 2022a,b) finds that today’s leading PLMs are not robust to changing domain, where some OOD test samples varied during training. In particular, pre-trained transformers can rely heavily on spurious patterns (artefacts) (Gururangan et al., 2018; Kaushik et al., 2020; Tu et al., 2020). For this reason, the standard held-out accuracy can overestimate the performance (Sagawa et al., 2020; Kaushik et al., 2021). Hence, evaluating the OOD robustness is crucial for real-world ap-

plications, which require models to hold good transferability. In consequence, there is arise of concern about how to improve dataset and benchmark development. Recent work introduces new out-of-distribution benchmarks for graphs (Gui et al., 2022), optical character recognition (OCR) (Larson et al., 2022), computer vision (CV) (Ibrahim et al., 2022a; Yang et al., 2022), time series tasks (Gagnon-Audet et al., 2022), and artificial general intelligence (AGI) (Koh et al., 2021; Srivastava et al., 2022). However, evaluating the out-of-distribution generalization in a multi-task manner has received relatively little attention for NLP.

There is a line of work focusing on the development of challenge datasets, representing as Adversarial NLI (Nie et al., 2020), Dynabench (Kielbaso et al., 2021), Contrastive Set (Gardner et al., 2020), and AdvGLUE (Wang et al., 2021a) where examples are created to be difficult for current models via an iterative, adversarial, and human-and-model-in-the-loop procedure. However, these datasets focus on robustness and stability issues rather than generalization and the artifact. In contrast, GLUE-X contains both off-the-shelf and self-collected datasets to implement cross-distribution tests.

Prior work (Wenzel et al., 2022) observed that OOD performance holds a linear correlation with ID accuracy in CV based on the experimental results using 172 publicly available datasets and 31k networks while their relation is largely dataset-dependent. Although this conclusion has been found somewhat controversial (Teney et al., 2022), given that the OOD performance is influenced by the selection of datasets. In this work, we observe the unique pattern that the in- and out-of-distribution accuracies hold a strictly linear correlation for discriminative models only, while inverse correlations between ID and OOD performance happen in generative models.

Existing Benchmarks for NLU. There has been different types of leaderboards towards evaluating natural language understanding systems. Examples for building challenging benchmarks in recent years include GLUE (Wang et al., 2019b), SuperGLUE (Wang et al., 2019a), FewGLUE (Schick and Schütze, 2020), FEVER (Petroni et al., 2021), FewNLU (Zheng et al., 2022) and AdvGLUE (Wang et al., 2021a). In particular, FewGLUE and FewNLU focus on the few-shot learning challenge. Given that the performance decay of NLP models has been found in the real-world deployment,

there is arise of the robustness, such as adversarial robustness (Wang et al., 2021a). Similar to our work, other benchmarks leverage the full training set extracted from GLUE for each task. However, different from them, we consider evaluating OOD performance in a general setting, where the test data arise from one or more (on average 2.3) distributions that differ from the training distribution.

Domain Generalization. Domain generalization (DG) (Wang et al., 2022) aims to learn a generalized model that is robust to unseen distributions using training data from multiple domains (Balaji et al., 2018; Dou et al., 2019; Vu et al., 2022). While existing work on domain generalization also considers multiple source-domains (Balaji et al., 2018), here we make a first step to extend GLUE without adding to the training domains. Here, we only focus on single-source DG (Huang et al., 2020; Krueger et al., 2021; Wang et al., 2022) which is a popular setting to measure the OOD robustness in NLP (Hendrycks et al., 2020) but relatively under-explored in CV, and align with the GLUE leaderboard. As stated by a recent taxonomy and review towards generalisation research in NLP (Hupkes et al., 2022), current work does not provide standardized data or procedures for generalization testing, while we use GLUE-X as a first attempt towards this goal.

The goal of GLUE-X is to provide an easy-to-use and robust benchmark to a broad range of out-of-distribution generalization tasks for evaluating natural language understanding systems. We articulate the following tasks and datasets in GLUE-X.

2.1 Overview of GLUE-X

Tasks. As a benchmark styled after GLUE (Wang et al., 2019b), we consider following eight tasks in GLUE-X: Sentiment Analysis (*SST-2*), Natural Language Inference (*MNLI*, *QNLI*, *RTE*), Sentence Pair Similarity (*MRPC*, *QQP*), Textual Similarity (*STS-B*) and Linguistic Acceptability (*CoLA*).¹

Datasets. GLUE-X follows the same in-domain training data and evaluation metrics to GLUE (Wang et al., 2019b). To construct the out-of-domain test, we adopt the popular datasets extracted from different domains while keeping the same prediction labels as the original tasks in GLUE. We show detailed data statistics in Table 1.

¹The WNLI task is not included in GLUE-X since there is no sufficient in-domain data to construct OOD tests.

Task	ID Datasets	OOD Datasets	Size
Sentimental Analysis	SST-2	IMDB	6,000
		Yelp	6,000
		Amazon	6,000
Linguistic Acceptability	COLA	Grammer Test	6,000
Textual Similarity	STSB	SICK	4,439
Natural Language Inference	MNLI (matched)	MNLI_mis	6,000
		SNLI	6,000
		SICK	4,439
Textual Entailment	RTE	MRPC	4,076
		QQP	6,000
		HANs	6,000
	MRPC	QQP	6,000
		RTE	2,767
		HANs	6,000
QQP	QQP	MRPC	4,076
		RTE	2,767
		HANs	6,000

Table 1: The data statistic of GLUE-X, which describes the data source and size. We control the size of OOD datasets in the similar scale to ensure the unbiased comparison by using the weighted sum.

Models. To ensure that our results are relevant for researchers and practitioners, we consider both top-performing backbones and cost-efficient methods: *Discriminative Models* – BERT-base, BERT-large (Devlin et al., 2018), RoBERTa-base, RoBERTa-large (Liu et al., 2019), XLNet-base, XLNet-large (Yang et al., 2019); *Generative Models* – BART-base, BART-large (Lewis et al., 2020), T5-small, T5-base, T5-large (Raffel et al., 2020), GPT2, GPT2-medium, GPT2-large (Radford et al., 2019); *Cost-Efficient Models* – ALBERT-base (Lan et al., 2020), and DistilBERT-base (Sanh et al., 2019). We follow the official implementations of several pre-trained language models from Huggingface² to reproduce results on GLUE using the validation set and test these models on GLUE-X.

Fine-tuning Strategies. We investigate the efficacy of different fine-tuning strategies for OOD generalization. In particular, we consider three paradigms: standard fine-tuning, fine-tuning only the head (linear-probing), and linear-probing then fine-tuning. After fine-tuning models using the in-domain training data for each task, we evaluate the performance using the in- and out-of-domain test data, respectively.

²<https://huggingface.co/models>

2.2 Dataset Curation

We construct test sets for each task under the requirement that their label types should be kept the same. To this end, GLUE-X contains 13 OOD datasets in total, including publicly available datasets (Amazon, HANs, etc) and newly collected datasets (Grammer Test). In particular, we select the popular datasets while sharing the same label types with the in-domain data involved in GLUE as OOD test data for different tasks, including sentiment analysis – IMDB (Maas et al., 2011), Yelp (Zhang et al., 2015), and Amazon (Ni et al., 2019), linguistic acceptability – Grammer Test –, textual similarity – SICK (Zhang et al., 2018) –, NLI – MNLI-Mismatched (Williams et al., 2017), SNLI (Bowman et al., 2015), and SICK (Zhang et al., 2018) –, Textual Entailment – RTE, MRPC, QQP and HANs (Bentivogli et al., 2009; Dolan and Brockett, 2005; Wang et al., 2017; McCoy et al., 2019). As a newly collected dataset, the Grammar Test description can be found in Appendix A.

Note that SICK contains multiple labels, including textual similarity, also used as an OOD test set of the textual similarity task. We rounded floating number labels of textual similarity to integers from 0 to 4, converting it into a five-class dataset to align with other classification tasks in GLUE-X. In addition, RTE, MRPC and QQP can be OOD datasets of each other when implementing the textual entailment task. Based on these datasets, we further conduct the zero-shot transfer from the in-domain dataset from GLUE to unseen OOD datasets when constructing GLUE-X.

2.3 Metrics

Previous benchmarks, such as GLUE and SuperGLUE, seek to evaluate NLU models by simply average scores of all tasks. In GLUE-X, we consider both the macro average and weighted average score over eight tasks. Following GLUE, we first average metrics to get a task score for tasks with multiple metrics.

In addition to the overall measures of OOD performance, we are also interested in better understanding the features learned by models. Thus, in the following subsection, we consider using post-hoc analysis to find rationales used by models when making the prediction and then measuring the rationale overlap between humans and models.

In terms of rankings, we adopt Friedman rank (Friedman, 1940) to fairly compare the perfor-

mance of different backbones in various tasks:

$$\text{rank}_F = \frac{1}{n} \sum_{i=1}^n \text{rank}_i, \quad (1)$$

where n is the number of tasks (e.g., $n = 8$ in Table 4) and rank_i is the rank of the performance in the i -th setting. We report both the average ranking and Friedman rank in our results.

2.4 Post-hoc Analysis

In addition to the quantitative analysis, to further provide an in-depth analysis of results reported by GLUE-X, we choose two tasks including sentiment analysis and nature language inference to provide the post-hoc analysis (Lei et al., 2016). In particular, we adopt the sensitivity of contextual decomposition technique from (Jin et al., 2019) which removed part of inputs from the sequence text to evaluate a model’s sensitivity to them, thereby allowing for the identification of important features. The output will be the overlap between the rationale found by models and humans, which somehow represents the models’ ability to learn the real causal features (Jacovi and Goldberg, 2020).

Given a phrase p starting with the negative limitations in the k -th document $D(k)$, we sample the documents which contain the same phrase p to alleviate the influence by chance when there are multiple shreds of evidence saturating the prediction. The window size of phrase p is limited to 3 (no phrase containing more than 3 tokens will be considered). Taking the sentiment analysis task as an example, in the source “This movie was so unbelievably bad”, if we only remove the non-causal word “movie”, the prediction would not be changed so much for a robust model that not be affected by spurious patterns.

The importance is computed as:

$$\phi(\mathbf{p}, \widehat{\mathcal{D}}^{(k)}) = \mathbb{E}_{\widehat{\mathcal{D}}^{(\beta)}} \left[l(\widehat{\mathcal{D}}^{(\beta)}; \widehat{\mathcal{D}}) - l(\widehat{\mathcal{D}}^{(\beta)} \setminus \mathbf{p}; \widehat{\mathcal{D}}) \right], \quad (2)$$

where $\mathcal{D}^{(\beta)}$ denotes the resulting text after masking out a single token (phrase) starting with the negative pronoun in the length of N surrounding the phrase \mathbf{p} . we use $l(\widehat{\mathcal{D}}^{(\beta)} \setminus \mathbf{p}; \widehat{\mathcal{D}})$ to represent the model prediction logits after replacing the masked-out context. $\setminus \mathbf{p}$ indicates the operation of masking out the phrase p in a input file sampling from the dataset \mathcal{D} .

Pre-trained Models	Avg GLUE-X	Avg GLUE	Avg $\Delta\downarrow$	Friedman OOD Rank	Friedman ID Rank	Robustness Rank
RoBERTa-large (Liu et al., 2019)	65.10	86.60	24.83	3.43	2	1
T5-large (Raffel et al., 2020)	63.93	86.71	26.27	4	2	9
XLNet-large (Yang et al., 2019)	63.81	85.63	25.48	5	4.14	2
BART-large (Lewis et al., 2020)	63.32	86.56	26.85	4.86	2.43	12
T5-base (Raffel et al., 2020)	62.20	85.00	26.82	5.71	5.29	11
RoBERTa-base (Liu et al., 2019)	62.07	84.08	26.18	6.86	5.57	8
GPT2-large (Radford et al., 2019)	61.45	82.64	25.64	7.86	9.86	3
ALBERT-base (Lan et al., 2020)	60.51	81.61	25.85	9.86	10.86	6
BART-base (Lewis et al., 2020)	60.11	82.27	26.94	9.71	9.14	13
BERT-large (Devlin et al., 2018)	59.95	82.45	27.29	10.43	8.71	14
GPT2-medium (Radford et al., 2019)	59.92	80.60	25.66	9.57	12	4
XLnet-base (Yang et al., 2019)	59.91	80.77	25.83	10	10.29	5
BERT-base (Devlin et al., 2018)	58.73	80.83	27.34	11.86	11.71	15
T5-small (Raffel et al., 2020)	57.99	78.86	26.46	11	12.43	10
GPT2 (Radford et al., 2019)	57.70	77.91	25.94	12.14	15.14	7
DistilBERT-base (Sanh et al., 2019)	56.46	78.91	28.45	13.71	14.43	16

Table 2: Overall performance sorted by the GLUE-X performance. The average accuracy is calculated by the weighted sum in terms of the size of test instances for each task. The average $\Delta\downarrow$ indicates the decrease ratio from the average ID accuracy to OOD accuracy. We also provide the Friedman rank for both OOD and ID test. The robustness rank is sorted by the decrease ratio of the model performance.

Type Backbone	Training (GPU Hours)	Inference (GPU Hours)	Total Hours
BERT-large	408	4	412
T5-large	742	7	749
ALBERT-base	155	2	157

Table 3: The training and testing cost of GLUE-X by GPU hours estimated by using different types of models on a single V100 GPU.

2.5 Training Cost

We record the training cost in GLUE and GLUE-X. We leverage 50 NVIDIA Tesla V100 GPU cards and 8 NVIDIA A100 GPU cards in our experiments. In total, we spend 10,000+ GPU hours based on the estimation using a single V100 card. The detailed training cost and inference speed per task is shown in Table 3.

3 Experiments and Results

In the following we explore the facets of OOD generalization in NLP, highlighting discrepancies to prior work and discuss their implications.

3.1 Prediction Results

Overall Performance on GLUE-X. We report the weighted average score of different models representing the overall performance in Table 2, which is sorted in descending order by the average GLUE-

X performance. In addition to the overall performance, we provide the Friedman Rank for both in-domain and out-of-domain results. From Table 2, we observe that all pre-trained models involved in GLUE-X show significant performance decay under the OOD test compared to the ID performance (**23.41%** decay in average).

Model-level Analysis. On the model level, we observe that T5-large and RoBERTa-large achieve the best performance for ID (**86.71**) and OOD (**65.10**) test, respectively. Meanwhile, the results suggest that there is no significant difference of the OOD robustness between generative models and discriminative models for text classification tasks. Not surprisingly, lightweight models, including DistilBERT-base, GPT-2, and T5-small, are in the bottom three on GLUE-X with the lowest OOD performance. In terms of the Friedman rank, we observe that the variance of OOD rank is significantly higher than the ID rank, which hints that the uncertainty of performance has been increased on GLUE-X. Meanwhile, although the overall ranking has not been changed so much from the absolute average OOD score, we show an improvement of rankings in GPT2-medium and GPT2.

The Performance of Compressed Models. The results of GLUE-X suggest that OOD generalization still faces fundamental challenges, especially for lightweight models. For example, we

Model	SST-2 OOD	MNLI OOD	RTE OOD	MRPC OOD	QQP OOD	STS-B OOD	CoLA OOD	QNLI OOD	Avg	Avg $\Delta\downarrow$
State-of-the-art Pre-trained Language Models										
RoBERTa-large	94.98	79.42	69.93	53.41	59.43	78.28	20.26		65.10	24.83
T5-large	94.67	64.60	71.97	58.92	59.03	79.46	18.86		63.93	26.27
XLNet-large	93.82	79.77	71.09	56.08	55.10	73.92	16.88		63.81	25.48
BART-large	94.32	77.87	67.45	56.89	55.34	76.31	15.04		63.32	26.85
T5-base	93.38	63.15	69.68	59.10	58.45	75.60	16.01		62.20	26.82
RoBERTa-base	92.88	76.67	66.04	49.86	59.21	74.32	15.49		62.07	26.18
GPT2-large	90.61	75.12	64.62	54.68	60.80	70.64	13.66		61.45	25.64
ALBERT-base	91.44	72.22	61.83	53.24	59.04	72.17	13.64		60.51	25.85
BART-base	91.53	76.12	64.53	54.15	54.00	72.66	7.75		60.11	26.94
BERT-large	89.20	75.30	60.09	52.72	55.20	71.23	15.88		59.95	27.29
GPT2-medium	88.83	74.47	59.99	56.10	60.32	69.25	10.51		59.92	25.66
XLNet-base	93.35	75.51	64.09	53.95	54.63	68.25	9.60		59.91	25.83
BERT-base	89.70	72.36	60.69	53.29	53.85	67.54	13.66		58.73	27.34
T5-small	87.81	60.50	63.39	56.51	57.32	73.76	6.64		57.99	26.46
GPT2	85.80	71.24	59.03	56.63	57.39	65.81	8.00		57.70	25.94
DistilBERT-base	86.19	71.16	57.48	54.87	50.24	66.35	8.96		56.46	28.45

Table 4: Detailed OOD performance for each task in GLUE-X. The best performance is shown in bold.

Model	Decrease (%)	Parameters (M)	Model	Precision	Recall	F1
RoBERTa-large	24.83	355.36	BERT-large	14.87	33.97	18.72
XLNet-large	25.48	360.27	T5-base	14.79	33.37	18.48
GPT2-large	25.64	774.03	BART-base	14.18	31.41	17.57
GPT2-medium	25.66	354.82	T5-small	13.90	29.77	17.14
XLNet-base	25.83	116.72	BERT-base	13.53	31.34	17.03
ALBERT-base	25.85	11.68	XLNET-base	13.02	30.89	16.49
GPT2	25.94	124.44	ALBERT-base	12.54	30.23	15.97
RoBERTa-base	26.18	124.65	T5-large	12.44	30.48	15.94
T5-large	26.27	737.67	DistilBERT-base	12.70	28.17	15.76
T5-small	26.46	60.51	XLNET-large	11.65	29.08	14.96
T5-base	26.82	222.9	GPT2-large	11.52	24.13	13.82
BART-large	26.85	406.29	GPT2-medium	10.98	24.03	13.45
BART-base	26.94	139.42	RoBERTa-base	9.84	25.01	12.72
BERT-large	27.29	335.14	GPT2	9.94	22.66	12.64
BERT-base	27.34	109.48	BART-large	9.94	24.08	12.64
DistilBERT-base	28.45	66.36	RoBERTa-large	8.60	22.11	11.10

Table 5: The performance decay of OOD test sorted by the decrease ratio.

Table 6: Rationale overlap sorted by the descending order based on the OOD test of sentiment analysis.

find that compressed models (e.g., DistilBERT-base) show relatively low performance compared to others. Differently, the OOD performance of ALBERT-base (11M parameters) is significantly higher than DistilBERT-base (**60.51% vs. 56.46%**), even better than several moderate-sized models (BERT-large, GPT2-medium and XLNet-base).

3.2 Explanation Results

The results of the rationale overlap between models and humans are shown in Table 6. Using GLUE-X,

we also provide some distinct post-hoc analysis to inspire the community. Inspired by the previous work (Shen et al., 2022), this section aims to answer the following question: Does OOD performance consistently correspond with the rationale overlap?

To answer the above question, we measure the rationale overlap for each model on the task of sentiment analysis. As shown in Table 6, somehow surprisingly, we find that the best performing model on GLUE-X— RoBERTa-large (see Table 2) yet to achieve a high rationale overlap between humans and models. In particular, RoBERTa-large

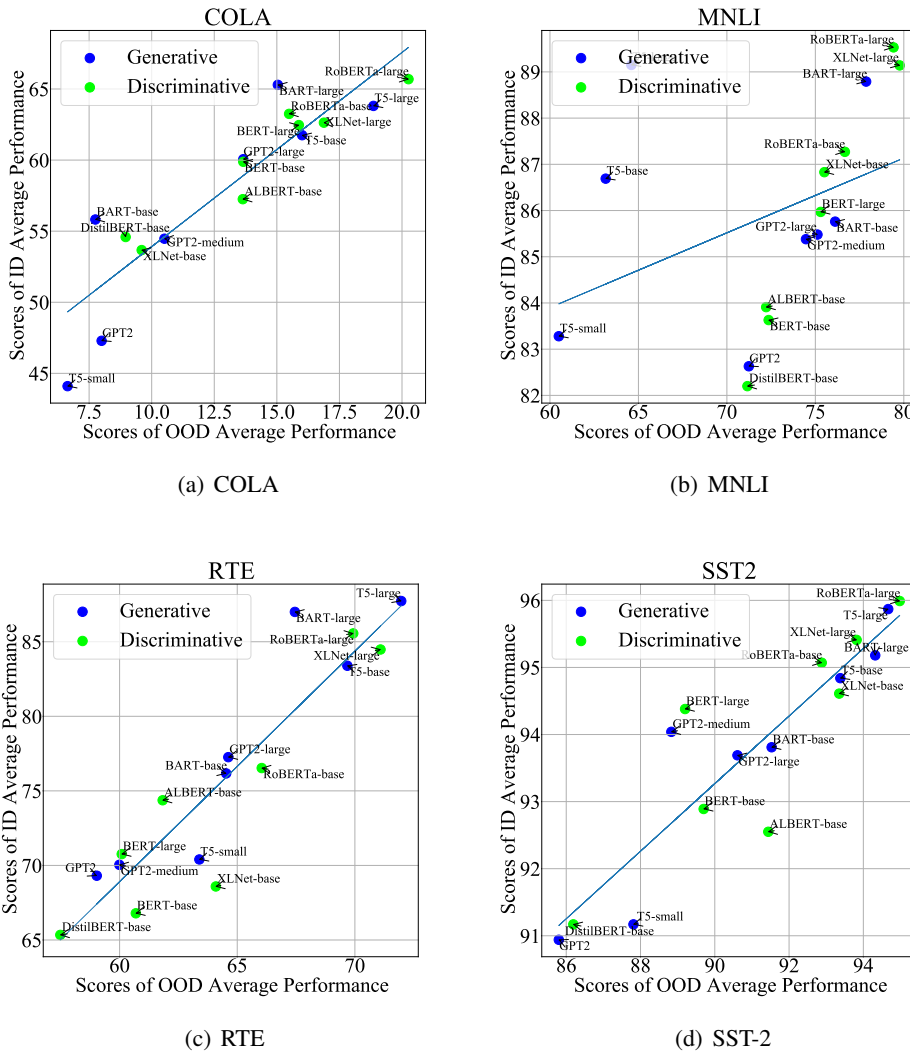


Figure 1: The scatter figures for illustrating the correlation between ID and OOD performance.

performs worst in terms of the rationale overlap. In addition, we obtain an interesting finding that base-sized models can achieve relatively higher rationale overlaps than large-sized models, which is generally consistent with the results reported by the previous work (DeYoung et al., 2020).

4 Discussion

This section aims to provide some distinct analysis based on GLUE-X to inspire the community.

4.1 Factors towards OOD Robustness

As shown in Table 4, we suggest that there is no silver bullet towards the OOD robustness, given that no single model can consistently outperform others over all tasks on GLUE-X³. For example,

³Note that we do not evaluate the WNLI task since there is no sufficient in-domain data (Yang et al., 2019).

RoBERTa-large can only achieve the best performance on two of eight tasks (SST-2 and CoLA). Besides, we also observe that the OOD generalization results are largely influenced by the distribution shift between the ID and OOD datasets. In particular, the performance decay on OOD test is exacerbated by the increase of distribution shifts, as shown in Appendix C. We also find that the generalization for the CoLA dataset is the most challenging task for models since the test set holds the biggest difference with training data. In contrast, models tend to perform better on the relatively easy dataset, such as sentiment analysis (SST-2). For example, the best performing model RoBERTa-large can achieve a **94.98%** accuracy on SST-2 and only a **20.26%** accuracy on CoLA.

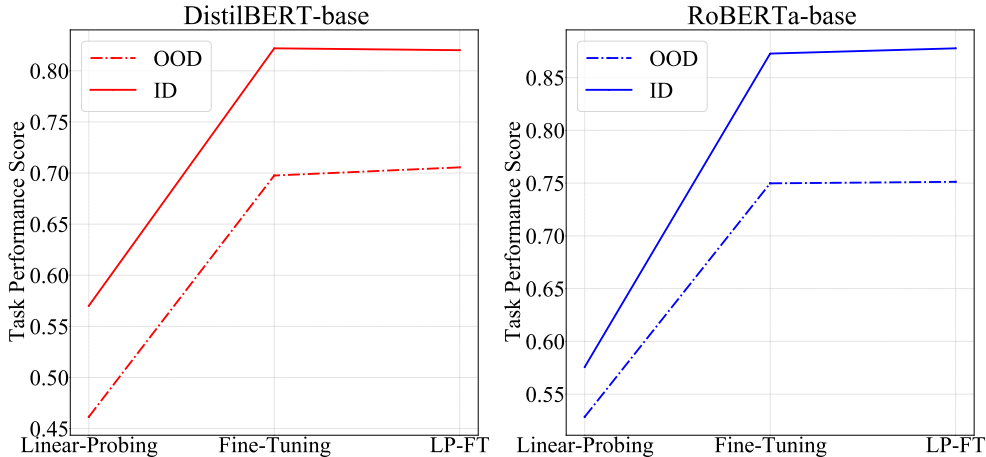


Figure 2: The influence of different tuning strategies on the task of MNLI, including Linear-probing, Fine-tuning, and Linear-probing then Fine-tuning (LP-FT).

4.2 Model Architectures Outweigh Parameters

Table 5 demonstrates the overall performance sorted by the decrease ratio representing the robustness to some extent. The large-sized model, such as T5-large, and RoBERTa-large, can significantly surpass the corresponding base-sized models (T5: **63.93%** vs. **62.20%**; RoBERTa: **65.10%** vs. **62.07%**). However, we also observe that the influence of parameter size is somehow not as important as the model types. For instance, the performance achieved by RoBERTa-base (125M parameters) is higher than GPT2-large (774M parameters) in **62.07%** vs. **61.45%**. Meanwhile, the OOD performance of T5-base is significantly higher than GPT2-large and BERT-large, which hints the importance of the model selections.

Empirical evidence from Table 5 also shows that model types could be more influential than the parameter size towards the OOD performance. More specifically, as shown in the Table 5, results of the same architecture with different parameters are more close than the results of the similar parameter-size models based on different architectures. For instance, the decrease ratio of three T5 models pre-training with different parameter sizes (61M, 223M, and 737M) are ranked near each other, which is similar to BART and BERT. We identify exploring model architectures as one of the future directions for improving the OOD robustness, rather than increasing the parameter size only.

4.3 Correlations Between ID and OOD Performance

We show the pearson correlation of four tasks between the in- and out-of-domain results in Figure 1 (the full results can be found at Appendix B). With no surprise, we observe that the in-domain performance is usually higher than the out-of-domain performance. Specifically, we find that the OOD performance is extremely lower than the ID performance in the task of COLA. In contrast, the gap between ID and OOD performance based on SST-2 and MNLI is relatively lower than others. We suppose that this is partially influenced by the distribution shift between the in-domain and out-of-domain datasets.

Regarding the type of pre-trained models, we show that discriminative models usually perform a stronger linear correlation when compared to generative models. From the task perspective, we observe that the correlation between ID and OOD is largely influenced by datasets. For instance, ID and OOD performance are inversely correlated on MRPC (See Appendix B), but yet almost correlated on other tasks. It hints that the inverse correlation is possible for the specific task when the size of test samples is limited.

4.4 The Efficacy of Linear-probing then Fine-tuning

Using MNLI as an example, we compare the results achieved by DistilBERT-base and RoBERTa-base using three different training strategies in Figure 2. As found by the previous work (Kumar et al., 2022), fine-tuning can do worse than linear probing in the presence of a large distribution shift in CV.

However, as shown in Figure 2, we find that the linear probing method performs extremely struggle in NLP in terms of the low accuracy for both ID and OOD test, which is insistent with the conclusion in CV. While the LP-FT can be relatively helpful for improving the OOD robustness of NLP models in terms of the slight performance improvement compared to the standard fine-tuning method. We expect to see more methodologies toward domain generalizations can be designed for improving the OOD robustness, especially for NLP tasks.

5 Conclusion

We construct GLUE-X, an OOD robustness benchmark for natural language understanding tasks that aims to enable fair evaluation over multiple datasets from multiple domains. With GLUE-X, we evaluate 18 pre-trained models on 8 classification tasks. Besides, we provide the analysis using 3 different tuning strategies and post-hoc analysis for gaining internal causes for the OOD robustness. We conclude that (1) current state-of-the-art methods based on large-scale pre-trained models still have much room to improve towards the OOD robustness; (2) although the ID and OOD performance holds a linear correlation in most cases, such a correlation is primarily related to the selection of OOD test sets; (3) introducing novel architectures brings more performance benefit, especially for the OOD performance. In the future, we will complement the OOD test for QNLI and extend the OOD test data for other tasks.

References

- Udit Arora, William Huang, and He He. 2021. Types of out-of-distribution texts and how to detect them. *ArXiv*, abs/2109.06827.
- Yogesh Balaji, Swami Sankaranarayanan, and Rama Chellappa. 2018. Metareg: Towards domain generalization using meta-regularization. *Advances in neural information processing systems*, 31.
- Luisa Bentivogli, Peter Clark, Ido Dagan, and Danilo Giampiccolo. 2009. The fifth pascal recognizing textual entailment challenge. In *TAC*.
- Damian E Blasi, Antonios Anastasopoulos, and Graham Neubig. 2022. [Systematic inequalities in language technology performance across the world’s languages](#). In *Annual Conference of the Association for Computational Linguistics (ACL)*, Dublin, Ireland.
- Rishi Bommasani, Drew A Hudson, Ehsan Adeli, Russ Altman, Simran Arora, Sydney von Arx, Michael S Bernstein, Jeannette Bohg, Antoine Bosselut, Emma Brunskill, et al. 2021. On the opportunities and risks of foundation models. *arXiv preprint arXiv:2108.07258*.
- Samuel R Bowman, Gabor Angeli, Christopher Potts, and Christopher D Manning. 2015. A large annotated corpus for learning natural language inference. *arXiv preprint arXiv:1508.05326*.
- Yulong Chen, Yang Liu, Li Dong, Shuohang Wang, Chenguang Zhu, Michael Zeng, and Yue Zhang. 2022. Adaprompt: Adaptive model training for prompt-based nlp. *arXiv preprint arXiv:2202.04824*.
- Jacob Devlin, Ming-Wei Chang, Kenton Lee, and Kristina Toutanova. 2018. Bert: Pre-training of deep bidirectional transformers for language understanding. *arXiv preprint arXiv:1810.04805*.
- Jay DeYoung, Sarthak Jain, Nazneen Fatema Rajani, Eric Lehman, Caiming Xiong, Richard Socher, and Byron C Wallace. 2020. Eraser: A benchmark to evaluate rationalized nlp models. In *ACL*.
- William B. Dolan and Chris Brockett. 2005. [Automatically constructing a corpus of sentential paraphrases](#). In *Proceedings of the Third International Workshop on Paraphrasing (IWP2005)*.
- Qi Dou, Daniel Coelho de Castro, Konstantinos Kamnitsas, and Ben Glocker. 2019. Domain generalization via model-agnostic learning of semantic features. *Advances in Neural Information Processing Systems*, 32.
- Milton Friedman. 1940. A comparison of alternative tests of significance for the problem of m rankings. *The Annals of Mathematical Statistics*, 11(1):86–92.
- Jean-Christophe Gagnon-Audet, Kartik Ahuja, Mohammad-Javad Darvishi-Bayazi, Guillaume Dumas, and Irina Rish. 2022. Woods: Benchmarks for out-of-distribution generalization in time series tasks. *arXiv preprint arXiv:2203.09978*.
- Matt Gardner, Yoav Artzi, Victoria Basmov, Jonathan Berant, Ben Bogin, Sihao Chen, Pradeep Dasigi, Dheeru Dua, Yanai Elazar, Ananth Gottumukkala, et al. 2020. Evaluating models’ local decision boundaries via contrast sets. In *Findings of the Association for Computational Linguistics: EMNLP 2020*, pages 1307–1323.
- Shurui Gui, Xiner Li, Limei Wang, and Shuiwang Ji. 2022. [GOOD: A graph out-of-distribution benchmark](#). In *Thirty-sixth Conference on Neural Information Processing Systems Datasets and Benchmarks Track*.
- Suchin Gururangan, Swabha Swayamdipta, Omer Levy, Roy Schwartz, Samuel R Bowman, and Noah A Smith. 2018. Annotation artifacts in

- natural language inference data. *arXiv preprint arXiv:1803.02324*.
- Dan Hendrycks, Xiaoyuan Liu, Eric Wallace, Adam Dziedzić, Rishabh Krishnan, and Dawn Song. 2020. Pretrained transformers improve out-of-distribution robustness. *arXiv preprint arXiv:2004.06100*.
- Phillip Howard, Gadi Singer, Vasudev Lal, Yejin Choi, and Swabha Swayamdipta. 2022. Neuro-counterfactuals: Beyond minimal-edit counterfactuals for richer data augmentation. *arXiv preprint arXiv:2210.12365*.
- Zeyi Huang, Haohan Wang, Eric P Xing, and Dong Huang. 2020. Self-challenging improves cross-domain generalization. In *European Conference on Computer Vision*, pages 124–140. Springer.
- Dieuwke Hupkes, Mario Giulianelli, Verna Dankers, Mikel Artetxe, Yanai Elazar, Tiago Pimentel, Christos Christodoulopoulos, Karim Lasri, Naomi Saphra, Arabella Sinclair, et al. 2022. State-of-the-art generalisation research in nlp: a taxonomy and review. *arXiv preprint arXiv:2210.03050*.
- Mark Ibrahim, Quentin Garrido, Ari Morcos, and Diane Bouchacourt. 2022a. The robustness limits of sota vision models to natural variation. *arXiv preprint arXiv:2210.13604*.
- Mark Ibrahim, Quentin Garrido, Ari Morcos, and Diane Bouchacourt. 2022b. [The robustness limits of sota vision models to natural variation](#).
- Alon Jacovi and Yoav Goldberg. 2020. Towards faithfully interpretable nlp systems: How should we define and evaluate faithfulness? *arXiv preprint arXiv:2004.03685*.
- Xisen Jin, Zhongyu Wei, Junyi Du, Xiangyang Xue, and Xiang Ren. 2019. Towards hierarchical importance attribution: Explaining compositional semantics for neural sequence models. In *International Conference on Learning Representations*.
- Divyansh Kaushik, Eduard Hovy, and Zachary C Lipton. 2020. Learning the difference that makes a difference with counterfactually augmented data. *International Conference on Learning Representations (ICLR)*.
- Divyansh Kaushik, Amrith Setlur, Eduard Hovy, and Zachary C Lipton. 2021. Explaining the efficacy of counterfactually augmented data. *International Conference on Learning Representations (ICLR)*.
- Simran Khanuja, Sandipan Dandapat, Anirudh Srivasan, Sunayana Sitaram, and Monojit Choudhury. 2020. Gluecos: An evaluation benchmark for code-switched nlp. *arXiv preprint arXiv:2004.12376*.
- Douwe Kiela, Max Bartolo, Yixin Nie, Divyansh Kaushik, Atticus Geiger, Zhengxuan Wu, Bertie Vidgen, Grusha Prasad, Amanpreet Singh, Pratik Ringshia, et al. 2021. Dynabench: Rethinking benchmarking in nlp. *arXiv preprint arXiv:2104.14337*.
- Pang Wei Koh, Shiori Sagawa, Henrik Marklund, Sang Michael Xie, Marvin Zhang, Akshay Balsubramani, Weihua Hu, Michihiro Yasunaga, Richard Lanus Phillips, Irena Gao, et al. 2021. Wilds: A benchmark of in-the-wild distribution shifts. In *International Conference on Machine Learning*, pages 5637–5664. PMLR.
- David Krueger, Ethan Caballero, Joern-Henrik Jacobsen, Amy Zhang, Jonathan Binas, Dinghuai Zhang, Remi Le Priol, and Aaron Courville. 2021. Out-of-distribution generalization via risk extrapolation (rex). In *International Conference on Machine Learning*, pages 5815–5826. PMLR.
- Ananya Kumar, Aditi Raghunathan, Robbie Matthew Jones, Tengyu Ma, and Percy Liang. 2022. [Fine-tuning can distort pretrained features and underperform out-of-distribution](#). In *International Conference on Learning Representations*.
- Zhenzhong Lan, Mingda Chen, Sebastian Goodman, Kevin Gimpel, Piyush Sharma, and Radu Soricut. 2020. [ALBERT: A lite BERT for self-supervised learning of language representations](#). In *8th International Conference on Learning Representations, ICLR 2020, Addis Ababa, Ethiopia, April 26-30, 2020*. OpenReview.net.
- Stefan Larson, Gordon Lim, Yutong Ai, David Kuang, and Kevin Leach. 2022. [Evaluating out-of-distribution performance on document image classifiers](#). In *Thirty-sixth Conference on Neural Information Processing Systems Datasets and Benchmarks Track*.
- Tao Lei, Regina Barzilay, and Tommi Jaakkola. 2016. Rationalizing neural predictions. *arXiv preprint arXiv:1606.04155*.
- Mike Lewis, Yinhan Liu, Naman Goyal, Marjan Ghazvininejad, Abdelrahman Mohamed, Omer Levy, Veselin Stoyanov, and Luke Zettlemoyer. 2020. Bart: Denoising sequence-to-sequence pre-training for natural language generation, translation, and comprehension. In *Proceedings of the 58th Annual Meeting of the Association for Computational Linguistics*, pages 7871–7880.
- Yinhan Liu, Myle Ott, Naman Goyal, Jingfei Du, Mandar Joshi, Danqi Chen, Omer Levy, Mike Lewis, Luke Zettlemoyer, and Veselin Stoyanov. 2019. Roberta: A robustly optimized bert pretraining approach. *arXiv preprint arXiv:1907.11692*.
- Andrew L. Maas, Raymond E. Daly, Peter T. Pham, Dan Huang, Andrew Y. Ng, and Christopher Potts. 2011. [Learning word vectors for sentiment analysis](#). In *Proceedings of the 49th Annual Meeting of the Association for Computational Linguistics: Human Language Technologies*, pages 142–150, Portland, Oregon, USA. Association for Computational Linguistics.

- Andrey Malinin, Neil Band, Yarin Gal, Mark Gales, Alexander Ganshin, German Chesnokov, Alexey Noskov, Andrey Ploskonosov, Liudmila Prokhorenkova, Ivan Provilkov, Vatsal Raina, Vyas Raina, Denis Roginskiy, Mariya Shmatova, Panagiotis Tigas, and Boris Yangel. 2021. [Shifts: A dataset of real distributional shift across multiple large-scale tasks](#). In *Thirty-fifth Conference on Neural Information Processing Systems Datasets and Benchmarks Track (Round 2)*.
- Tom McCoy, Ellie Pavlick, and Tal Linzen. 2019. Right for the wrong reasons: Diagnosing syntactic heuristics in natural language inference. In *Proceedings of the 57th Annual Meeting of the Association for Computational Linguistics*, pages 3428–3448.
- Jianmo Ni, Jiacheng Li, and Julian McAuley. 2019. [Justifying recommendations using distantly-labeled reviews and fine-grained aspects](#). In *Proceedings of the 2019 Conference on Empirical Methods in Natural Language Processing and the 9th International Joint Conference on Natural Language Processing (EMNLP-IJCNLP)*, pages 188–197, Hong Kong, China. Association for Computational Linguistics.
- Yixin Nie, Adina Williams, Emily Dinan, Mohit Bansal, Jason Weston, and Douwe Kiela. 2020. [Adversarial NLI: A new benchmark for natural language understanding](#). In *Proceedings of the 58th Annual Meeting of the Association for Computational Linguistics*, pages 4885–4901, Online. Association for Computational Linguistics.
- Timothy Niven and Hung-Yu Kao. 2019. [Probing neural network comprehension of natural language arguments](#). In *Proceedings of the 57th Annual Meeting of the Association for Computational Linguistics*, pages 4658–4664, Florence, Italy. Association for Computational Linguistics.
- Fabio Petroni, Aleksandra Piktus, Angela Fan, Patrick Lewis, Majid Yazdani, Nicola De Cao, James Thorne, Yacine Jernite, Vladimir Karpukhin, Jean Maillard, et al. 2021. Kilt: a benchmark for knowledge intensive language tasks. In *Proceedings of the 2021 Conference of the North American Chapter of the Association for Computational Linguistics: Human Language Technologies*, pages 2523–2544.
- Alec Radford, Jeff Wu, Rewon Child, David Luan, Dario Amodei, and Ilya Sutskever. 2019. Language models are unsupervised multitask learners.
- Colin Raffel, Noam Shazeer, Adam Roberts, Katherine Lee, Sharan Narang, Michael Matena, Yanqi Zhou, Wei Li, and Peter J. Liu. 2020. [Exploring the limits of transfer learning with a unified text-to-text transformer](#). *Journal of Machine Learning Research*, 21(140):1–67.
- Marco Tulio Ribeiro, Carlos Guestrin, and Sameer Singh. 2019. Are red roses red? evaluating consistency of question-answering models. In *Proceedings of the 57th Annual Meeting of the Association for Computational Linguistics*, pages 6174–6184.
- Marco Tulio Ribeiro, Tongshuang Wu, Carlos Guestrin, and Sameer Singh. 2020. Beyond accuracy: Behavioral testing of nlp models with checklist. In *Proceedings of the 58th Annual Meeting of the Association for Computational Linguistics*, pages 4902–4912.
- Sebastian Ruder. 2021. Challenges and opportunities in nlp benchmarking.
- Shiori Sagawa, Aditi Raghunathan, Pang Wei Koh, and Percy Liang. 2020. An investigation of why overparameterization exacerbates spurious correlations. In *International Conference on Machine Learning*, pages 8346–8356. PMLR.
- Victor Sanh, Lysandre Debut, Julien Chaumond, and Thomas Wolf. 2019. Distilbert, a distilled version of bert: smaller, faster, cheaper and lighter. *arXiv preprint arXiv:1910.01108*.
- Timo Schick and Hinrich Schütze. 2020. It’s not just size that matters: Small language models are also few-shot learners. *arXiv preprint arXiv:2009.07118*.
- Hua Shen, Tongshuang Wu, Wenbo Guo, and Ting-Hao Huang. 2022. Are shortest rationales the best explanations for human understanding? In *Proceedings of the 60th Annual Meeting of the Association for Computational Linguistics (Volume 2: Short Papers)*, pages 10–19.
- Yilin Shen, Yen-Chang Hsu, Avik Ray, and Hongxia Jin. 2021. Enhancing the generalization for intent classification and out-of-domain detection in slu. In *Proceedings of the 59th Annual Meeting of the Association for Computational Linguistics and the 11th International Joint Conference on Natural Language Processing (Volume 1: Long Papers)*, pages 2443–2453.
- Aarohi Srivastava, Abhinav Rastogi, Abhishek Rao, Abu Awal Md Shoeb, Abubakar Abid, Adam Fisch, Adam R Brown, Adam Santoro, Aditya Gupta, Adrià Garriga-Alonso, et al. 2022. Beyond the imitation game: Quantifying and extrapolating the capabilities of language models. *arXiv preprint arXiv:2206.04615*.
- Megha Srivastava, Tatsunori Hashimoto, and Percy Liang. 2020. Robustness to spurious correlations via human annotations. In *International Conference on Machine Learning*, pages 9109–9119. PMLR.
- Damien Teney, Yong Lin, Seong Joon Oh, and Ehsan Abbasnejad. 2022. Id and ood performance are sometimes inversely correlated on real-world datasets. *arXiv preprint arXiv:2209.00613*.
- Lifu Tu, Garima Lalwani, Spandana Gella, and He He. 2020. An empirical study on robustness to spurious correlations using pre-trained language models.

- Transactions of the Association for Computational Linguistics*, 8:621–633.
- Thuy Vu, Shahram Khadivi, Dinh Phung, and Gholamreza Haffari. 2022. Domain generalisation of nmt: Fusing adapters with leave-one-domain-out training. In *Findings of the Association for Computational Linguistics: ACL 2022*, pages 582–588.
- Alex Wang, Yada Pruksachatkun, Nikita Nangia, Amanpreet Singh, Julian Michael, Felix Hill, Omer Levy, and Samuel Bowman. 2019a. Superglue: A stickier benchmark for general-purpose language understanding systems. *Advances in neural information processing systems*, 32.
- Alex Wang, Amanpreet Singh, Julian Michael, Felix Hill, Omer Levy, and Samuel R. Bowman. 2019b. [GLUE: A multi-task benchmark and analysis platform for natural language understanding](#). In *International Conference on Learning Representations*.
- Boxin Wang, Chejian Xu, Shuohang Wang, Zhe Gan, Yu Cheng, Jianfeng Gao, Ahmed Hassan Awadallah, and Bo Li. 2021a. [Adversarial GLUE: A multi-task benchmark for robustness evaluation of language models](#). In *Thirty-fifth Conference on Neural Information Processing Systems Datasets and Benchmarks Track (Round 2)*.
- Jindong Wang, Cuiling Lan, Chang Liu, Yidong Ouyang, Tao Qin, Wang Lu, Yiqiang Chen, Wenjun Zeng, and Philip Yu. 2022. Generalizing to unseen domains: A survey on domain generalization. *IEEE Transactions on Knowledge and Data Engineering*.
- Xuezhi Wang, Haohan Wang, and Diyi Yang. 2021b. Measure and improve robustness in nlp models: A survey. *arXiv preprint arXiv:2112.08313*.
- Zhao Wang and Aron Culotta. 2021. Robustness to spurious correlations in text classification via automatically generated counterfactuals. In *AAAI*.
- Zhiguo Wang, Wael Hamza, and Radu Florian. 2017. Bilateral multi-perspective matching for natural language sentences. In *Proceedings of the 26th International Joint Conference on Artificial Intelligence*, pages 4144–4150.
- Florian Wenzel, Andrea Dittadi, Peter Vincent Gehler, Carl-Johann Simon-Gabriel, Max Horn, Dominik Zietlow, David Kernert, Chris Russell, Thomas Brox, Bernt Schiele, et al. 2022. Assaying out-of-distribution generalization in transfer learning. *arXiv preprint arXiv:2207.09239*.
- Adina Williams, Nikita Nangia, and Samuel R Bowman. 2017. A broad-coverage challenge corpus for sentence understanding through inference. *arXiv preprint arXiv:1704.05426*.
- Tongshuang Wu, Marco Tulio Ribeiro, Jeffrey Heer, and Daniel S Weld. 2021. Polyjuice: Generating counterfactuals for explaining, evaluating, and improving models. *arXiv preprint arXiv:2101.00288*.
- Liang Xu, Hai Hu, Xuanwei Zhang, Lu Li, Chenjie Cao, Yudong Li, Yechen Xu, Kai Sun, Dian Yu, Cong Yu, et al. 2020. Clue: A chinese language understanding evaluation benchmark. *arXiv preprint arXiv:2004.05986*.
- Liang Xu, Xiaojing Lu, Chenyang Yuan, Xuanwei Zhang, Huilin Xu, Hu Yuan, Guoao Wei, Xiang Pan, Xin Tian, Libo Qin, et al. 2021. Fewclue: A chinese few-shot learning evaluation benchmark. *arXiv preprint arXiv:2107.07498*.
- Jingkang Yang, Pengyun Wang, Dejian Zou, Zitang Zhou, Kunyuan Ding, WENXUAN PENG, Haoqi Wang, Guangyao Chen, Bo Li, Yiyu Sun, Xuefeng Du, Kaiyang Zhou, Wayne Zhang, Dan Hendrycks, Yixuan Li, and Ziwei Liu. 2022. [OpenOOD: Benchmarking generalized out-of-distribution detection](#). In *Thirty-sixth Conference on Neural Information Processing Systems Datasets and Benchmarks Track*.
- Linyi Yang, Jiazheng Li, Pádraig Cunningham, Yue Zhang, Barry Smyth, and Ruihai Dong. 2021. [Exploring the efficacy of automatically generated counterfactuals for sentiment analysis](#). In *Proceedings of the 59th Annual Meeting of the Association for Computational Linguistics and the 11th International Joint Conference on Natural Language Processing (Volume 1: Long Papers)*, pages 306–316, Online. Association for Computational Linguistics.
- Zhilin Yang, Zihang Dai, Yiming Yang, Jaime Carbonell, Russ R Salakhutdinov, and Quoc V Le. 2019. [Xlnet: Generalized autoregressive pretraining for language understanding](#). In *Advances in Neural Information Processing Systems*, volume 32. Curran Associates, Inc.
- Li Zhang, Steven R Wilson, and Rada Mihalcea. 2018. Multi-label transfer learning for multi-relational semantic similarity. *arXiv preprint arXiv:1805.12501*.
- Xiang Zhang, Junbo Zhao, and Yann LeCun. 2015. Character-level convolutional networks for text classification. *Advances in neural information processing systems*, 28:649–657.
- Yanan Zheng, Jing Zhou, Yujie Qian, Ming Ding, Chonghua Liao, Li Jian, Ruslan Salakhutdinov, Jie Tang, Sebastian Ruder, and Zhilin Yang. 2022. [FewNLU: Benchmarking state-of-the-art methods for few-shot natural language understanding](#). In *Proceedings of the 60th Annual Meeting of the Association for Computational Linguistics (Volume 1: Long Papers)*, pages 501–516, Dublin, Ireland. Association for Computational Linguistics.
- Yinhe Zheng, Guanyi Chen, and Minlie Huang. 2020. Out-of-domain detection for natural language understanding in dialog systems. *IEEE/ACM Transactions on Audio, Speech, and Language Processing*, 28:1198–1209.

A Appendix: Data Collection

We derive our COLA-OOD dataset from the Public High School English Exams. The original multi-choice fill-in tests are converted into COLA-style, with correct answers as positive examples and incorrect answers as negative examples. We collect the data from publicly available internet resources, and the original open-access materials can be found from the following link <https://www.koolearn.com/shiti>.

B Appendix: Hyper-Parameters

We performed grid search for each task, and kept the best-performing checkpoint in ID datasets and tested their performance on their corresponding OOD datasets. The hyperparameters used by these weights can be seen in Table 7.

C Appendix: Domain Distributions

We evaluate distribution shifts between different datasets in terms of Maximum Mean Discrepancy(MMD) and Word Overlap Rate. MMD distance focuses on the semantic distribution shift between datasets, while Word Overlap Rate pays more attention to superficial similarity.

C.1 Word Overlap

The similarity between datasets of In-distribution datasets and Out-of-distribution datasets are shown in Figure 3.

C.2 MMD Distance

The MMD distance between ID and OOD datasets are shown in Figure 4 for each task including in GLUE-X. When computing the MMD distance of two datasets, we sample the same number of samples in both datasets and feed them into a pre-trained language model(e.g. RoBERTA-base) to extract their semantic features, which are used to compute MMD. It is hard to calculate MMD by all samples in the datasets due to the limitation of computing resource. As a result, we sample multiple times to get an average MMD sample score to estimate MMD distance of two datasets. The

calculation of MMD is shown as follows:

$$\begin{aligned} \text{MMD}^2[\mathcal{F}, X, Y] &= \frac{1}{m(m-1)} \sum_{i \neq j}^m k(x_i, x_j) \\ &+ \frac{1}{n(n-1)} \sum_{i \neq j}^n k(y_i, y_j) - \frac{2}{mn} \sum_{i,j=1}^{m,n} k(x_i, y_j) \end{aligned} \quad (3)$$

\mathcal{F} is a MMD function class, i and j represents the batch of instances sampled from different distributions. m and n are the size of i and j .

D Appendix: The Correlation between ID and OOD Performance

To better show the correlation between ID and OOD performance, we provide the histogram as shown in Figure 5. In general, we find that the overall performance of ID and OOD test show a linear correlation for both discriminative models and generative models. In addition to the overall performance, we look at task-level performance at a more granular level in Figure 6. As shown in Figure 6, we find that the linear correlation does not exist for every task. For example, the linear correlation is extremely weak for MRPC and QQP, where the OOD accuracy is relatively low. While the pearson correlation becomes significant when it comes to STSB and QNLI.

E Appendix: The In-domain Evaluation Results

Following (Wang et al., 2019b), we report the in-domain evaluation results in Table 8. In general, we find that T5-large achieves the best average performance over seven tasks. Note that we report the results by evaluating models on the validation set provided by GLUE.

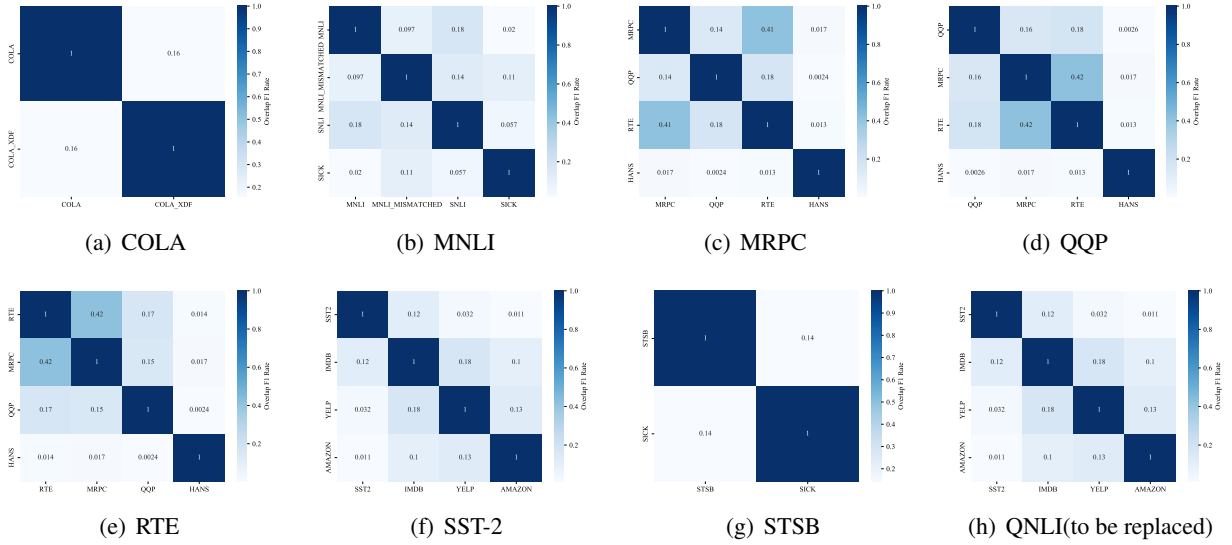


Figure 3: The word-level overlap between the training set and test set for each task.

Model	SST2	MNLi	RTE	MRPC	QQP	STSB	COLA
T5-large	1e-4/32	1e-4/32	1e-4/16	2e-4/80	1e-4/32	1e-4/32	1e-4/32
RoBERTa-large	3e-05/128	3e-05/128	3e-05/128	2e-05/16	3e-05/128	2e-05/16	2e-05/16
BART-large	2e-05/64	2e-05/64	2e-05/64	2e-05/32	2e-05/64	2e-05/30	2e-05/32
XLNet-large	2e-05/64	2e-05/64	2e-05/64	1e-05/16	2e-05/64	2e-05/64	2e-05/16
T5-base	2e-4/128	2e-4/128	1e-4/8	2e-4/128	2e-4/128	1e-4/32	1e-4/32
RoBERTa-base	3e-05/256	3e-05/256	2e-05/32	3e-05/256	3e-05/256	3e-05/256	2e-05/16
GPT2-large	2e-05/32	2e-05/32	2e-05/32	3e-05/32	2e-05/32	2e-05/32	2e-05/32
BERT-large	3e-05/128	3e-05/128	2e-05/16	2e-05/16	3e-05/128	2e-05/32	2e-05/16
BART-base	2e-05/96	2e-05/96	2e-05/16	3e-05/32	2e-05/96	2e-05/16	2e-05/24
ALBERT-base	3e-05/256	3e-05/256	3e-05/256	2e-05/16	3e-05/256	2e-05/32	2e-05/32
BERT-base	3e-05/256	3e-05/32	3e-05/32	3e-05/32	3e-05/256	2e-05/16	2e-05/16
XLNet-base	2e-05/256	2e-05/256	1e-05/16	2e-05/256	2e-05/256	2e-05/32	1e-05/32
GPT2-medium	2e-05/96	2e-05/16	3e-05/32	3e-05/16	2e-05/96	3e-05/32	2e-05/16
DistilBERT-base	3e-05/16	2e-05/32	2e-05/16	2e-05/16	3e-05/256	2e-05/16	2e-05/16
T5-small	2e-4/256	2e-4/256	3e-4/16	2e-4/256	2e-4/256	2e-4/256	3e-4/16
GPT2	2e-05/32	2e-05/32	2e-05/32	2e-05/32	2e-05/128	2e-05/128	3e-05/32

Table 7: The hyper-parameter setting for each task, including the learning rate and batch size.

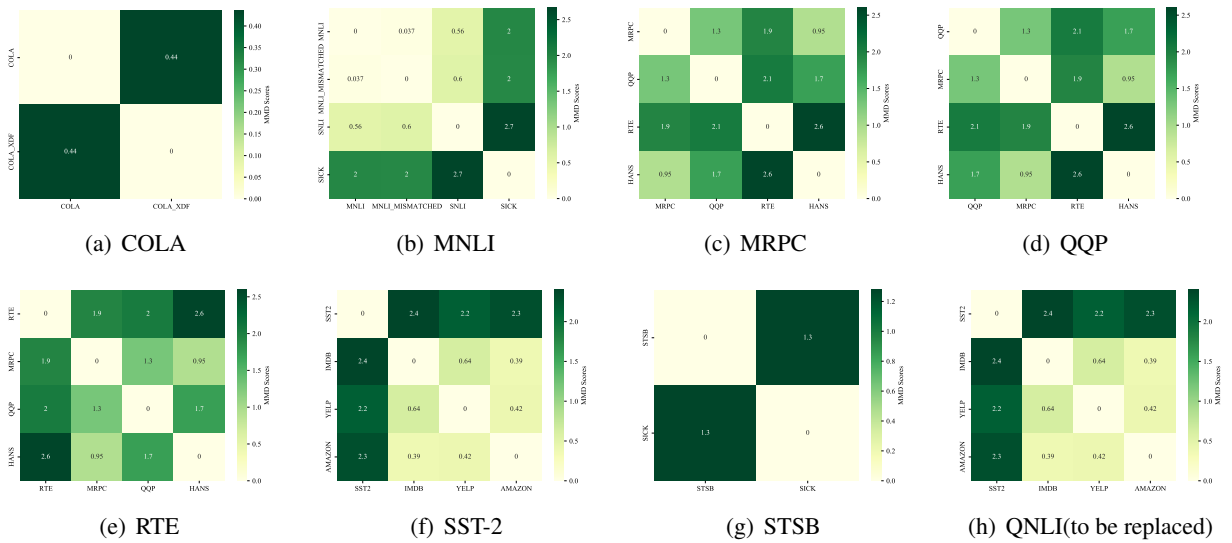


Figure 4: The MMD Scores between the training set and test set for each task. Lower MMD score means the higher correlation between datasets.

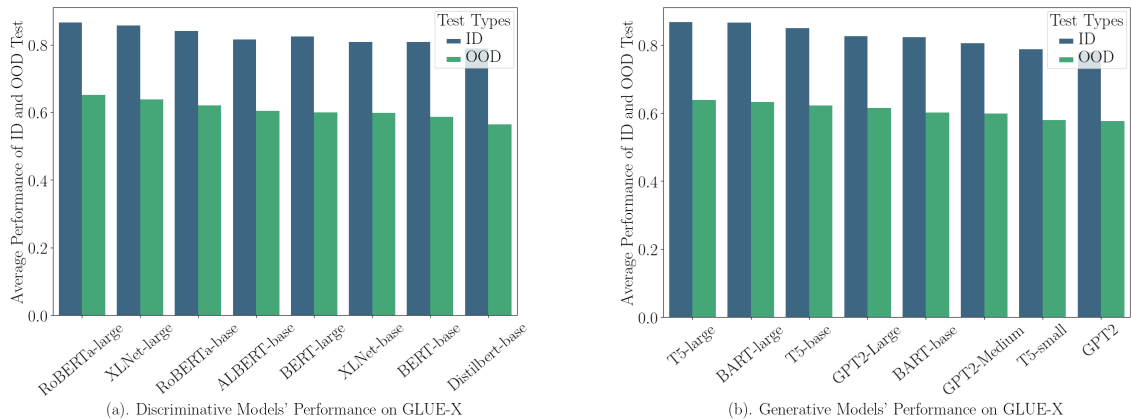
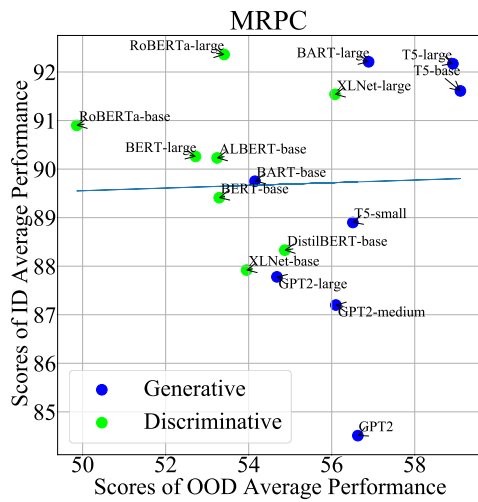


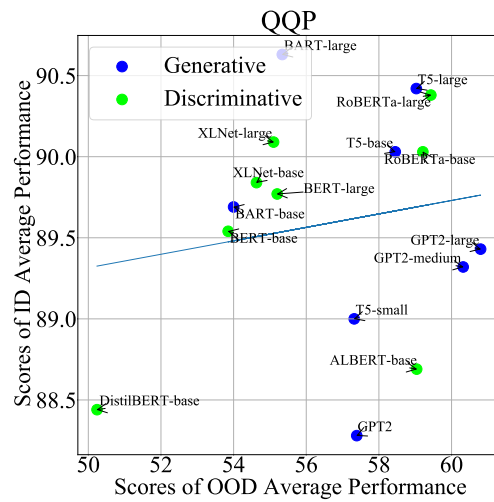
Figure 5: The comparison of ID and OOD performance evaluated on GLUE-X. The left and right sub-figures show the results of discriminative models and generative models, respectively.

Model	SST-2	MNLI	RTE	MRPC	QQP	STSB	COLA	Average	Parameters
T5-large	95.87	89.15	87.73	92.17	90.42	87.81	63.81	86.71	737.67
RoBERTa-large	95.99	89.53	85.56	92.36	90.38	86.68	65.69	86.60	355.36
BART-large	95.18	88.79	87.00	92.21	90.63	86.81	65.29	86.56	406.29
XLNet-large	95.41	89.14	84.48	91.54	90.09	86.13	62.63	85.63	360.27
T5-base	94.84	86.69	83.39	91.61	90.03	86.7	61.75	85.00	222.90
RoBERTa-base	95.07	87.27	76.53	90.90	90.03	85.47	63.25	84.08	124.65
GPT2-large	93.69	85.48	77.26	87.78	89.43	84.75	60.06	82.64	774.03
BERT-large	94.38	85.97	70.76	90.26	89.77	83.55	62.46	82.45	335.14
BART-base	93.81	85.76	76.17	89.75	89.69	84.87	55.82	82.27	139.42
ALBERT-base	92.55	83.91	74.37	90.23	88.69	84.30	57.25	81.61	11.68
BERT-base	92.89	83.63	66.79	89.41	89.54	83.71	59.88	80.83	109.48
XLNet-base	94.61	86.83	68.59	87.92	89.84	83.94	53.67	80.77	116.72
GPT2-medium	94.04	85.38	70.04	87.20	89.32	83.75	54.47	80.60	354.82
DistilBERT-base	91.17	82.20	65.34	88.33	88.44	82.28	54.59	78.91	66.36
T5-small	91.17	83.28	70.40	88.90	89.00	85.15	44.10	78.86	60.51
GPT2	90.94	82.63	69.31	84.51	88.28	82.39	47.29	77.91	124.44

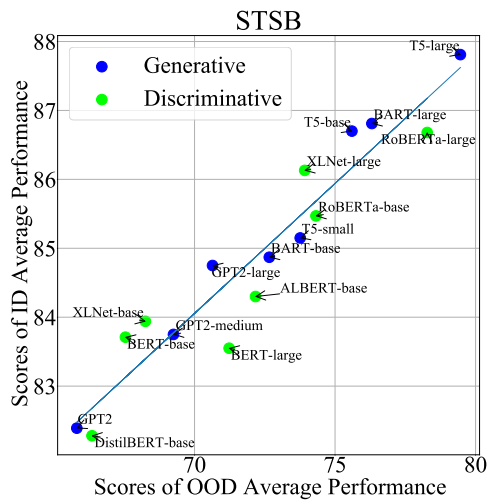
Table 8: Detailed results of in-domain test on each task sorted by the average performance.



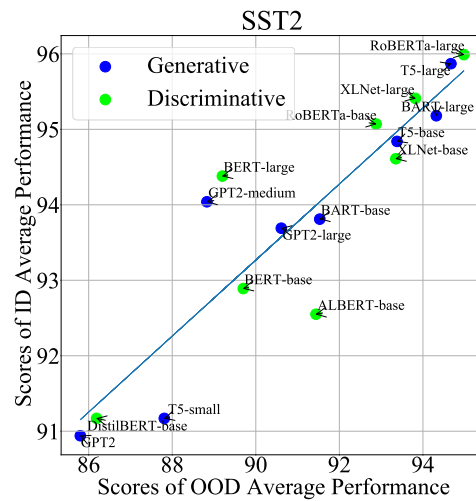
(a) MRPC



(b) QQP



(c) STSB



(d) QNLI(to be replaced)

Figure 6: The correlation between the ID and OOD performance for each task involving in GLUE-X.