

Imprint of quark flavor violating SUSY in $h(125)$ decays at future lepton colliders

Keisho Hidaka,^{a,*} Helmut Eberl^b and Elena Ginina^b

^a*Department of Physics, Tokyo Gakugei University,
Koganei, Tokyo 184-8501, Japan*

^b*Institut für Hochenergiephysik der Österreichischen Akademie der Wissenschaften,
A-1050 Vienna, Austria
E-mail: hidaka@u-gakugei.ac.jp, helmut.eberl@oeaw.ac.at,
elena.ginina@oeaw.ac.at*

We study the CP-even neutral Higgs boson decays $h \rightarrow c\bar{c}, b\bar{b}, b\bar{s}, \gamma\gamma, gg$ in the Minimal Supersymmetric Standard Model (MSSM) with general quark flavor violation (QFV), identifying the h as the Higgs boson with a mass of 125 GeV. We compute the widths of the h decays to $c\bar{c}, b\bar{b}, b\bar{s}(s\bar{b})$ at full one-loop level. For the loop-induced h decays to photon photon and gluon gluon we compute the widths at NLO QCD level. *For the first time*, we perform a systematic MSSM parameter scan including Supersymmetric (SUSY) QFV parameters respecting all the relevant constraints, i.e. theoretical constraints from vacuum stability conditions and experimental constraints, such as those from K- and B-meson data, electroweak precision data, and the 125 GeV Higgs boson data from recent LHC experiments, as well as the limits on SUSY particle masses from the LHC experiment. We also take into account the expected SUSY particle mass limits from the future HL-LHC experiment in our analysis. *In strong contrast to the usual studies in the MSSM with quark flavor conservation*, we find that the deviations of these MSSM decay widths from the Standard Model (SM) values can be quite sizable and that there are significant correlations among these deviations. All of these sizable deviations in the h decays are due to (i) large charm-stop mixing and large charm/stop involved trilinear couplings $T_{U23}, T_{U32}, T_{U33}$, (ii) large strange-sbottom mixing and large strange/sbottom involved trilinear couplings $T_{D23}, T_{D32}, T_{D33}$ and (iii) large bottom Yukawa coupling Y_b for large $\tan\beta$ and large top Yukawa coupling Y_t . Future lepton colliders such as ILC, CLIC, CEPC, FCC-ee and MuC can observe such sizable deviations from the SM at high signal significance *even after* the failure of SUSY particle discovery at the HL-LHC. In case the deviation pattern shown here is really observed at the lepton colliders, then it would strongly suggest the discovery of QFV SUSY (the MSSM with general QFV).

*41st International Conference on High Energy physics - ICHEP2022
6-13 July, 2022
Bologna, Italy*

*Speaker

1. Introduction

What is the SM-like Higgs boson discovered at LHC? It can be the SM Higgs boson. It can be a Higgs boson of New Physics. This is one of the most important issues in the present particle physics field. Here we study a possibility that it is the lightest Higgs boson h^0 of the Minimal Supersymmetric Standard Model (MSSM), focusing on the decays $h^0(125) \rightarrow c\bar{c}, b\bar{b}, b\bar{s}, \gamma\gamma, gg$. This work is based on the update of our previous papers [1–3] and contains substantial new findings.

2. Key parameters of the MSSM

Key parameters in this study are Supersymmetric (SUSY) quark flavor violating (QFV) parameters $M_{Q_u 23}^2 (\simeq M_{Q 23}^2)$, $M_{U 23}^2$, $T_{U 23}$, $T_{U 32}$, $M_{Q 23}^2$, $M_{D 23}^2$, $T_{D 23}$ and $T_{D 32}$ which describe the $\tilde{c}_L - \tilde{t}_L$, $\tilde{c}_R - \tilde{t}_R$, $\tilde{c}_R - \tilde{t}_L$, $\tilde{c}_L - \tilde{t}_R$, $\tilde{s}_L - \tilde{b}_L$, $\tilde{s}_R - \tilde{b}_R$, $\tilde{s}_R - \tilde{b}_L$, and $\tilde{s}_L - \tilde{b}_R$ mixing, respectively. The quark flavor conserving (QFC) parameters $T_{U 33}$ and $T_{D 33}$ which induce the $\tilde{t}_L - \tilde{t}_R$ and $\tilde{b}_L - \tilde{b}_R$ mixing, respectively, also play an important role in this study. All the parameters in this study are assumed to be real, except the CKM matrix. We also assume that R-parity is conserved and that the lightest neutralino $\tilde{\chi}_1^0$ is the lightest SUSY particle (LSP).

3. Constraints on the MSSM

In our study, *for the first time*, we perform a systematic MSSM-parameter scan including SUSY QFV parameters respecting all the relevant constraints, i.e. the theoretical constraints from vacuum stability conditions and the experimental constraints, such as those from K - and B -meson data and electroweak precision data, as well as the limits on SUSY particle (sparticle) masses and the H^0 mass and coupling data from LHC experiments. Here H^0 is the discovered SM-like Higgs boson which we identify as the lightest CP even neutral Higgs boson h^0 in the MSSM. The details of these constraints are summarized in Ref. [4]¹.

4. Parameter scan

We compute the decay widths $\Gamma(h^0 \rightarrow c\bar{c})$, $\Gamma(h^0 \rightarrow b\bar{b})$ and $\Gamma(h^0 \rightarrow b\bar{s}/\bar{b}s)$ at full 1-loop level and the loop-induced decay widths $\Gamma(h^0 \rightarrow \gamma\gamma)$ and $\Gamma(h^0 \rightarrow gg)$ at NLO QCD level in the MSSM with QFV [1–3]. We perform the MSSM parameter scan for these decay widths respecting all the relevant constraints mentioned above. We generate the input parameter points by using random numbers in the ranges shown in Table 1 of Ref. [4]. All input parameters are $\overline{\text{DR}}$ parameters defined at scale $Q = 1$ TeV, except $m_{A(\text{pole})}$ which is the pole mass of the CP odd Higgs boson A^0 . We don't assume a GUT relation for the gaugino masses M_1, M_2, M_3 .

From 377180 input points generated in the scan, 3208 points survived all the constraints. We show these survival points in the scatter plot in this article.

¹The recent W boson mass (m_W) data from CDF II [5] is quite inconsistent with the other experimental data. This issue of the m_W anomaly is not yet settled. Hence, we do not take into account this m_W constraint on the MSSM parameters in our analysis.

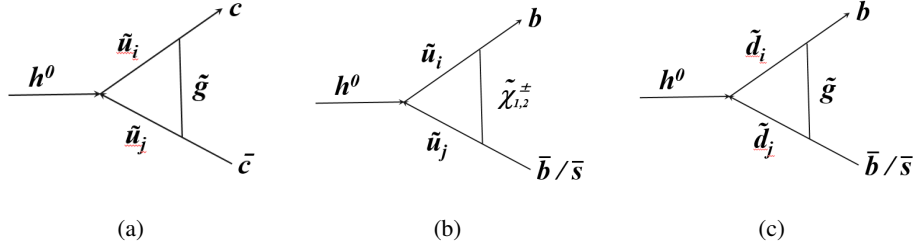


Figure 1: (a) The \tilde{u}_i - \tilde{g} loop corrections to $\Gamma(h^0 \rightarrow c\bar{c})$, (b) the \tilde{u}_i - $\tilde{\chi}_{1,2}^\pm$ loop and (c) the \tilde{d}_i - \tilde{g} loop corrections to $\Gamma(h^0 \rightarrow b\bar{b}/\bar{b}\bar{s})$.

5. $h^0(125) \rightarrow c\bar{c}, b\bar{b}, b\bar{s}$ in the MSSM

We compute the decay widths $\Gamma(h^0 \rightarrow c\bar{c})$, $\Gamma(h^0 \rightarrow b\bar{b})$ and $\Gamma(h^0 \rightarrow b\bar{s}/\bar{b}s)$ at full 1-loop level in the \overline{DR} renormalization scheme in the MSSM with QFV using Fortran codes developed by us [1, 2]. We find that large squark trilinear couplings $T_{U23,32,33}$, $T_{D23,32,33}$, large M_{Q23}^2 , M_{U23}^2 , M_{D23}^2 , large bottom Yukawa coupling Y_b for large $\tan\beta$, and large top Yukawa coupling Y_t can lead to large MSSM 1-loop corrections to these widths, resulting in large deviation of these MSSM widths from their SM values.

Main MSSM 1-loop corrections to $\Gamma(h^0 \rightarrow c\bar{c})$ stem from the lighter up-type squarks ($\tilde{u}_{1,2,3}$) - gluino (\tilde{g}) loops at the decay vertex, where $\tilde{u}_{1,2,3}$ are strong $\tilde{c}_{L,R}$ - $\tilde{t}_{L,R}$ mixtures (see Fig. 1(a)). The large $T_{U23,32,33}$ can enhance the $h^0 - \tilde{u}_i - \tilde{u}_j$ couplings, resulting in enhancement of the \tilde{u}_i - \tilde{g} loop corrections to $\Gamma(h^0 \rightarrow c\bar{c})$.

Main MSSM 1-loop corrections to $\Gamma(h^0 \rightarrow b\bar{b})$ and $\Gamma(h^0 \rightarrow b\bar{s}/\bar{b}s)$ stem from (i) $\tilde{u}_{1,2,3}$ - chargino ($\tilde{\chi}_{1,2}^\pm$) loops at the decay vertex which have $h^0 - \tilde{u}_i - \tilde{u}_j$ couplings to be enhanced by large $T_{U23,32,33}$ (see Fig. 1(b)) and (ii) $\tilde{d}_{1,2,3}$ - \tilde{g} loops at the decay vertex, where $\tilde{d}_{1,2,3}$ are strong $\tilde{s}_{L,R}$ - $\tilde{b}_{L,R}$ mixtures (see Fig. 1(c)). The large $T_{U23,32,33}$ and $T_{D23,32,33}$ can enhance the $\tilde{u}_i - \tilde{\chi}_{1,2}^\pm$ and $\tilde{d}_i - \tilde{g}$ loop corrections to $\Gamma(h^0 \rightarrow b\bar{b})$, $\Gamma(h^0 \rightarrow b\bar{s}/\bar{b}s)$, respectively.

We define the deviation of the MSSM width from the SM width as $DEV(X) \equiv \Gamma(h^0 \rightarrow X\bar{X})_{MSSM}/\Gamma(h^0 \rightarrow X\bar{X})_{SM} - 1$, ($X=c,b$). $DEV(X)$ is related with the coupling modifier $\kappa_X \equiv C(h^0 X\bar{X})_{MSSM}/C(h^0 X\bar{X})_{SM}$ as $DEV(X) = \kappa_X^2 - 1$.

In Fig. 2 we show the scatter plot in the $DEV(c)$ - $DEV(b)$ plane obtained from the MSSM parameter scan described above, respecting all the relevant constraints shown in Section 3. We see that $DEV(c)$ and $DEV(b)$ can be quite large simultaneously: $DEV(c)$ can be as large as $\sim \pm 60\%$ and $DEV(b)$ can be as large as $\sim \pm 20\%$. ILC together with HL-LHC can observe such large deviations from SM at high significance [6].

We have found that the deviation of the width ratio $\Gamma(h^0 \rightarrow b\bar{b})/\Gamma(h^0 \rightarrow c\bar{c})$ in the MSSM from the SM value can exceed +100%.

From our MSSM parameter scan we find that QFV decay branching ratio $B(h^0 \rightarrow bs) \equiv B(h^0 \rightarrow b\bar{s}) + B(h^0 \rightarrow \bar{b}s)$ can be as large as $\sim 0.2\%$ (see also [7]) while it is almost zero in the SM. The ILC250/500/1000 sensitivity to this branching ratio could be $\sim 0.1\%$ at 4σ signal significance [8]. Note that LHC and HL-LHC sensitivity should not be so good due to huge QCD background. From the scan we find that $B(h^0 \rightarrow bs)$ can be large for large $|T_{D23}|$ and $|T_{D32}|$ being

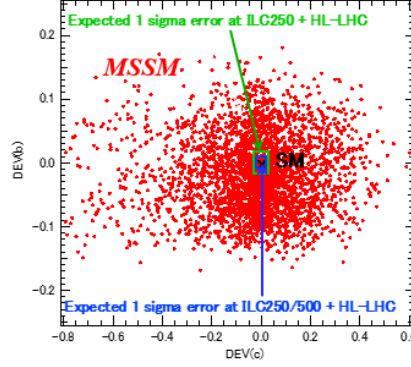


Figure 2: The scatter plot in the $\text{DEV}(c)$ - $\text{DEV}(b)$ plane obtained from the MSSM parameter scan described in Section 4. "X" marks the SM point. The green and blue box indicate the expected 1σ error at [ILC250 + HL-LHC] and [ILC250/500 + HL-LHC], respectively [6].

the size of the $\tilde{s}_R - \tilde{b}_L$ and $\tilde{s}_L - \tilde{b}_R$ mixing parameter, respectively.

6. $h^0(125) \rightarrow \gamma\gamma, gg$ in the MSSM

We compute the widths of the loop-induced h^0 decay to $\gamma\gamma$ and gg at NLO QCD level [3]. From our MSSM parameter scan, we find (i) $\text{DEV}(\gamma)$ and $\text{DEV}(g)$ can be sizable simultaneously: $\text{DEV}(\gamma)$ and $\text{DEV}(g)$ can be as large as $\sim \pm 1\%$ and $\sim \pm 4\%$, respectively. (ii) There is a very strong correlation between $\text{DEV}(\gamma)$ and $\text{DEV}(g)$. (iii) The deviation of the width ratio $\Gamma(h^0 \rightarrow \gamma\gamma)/\Gamma(h^0 \rightarrow gg)$ in the MSSM from the SM value can be as large as $\sim \pm 5\%$. (iv) ILC250/500 together with HL-LHC can observe such large deviations from SM at fairly high significance [6], except $\text{DEV}(\gamma)$.

7. Benchmark scenario

In our analysis we also take into account the expected sparticle mass limits from the future HL-LHC experiment. From the allowed MSSM parameter points in the scan, we have selected a benchmark point P1 shown in Table 1 which satisfies also all the expected sparticle mass limits (including $(m_{A/H^+}, \tan\beta)$ limits) from negative sparticle-search in the HL-LHC experiment [9, 10]. The resulting physical masses of the particles are shown in Table 2. In Fig. 3 we show the contour plot of $\text{DEV}(c)$ around P1 in the T_{U32} - M_{U23}^2 plane. We find that $\text{DEV}(c)$ can be very large (about -30% to 10%) in the sizable region allowed by all the constraints including the expected sparticle mass limits from the future HL-LHC experiment. For $\text{DEV}(b)$, $\text{DEV}(g)$ and $\text{DEV}(\gamma)$ we have obtained similar results to those presented in Sections 5 and 6. We have also found that $B(h^0 \rightarrow bs)$ is sizable ($\sim 0.1\%$) in the allowed region of the T_{U32} - M_{U23}^2 plane.

8. Conclusion

We have studied the decays $h^0(125) \rightarrow c\bar{c}, b\bar{b}, b\bar{s}, \gamma\gamma, gg$ in the MSSM with general QFV. *For the first time*, we have performed the systematic MSSM parameter scan respecting all of the relevant

Table 1: The MSSM parameters for the reference point P1 (in units of GeV or GeV^2 except for $\tan\beta$). All parameters are defined at scale $Q = 1$ TeV, except $m_A(\text{pole})$. The parameters that are not shown here are taken to be zero.

$\tan\beta$	M_1	M_2	M_3	μ	$m_A(\text{pole})$
33	1660	765	4615	870	5325
M_{Q22}^2	M_{Q33}^2	M_{Q23}^2	M_{U22}^2	M_{U33}^2	M_{U23}^2
3975^2	3160^2	920^2	3465^2	1300^2	795^2
M_{D22}^2	M_{D33}^2	M_{D23}^2	T_{U23}	T_{U32}	T_{U33}
2620^2	2425^2	-1625^2	-2040	-1880	-4945
T_{D23}	T_{D32}	T_{D33}	T_{E33}		
-2360	1670	-2395	-300		

M_{Q11}^2	M_{U11}^2	M_{D11}^2	M_{L11}^2	M_{L22}^2	M_{L33}^2	M_{E11}^2	M_{E22}^2	M_{E33}^2
4500^2	4500^2	4500^2	1500^2	1500^2	1500^2	1500^2	1500^2	1500^2

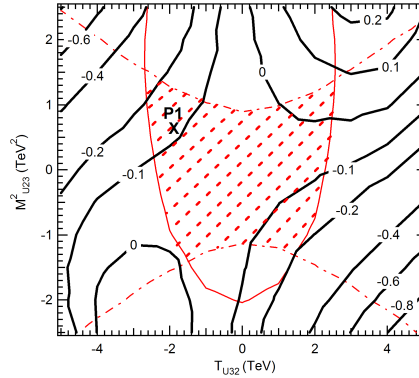


Figure 3: Contour plot of $\text{DEV}(c)$ around P1 in the T_{U32} - M_{U23}^2 plane. "X" marks P1. The red hatched region is allowed by all the constraints including the expected particle mass limits from HL-LHC.

theoretical and experimental constraints. *In strong contrast to* the usual studies in the MSSM with quark flavor conservation, we have found that the deviations of these MSSM decay widths from the SM values can be quite sizable. Future lepton colliders such as ILC, CLIC, CEPC, FCC-ee and MuC can observe such sizable deviations from the SM at high signal significance *even after* the failure of SUSY particle discovery at the HL-LHC. In case the deviation pattern shown here is really observed at the lepton colliders, then it would strongly suggest the discovery of QFV SUSY (the MSSM with general QFV).

Table 2: Physical masses in GeV of the particles for the scenario of Table 1.

$m_{\tilde{\chi}_1^0}$	$m_{\tilde{\chi}_2^0}$	$m_{\tilde{\chi}_3^0}$	$m_{\tilde{\chi}_4^0}$	$m_{\tilde{\chi}_1^+}$	$m_{\tilde{\chi}_2^+}$
781	882	911	1669	782	914

m_{h^0}	m_{H^0}	m_{A^0}	m_{H^\pm}
124	5325	5325	5359

$m_{\tilde{g}}$	$m_{\tilde{u}_1}$	$m_{\tilde{u}_2}$	$m_{\tilde{u}_3}$	$m_{\tilde{u}_4}$	$m_{\tilde{u}_5}$	$m_{\tilde{u}_6}$
4424	868	3011	3331	3877	4402	4402

$m_{\tilde{d}_1}$	$m_{\tilde{d}_2}$	$m_{\tilde{d}_3}$	$m_{\tilde{d}_4}$	$m_{\tilde{d}_5}$	$m_{\tilde{d}_6}$
1705	2833	3010	3877	4397	4403

$m_{\tilde{\nu}_1}$	$m_{\tilde{\nu}_2}$	$m_{\tilde{\nu}_3}$	$m_{\tilde{l}_1}$	$m_{\tilde{l}_2}$	$m_{\tilde{l}_3}$	$m_{\tilde{l}_4}$	$m_{\tilde{l}_5}$	$m_{\tilde{l}_6}$
1509	1509	1528	1489	1489	1509	1512	1512	1545

References

- [1] A. Bartl, H. Eberl, E. Ginina, K. Hidaka and W. Majerotto, Phys. Rev. D 91 (2015) 015007 [arXiv:1411.2840 [hep-ph]].
- [2] H. Eberl, E. Ginina, A. Bartl, K. Hidaka and W. Majerotto, JHEP 06 (2016) 143 [arXiv:1604.02366 [hep-ph]].
- [3] H. Eberl, K. Hidaka and E. Ginina, Int. J. Mod. Phys. A34 (2019) 1950120 [arXiv:1812.08010 [hep-ph]].
- [4] H. Eberl, K. Hidaka, E. Ginina and A. Ishikawa, Phys. Rev. D104 (2021) 7, 075025 [arXiv:2106.15228 [hep-ph]].
- [5] T. Aaltonen et al. (CDF Collaboration), Science 376 (2022) 170.
- [6] K. Fujii et al. [LCC Physics Working Group], arXiv:1908.11299 [hep-ex].
- [7] M.E. Gómez et al., Phys. Rev. D93 (2016) 095021 [arXiv:1511.04342[hep-ph]].
- [8] Private communication with Junping Tian; See also D. Barducci and A.J. Helmboldt, JHEP 12 (2017) 105 [arXiv:1710.06657[hep-ph]].
- [9] X. Cid Vidal et al., "Report from Working Group 3: Beyond the Standard Model physics at the HL-LHC and HE-LHC", CERN Yellow Rep: Monogr. 7 (2019) 585-865 [arXiv:1812.07831 [hep-ph]].
- [10] T. Bose et al., "Report of the Topical Group on Physics Beyond the Standard Model at Energy Frontier for Snowmass 2021", arXiv:2209.13128 [hep-ph].