

# Retrieval-Augmented Generative Question Answering for Event Argument Extraction

Xinya Du

Department of Computer Science  
The University of Texas at Dallas  
xinya.du@utdallas.edu

Heng Ji

Department of Computer Science  
University of Illinois Urbana-Champaign  
hengji@illinois.edu

## Abstract

Event argument extraction has long been studied as a sequential prediction problem with extractive-based methods, tackling each argument in isolation. Although recent work proposes generation-based methods to capture cross-argument dependency, they require generating and post-processing a complicated target sequence (template). Motivated by these observations and recent pretrained language models' capabilities of learning from demonstrations. We propose a retrieval-augmented generative QA model (R-GQA) for event argument extraction. It retrieves the most similar QA pair and augments it as prompt to the current example's context, then decodes the arguments as answers. Our approach outperforms substantially prior methods across various settings (i.e. fully supervised, domain transfer, and few-shot learning). Finally, we propose a clustering-based sampling strategy (JointEnc) and conduct a thorough analysis of how different strategies influence the few-shot learning performance.<sup>1</sup>

## 1 Introduction

Many documents report sequences of events corresponding to common situations in the real world. Arguments of different roles provide fine-grained understanding of the event (e.g. INDIVIDUALS, ORGANIZATIONS, LOCATIONS) and also influence the determination of the event type (Grishman, 2019). As compared to detecting the trigger (usually verbs) of an event, extracting arguments involve recognizing mention spans (consisting of multiple words) of various roles across sentences (Jurafsky and Martin, 2018). We list an example in Figure 1, given the context and the event type (*nomination*), all arguments for the three roles (i.e PERSON, POSITION, AGENT) should be extracted.

<sup>1</sup>The implementations will be released at <https://github.com/xinyadu/RGQA>.

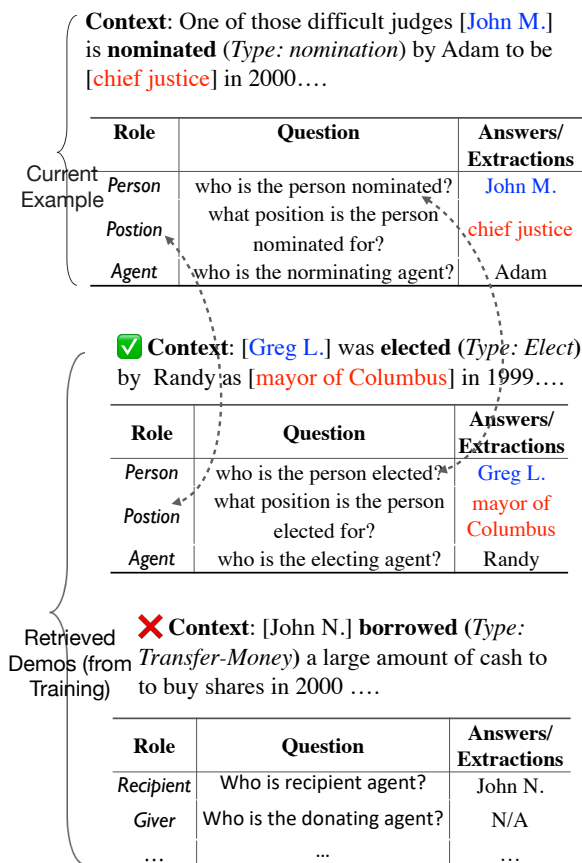


Figure 1: Current/test example's context and question for each role have great similarities to the retrieved demonstrations (context and QA pairs).

To overcome the error propagation of extractive models (Li et al., 2013; Du and Cardie, 2020b) and efficiently capture the cross-role dependencies, end-to-end template generation-based information extraction approaches (Li et al., 2021; Huang et al., 2021; Du et al., 2021) have been proposed. However, they (1) suffer from the dense output template format (fewer training instances) and cannot fully exploit semantic relations between roles with the constrained templates; (2) are unable to unleash the excellent analogical capability of large pre-trained models (Brown et al., 2020) on similar input-output

pairs to produce extraction results.

Based on our observations in the real circumstances, examples often bear great similarities (in terms of both syntax and semantics) with other examples (Figure 1). In this Figure, we have current input context "... difficult judges John M. is nominated ..." for a nomination event. When searching through examples in the large store (e.g. training set) for *demonstrations* (*input-output pairs*<sup>2</sup>), the two most similar examples' input-output pairs are presented. Both of the retrieved examples' contexts have large semantic similarities with the context of the current example. The first retrieved example's questions (for each role) also match the input examples'. The second example's questions do not. Thus, to help the model determine "how much" to learn from the demonstrations is also important.

Motivated by the weaknesses of previous methods and our observations, we introduce a *retrieval-augmented generative question answering* model (**R-GQA**) for event argument extraction. Firstly, our formulation for event extraction as a generative question answering task enables the model to take advantage of both question answering (exploiting label semantics) and text generation, and there's no need for threshold tuning. We conduct experiments on two settings (1) fully-supervised setting<sup>3</sup> and (2) domain transfer setting<sup>4</sup>. Empirically, our method outperforms previous methods (extraction QA and template generation-based methods) substantially (**Contribution 1**).

To enable our generative model based on large pretrained model to explicitly learn ("reason") from similar demonstrations as prompt, we add to our model a retrieval component. It uses similarity/analogy score to decide how much to rely on retrieved demonstrations. It significantly outperforms the generative QA model (our proposed baseline without the retrieval component) in both settings (**Contribution 2**). What's more, we also investigate various models' performance in the few-shot extraction setting. As far as we know, there's a large variance in terms of performance when the examples for training/evaluation are randomly sampled, causing different methods not comparable. Thus (1) we investigate models' behavior in the few-shot event extraction setting on different sampling strategies (e.g. random, clustering-based) and

how the model performance and distribution distance (between true data and sampled data) correspond; (2) we design a clustering-based sampling strategy (JointEnc), which selects the most representative (unlabeled) examples by leveraging both context & trigger embedding. It is better than random sampling and one-round active learning. Our discussions on sampling methods help improve benchmarking models' few-shot setting performance (**Contribution 3**).

## 2 Problem and Definitions

### Event Ontology, Templates, and Questions

We focus on extracting event arguments from a sequence of words. An event consists of (1) a trigger and the type ( $E$ ) of the event; (2) corresponding arguments  $\{arg_1^E, arg_2^E, \dots\}$  for event type  $E$ . Both the event type and argument roles are pre-defined in the ontology. Apart from the event types and argument roles, the ontology also provides definitions and templates for the argument roles. For example, when  $E = Movement-Transportation-Evacuation$ , the template for the argument roles is provided,

$[arg_1]$  transported  $[arg_2]$  in  $[arg_3]$   
from  $[arg_4]$  place to  $[arg_5]$  place.

Based on the definitions of argument roles and the templates in the ontology, we can generate the natural questions for each argument role based on the mechanism proposed in Du and Cardie (2020b). For example, in this example,  $arg_1$  (TRANSPORTER):"who is responsible for transport",  $arg_2$  (PASSENGER):"who is being transported",  $arg_3$  (VEHICLE):"what is the vehicle used",  $arg_4$  (ORIGIN):"where the transporting originated",  $arg_5$  (DESTINATION):"where the transporting is directed"<sup>5</sup>.

**Demonstrations Store** Brown et al. (2020) proposed to use in-context demonstrations (input-output pairs) as prompt to test the zero-shot performance of large pretrained language models. For our retrieval-augmented approach, we denote the set of demonstrations/prompts to choose from  $ST$ . In this work, we initiate  $ST$  with the training set.<sup>6</sup>

**Data and Sampling Strategy** In the fully-supervised setting, we use the entire training set (1) to train the models; (2) as the demonstration store.

<sup>2</sup>In our QA setting, input consists of the context and question (for each argument role), output consists of the arguments.

<sup>3</sup>train and test both on ACE05 (Dodgington et al., 2004).

<sup>4</sup>train on ACE05 and test on WikiEvent (Li et al., 2021).

<sup>5</sup>For the full list of questions for WikiEvent argument roles, please refer to the Appendix Sec E.

<sup>6</sup>Other external resources can also be added to  $ST$ .

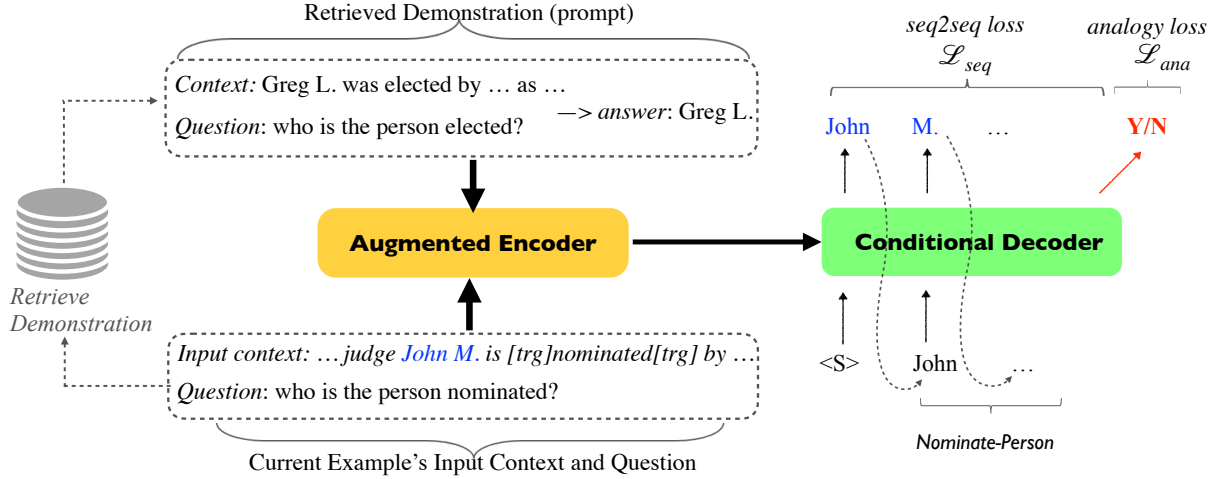


Figure 2: Our Retrieval-Augmented Generative Question Answering Model.

In the few-shot setting, motivated by the need to reduce annotation cost, we assume that there is only a fixed budget for annotating  $K$  examples’ arguments for training, and call the annotated subset  $S_{few}$ . Then we use  $S_{few}$  as both the training set and demonstration store.

### 3 Methodology

We first describe the retrieval-augmented generative question answering model (Figure 2), including (1) the generation model and how to construct the demonstration (prompt) as well as the final input&target sequence; (2) training, decoding, post-processing details; and how they differ from template-generation based models. Then we introduce our clustering-based sampling strategy to diversify the training examples for the few-shot setting.

#### 3.1 Retrieval-Augmented Generative QA

BART (Lewis et al., 2020a) is a large pre-trained encoder-decoder transformer architecture based on Vaswani et al. (2017). Its pretraining objective is to reconstruct the original input sequence (denoising autoencoder). Prior work reports that this objective helps the extraction problems (Li et al., 2021; Du et al., 2022). Thus we use pre-trained BART as our base model. It is presented in Figure 2. For each argument role, the R-GQA model’s input  $\mathbf{x}$  is conditioned on (1) the current example’s context; (2) question for the role and (3) the demonstration store  $ST$ . We will explain the details below. The ground truth sequence  $\mathbf{y}$  is based on the gold-standard argument spans for the current training

instance. The goal is to find  $\hat{\mathbf{y}}$  such that,

$$\hat{\mathbf{y}} = \arg \max_{\mathbf{y}} p(\mathbf{y}|\mathbf{x}) \quad (1)$$

where  $p(\mathbf{y}|\mathbf{x})$  is the conditional log-likelihood of the predicted argument sequence  $\mathbf{y}$  given input  $\mathbf{x}$ .

To construct  $\mathbf{x}$  and  $\mathbf{y}$ , apart from the special tokens in the vocabulary of BART – including the separation token  $[sep]$ , and start/end token of a sequence (i.e.  $<S>$  and  $</S>$ ), we add three new tokens:  $[demo]$ ,  $[trg]$  and  $[sep\_arg]$ . More specifically,  $[demo]$  denotes which part of the input sequence is the demonstration/prompt,  $[trg]$  marks the trigger of the event in the input context,  $[sep\_arg]$  is used as the separator token gold arguments.

Given an example (including context and the event trigger), for each argument role of the event type  $E$ , the input format is as follows, where we instantiate all components to obtain the final **input sequence**:

$$\mathbf{x} = <S> [demo] \text{ Demonstration } [demo] \\ \text{Question } [sep] \text{ Input Context } </S>$$

where “Question” is from the question set derived from respective ontology (Section 2); for “Input Context”, we mark up the current example’s trigger word with  $[trg]$  token for emphasizing. For the example in Figure 2, the input context would be “... John M is  $[trg]$  nominated  $[trg]$  by ...”.

As for the “Demonstration”, we first retrieve it from the demonstration store ( $ST = \{d_1, d_2, \dots\}$ )  $d_r$  which is most similar to current question and input context, it is a  $(\langle \text{Question, Context} \rangle, \text{Arguments})$  pair. We concatenate the components (with

the separation tokens in between them) as the final demonstration sequence.

$$\text{Demonstration } d_r = Q_r [\text{sep}] C_r [\text{sep}]$$

The answer is:  $A_r$

We use S-BERT (Reimers and Gurevych, 2019) to calculate the similarity scores between the current instance and all demonstrations in  $ST$ . S-BERT is a modification of the BERT model (Devlin et al., 2019) that uses siamese and triplet network structures to obtain semantically meaningful embeddings for word sequences<sup>7</sup>.

To construct the **target (sequence)**, we first determine how much to learn from the demonstration – if the similarity score is above a threshold (determined on the development set), and the demonstration and current instance both have a non-empty answer, then we assign 1 (Yes) to  $y_{analogy}$ , otherwise 0 (No). Then we concatenate all argument spans of the role with  $[\text{sep\_arg}]$  to construct  $y_{seq2seq}$ ,

$$y_{seq2seq} = \langle s \rangle \text{Argument}_1$$

$$[\text{sep\_arg}] \text{Argument}_2 [\text{sep\_arg}] \dots \langle /s \rangle$$

The final  $y$  includes  $y_{seq2seq}$  and  $y_{analogy}$ .

### 3.2 Training and Inference

**Training** After the preparation for  $S = \{(\mathbf{x}^{(i)}, \mathbf{y}^{(i)})\}_{i=1}^{|S|}$ , we minimize the joint loss function during training,

$$\mathcal{L} = \mathcal{L}_{seq2seq} + \mathcal{L}_{analogy}$$

$$\mathcal{L}_{seq2seq} = - \sum_{i=1}^{|S|} \log p(\mathbf{y}_{seq2seq}^{(i)} | \mathbf{x}^{(i)}; \theta)$$

$$= - \sum_{i=1}^{|S|} \sum_{j=1}^{|\mathbf{y}_{seq2seq}^{(i)}|} \log p(y_j^{(i)} | \mathbf{x}^{(i)}, y_{<j}^{(i)}; \theta)$$
(2)

where  $\mathcal{L}_{seq2seq}$  is the cross-entropy loss between the decoder’s output and the target sequence  $y_{seq2seq}$ .  $\mathcal{L}_{analogy}$  is the binary cross-entropy loss calculated with the final hidden state of the final decoder token.

**Inference and Post-processing** At test time, we conduct greedy decoding to obtain the target sequence, then we split the decoded sequence with

<sup>7</sup>The SentenceTransformer library (<https://www.sbert.net/docs/quickstart.html>) supports calculations in batch.

respect to  $[\text{sep\_arg}]$ . Since it is also required to obtain the offsets of the argument in the input context, we automatically match the candidate argument’s span with the input context. Then, if there’s no matched span, we discard the candidate argument; if there are multiple matches, we select the one closest to the trigger word. For example, if the input context is “One of those difficult judges [John M.] is nominated (Type: nomination) by Adam to be chief justice in 2000.. [John M.] started office on ...” and there are two appearances of the candidate argument (in brackets) for the role PERSON, then we use the first candidate’s offsets. Different from our methods, the template-based generation method generates a sequence similar to the one in Section 2 – causing the model to (1) not fully exploit the semantic relations of roles across event types; (2) require more complicated post-processing including an additional step to obtain arguments from the generated template.

### 3.3 Few-shot Setting and Sampling Strategy

---

**Algorithm 1:** Our Strategy for Obtaining  $S_{few}$

---

**Input:**  $|S|$  Unlabeled Examples, Sample Size  $N$

- 1  $k \leftarrow \# \text{ event types (based on ontology);}$
- 2  $S_{few} \leftarrow [ ];$
- // obtain embeddings for all unlabeled instances
- 3 **for**  $i \leftarrow 1$  **to**  $|S|$  **do**
- 4  $rep_i \leftarrow [\text{enc}(\text{context}_i), \text{enc}(\text{trigger\_text}_i)];$
- 5  $\text{add } rep_i \text{ to } all\_reps;$
- 6 **end**
- 7  $clusters = k\_means(all\_reps);$
- // add instances to samples
- 8 **for**  $i \leftarrow 1$  **to**  $k$  **do**
- 9  $\#instance = \frac{\text{length}(clusters[i])}{|S|} * N;$
- 10  $instances =$
- $\text{sample}(clusters[i], \#instances);$
- 11  $\text{add } instances \text{ to } S_{few};$
- 12 **end**

---

In the few-shot setting, we assume that we have a budget to obtain annotations for a limited number of examples’ arguments (5%-20% of all examples) for training. We denote the set of few training examples as  $S_{few}$ . We study (1) how different sampling strategies affect the  $S_{few}$ ’s distributions and models’ performance; (2) how to select the best set of examples (in zero or one round<sup>8</sup>) and have them annotated for training, to achieve better performance at test time.

We propose a sampling method called **JointEnc**. It uses k-means clustering upon the embeddings

<sup>8</sup>One-round active learning setting (Wang et al., 2021).



	ACE05			WikiEvent		
	Train	Dev	Test	Train	Dev	Test
# event types	33	22	31	49	35	34
# arg. roles	22	22	21	57	32	44
# docs	529	40	30	206	20	20
# sentences	17172	923	832	5262	378	492
avg # events per doc	9.26	16.71	10.58	15.73	17.25	18.25

Table 1: Dataset Statistics.

of both *input context* and *trigger text*. This is easier to implement as compared to the one-round active learning setting since our method does not require iterative training/testing for selecting unlabeled examples. Details of how we obtain  $S_{few}$  are illustrated in Algorithm 1. Specifically, we first obtain embeddings of context and trigger text for each unlabeled example (line 3-6). Then we conduct k-means based clustering upon the embeddings (line 7). Finally, we calculate the proportions of examples across all clusters<sup>9</sup>; and add the corresponding number of examples of each cluster to  $S_{few}$  (line 8-12).

## 4 Experiments and Analysis

We conduct experiments and compare our model to baselines in three settings on two datasets: (1) full supervision setting; domain transfer setting; as well as (3) few-shot training setting (Section 4.5).

### 4.1 Datasets Statistics and Evaluation

For the fully-supervised experiments, we use ACE 2005 corpus for evaluation, it contains documents crawled between year 2003 and 2005 from a variety of areas. We use the same data split and preprocessing steps as in previous work (Wadden et al., 2019; Du and Cardie, 2020b). For the domain transfer setting, we conduct training on the ACE05 training set and test on the WikiEvent test set. WikiEvent contains real-world news articles annotated with the DARPA KAIROS ontology<sup>10</sup>. Most of the event/argument types of WikiEvent’s ontology do not appear in the ontology of ACE05 (e.g. Disaster, Cognitive, Disease).

The statistics of the datasets are shown in Table 1. We use the same test set as in Li et al. (2021) in the domain transfer setting. As for the preprocessing step of WikiEvent, since we train the models on the

<sup>9</sup>We also try adding average number of examples for each cluster but performance is substantially worse.

<sup>10</sup><https://www.darpa.mil/news-events/2019-01-04>

ACE05 (including only arguments in the sentence where each trigger appears), we also use arguments within a maximum context window of the length equal to the average of ACE05 sentence length).

As for the evaluation, we use the same criteria as in previous work (Li et al., 2013) to judge whether an extracted argument is correct. We consider an argument mention to be correctly identified if its offsets match any of the reference arguments of the current event (i.e. argument identification, or Arg Id. for short); and an argument is correctly classified if its role also matches (i.e. argument classification or Arg C.).

When comparing the extracted argument spans with the gold-standard ones, in addition to using extract match (EM), we also consider head noun phrase match (HM). It is more lenient than EM since it does not require the boundary/offsets to be matched correctly (Huang and Riloff, 2012; Du and Cardie, 2020a). For example, “the John M.” and “John M.” match under the HM metric. Our results are reported with Precision (P), Recall (R), and F-measure (F1) scores.

### 4.2 Baselines

We compare our model to several representative and competitive baselines (extractive methods and generation-based methods). **EEQA** (Du and Cardie, 2020b) uses the pretrained BERT as the base model and add a linear layer on top, to obtain the beginning and end offsets of the answer/argument spans in the input context for each role. **GenIE** (Li et al., 2021) use template-based generation for argument extraction. Its objective is to generate the template (including the arguments) and post-process the generated template to obtain the argument mentions (Section 2). Sometimes the generated sequences don’t conform to the original template thus affecting the performance. **Generative QA** is our own baseline without the retrieval component – it directly encodes the question for the current argument role and input context to generate the candidate argument spans.

### 4.3 Fully-Supervised Setting Results

In Table 2, we report results for the fully supervised setting. The score for Argument identification is strictly higher than Arg. classification since it only requires both the mention span match and role match. We denote our proposed framework as R-GQA. To find out how the explicit modeling of the analogical relations (semantic relatedness)

EM	Arg Identification			Arg Classification		
	P	R	F1	P	R	F1
EEQA (Du and Cardie, 2020b)	69.16	62.65	65.74	66.51	60.47	63.34
GenIE (Li et al., 2021)	71.13	68.75	69.92	67.82	65.55	66.67
Generative QA	75.40 ± .70	72.10 ± .26	73.71 ± .20	71.92 ± .88	69.09 ± .59	70.47 ± .12
R-GQA	76.90 ± 1.04	74.17 ± .73	75.51 ± .58	74.10 ± .97	71.46 ± .47	72.75 ± .36
Ablations						
w/o analogy loss	76.20 ± 1.27	72.04 ± .97	74.06 ± .33	73.90 ± 1.39	69.87 ± .73	71.82 ± .32

HM	Arg Identification			Arg Classification		
	P	R	F1	P	R	F1
GenIE (Li et al., 2021)	72.85	69.12	70.94	69.92	66.50	68.17
Generative QA	75.45 ± .58	73.70 ± .21	74.56 ± .18	71.88 ± .76	70.20 ± .00	71.03 ± .37
R-GQA	76.95 ± 1.34	74.93 ± .52	75.93 ± .91	74.04 ± 1.00	72.10 ± .21	73.05 ± .59
Ablations						
w/o analogy loss	77.04 ± 1.32	71.88 ± .52	74.36 ± .34	74.86 ± 1.26	69.84 ± .51	72.26 ± .31

Table 2: Fully-supervised setting experimental results (in %) on ACE05 data. The upper table is based on Exact Match (EM) and the bottom table is based on Head Head (HM).

between the demonstration and the current instance helps, we also report ablation study results. More specifically, we use BART-Large for all methods that use BART as the base model to ensure they are comparable. For our own model and its variations, we conduct three runs, and calculate the average of their performance and standard deviations.

We observe that: (1) all the text generation-based approaches outperform substantially EEQA (the extractive question answering based approach) in both precision&recall; Plus, generation-based methods require only one pass and are faster than extractive-based method which has  $O(n^2)$  complexity for span enumeration; (2) Our methods based on generative QA (with 17621 gold QA pairs) substantially improve over the pure template-generation based method (with 4419 gold templates), we see that the better F1 mainly comes from consistently increase of precision&recall ( $\sim 3\%$ - $4\%$  for EM,  $\sim 1.5\%$ - $2\%$  for HM). It makes sense considering in the template generation setting (I) hallucination happens; and (II) the generation sequence is longer, as compared to generating arguments for only one role in one pass; (3) Our R-GQA method benefits greatly from the retrieved demonstrations (prompts). We see that the better performance mainly comes from the increase in recall (smaller variance). Moreover, as for the functionality of explicitly model analogy relation ( $\mathcal{L}_{analogy}$ ), we find that it provides a boost of recall

of around 3% without sacrificing precision. These to a certain extent prove that the demo’s QA pair encourages the model to generate more arguments for the current instance.

#### 4.4 How Does R-GQA perform in the domain transfer setting

To mimic the real-world setting, we examine the portability of the models to test set of a new ontology (event types and argument types) such as in Li et al. (2021). More specifically, we conduct training on ACE05 (with 33 event types) and test on WikiEvent dataset (with 50 event types).

In Table 3, we present the domain transfer results. For this new setting, the best methods’ performance on WikiEvent are around 20% lower (F1) as compared to the fully supervised setting (Du et al., 2022). Mainly because: (1) the WikiEvent dataset is harder as compared to ACE05 – with a performance drop around 5-10% F1 across models; (2) the test set of WikiEvent includes many event/argument types that are distinct from existing ones from ACE05. Accordingly, we find that performance on the subset of data of distinctly event types largely drops. We list the types in Appendix B. When comparing QA-based generation model and GenIE, we observe that (1) recall of the QA-based models is substantially higher ( $>10\%$ ) – leading to large argument identification performance improvement; while our models do not have

Models	EM						HM					
	Arg Id.			Arg C.			Arg Id.			Arg C.		
	P	R	F1	P	R	F1	P	R	F1	P	R	F1
GenIE (Li et al., 2021)	49.96	23.47	31.88	44.92	21.09	28.66	52.87	24.84	33.74	46.94	22.04	29.95
Generative QA	47.12	35.61	40.57	32.32	24.42	27.82	49.71	37.57	42.79	34.20	25.84	29.44
R-GQA	44.88	40.68	<b>42.63</b>	31.42	28.42	<b>29.82</b>	47.65	43.17	<b>45.25</b>	33.10	29.93	<b>31.41</b>

Table 3: Domain transfer setting results (in %).

Models	200 (4.8%)	300 (7.1%)	400 (9.5%)	500 (11.9%)	600 (14.3%)	700 (16.7%)	800 (19.0%)	900 (21.4%)	1000 (23.8%)
GenIE	29.13	38.19	44.19	49.09	50.26	46.85	54.41	58.47	59.94
Ours (R-GQA)	38.79	47.64	52.55	56.97	56.40	58.90	61.24	58.77	61.41

Table 4: Few-shot performance comparison (F1 in %).

an advantage in precision and even drops a bit, but the general performance (F1) is consistently higher; (2) Our R-GQA model’s retrieval component helps the model generate more arguments and improves R and F1.

#### 4.5 How Does R-GQA perform in Few-shot Setting and What is Sampling Strategy’s Influence

Firstly, in Table 4, we present comparisons between GenIE and R-GQA in the few-shot setting on ACE05. To obtain the few-shot training examples, we use the sampling strategy proposed in Section 3.3. The # examples varies from 200 (5%) to 1k (20%). We observe the trend that when the number of examples is smallest, the performance gap is largest (around 10% F1). While as the example number grows, generally the gap minimizes – from 10% (200), to 6% (600), to around 2% (1k).

Next, we report results for different sampling methods (including the one-round active learning setting) to find out what are the more important factors for the event argument extraction task’s annotation (with a fixed budget). Namely, we sample from “unlabeled” examples with the following strategies: **Random** picks the examples randomly which (nearly) match the distribution of event types in the test set; **AL** is the one-round active learning based approach – basically, a model is trained on the 100 examples with annotations and unlabeled examples that are most challenging (model most uncertain about) are selected. Our **JointEnc** strategy first conducts clustering on unlabeled examples (based on *both input context and trigger text*) and selects from each cluster # examples proportional to the size of each cluster; **Context** also conducts clustering based sampling similar to JointEnc but

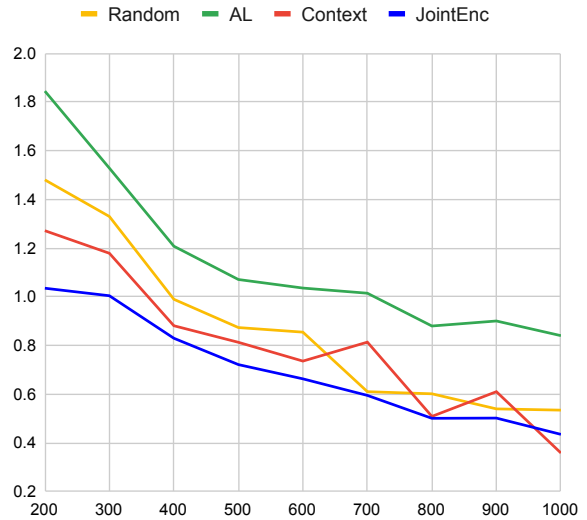


Figure 3: Distance (Y-axis) between event type distributions of (1) sampled examples with different sampling strategies and (2) real data. X-axis: sampling size.

only embeds each example based on its context.

For the few-shot setting with increasing sampling size, we calculate the Hellinger distance (Beran, 1977) between distributions of examples sampled from each strategy and the true data distribution (represented by training data with labels). The distances are presented in Figure 3. We observe that (1) the distances between distributions of sampled examples and true data distribution decrease, as the sampling size grows; (2) sampled data based on JointEnc is generally closest to true data distribution across different sampling sizes. Correspondingly, Figure 4 reports the performances of R-GQA trained on samples from each strategy. The model trained on examples from our JointEnc outperforms other strategies’, demonstrating the ben-

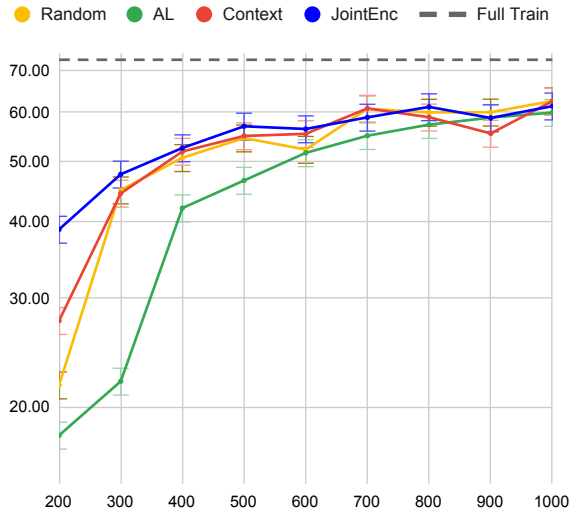


Figure 4: R-GQA’s few-shot performance under different sampling strategies.

efit of JointEnc. Moreover, we find that there is a correlation between distribution distances and few-shot experimental results – the smaller the distances are, models trained on the sampled set have better performance. This phenomenon is especially obvious when the sampling size is small (5%–10% of training data). We also provide an analysis of each event type in Appendix (Section D).

## 5 Related Work

**Event Extraction and Extractive&Generation-based Approaches** Traditionally, researchers have been investigating extractive approaches for event/information extraction. Specifically, one branch of work use B-I-O sequence labeling based approaches using CRF or structured SVM models (Björne et al., 2009; Yang and Mitchell, 2016; Lin et al., 2020), and more recently with neural networks (Chen et al., 2015; Nguyen et al., 2016). Another branch of extractive approaches includes using span enumeration (Wadden et al., 2019), as well as using question answering to encourage transfer between argument roles (Du and Cardie, 2020b).

Recently, generation-based approaches have been proposed. Among them more generally, TANL (Paolini et al., 2020) proposes to use translation-based approaches for structured prediction. More specifically, it constructs decoding targets by inserting text markers and labels around entity mentions in the input sentence. To better capture cross-entity dependencies. Huang et al. (2021); Li et al. (2021); Du et al. (2021); Huang et al. (2022) propose template-generation based ap-

proaches. They fill in the role slots in the template (e.g. Sec 2) with arguments to construct the gold sequences. As compared to TANL and template generation-based methods, our R-GQA is designed to be a QA-based generative model with a simpler generation objective. Plus, it augments the current example’s context with the most similar demonstration in the training set as prompt. It gets the best of both worlds (i.e. question answering and generative models).

**Retrieval-augmented Text Generation and In Context Learning** Recent studies have shown the effectiveness of *retrieval augmentation* in many generative NLP tasks, such as knowledge-intensive question answering (Lewis et al., 2020b; Guu et al., 2020) and dialogue response generation (Cai et al., 2019). They mainly retrieve additional knowledge or relevant information, but not demonstrations (input-output pairs). Another closely relevant branch of work is *in-context learning*, it’s a tuning-free approach that adapts to a new task by providing demonstrations (input-output pairs) as prompts to generate the “answer” (Brown et al., 2020). GPT-3 proposes to use random examples as demonstrations. Liu et al. (2022) refines the strategy by proposing to retrieve demonstrations that are semantically-similar to the current example as prompt. They show the capability of PLM to learn from similar examples.

Different from the work above, our work draws insights from both retrieval-augmented text generation and in-context learning. It (1) retrieves from the training set the most similar demonstration (QA pair) and uses it as a prompt; (2) uses gradient descent to optimize the model. Plus, it focuses on the specific argument extraction problem – our model not only augments the input context with demonstration but also determines how much to learn from it (by training with analogical loss).

## 6 Conclusions

In this work, we introduce a retrieval-augmented generative question answering framework (R-GQA) for event argument extraction. Our model generates arguments (answers) for each role, conditioned on both the current input context and the analogical demonstration prompt (based on their semantic similarity). Empirically, we show that R-GQA outperforms current competitive baselines with large margins in fully-supervised, cross-domain and few-shot learning settings. We conduct



a thorough analysis and benchmark how different sampling strategies influence models' performance in the few-shot learning setting. We find that for event argument extraction, *diversifying the examples* makes the sampling distribution closer to the true distribution and contributes to models' better performance.

## Limitations

This work has certain limitations.

- Firstly, since the pre-trained model we use (BART-Large) has many parameters, one model's training will nearly occupy one NVIDIA Tesla V100 16GB GPU; As for inference, it takes about 1GB of space.
- Although the BART-based models (GenIE and R-GQA) are end-to-end and have a great performance boost, the inference time (about 2 examples/s) is slightly longer as compared to manual-feature based approaches.
- In the real domain transfer setting, the general performance of models is still lower than 40% (F1), making the systems not competitive in real circumstances. In the future, it is worth investigating how to tackle this challenge by both more general ontology designing and stronger&robust methods.

## Acknowledgement

We thank the anonymous reviewers helpful suggestions. This research is based upon work supported by U.S. DARPA KAIROS Program No. FA8750-19-2-1004, U.S. DARPA AIDA Program No. FA8750-18-2-0014 and LORELEI Program No. HR0011-15-C-0115. The views and conclusions contained herein are those of the authors and should not be interpreted as necessarily representing the official policies, either expressed or implied, of DARPA, or the U.S. Government. The U.S. Government is authorized to reproduce and distribute reprints for governmental purposes notwithstanding any copyright annotation therein.

## References

Rudolf Beran. 1977. Minimum hellinger distance estimates for parametric models. *The annals of Statistics*, pages 445–463.

Jari Björne, Juho Heimonen, Filip Ginter, Antti Airola, Tapio Pahikkala, and Tapio Salakoski. 2009. Extracting complex biological events with rich graph-based feature sets. In *Proceedings of the BioNLP 2009 Workshop Companion Volume for Shared Task*, pages 10–18.

Tom Brown, Benjamin Mann, Nick Ryder, Melanie Subbiah, Jared D Kaplan, Prafulla Dhariwal, Arvind Neelakantan, Pranav Shyam, Girish Sastry, Amanda Askell, et al. 2020. Language models are few-shot learners. *Advances in neural information processing systems*, 33:1877–1901.

Deng Cai, Yan Wang, Wei Bi, Zhaopeng Tu, Xiaojiang Liu, and Shuming Shi. 2019. Retrieval-guided dialogue response generation via a matching-to-generation framework. In *Proceedings of the 2019 Conference on Empirical Methods in Natural Language Processing and the 9th International Joint Conference on Natural Language Processing (EMNLP-IJCNLP)*, pages 1866–1875.

Yubo Chen, Liheng Xu, Kang Liu, Daojian Zeng, and Jun Zhao. 2015. [Event extraction via dynamic multi-pooling convolutional neural networks](#). In *Proceedings of the 53rd Annual Meeting of the Association for Computational Linguistics and the 7th International Joint Conference on Natural Language Processing (Volume 1: Long Papers)*, Beijing, China. Association for Computational Linguistics.

Jacob Devlin, Ming-Wei Chang, Kenton Lee, and Kristina Toutanova. 2019. [BERT: Pre-training of deep bidirectional transformers for language understanding](#). In *Proceedings of the 2019 Conference of the North American Chapter of the Association for Computational Linguistics: Human Language Technologies, Volume 1 (Long and Short Papers)*, pages 4171–4186, Minneapolis, Minnesota. Association for Computational Linguistics.

George Doddington, Alexis Mitchell, Mark Przybocki, Lance Ramshaw, Stephanie Strassel, and Ralph Weischedel. 2004. [The automatic content extraction \(ACE\) program – tasks, data, and evaluation](#). In *Proceedings of the Fourth International Conference on Language Resources and Evaluation (LREC'04)*, Lisbon, Portugal. European Language Resources Association (ELRA).

Xinya Du and Claire Cardie. 2020a. [Document-level event role filler extraction using multi-granularity contextualized encoding](#). In *Proceedings of the 58th Annual Meeting of the Association for Computational Linguistics*, pages 8010–8020, Online. Association for Computational Linguistics.

Xinya Du and Claire Cardie. 2020b. [Event extraction by answering \(almost\) natural questions](#). In *Proceedings of the 2020 Conference on Empirical Methods in Natural Language Processing (EMNLP)*, pages 671–683, Online. Association for Computational Linguistics.

- Xinya Du, Sha Li, and Heng Ji. 2022. **Dynamic global memory for document-level argument extraction**. In *Proceedings of the 60th Annual Meeting of the Association for Computational Linguistics (Volume 1: Long Papers)*, pages 5264–5275, Dublin, Ireland. Association for Computational Linguistics.
- Xinya Du, Alexander Rush, and Claire Cardie. 2021. **Template filling with generative transformers**. In *Proceedings of the 2021 Conference of the North American Chapter of the Association for Computational Linguistics: Human Language Technologies*, pages 909–914, Online. Association for Computational Linguistics.
- Ralph Grishman. 2019. Twenty-five years of information extraction. *Natural Language Engineering*, 25(6):677–692.
- Kelvin Guu, Kenton Lee, Zora Tung, Panupong Pasupat, and Ming-Wei Chang. 2020. **Realm: retrieval-augmented language model pre-training**. In *Proceedings of the 37th International Conference on Machine Learning*, pages 3929–3938.
- Kuan-Hao Huang, I-Hung Hsu, Prem Natarajan, Kai-Wei Chang, and Nanyun Peng. 2022. **Multilingual generative language models for zero-shot cross-lingual event argument extraction**. In *Proceedings of the 60th Annual Meeting of the Association for Computational Linguistics (Volume 1: Long Papers)*, pages 4633–4646, Dublin, Ireland. Association for Computational Linguistics.
- Kung-Hsiang Huang, Sam Tang, and Nanyun Peng. 2021. **Document-level entity-based extraction as template generation**. In *Proceedings of the 2021 Conference on Empirical Methods in Natural Language Processing*, pages 5257–5269, Online and Punta Cana, Dominican Republic. Association for Computational Linguistics.
- Ruihong Huang and Ellen Riloff. 2012. **Modeling textual cohesion for event extraction**. In *Proceedings of the Twenty-Sixth AAAI Conference on Artificial Intelligence, July 22-26, 2012, Toronto, Ontario, Canada*. AAAI Press.
- Daniel Jurafsky and James H Martin. 2018. *Speech and language processing. preparation [cited 2020 June 1] Available from: <https://web.stanford.edu/~jurafsky/slp3>*.
- Mike Lewis, Yinhan Liu, Naman Goyal, Marjan Ghazvininejad, Abdelrahman Mohamed, Omer Levy, Veselin Stoyanov, and Luke Zettlemoyer. 2020a. **BART: Denoising sequence-to-sequence pre-training for natural language generation, translation, and comprehension**. In *Proceedings of the 58th Annual Meeting of the Association for Computational Linguistics*, pages 7871–7880, Online. Association for Computational Linguistics.
- Patrick Lewis, Ethan Perez, Aleksandra Piktus, Fabio Petroni, Vladimir Karpukhin, Naman Goyal, Heinrich Küttler, Mike Lewis, Wen-tau Yih, Tim Rocktäschel, et al. 2020b. **Retrieval-augmented generation for knowledge-intensive nlp tasks**. *Advances in Neural Information Processing Systems*, 33:9459–9474.
- Qi Li, Heng Ji, and Liang Huang. 2013. **Joint event extraction via structured prediction with global features**. In *Proceedings of the 51st Annual Meeting of the Association for Computational Linguistics (Volume 1: Long Papers)*, pages 73–82, Sofia, Bulgaria. Association for Computational Linguistics.
- Sha Li, Heng Ji, and Jiawei Han. 2021. **Document-level event argument extraction by conditional generation**. In *Proceedings of the 2021 Conference of the North American Chapter of the Association for Computational Linguistics: Human Language Technologies*, pages 894–908, Online. Association for Computational Linguistics.
- Ying Lin, Heng Ji, Fei Huang, and Lingfei Wu. 2020. **A joint neural model for information extraction with global features**. In *Proceedings of the 58th Annual Meeting of the Association for Computational Linguistics*, Online. Association for Computational Linguistics.
- Jiachang Liu, Dinghan Shen, Yizhe Zhang, William B Dolan, Lawrence Carin, and Weizhu Chen. 2022. **What makes good in-context examples for gpt-3? In *Proceedings of Deep Learning Inside Out (DeeLIO 2022): The 3rd Workshop on Knowledge Extraction and Integration for Deep Learning Architectures***, pages 100–114.
- Thien Huu Nguyen, Kyunghyun Cho, and Ralph Grishman. 2016. **Joint event extraction via recurrent neural networks**. In *Proceedings of the 2016 Conference of the North American Chapter of the Association for Computational Linguistics: Human Language Technologies*, pages 300–309, San Diego, California. Association for Computational Linguistics.
- Giovanni Paolini, Ben Athiwaratkun, Jason Krone, Jie Ma, Alessandro Achille, RISHITA ANUBHAI, Cicero Nogueira dos Santos, Bing Xiang, and Stefano Soatto. 2020. **Structured prediction as translation between augmented natural languages**. In *International Conference on Learning Representations*.
- Nils Reimers and Iryna Gurevych. 2019. **Sentence-BERT: Sentence embeddings using Siamese BERT-networks**. In *Proceedings of the 2019 Conference on Empirical Methods in Natural Language Processing and the 9th International Joint Conference on Natural Language Processing (EMNLP-IJCNLP)*, pages 3982–3992, Hong Kong, China. Association for Computational Linguistics.
- Ashish Vaswani, Noam Shazeer, Niki Parmar, Jakob Uszkoreit, Llion Jones, Aidan N Gomez, Łukasz Kaiser, and Illia Polosukhin. 2017. **Attention is all you need**. *Advances in neural information processing systems*, 30.

David Wadden, Ulme Wennberg, Yi Luan, and Hananeh Hajishirzi. 2019. [Entity, relation, and event extraction with contextualized span representations](#). In *Proceedings of the 2019 Conference on Empirical Methods in Natural Language Processing and the 9th International Joint Conference on Natural Language Processing (EMNLP-IJCNLP)*, pages 5784–5789, Hong Kong, China. Association for Computational Linguistics.

Tianhao Wang, Si Chen, and Ruoxi Jia. 2021. [One-round active learning](#). *CoRR*, abs/2104.11843.

Bishan Yang and Tom M. Mitchell. 2016. [Joint extraction of events and entities within a document context](#). In *Proceedings of the 2016 Conference of the North American Chapter of the Association for Computational Linguistics: Human Language Technologies*, pages 289–299, San Diego, California. Association for Computational Linguistics.

## A Hyperparameters

train batch size	4
eval batch size	4
learning rate	3e-5
accumulate grad batches	4
training epoches	6
warmup steps	0
weight decay	0
# gpus	1

Table 5: Hyperparameters for Training R-GQA.

## B Distinct Event Types in WikiEvent Ontology (as Compared to ACE05)

Hierarchy L1	Hierarchy L2	Hierarchy L3
ArtifactExistence	DamageDestroyDisableDismantle	Damage
ArtifactExistence	DamageDestroyDisableDismantle	Destroy
ArtifactExistence	DamageDestroyDisableDismantle	DisableDefuse
ArtifactExistence	DamageDestroyDisableDismantle	Dismantle
ArtifactExistence	DamageDestroyDisableDismantle	Unspecified
ArtifactExistence	ManufactureAssemble	Unspecified
Cognitive	IdentifyCategorize	Unspecified
Cognitive	Inspection	SensoryObserve
Cognitive	Research	Unspecified
Cognitive	TeachingTrainingLearning	Unspecified
Disaster	DiseaseOutbreak	Unspecified
Disaster	FireExplosion	Unspecified
GenericCrime	GenericCrime	GenericCrime
Justice	InvestigateCrime	Unspecified
Life	Consume	Unspecified
Life	Illness	Unspecified
Life	Infect	Unspecified
Medical	Diagnosis	Unspecified
Medical	Intervention	Unspecified
Medical	Vaccinate	Unspecified
Movement	Transportation	PreventPassage
Transaction	Donation	Unspecified

## C Further Findings and (Error) Analysis

**Error Cases and Remaining Challenges** We conduct an analysis on the error cases and summarize representative causes and provide examples below:

- Lack of contextual understanding. For example, “Earlier documents in the case have included embarrassing details about perks [*Welch*]<sub>Person</sub> received as part of his **retirement** package from GE ..”. The model predicts the pronoun “his” which is closer to the trigger word as the final PERSON argument for the retiring event, ignoring the better option “Welch” which is more informative. Also with the document-level contextual knowledge of the person “Welch” that appears frequently, it would be easier for the model to decide.
- Complex language usage such as idioms and metaphors (e.g. for the event with “swept out of power” as the trigger, the arguments’ recall is very low). Addressing these phenomena is difficult since it requires richer knowledge about the background/culture. Plus, the special tokenization process further (e.g. BPE: Byte-Pair Encoding) further hurts the performance of extracting certain words that rarely appear.
- Inherent imperfectness of the datasets. The inter-annotator agreement for ACE05/WikiEvent is limited (under 85%), so theoretically there is an upper bound for human performance as well. For example, we see that the head noun match (HM) score is strictly higher than the exact match (EM) in Section 4, and the gap mitigates as the performance gets higher (over 70% F1). This demonstrates there is an ambiguity in determining the argument’s boundary. Moreover, for the example in the first bullet point, predicting pronoun does not get credit – while in a certain amount of training data it’s permitted.

**Influence of Similarity-based Retrieval** In Figure 5, we provide insights on how the similarity between the demonstration and current context affects the model’s performance. We divide the original test set into five subsets, corresponding to the example’s similarity score. It is observed there is a trend that when the similarity score grows, performance of the model also grows, especially when the similarity is over 0.7. This to a certain extent shows the benefits of augmenting the current context with a more similar demonstration as the prompt.

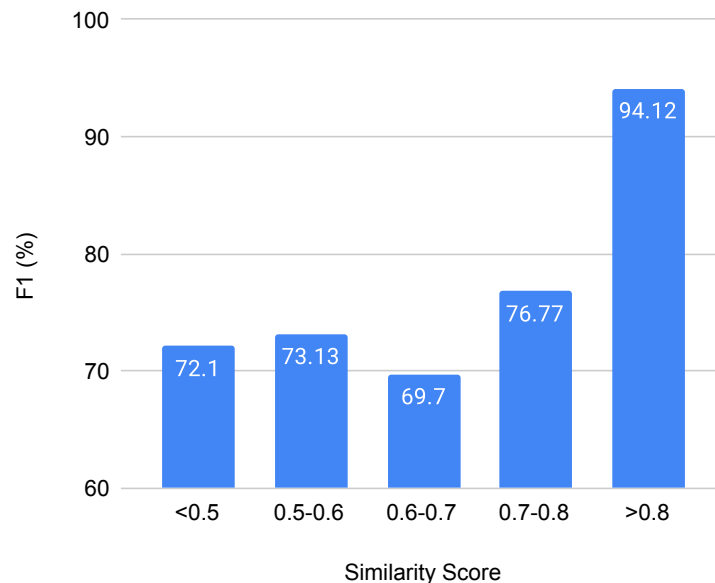


Figure 5: R-GQA’s performances on subsets of dataset (as the similarity scores grow).



## D Distribution Distances for Each Event Type (ACE05)

Event Type	Random	AL	Context	JointEnc
Movement:Transport	0.38	1.21	0.37	0.28
Personnel:Elect	0.38	0.75	0.18	0.26
Personnel:Start-Position	0.34	0.78	0.39	0.46
Personnel:Nominate	0.43	0.52	0.49	0.31
Personnel:End-Position	0.66	0.99	0.23	0.34
Conflict:Attack	0.30	0.16	0.34	0.23
Contact:Meet	0.40	0.20	0.43	0.40
Life:Marry	0.54	0.32	0.25	0.24
Transaction:Transfer-Money	0.38	0.38	0.41	0.42
Conflict:Demonstrate	0.26	0.53	0.43	0.37
Business:End-Org	0.67	0.25	0.64	0.28
Justice:Sue	0.63	1.09	0.47	0.48
Life:Injure	0.37	0.46	0.47	0.32
Life:Die	0.32	0.94	0.34	0.22
Justice:Arrest-Jail	0.42	0.29	0.45	0.46
Contact:Phone-Write	0.24	0.31	0.33	0.23
Transaction:Transfer-Ownership	0.24	0.32	0.30	0.22
Business:Start-Org	0.78	0.86	0.45	0.30
Justice:Execute	0.72	0.32	0.81	0.32
Justice:Trial-Hearing	0.20	0.38	0.46	0.28
Life:Be-Born	0.77	0.31	0.41	0.28
Justice:Charge-Indict	0.27	0.68	0.44	0.27
Justice:Convict	0.47	0.55	0.49	0.48
Justice:Sentence	0.13	0.41	0.34	0.57
Business:Declare-Bankruptcy	0.27	0.84	0.37	0.30
Justice:Release-Parole	0.38	0.22	0.46	0.46
Justice:Fine	0.42	0.22	0.43	0.41
Justice:Pardon	0.41	0.45	0.43	0.48
Justice:Appeal	0.62	0.35	0.31	0.63
Justice:Extradite	0.37	0.83	0.55	0.56
Life:Divorce	0.32	1.01	0.30	0.20
Business:Merge-Org	0.60	0.47	0.73	0.42
Justice:Acquit	0.59	0.71	0.49	0.57
Sum	14.65	19.36	14.39	12.31
Average	0.43	0.55	0.42	0.36

## E Generated Questions for Argument Roles in WikiEvent Ontology

Event Type	Argument Role	Question
ArtifactExistence.DamageDestroyDisableDismantle.Damage	Damager	who is the damaging agent?
	Artifact	what is being damaged?
	Instrument	what is the instrument used in the damage?
ArtifactExistence.DamageDestroyDisableDismantle.Destroy	Place	where the damage takes place?
	Destroyer	who is the destroying agent?
	Artifact	what is being destroyed?
ArtifactExistence.DamageDestroyDisableDismantle.Destroy	Instrument	what is the instrument used in the destroy?
	Place	where the destroy takes place?
	Disabler	who is the disable agent?
ArtifactExistence.DamageDestroyDisableDismantle.DisableDefuse	Artifact	what is being disabled?
	Instrument	what is the instrument used in the disable?
	Place	where the disable takes place?
ArtifactExistence.DamageDestroyDisableDismantle.Dismantle	Dismantler	who is the dismantle agent?
	Artifact	what is being dismantled?
	Instrument	what is the instrument used in the dismantle?
ArtifactExistence.DamageDestroyDisableDismantle.Dismantle	Components	who is being dismantled?
	Place	where the dismantle takes place?
	DamagerDestroyer	who is the damaging agent?
ArtifactExistence.DamageDestroyDisableDismantle.Unspecified	Artifact	what is being destroyed?
	Instrument	what is the instrument used in the destroy
	Place	where the destroy takes place?
ArtifactExistence.ManufactureAssemble.Unspecified	ManufacturerAssembler	what is the manufactring agent?
	Artifact	what is being manufactured?
	Components	what is the components used for the manufacture?
Business:Declare-Bankruptcy	Instrument	what is the instrument used in the manufacture?
	Place	where the manufactring takes place?
	Org	What declare bankruptcy?
Business:End-Org	Place	Where the merger takes place?
	Org	What is ended?
	Place	Where the event takes place?
Business:Merge-Org	Org	What is merged?
	Business:Start-Org	Who is the founder?
	Org	What is started?
Cognitive.IdentifyCategorize.Unspecified	Place	Where the event takes place?
	Identifier	who is the identifier?
	IdentifiedObject	what is being identified?
Cognitive.IdentifyCategorize.Unspecified	IdentifiedRole	what is being identified as?
	Place	where the identifying takes place?
	Observer	who is the observer?
Cognitive.Inspection.SensoryObserve	ObservedEntity	what is being observed?
	Instrument	what is the instrument used in the observe?
	Place	where the observe takes place?
Cognitive.Research.Unspecified	Researcher	who is the researcher?
	Subject	what is being researched?
	Means	what is being used for the research?
Cognitive.Research.Unspecified	Place	where the research takes place?
	TeacherTrainer	who is the teaching agent?
	FieldOfKnowledge	what is being taught?
Cognitive.TeachingTrainingLearning.Unspecified	Learner	who is being taught?
	Means	what is being used for the teaching
	Institution	where is the teaching at institution
Conflict.Attack.DetonateExplode	Place	where the teaching takes place?
	Attacker	Who is the denotating agent?
	Target	who is the target of the attack?
Conflict.Attack.DetonateExplode	Instrument	What is the instrument used in the attack?
	ExplosiveDevice	what is the explosive device?
	Place	Where the detonation takes place?

---

Conflict.Demonstrate.DemonstrateWithViolence	Demonstrator	who is demonstrating agent?	
	Regulator	who is the regulator?	
	VisualDisplay	what is the visual display?	
	Topic	what is the topic for the demonstration?	
	Target	who is the target of the demonstration?	
Conflict.Demonstrate.Unspecified	Place	where the demonstration takes place?	
	Demonstrator	who is demonstrating agent?	
	Regulator	who is the regulator?	
	VisualDisplay	what is the visual display?	
	Topic	what is the topic for the demonstration?	
Conflict:Attack	Target	who is the target of the demonstration?	
	Place	where the demonstration takes place?	
	Attacker	Who is the attacking agent?	
	Instrument	What is the instrument used in the attack?	
	Place	Where the attack takes place?	
Conflict:Demonstrate	Target	Who is the target of the attack?	
	Victim	Who is the target of the attack?	
	Entity	Who is demonstrating agent?	
	Place	Where the demonstration takes place?	
	Contact.Contact.Broadcast	Communicator	who is communicating agents?
Recipient		who is the recipient?	
Instrument		What is the instrument used in the communication?	
Topic		what is the communicating topic?	
Place		Where it takes place?	
Contact.Contact.Correspondence	Participant	who is communicating agents?	
	Instrument	What is the instrument used in the communication?	
	Topic	what is the communicating topic?	
	Place	Where it takes place?	
	Contact.Contact.Meet	Participant	Who are meeting?
Topic		what is the topic of the meeting	
Place		Where the meeting takes place?	
Contact.Contact.Unspecified		Participant	who is communicating agents?
		Topic	what is the communicating topic?
	Place	Where it takes place?	
	Contact.Prevarication.Unspecified	Communicator	who is communicating agents?
		Recipient	who is communicating agents?
Topic		what is the communicating topic?	
Place		Where it takes place?	
Contact.RequestCommand.Unspecified		Communicator	who is communicating agents?
	Recipient	who is communicating agents?	
	Topic	what is the communicating topic?	
	Place	Where it takes place?	
	Contact.ThreatenCoerce.Unspecified	Communicator	who is communicating agents?
Recipient		who is communicating agents?	
Topic		what is the communicating topic?	
Place		Where it takes place?	
Contact:Meet		Entity	Who are meeting?
	Place	Where the meeting takes place?	
	Contact:Phone-Write	Entity	Who is communicating agents?
Place		Where it takes place?	
Control.ImpedeInterfereWith.Unspecified		Impeder	who is the impeder agent?
	ImpededEvent	what is the impede event?	
	Place	where the impede takes place?	
Disaster.Crash.Unspecified	DriverPassenger	Who is responsible for the transport event?	
	Vehicle	What is the vehicle used to transport the person or artifact?	
	CrashObject	what is being crashed into?	
	Place	where the transport takes place?	
	Disaster.DiseaseOutbreak.Unspecified	Disease	what broke out?
Victim		Who is the harmed person?	
Place		Where the disease takes place?	
Disaster.FireExplosion.Unspecified	FireExplosionObject	what caught fire?	
	Instrument	What is the instrument used in the explosion?	
	Place	where the explosion takes place?	
GenericCrime.GenericCrime.GenericCrime	Perpetrator	who committed a crime?	
	Victim	Who is the target of the crime?	
	Place	Where the crime takes place?	

---

---

Justice.Acquit.Unspecified	JudgeCourt	What is the judge?
	Defendant	Who is the defendant?
	Crime	what is the crime being acquitted?
	Place	Where the acquit takes place?
Justice.ArrestJailDetain.Unspecified	Jailer	Who is the arresting agent?
	Detainee	Who is jailed or arrested?
	Crime	what is the crime being arrested?
	Place	Where the person is arrested?
Justice.ChargeIndict.Unspecified	Prosecutor	Indicated by whom?
	Defendant	Who is indicted?
	JudgeCourt	Who was the judge or court?
	Crime	what is the crime being charged?
	Place	Where the indictment takes place?
Justice.Convict.Unspecified	JudgeCourt	Who is the judge or court?
	Defendant	Who is convicted?
	Crime	what is the crime being convicted?
	Place	Where the conviction takes place?
Justice.InvestigateCrime.Unspecified	Investigator	Who is the investigator?
	Defendant	Who is investigated?
	Crime	what is the crime being investigated?
	Place	Where the investigation takes place?
Justice.ReleaseParole.Unspecified	JudgeCourt	Who will release?
	Defendant	Who is released?
	Crime	what is the crime being released?
	Place	Where the release takes place?
Justice.Sentence.Unspecified	JudgeCourt	Who is the judge or court?
	Defendant	Who is sentenced?
	Crime	what is the crime being sentenced?
	Sentence	what is the sentence?
	Place	Where the sentencing takes place?
Justice.TrialHearing.Unspecified	Prosecutor	Who is the prosecuting agent?
	Defendant	Who is on trial?
	JudgeCourt	Who is the judge or court?
	Crime	what is the crime being tried?
	Place	Where the trial takes place?
Justice:Acquit	Adjudicator	Who was the judge or court?
	Defendant	Who was acquitted?
Justice:Appeal	Adjudicator	Who was the judge or court?
	Place	Where the appeal takes place?
	Plaintiff	What is the plaintiff?
Justice:Arrest-Jail	Agent	Who is the arresting agent?
	Person	Who is jailed or arrested?
	Place	Where the person is arrested?
Justice:Charge-Indict	Adjudicator	Who was the judge or court?
	Defendant	Who is indicted?
	Place	Where the indictment takes place?
	Prosecutor	Indicated by whom?
Justice:Convict	Adjudicator	Who is the judge or court?
	Defendant	Who is convicted?
	Place	Where the conviction takes place?
Justice:Execute	Agent	Who carry out the execution?
	Person	Who was executed?
	Place	Where the execution takes place?
Justice:Extradite	Agent	Who is the extraditing agent?
	Person	Who is being extradited
	Destination	Where the person is extradited to?
	Origin	Where is original location of the person being extradited?
Justice:Fine	Adjudicator	Who do the fining?
	Entity	What was fined?
	Place	Where the fining Event takes place?
Justice:Pardon	Adjudicator	Who do the pardoning?
	Defendant	Who was pardoned?
	Place	Where the pardon takes place?
Justice:Release-Parole	Entity	Who will release?
	Person	Who is released?
	Place	Where the release takes place?
Justice:Sentence	Adjudicator	Who is the judge or court?
	Defendant	Who is sentenced?
	Place	Where the sentencing takes place?
Justice:Sue	Adjudicator	Who is the judge or court?
	Defendant	Who is sued against?
	Place	Where the suit takes place?
	Plaintiff	Who is the suing agent?

---



Justice:Trial-Hearing	Adjudicator	Who is the judge or court?
	Defendant	Who is on trial?
	Place	Where the trial takes place?
Life.Consume.Unspecified	Prosecutor	Who is the prosecuting agent?
	ConsumingEntity	what is the consuming agent?
	ConsumedThing	what is consumed?
	Place	where the consuming takes place?
Life.Die.Unspecified	Victim	Who died?
	Place	Where the death takes place?
	Killer	Who is the attacking agent?
Life.Illness.Unspecified	MedicalIssue	what is the medical issue
	Victim	who is victim?
	DeliberateInjurer	who is the deliberate injurer
	Disease	what is the disease or sickness?
	Place	where the event takes place?
Life.Infect.Unspecified	Victim	who is victim?
	InfectingAgent	who infected?
	Source	what is the infect from?
	Place	where the event takes place?
Life.Injure.Unspecified	Victim	Who is the harmed person?
	Injurer	Who is the attacking agent?
	Instrument	What is the device used to inflict the harm?
	BodyPart	what is the body part being harmed?
	MedicalCondition	what is the medical issue?
	Place	Where the injuring takes place?
Life:Be-Born	Person	Who is born?
	Place	Where the birth takes place?
Life:Die	Agent	Who is the attacking agent?
	Instrument	What is the device used to kill?
	Place	Where the death takes place?
	Victim	Who died?
Life:Divorce	Person	Who are divorced?
	Place	Where the divorce takes place?
Life:Injure	Agent	Who is the attacking agent?
	Instrument	What is the device used to inflict the harm?
	Place	Where the injuring takes place?
	Victim	Who is the harmed person?
Life:Marry	Person	Who are married?
	Place	Where the marriage takes place?
Medical.Diagnosis.Unspecified	Treater	who diagnosed the patient?
	Patient	who is diagnosed?
	SymptomSign	what is the symptom?
	MedicalCondition	what is the medical condition?
	Place	where the event takes place?
Medical.Intervention.Unspecified	Treater	what treated the patient?
	Patient	who is treated?
	MedicalIssue	what is the medical issue?
	Instrument	What is the instrument used in the treatment?
	Place	Where the treatment takes place?
Medical.Vaccinate.Unspecified	Treater	what treated the patient?
	Patient	who is treated?
	VaccineTarget	who is the target of the vaccination?
	VaccineMethod	what is the method of the vaccination?
	Place	Where the vaccination takes place?
Movement.Transportation.Evacuation	Transporter	Who is responsible for the transport event?
	PassengerArtifact	Who is being transported?
	Vehicle	What is the vehicle used to transport the person or artifact?
	Origin	Where the transporting originated?
	Destination	Where the transporting is directed?
Movement.Transportation.IllegalTransportation	Transporter	Who is responsible for the transport event?
	PassengerArtifact	Who is being transported?
	Vehicle	What is the vehicle used to transport the person or artifact?
	Origin	Where the transporting originated?
	Destination	Where the transporting is directed?
Movement.Transportation.PreventPassage	Transporter	Who is responsible for the transport event?
	PassengerArtifact	Who is being transported?
	Vehicle	What is the vehicle used to transport the person or artifact?
	Preventer	who is preventing the transport?
	Origin	Where the transporting originated?
	Destination	Where the transporting is directed?
Movement.Transportation.Unspecified	Transporter	Who is responsible for the transport event?
	PassengerArtifact	Who is being transported?
	Vehicle	What is the vehicle used to transport the person or artifact?
	Origin	Where the transporting originated?
	Destination	Where the transporting is directed?

---

Movement:Transport	Agent	Who is responsible for the transport event?
	Artifact	Who is being transported?
	Destination	Where the transporting is directed?
	Origin	Where the transporting originated?
	Vehicle	What is the vehicle used to transport the person or artifact?
Personnel.EndPosition.Unspecified	Employee	Who is the employee?
	PlaceOfEmployment	Who is the employer?
	Position	what is the position?
Personnel.StartPosition.Unspecified	Place	Where the employment relationship ends?
	Employee	Who is the employee?
	PlaceOfEmployment	Who is the employer?
Personnel:Elect	Position	what is the position?
	Place	Where the employment relationship begins?
	Entity	Who voted?
Personnel:End-Position	Person	Who was elected?
	Place	Where the election takes place?
	Entity	Who is the employer?
Personnel:Nominate	Person	Who is the employee?
	Place	Where the employment relationship ends?
	Agent	Who is the nominating agent?
Personnel:Start-Position	Person	Who are nominated?
	Entity	Who is the employer?
	Person	Who is the employee?
Transaction.Donation.Unspecified	Place	Where the employment relationship begins?
	Giver	Who is the donating agent?
	Recipient	Who is the recipient?
	Beneficiary	Who benefits from the transfer?
	ArtifactMoney	what is being donated?
Transaction.ExchangeBuySell.Unspecified	Place	Where the transaction takes place?
	Giver	Who is the selling agent?
	Recipient	Who is the buying agent?
	AcquiredEntity	Who was bought or sold?
	PaymentBarter	how much was the selling?
Transaction:Transfer-Money	Beneficiary	Who benefits from the transaction?
	Place	Where the sale takes place?
	Beneficiary	Who benefits from the transfer?
	Giver	Who is the donating agent?
	Place	Where the transaction takes place?
Transaction:Transfer-Ownership	Recipient	Who is the recipient?
	Artifact	Who was bought or sold?
	Beneficiary	Who benefits from the transaction?
	Buyer	Who is the buying agent?
	Place	Where the sale takes place?
	Seller	Who is the selling agent?

---