

Stability of domain wall network with initial inflationary fluctuations, and its implications for cosmic birefringence

Diego Gonzalez,¹ Naoya Kitajima,^{2,1} Fuminobu Takahashi,¹ and Wen Yin¹

¹*Department of Physics, Tohoku University, Sendai, Miyagi 980-8578, Japan*

²*Frontier Research Institute for Interdisciplinary Sciences,
Tohoku University, Sendai, Miyagi 980-8578, Japan*

We study the formation and evolution of domain walls with initial inflationary fluctuations by numerical lattice calculations, correctly taking into account correlations on superhorizon scales. We find that, contrary to the widely-held claim, the domain wall network exhibits remarkable stability even when the initial distribution is largely biased toward one of the minima. This is due to the fact that the domain wall network retains information about initial conditions on superhorizon scales, and the scaling solution is not a local attractor in this sense. Applying this result to the axion-like particle domain wall, we show that it not only explains the isotropic cosmic birefringence suggested by the recent analysis but also predicts anisotropic cosmic birefringence that is nearly scale-invariant on large scales and can be probed by future CMB observations.

Introduction. — Topological defects are formed by spontaneous symmetry breaking and have been widely studied in the context of physics beyond the standard model [1–3] (see also e.g. [4] for a review). Although the stability of individual topological defects is guaranteed by the conservation of topological charge, the evolution of the large number of topological defects formed in the early universe is not obvious because it depends on their evolution and interactions. Such topological defects and their traces may be explored experimentally in the present universe, or in some cases, they may pose serious cosmological problems.

We focus on the cosmological evolution of the simplest class of topological defects, domain walls (DWs). DWs are field configurations connecting distinct degenerate vacua and are formed from the spontaneous breaking of discrete symmetries. The simplest example is a DW associated with a Z_2 symmetric potential,

$$V(\phi) = \frac{\lambda}{4}(\phi^2 - v^2)^2 = \frac{\lambda}{4}v^4 - \frac{1}{2}m_0^2\phi^2 + \frac{\lambda}{4}\phi^4 \quad (1)$$

with $m_0 \equiv \sqrt{\lambda}v$. Here ϕ is the scalar field, $\lambda(> 0)$ is the quartic coupling, and two degenerate vacua are located at $\phi_{\min} = \pm v$. Once such DWs separated by the two vacua are formed in the early universe, it is known that the subsequent evolution converges to the so-called scaling solution, a situation where there is on average about one DW per the Hubble horizon [5–12].

The energy density of DWs that obey the scaling solution decreases more slowly than radiation or matter and thus easily dominates the universe, making it significantly inhomogeneous. Or even if it were subdominant, it might be inconsistent with the observation by making the cosmic microwave background (CMB) spectrum largely anisotropic. This is the notorious cosmological DW problem [1, 13]. This problem can be avoided if the DW tension is small enough or if DWs are unstable. A well-known way to destabilize DWs is to introduce a symmetry-breaking bias in the potential and/or the initial distribution of the scalar field, which has been extensively studied in the literature [3, 14–24].

Our focus is on the case where the initial distribution is biased. Such a biased initial distribution can be realized when fluctuations are caused by non-thermal mechanisms. A plausible example is the fluctuations generated during inflation [25, 26]. In Refs. [17–20, 22, 23, 27, 28], it was claimed that the generated DW distribution in this case is such that one of the two vacua is realized with a biased probability for each region of a certain correlation length, based on the percolation theory. The typical size of the region was considered to be of the Hubble horizon. For such biased initial conditions, previous numerical calculations showed that DWs decay quickly even with very small initial bias [18–23]. In this Letter we focus on the DWs generated by inflationary fluctuations and show that, contrary to this widely held conclusion, the DWs are very stable against the bias of the initial distribution.

The purpose of this Letter is two-fold. First, we study the formation and evolution of DWs with the initial inflationary fluctuations by numerical lattice simulations, correctly taking into account correlations on superhorizon scales. We then show that the resultant DW network is very stable against biased initial fluctuations. This stability is due to the DW structure on large scales encoded by the initial fluctuations at scales beyond the Hubble horizon. Our result is completely at odds with the arguments in the literature based on percolation theory, which neglects large-scale correlations.

Second, as a phenomenological application of this result, we consider axion-like particle (ALP) DW with inflationary fluctuations. In Ref. [29] two of the present authors (FT and WY) proposed the ALP DW to explain a hint for the isotropic cosmic birefringence (CB) [30, 31], $\beta = 0.36 \pm 0.11$ deg, where β denotes the isotropic rotation angle of the CMB polarization. Interestingly, the ALP DWs naturally account for the closeness of the rotation angle to the fine structure constant, $\alpha = 1/137$ rad $\simeq 0.42$ deg, over a very wide range of the ALP mass and decay constant. Furthermore, they predict a characteristic anisotropic CB determined by the DW distribution on

the last scattering surface (LSS), but the case with the initial correlation on superhorizon scales has not been studied. In this Letter, we investigate for the first time the anisotropic CB power spectrum predicted by ALP DWs with inflationary fluctuations. and show that it can be tested in future cosmic microwave background (CMB) observations such as LiteBIRD [32], Simons Observatory [33], CMB-S4-like [34], and PICO [35].

Here we mention some relevant past literature. The axion DW generated by inflationary fluctuations was first pointed out in [25, 26] in the context of the QCD axion, and since then it has been discussed in various context such as the primordial black hole formation [36], baryogenesis [37], level-crossing between axions [38], a dynamical decay constant [39], gravitational waves [40], and the isotropic and anisotropic CB [29, 41]. See also Refs. [29, 39, 41] for discussions on the relation between the superhorizon fluctuations and the DW formation. However, to the best of our knowledge, detailed numerical lattice simulations that properly incorporate long-wavelength correlations have not been performed.

Setup. — Let us consider a scalar field ϕ with the quartic potential (1) as a simple example. The scalar mass at the potential minimum is $m_\phi = \sqrt{2}m_0 = \sqrt{2}\lambda v$. A planar DW perpendicular to the z -axis is given by $\phi_{\text{DW}} = v \tanh(zm_\phi/2)$. Thus the DW width is of $1/m_\phi$, and the tension σ is $4\sqrt{\lambda}v^3/3$. As long as we focus on the macroscopic behavior of DW network at scales much larger than the DW width, the following discussion is also applicable to other potential forms, such as the sine-Gordon potential, which will be discussed later.

The equation of motion for the minimally coupled ϕ in the flat Friedmann-Lemaître-Robertson-Walker universe with three spatial dimensions is

$$\frac{\partial^2 \phi(\mathbf{x}, t)}{\partial t^2} + 3H \frac{\partial \phi(\mathbf{x}, t)}{\partial t} - \frac{\partial_i^2 \phi(\mathbf{x}, t)}{a^2} + \frac{\partial V}{\partial \phi} = 0, \quad (2)$$

where t is the cosmic time, \mathbf{x} is the comoving coordinate, $a(t)$ is the scale factor, $H = (da/dt)/a$ is the Hubble parameter, and ∂_i^2 is the Laplace operator. Here we neglect the gravitational self-interaction of DWs, which is justified if the DW energy density is subdominant.

Initial fluctuations. — The initial conditions of the scalar field are of essential importance for the formation and subsequent evolution of DW, which is one of the findings of this Letter. We assume that the scalar field initially fluctuates around ϕ_0 , where ϕ_0 is the field value averaged over the spatial region of our interest. We can bias the initial fluctuations by making ϕ_0 nonzero. For simplicity, let us first assume that $\phi_0 = 0$ and consider fluctuations around the origin.

The scale-dependence of the fluctuations is characterized by the power spectrum $P(k)$, which is defined by

$$\langle \phi(\mathbf{k})\phi(\mathbf{k}') \rangle = (2\pi)^d \delta^{(d)}(\mathbf{k} + \mathbf{k}') P(k), \quad (3)$$

where $\phi(\mathbf{k}) = \int d^d x e^{-i\mathbf{k}\cdot\mathbf{x}} \phi(\mathbf{x})$ is the Fourier transform, the angle brackets mean an ensemble average, and we

have introduced the spatial dimensions $d = 2$ or 3 for later use. Here, the rotational invariance is assumed to use $k = |\mathbf{k}|$ for the power spectrum. Then, the variance of fluctuations in real space can be expressed as

$$\langle \phi(\mathbf{x})^2 \rangle = \int \frac{d^d \mathbf{k}}{(2\pi)^d} P(k) = \int d \ln k \mathcal{P}(k), \quad (4)$$

where $\mathcal{P}(k)$ is the reduced power spectrum defined by $\mathcal{P}(k) = k^2 P(k)/2\pi$ for $d = 2$ and $\mathcal{P}(k) = k^3 P(k)/2\pi^2$ for $d = 3$. We mainly consider inflationary fluctuations; if the scalar is sufficiently light, i.e. $m_\phi \ll H_{\text{inf}}$, it acquires Gaussian fluctuations with almost scale-invariant power spectrum $\mathcal{P}(k) \simeq (H_{\text{inf}}/2\pi)^2$, where H_{inf} is the Hubble parameter during inflation.

The spatial average $\langle \phi \rangle (= \phi_0)$ is generically non-zero. In this case the initial distribution is biased, and it is obtained simply by shifting the above distribution by ϕ_0 . To quantify the bias, we define the bias parameter as

$$b_d \equiv \frac{\langle \phi \rangle}{\sqrt{\langle \phi^2 \rangle}}. \quad (5)$$

For the inflationary fluctuations, we replace the denominator with $\sqrt{\mathcal{P}(k)}$ to avoid the logarithmic dependence.

For the numerical lattice calculations, the initial conditions for the inflationary fluctuations are prepared as follows. First, we generate scalar fluctuations in the momentum space so that they satisfy the scale-invariant power spectrum. Then, we set the initial scalar field fluctuations in the real space by the inverse Fourier transform. On the other hand, for the Gaussian white noise, as in the case of thermal fluctuations, we randomly generate a scalar field value at each spatial point using the Gaussian probability distribution. In this case, the bias parameter b_d is evaluated by using the distribution in real space.

Scaling solution. — For the white noise or thermal initial conditions, the DW network quickly converges to the scaling solution, where there is on average about one DW per the Hubble horizon [5–12], given by

$$\frac{L_{\text{DW}}}{H^{-1}} = \mathcal{O}(1) \quad (6)$$

with L_{DW} being the average DW length per Hubble horizon. Note that the scaling solution (6) is a one-point function and does not contain any information on the spatial correlation of the DW distribution at large scales. We will see that, while the scaling solution (6) is also valid for inflationary fluctuations, the spatial DW distribution is significantly different from that for the white noise initial condition.

Numerical results. — We solve numerically the equation of motion (2) on a lattice in the comoving coordinate space with two different initial conditions: inflationary fluctuations and Gaussian white noise. In the case of inflationary fluctuations, in particular, the lattice box size should be sufficiently large because of the

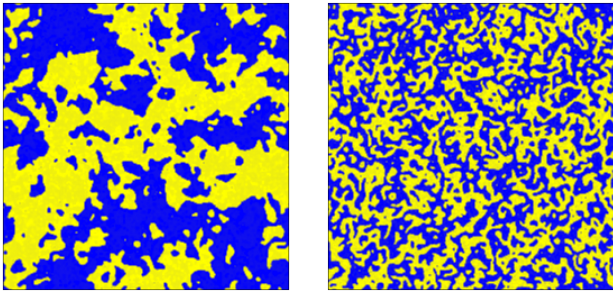


Fig. 1. Snapshots of the DW network at $\tau = 10/m_0$ in the absence of the bias, $b_d = 0$. Blue and yellow regions correspond to $\phi = -v$ and $+v$, respectively. Initial fluctuations are set with inflationary fluctuations (left) and Gaussian white noise (right). The box contains $\sim 40^2$ horizons.

correlations on large scales. To this end, we focus on DWs with their motion restricted in 2D space. We have performed numerical simulations in 3D space to confirm that similar results are obtained both quantitatively and qualitatively.

We have set the box size to contain 200^2 Hubble horizons at the initial conformal time $\tau_i = 1/m_0$ on a lattice with a grid size of 4096×4096 and a periodic boundary condition. Here we assume the radiation dominated universe and define the conformal time $\tau = \sqrt{2t}/m_0$ for convenience. Then, we have solved the equation of motion (2) using the second order leapfrog method with the two initial conditions, varying the bias b_d of the initial distributions.

The snapshots of the scalar field at $\tau = 10/m_0$ in the case of $b_d = 0$ are shown in Fig. 1, where the DWs separate the two vacua, $\phi = \pm v$. Compared to the white noise case, there are very large regions in the case of inflationary fluctuations. Such a region much larger than the Hubble horizon is considered to be stable, at least until the horizon grows to its size, due to the causality. Thus, in the case of scale-invariant fluctuations, the DW network is expected to be very stable because such a large region exists at any scale.

To see the stability of the DWs in the presence of the bias of initial fluctuations, we show in Fig. 2 the time evolution of the averaged DW length per Hubble horizon. In each panel the top line corresponds to $b_d = 0$, which satisfies the scaling solution (6)¹, while the lower lines are for more biased cases. In the case of white noise, the DWs collapse in a very short timescale even with a very small bias $b_d \ll 1$, whereas in the case of inflationary fluctuations, DWs are very long-lived even with a very large bias of $\mathcal{O}(1)$. The reason for the stability is the correlation of the scalar fluctuations at large scales.

¹ The slight increase of L_{DW}/H^{-1} is due to the finite box effect, which becomes milder as the lattice size increases.

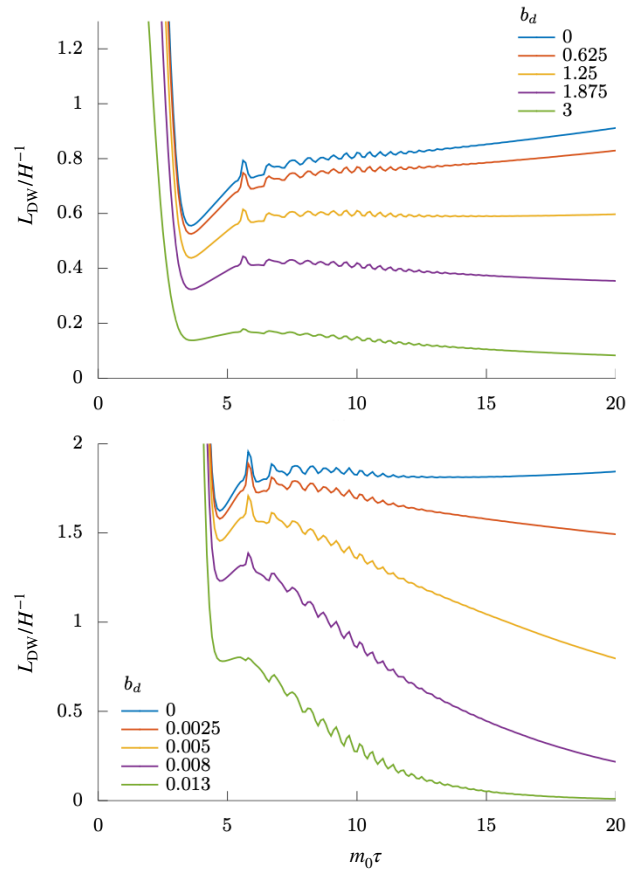


Fig. 2. The averaged DW length per Hubble horizon as a function of τ , based on 500 simulations. Initial fluctuations are set with inflationary fluctuations (top) and Gaussian white noise (bottom). The top line in each panel corresponds to $b_d = 0$, and the lower lines are for more biased initial fluctuations.

This leads to the characteristic void structure of domains, which cannot collapse until the Hubble horizon becomes comparable to its size. This is the central result of this Letter, which differs significantly from the claims in the literature [18–21, 27].

Lastly, we show in Fig. 3 the reduced power spectrum defined by (4) with $d = 2$ at $\tau = 10/m_0$ for the case of $b_d = 0$ on a lattice with a grid size of 16384×16384 (4096×4096) for the scale-invariant (white-noise) initial condition. Here k_H is the comoving wavenumber such that its corresponding wavelength is equal to the Hubble radius, $k_H/a = 2\pi H$. The red and blue lines correspond to the initial conditions of inflationary fluctuations and white noise [41], respectively. Each light-colored band represents the 1σ statistical uncertainties based on the 50 times simulations. One can see that the power spectrum is peaked around $k = k_H$, and there is no correlation at large scales in the case of white noise initial condition. The suppression at small scales is due to the DW dynamics. In fact, these features can be well explained by a simple model in which infinitely thin DWs have a uniform probability distribution on an arbitrary 1D line

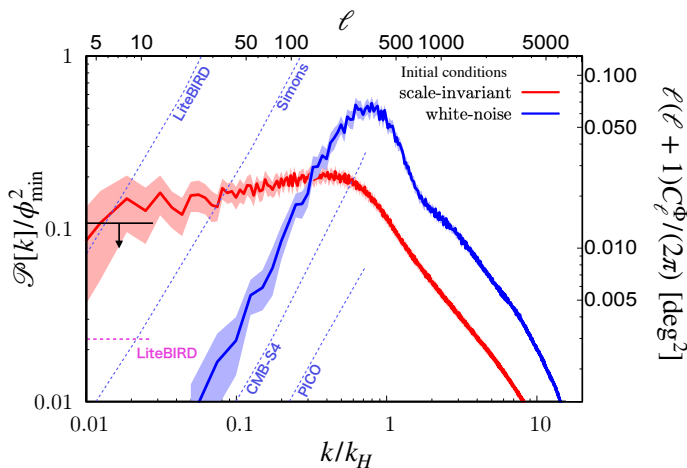


Fig. 3. The reduced power spectrum of the scalar field at $\tau = 10/m_0$ with the scale-invariant (red) and Gaussian white noise (blue) initial conditions in the absence of the bias, $b_a = 0$. The degree ℓ and the angular power spectrum are also displayed on the top and right frame labels in the case of the anisotropic CB induced by ALP DWs (see the text). The sensitivity reaches of various future CMB observations are shown by diagonal dashed lines. The horizontal solid (black) and dotted (magenta) lines on the left edge show the current CMB bound by BICEP/Keck [42] and the sensitivity reach of LiteBIRD for the scale-invariant spectrum, respectively. They are adopted from Ref. [43].

in space [29, 41]. In the case of inflationary fluctuations, on the other hand, the power spectrum is nearly scale-invariant at large scales, and suppressed at small scales as in the white noise case. The slight tilt of the power spectrum at large scales can be understood as follows. First, the initial power spectrum is scale-invariant and grows as the scalar field rolls down to either potential minimum. Then, the enhancement factor for a mode k is inversely proportional to the typical initial value of the coarse-grained field, $\bar{\phi}_R$, averaged over the comoving scale $R = 2\pi/k$, and $\bar{\phi}_R$ grows as R increases;

$$\bar{\phi}_{R_1}^2 - \bar{\phi}_{R_2}^2 \simeq \int_{\ln k_1}^{\ln k_2} d \ln k' \mathcal{P}(k') \propto \ln \frac{k_2}{k_1} > 0, \quad (7)$$

where $R_1 > R_2$, i.e. $k_1 < k_2$, is assumed in the last inequality. We confirmed that this nicely explains the slightly blue-tilted spectrum at large scales.

Cosmic birefringence from ALP DW. — The dynamics of the DW network is not sensitive to the detailed shape of the Z_2 symmetric potential, and in particular, the above argument can be applied to the sine-Gordon potential,

$$V(\phi) = m_\phi^2 f_\phi^2 \left(1 + \cos \left(\frac{\phi}{f_\phi} \right) \right), \quad (8)$$

where m_ϕ and f_ϕ are the mass and decay constant of ϕ . In the following ϕ is identified with an ALP with

the above potential. The sine-Gordon potential is the simplest of the potentials with discrete shift symmetry, $\phi \rightarrow \phi + 2\pi f_\phi$, and there are multiple degenerate vacua. We assume that the two vacua at $\phi_{\min} = \pm\pi f_\phi$ are populated by the initial fluctuations for simplicity.

The ALP is coupled to photons as

$$\mathcal{L} \supset -c_\gamma \frac{\alpha_{\text{em}}}{4\pi f_\phi} \phi F_{\mu\nu} \tilde{F}^{\mu\nu}, \quad (9)$$

where c_γ is the anomaly coefficient of $\mathcal{O}(1)$, α_{em} the fine-structure constant, and F and \tilde{F} the photon field strength and its dual, respectively. Suppose that during the propagation of the CMB photon from the LSS to us, the ALP field value changes in time and space slowly enough compared to the frequency of the photon. Then the polarization plane rotates in proportion to the change in the ALP field [44–46]. If the ALP DWs have existed from the time of recombination to the present, the rotation angle is [29]

$$\Delta\Phi(\Omega) \simeq 0.42 \text{ deg} \times c_\gamma \left(\frac{\phi_{\text{today}} - \phi_{\text{LSS}}(\Omega)}{2\pi f_\phi} \right), \quad (10)$$

with Ω being the spherical polar coordinates. Here ϕ_{today} and ϕ_{LSS} is the vacuum at the solar system and at the LSS, respectively. The parenthesis in Eq. (10) is approximately equal to 1/2 when averaged over the entire sky², and it predicts the isotropic CB, $\beta \simeq 0.21 c_\gamma \text{ deg}$ [29], which is consistent with the recent hint, $\beta = 0.36 \pm 0.11 \text{ deg}$ [30, 31].

Unlike models based on spatially uniform ALP [30, 47–53], the ALP DWs predict anisotropic CB that reflects the DW distribution on the LSS. We can map the reduced power spectrum obtained in the previous section to the LSS by using the relations,³ $\sqrt{\ell(\ell+1)}/d_L \leftrightarrow k$, $\ell(\ell+1)C_\ell^\Phi/2\pi\beta^2 \leftrightarrow \mathcal{P}[k]/\phi_{\min}^2$, where d_L is the comoving distance to the LSS, and C_ℓ^Φ is the angular power spectrum of $\Delta\Phi(\Omega)$ [41, 54]. The mapped ℓ , and C_ℓ^Φ are shown on the upper and right axes of the panel in Fig. 3, where $\beta = 0.36 \text{ deg}$ is assumed. Note that the anisotropic CB is correlated with the isotropic one as $C_\ell^\Phi \propto \beta^2$.

We show in Fig. 3 the expected sensitivity of future CMB experiments such as LiteBIRD [32], Simons Observatory [33], CMB-S4-like [34], and PICO [35] experiments (CMB-S4 and PICO experiments) for each case of white noise and scale-invariant power spectrum. One can see that the predicted anisotropic CB is within reach of future CMB observations for both initial conditions. Especially in the case of inflationary fluctuations, the predicted anisotropic CB is close to the current limit by BICEP/Keck on the scale-invariant spectrum, $\ell(\ell+1)C_\ell^\Phi/(2\pi) < 0.014 \text{ deg}^2$ (95 % CL) [42]

² Due to the limited field of view of ground-based CMB experiments, especially for ALP DWs with inflationary fluctuations, the observed rotation angle may differ by $\mathcal{O}(1)$.

³ The reduced power spectrum is smaller than that used in Ref. [41] by a factor of 2π .

shown by the horizontal line and the arrow on the left edge. While the prediction shown in the figure barely satisfies the current limit, one can relax the tension by taking slightly smaller β or including the effects of cosmic variance and/or bias while explaining the isotropic CB[30, 31]. We have checked that, even for $b_d = 1$, the reduced power spectrum gets suppressed up to by 20% at large scales and is stable over time. Note also that the lowest multipoles $\ell < 20$ are most important for constraining the scale-invariant CB. Thus, the predicted anisotropic CB can be confirmed or refuted in near-future experiments, including LiteBIRD.

Discussion and conclusions. — We have focused on the ALP DWs, while the axion strings with/without DWs, which appear due to the spontaneous breaking of anomalous U(1) symmetry, have also been in Refs. [55–58]. It was shown that the hint for the isotropic CB was difficult to explain in terms of the axion strings [29, 58], because the predicted CB is predominantly anisotropic and tightly constrained by observations. At large scales, anisotropic CB is approximately given by the so-called scale-invariant power spectrum in both the axion DW and string cases, but its magnitude is larger in the axion string case. This is due to the cumulative contributions

of strings along the line of sight.

We emphasize that the DW scaling solution is not a local attractor in the presence of correlations at large scales, and therefore, it is the distribution of DWs (or the seed fluctuations) outside the Hubble horizon that determines the evolution of DWs, and thus of the fate of the entire DW network. In other words, the percolation theory cannot be applied to the DWs with inflationary fluctuations, at least in a simple form, and any arguments based on it in the literature must be scrutinized. The DWs with inflationary fluctuations are also stable or very long-lived with respect to the bias of the potential. We will investigate this in detail elsewhere [59].

ACKNOWLEDGMENTS

This work is supported by JSPS Core-to-Core Program (grant number: JPJSCCA20200002) (F.T.), JSPS KAKENHI Grant Numbers 19H01894 (N.K.), 20H01894 (F.T. and N.K.), 20H05851 (F.T., N.K. and W.Y.), 21H01078 (N.K.), 21K20364 (W.Y.), 22K14029 (W.Y.), and 22H01215 (W.Y.).

-
- [1] Y. B. Zeldovich, I. Y. Kobzarev, and L. B. Okun, Zh. Eksp. Teor. Fiz. **67**, 3 (1974).
 - [2] T. W. B. Kibble, J. Phys. A **9**, 1387 (1976).
 - [3] A. Vilenkin, Phys. Rev. D **23**, 852 (1981).
 - [4] A. Vilenkin and E. P. S. Shellard, *Cosmic Strings and Other Topological Defects* (Cambridge University Press, 2000).
 - [5] W. H. Press, B. S. Ryden, and D. N. Spergel, Astrophys. J. **347**, 590 (1989).
 - [6] M. Hindmarsh, Phys. Rev. Lett. **77**, 4495 (1996), arXiv:hep-ph/9605332.
 - [7] T. Garagounis and M. Hindmarsh, Phys. Rev. D **68**, 103506 (2003), arXiv:hep-ph/0212359.
 - [8] J. C. R. E. Oliveira, C. J. A. P. Martins, and P. P. Avelino, Phys. Rev. D **71**, 083509 (2005), arXiv:hep-ph/0410356.
 - [9] P. P. Avelino, C. J. A. P. Martins, and J. C. R. E. Oliveira, Phys. Rev. D **72**, 083506 (2005), arXiv:hep-ph/0507272.
 - [10] A. M. M. Leite and C. J. A. P. Martins, Phys. Rev. D **84**, 103523 (2011), arXiv:1110.3486 [hep-ph].
 - [11] A. M. M. Leite, C. J. A. P. Martins, and E. P. S. Shellard, Phys. Lett. B **718**, 740 (2013), arXiv:1206.6043 [hep-ph].
 - [12] C. J. A. P. Martins, I. Y. Rybak, A. Avgoustidis, and E. P. S. Shellard, Phys. Rev. D **93**, 043534 (2016), arXiv:1602.01322 [hep-ph].
 - [13] A. Vilenkin, Phys. Rept. **121**, 263 (1985).
 - [14] P. Sikivie, Phys. Rev. Lett. **48**, 1156 (1982).
 - [15] A. K. Mohanty and F. W. Stecker, Phys. Lett. B **143**, 351 (1984).
 - [16] G. B. Gelmini, M. Gleiser, and E. W. Kolb, Phys. Rev. D **39**, 1558 (1989).
 - [17] Z. Lalak and S. Thomas, Phys. Lett. B **306**, 10 (1993), arXiv:hep-ph/9303250.
 - [18] Z. Lalak, B. A. Ovrut, and S. Thomas, Phys. Rev. D **51**, 5456 (1995).
 - [19] Z. Lalak, S. Lola, B. A. Ovrut, and G. G. Ross, Nucl. Phys. B **434**, 675 (1995), arXiv:hep-ph/9404218.
 - [20] D. Coulson, Z. Lalak, and B. A. Ovrut, Phys. Rev. D **53**, 4237 (1996).
 - [21] S. E. Larsson, S. Sarkar, and P. L. White, Phys. Rev. D **55**, 5129 (1997), arXiv:hep-ph/9608319.
 - [22] J. R. C. C. Correia, I. S. C. R. Leite, and C. J. A. P. Martins, Phys. Rev. D **90**, 023521 (2014), arXiv:1407.3905 [hep-ph].
 - [23] J. R. C. C. Correia, I. S. C. R. Leite, and C. J. A. P. Martins, Phys. Rev. D **97**, 083521 (2018), arXiv:1804.10761 [astro-ph.CO].
 - [24] T. Krajewski, J. H. Kwapisz, Z. Lalak, and M. Lewicki, Phys. Rev. D **104**, 123522 (2021), arXiv:2103.03225 [astro-ph.CO].
 - [25] A. D. Linde and D. H. Lyth, Phys. Lett. B **246**, 353 (1990).
 - [26] D. H. Lyth, Phys. Rev. D **45**, 3394 (1992).
 - [27] D. Coulson, Z. Lalak, and B. A. Ovrut, in *PASCOS / HOPKINS 1995* (1995) pp. 429–444, arXiv:hep-ph/9508226.
 - [28] H. Davoudiasl, S. Sarangi, and G. Shiu, Phys. Rev. Lett. **99**, 161302 (2007), arXiv:hep-th/0611232.
 - [29] F. Takahashi and W. Yin, JCAP **04**, 007 (2021), arXiv:2012.11576 [hep-ph].
 - [30] Y. Minami and E. Komatsu, Phys. Rev. Lett. **125**, 221301 (2020), arXiv:2011.11254 [astro-ph.CO].
 - [31] P. Diego-Palazuelos et al., Phys. Rev. Lett. **128**, 091302 (2022), arXiv:2201.07682 [astro-ph.CO].

- [32] T. Matsumura *et al.*, *J. Low Temp. Phys.* **184**, 824 (2016).
- [33] P. Ade *et al.* (Simons Observatory), *JCAP* **02**, 056 (2019), arXiv:1808.07445 [astro-ph.CO].
- [34] K. N. Abazajian *et al.* (CMB-S4), (2016), arXiv:1610.02743 [astro-ph.CO].
- [35] S. Hanany *et al.* (NASA PICO), (2019), arXiv:1902.10541 [astro-ph.IM].
- [36] M. Y. Khlopov, S. G. Rubin, and A. S. Sakharov, *Astropart. Phys.* **23**, 265 (2005), arXiv:astro-ph/0401532.
- [37] R. Daido, N. Kitajima, and F. Takahashi, *JCAP* **07**, 046 (2015), arXiv:1504.07917 [hep-ph].
- [38] R. Daido, N. Kitajima, and F. Takahashi, *Phys. Rev. D* **92**, 063512 (2015), arXiv:1505.07670 [hep-ph].
- [39] T. Kobayashi and F. Takahashi, *JCAP* **08**, 056 (2016), arXiv:1607.04294 [hep-ph].
- [40] A. S. Sakharov, Y. N. Eroshenko, and S. G. Rubin, *Phys. Rev. D* **104**, 043005 (2021), arXiv:2104.08750 [hep-ph].
- [41] N. Kitajima, F. Kozai, F. Takahashi, and W. Yin, (2022), arXiv:2205.05083 [astro-ph.CO].
- [42] P. A. R. Ade *et al.* (BICEP/Keck), (2022), arXiv:2210.08038 [astro-ph.CO].
- [43] L. Pogosian, M. Shimon, M. Mewes, and B. Keating, *Phys. Rev. D* **100**, 023507 (2019), arXiv:1904.07855 [astro-ph.CO].
- [44] S. M. Carroll, G. B. Field, and R. Jackiw, *Phys. Rev. D* **41**, 1231 (1990).
- [45] S. M. Carroll and G. B. Field, *Phys. Rev. D* **43**, 3789 (1991).
- [46] D. Harari and P. Sikivie, *Phys. Lett. B* **289**, 67 (1992).
- [47] T. Fujita, K. Murai, H. Nakatsuka, and S. Tsujikawa, *Phys. Rev. D* **103**, 043509 (2021), arXiv:2011.11894 [astro-ph.CO].
- [48] V. M. Mehta, M. Demirtas, C. Long, D. J. E. Marsh, L. McAllister, and M. J. Stott, *JCAP* **07**, 033 (2021), arXiv:2103.06812 [hep-th].
- [49] G. Choi, W. Lin, L. Visinelli, and T. T. Yanagida, *Phys. Rev. D* **104**, L101302 (2021), arXiv:2106.12602 [hep-ph].
- [50] S. Nakagawa, F. Takahashi, and M. Yamada, *Phys. Rev. Lett.* **127**, 181103 (2021), arXiv:2103.08153 [hep-ph].
- [51] S. Gasparotto and I. Obata, (2022), arXiv:2203.09409 [astro-ph.CO].
- [52] K. Murai, F. Naokawa, T. Namikawa, and E. Komatsu, (2022), arXiv:2209.07804 [astro-ph.CO].
- [53] W. Lin, T. T. Yanagida, and N. Yokozaki, (2022), arXiv:2209.12281 [hep-ph].
- [54] F. Bernardeau, C. Pitrou, and J.-P. Uzan, *JCAP* **02**, 015 (2011), arXiv:1012.2652 [astro-ph.CO].
- [55] P. Agrawal, A. Hook, and J. Huang, *JHEP* **07**, 138 (2020), arXiv:1912.02823 [astro-ph.CO].
- [56] M. Jain, A. J. Long, and M. A. Amin, *JCAP* **05**, 055 (2021), arXiv:2103.10962 [astro-ph.CO].
- [57] W. W. Yin, L. Dai, and S. Ferraro, (2021), arXiv:2111.12741 [astro-ph.CO].
- [58] M. Jain, R. Hagimoto, A. J. Long, and M. A. Amin, *JCAP* **10**, 090 (2022), arXiv:2208.08391 [astro-ph.CO].
- [59] N. Kitajima, J. Lee, F. Takahashi, and W. Yin, in preparation.

1. A DW model of subhorizon fluctuation with bias

In the main text, we focused on the inflationary fluctuations, while the Gaussian white noise is considered only for comparison. On the other hand, the formation and evolution of DWs based on such biased white noise initial fluctuations have been investigated in the past literature [18–23]. Therefore, it would be useful to provide an explicit UV model that actually realizes such initial condition.

One way is to introduce another axion, a' , with mixing with an axion a that constitutes the DW in the low energy. If the global U(1) symmetry for a' is spontaneously broken after inflation, axionic strings are produced. On the other hand, the U(1) symmetry for a is assumed to be already spontaneously broken during inflation. If a combination of two U(1)'s for a and a' is explicitly broken, those strings annihilate when the corresponding DWs are generated. Then, we are left with almost white noise initial condition for the remaining lighter degrees of freedom [29].

As another example, let us build a model with approximate Z_2 symmetry, such that the adjacent vacua are physically identical and, therefore, strictly degenerate in energy. We introduce an axion, a , which enjoys the discrete shift symmetry, with an approximate (dark) charge conjugation symmetry, C_{dark} . The interacting Lagrangian is given as,

$$\mathcal{L} = -y\Phi\bar{\Psi}_L\Psi_R - M\bar{\Psi}_L\Psi_R + \text{h.c.} \quad (11)$$

Here Φ is a Peccei-Quinn (PQ) field for the axion, and $\Psi_{L,R}$ are PQ fermions, while the fermion mass M is the explicit breaking of the PQ symmetry. Under the C_{dark} symmetry, the fields transform as $\bar{\Psi}_L \leftrightarrow \Psi_R, \Phi \leftrightarrow \Phi^*$, and therefore, both y and M must be real.

Now let us consider the low energy effective theory for the axion, a , after the PQ spontaneous symmetry breaking. The Nambu-Goldstone boson, a , resides in the phase as $\Phi = \frac{f_a}{\sqrt{2}} \exp[ia/f_a]$, and it obtains the potential of

$$\mathcal{L}_{\text{eff}} = -y\frac{f_a}{\sqrt{2}}e^{ia/f_a}\bar{\Psi}_L\Psi_R - M\bar{\Psi}_L\Psi_R + \text{h.c.} \quad (12)$$

The axion effective (thermal) potential is given by

$$\delta V_{\text{eff}} = -\frac{1}{64\pi^2}M_{\text{eff}}^4 \left(\log \frac{M_{\text{eff}}^2}{\mu^2} - \frac{3}{2} \right) - \frac{T^4}{\pi^2} J(M_{\text{eff}}^2/T^2) \quad (13)$$

with

$$J(y^2) = \int_0^\infty dx x^2 \log(1 + e^{-\sqrt{x^2+y^2}}) \quad (14)$$

and $M_{\text{eff}}^2 \equiv \left| \frac{yf_a}{\sqrt{2}}e^{ia/f_a} + M \right|^2 \supset \sqrt{2}(yf_a M) \cos(a/f_a)$. Here we assume that Ψ is thermalized at temperature T . We obtain a thermal mass contribution at $T^2 \gg M_{\text{eff}}^2$ as

$$\delta V_{\text{eff}} \supset -\frac{T^2}{24}M_{\text{eff}}^2 \supset -\frac{T^2}{24}\sqrt{2}yf_a M \cos(a/f_a). \quad (15)$$

Since both yf_a and M are real thanks to the C_{dark} symmetry, the thermal mass at high enough T can bring the axion to $a = 0$ if $yM > 0$.

We may also have another source for the axion potential from, e.g., non-perturbative effects of non-Abelian gauge symmetry, in which case the total potential is

$$V(a) = \Lambda^4 \cos(a/f_a) + \delta V_{\text{eff}}. \quad (16)$$

As long as the explicit breaking term satisfies C_{dark} , the potential always has the symmetric enhanced point at $a = 0$ since $a \rightarrow -a$ under C_{dark} . Thus $a = 0$ is either the potential maximum or minimum. Since the axion is at the hilltop due to the thermal mass at a high enough temperature, the initial condition for the domain wall formation is set by thermal effects. At the low temperature, the symmetry enhancement point may turn out to be a local maximum, and thus the domain wall is formed at $H \sim m_a$ with m_a being the axion mass in the vacuum.

If we introduce a tiny breaking the C_{dark} symmetry, e.g., by adding a phase, $\theta \neq 0$ for the coupling, $y \rightarrow \exp(i\theta)y$. Then the thermal potential, in general, does not necessarily bring the axion exactly at the origin, and the misalignment will induce the bias of the axion distribution. On the other hand, in spite of such bias, we still have degenerate vacua due to the periodicity of the potential, i.e., the potential does not change with $a \rightarrow a + 2\pi f_a$.