

Enhancing Resource Utilization of Non-terrestrial Networks Using Temporal Graph-based Deterministic Routing

Keyi Shi, Jingchao Wang, Hongyan Li and Kan Wang

Abstract—Non-terrestrial networks (NTNs) are expected to provide continuous and ubiquitous connectivity across the globe. We identify that deterministic routing is a promising technology to achieve high resource utilization and strict QoE guarantee in NTNs. However, due to the time-varying topology, dynamic bandwidth and long propagation, for establishing deterministic services, it is not only difficult in finding stable end-to-end (E2E) routing, but also complex for joint routing and scheduling. Towards this, we propose an optimal solution based on temporal graphs to enhance resource utilization and service capability of NTNs. First, an extended time-expanded graph (ETEG) with introduced virtual nodes and edges is constructed to uniformly model both heterogeneous resources and traffic requirements. Then, we recast the deterministic routing problem as an integer linear programming (ILP) problem, by linearizing the constraints containing variable-dependent summations, round-down operation and multiplication of nonlinear terms. With the solid upper bound by ILP-based scheduling, we further propose a low-complexity ETEG-based shortest time-featured path algorithm to jointly use transmission and storage resources to support dynamic queuing and cross-cycle transmission of packets, thereby determining the best outgoing link and forwarding cycle hop-by-hop. The optimality and complexity are analyzed, together with simulations to verify the superiority of proposed algorithm in traffic acceptance, E2E delay and running time.

Index Terms—Non-terrestrial network, deterministic routing, temporal graph, integer linear programming, resource utilization.

I. INTRODUCTION

Thanks to the advantages of wide coverage, high bandwidth, and low cost, non-terrestrial networks (NTNs) can complement terrestrial systems to provide high-speed Internet access for inaccessible/remote areas [1]. Advances in aerial/space technologies coupled with the cost reduction in their manufacturing and launching have promoted NTNs [2]. Mega-constellations including Starlink, OneWeb and Telesat are being built rapidly, leading to a more important role of NTNs in the future [3]. Meanwhile, the 3GPP and IETF have started standardization of NTN networking technologies. 3GPP works on evolving 5G systems to support NTNs and has released a series of documents in designing network architecture, system configuration and radio access since 2017 [4]. IETF network working group analyzes the requirements of satellite constellation in future Internet, identifying that efficient L3 networking is the enabler for scalable NTNs [5].

However, traditional IP technologies (e.g., OSPF [6]) provide only “best effort” services for terrestrial networks with static networking. Internet service providers use extensive redundant resources to maintain a light network load for guaranteeing QoE [7], which is impractical in NTNs, since time-varying topology, long propagation and limited on-board capacity would deteriorate the transmission performance and resource utilization [8]. The widely used snapshot-based routing [9] and contact graph routing (CGR) [10] take into account time-varying satellite network characteristics. The former uses a series of static snapshots to model the evolving topology and establish fixed end-to-end (E2E) routing in each snapshot, thus incurring frequent routing switching and packet loss (i.e., unreachability). The latter uses on-board caching to store-and-forward packets during switching and finds the earliest connected E2E routing, but limited storage capacities may cause packet loss (i.e., overflow). Moreover, since above both strategies decide routing based on network topology and average bandwidth requirement, without specifying the transmission time of packets, micro-bursts occur frequently [11], resulting in uncertain delay and packet loss (i.e., congestion).

Deterministic routing [12] is a promising technology to enhance service capability and resource utilization of NTNs. By dividing the time horizon into cycles and jointly arranging the E2E routing and per-hop forwarding cycle for traffics, delay and jitter are powerfully bounded. Also, resources in allocated cycles are reserved to reduce packet loss due to micro-bursts. Despite significant efforts by IEEE time-sensitive networking (TSN) [13] and IETF deterministic networking (DetNet) [14], establishing deterministic services in NTNs is still challenging: i) time-varying topology and long propagation make it difficult to find stable E2E routing; and ii) the complexity of integer linear programming (ILP)-based solution for joint routing and scheduling too high to meet online demanding [15].

To address the aforementioned challenges, we present an optimal solution based on temporal graphs [16].

- Firstly, an extended time-expanded graph (ETEG) is constructed by introducing virtual nodes and edges to uniformly model both network heterogeneous resources (i.e., contact topology, link capacity and on-board storage) and traffic requirements (i.e., E2E delay and capacity).
- With ETEG, we formulate the deterministic routing problem in detail and recast it as an ILP through linearization. Specifically, by introducing auxiliary binary variables, we convert variable-dependent summations into variable-independent ones, substitute the nonlinear variable multiplication for a linear function on single variable, transform the nonlinear round-down operation into equivalent

K. Shi and H. Li are with the State Key Laboratory of Integrated Services Networks, Xidian University, Xi'an 710071, P. R. China. (Email: kyshi10091@163.com; hyl@xidian.edu.cn).

J. Wang is with the Peng Cheng Laboratory, Shenzhen 518055, China (e-mail: wangjc61s@163.com).

K. Wang is with the School of Computer Science and Engineering, Xi'an University of Technology, Xi'an 710048, China. (Email: wangkan@xaut.edu.cn).

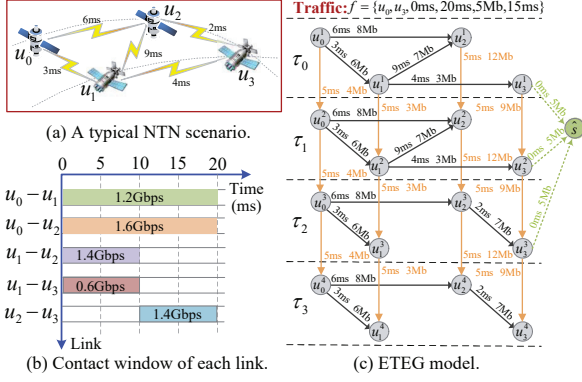


Fig. 1. An ETEG for modeling a typical NTN scenario.

inequalities, and decompose the product of two nonlinear terms as two linear constraints.

- With the solid upper bound by ILP-based scheduling, we further propose a low-complexity ETEG-based shortest time-featured path algorithm to enable practicability, which can jointly use transmission and storage resources to support dynamic queuing and cross-cycle transmission of packets, thereby determining the best outgoing link and forwarding cycle hop-by-hop.
- Optimality and complexity analyses, and simulations are presented to verify the efficiency of proposed algorithm, which outperforms OSPF, snapshot-based routing and CGR in both traffic acceptance and E2E delay, and is with much lower running time than ILP-based scheduling.

II. SYSTEM MODEL AND PROBLEM FORMULATION

A. System Model

We consider a typical NTN scenario with massive satellites $u_0, u_1, \dots, u_i, \dots, u_{N-1}$, as shown in Fig. 1(a). Assume that at every egress port of each satellite, the time horizon is divided into cycles with duration $|\tau|$ and multiple logical transmission queues in round-robin mode are equipped, so as to support deterministic forwarding. In particular, we focus on the transmission arrangement of a time-critical traffic f in an online fashion, depicted by $\{u_a, u_z, t_f, T_f, A_f, B_f\}$, where u_a is the source, u_z is the sink, t_f is the earliest sending time, T_f is the traffic period, A_f is the packet size and B_f is the upper bound of E2E delay. Then, we select the planning horizon as $[t_f, t_f + T_f]$ and divide it into cycles $\{\tau_h | h \in \mathcal{H}\}$ with $\mathcal{H} = \{1, 2, \dots, H\}$ and $H = \lceil \frac{T_f}{|\tau|} \rceil$. As shown in Fig. 1, the ETEG = $(\mathcal{V}, \mathcal{E}, \mathcal{C}, \mathcal{L})$ can be constructed as follows.

1) Modeling of network heterogeneous resources:

- Introducing the node set $\mathcal{V} = \{u_i^h | 0 \leq i \leq N-1, h \in \mathcal{H}\}$ with each u_i^h denoting the satellite u_i in τ_h .
- Adding the edge set $\mathcal{E} = \mathcal{E}_t \cup \mathcal{E}_s$. $\mathcal{E}_t = \{(u_i^h, u_j^h) | u_i^h, u_j^h \in \mathcal{V}\}$ is the set of directed transmission edges, where $(u_i^h, u_j^h) \in \mathcal{E}_t$ denotes the transmission opportunity from u_i to u_j in τ_h . $\mathcal{E}_s = \{(u_i^h, u_i^{h+1}) | u_i^h, u_i^{h+1} \in \mathcal{V}\}$ is the set of storage edges with $(u_i^h, u_i^{h+1}) \in \mathcal{E}_s$ depicting the capability of u_i to cache traffic packets from τ_h to τ_{h+1} .
- Adding the capacity set $\mathcal{C} = \mathcal{C}_t \cup \mathcal{C}_s$. Each element in the cycle-capacity subset $\mathcal{C}_t = \{c_{u_i^h, u_j^h} | (u_i^h, u_j^h) \in \mathcal{E}_t\}$ is defined as $c_{u_i^h, u_j^h} = \int_{\tau_h} \mathcal{W}_{u_i, u_j}(t) dt$, where $\mathcal{W}_{u_i, u_j}(t)$ is the instantaneous bandwidth on the link from u_i to u_j . The storage-capacity subset $\mathcal{C}_s = \{c_{u_i^h, u_i^{h+1}} | (u_i^h, u_i^{h+1}) \in \mathcal{E}_s\}$

$\mathcal{E}_s\}$ is also added, where $c_{u_i^h, u_i^{h+1}}$ represents the on-board storage capacities in u_i during τ_h .

- Introducing the latency set $\mathcal{L} = \mathcal{L}_t \cup \mathcal{L}_s$. Specially, $\mathcal{L}_t = \{l_{u_i^h, u_j^h} | (u_i^h, u_j^h) \in \mathcal{E}_t\}$ holds, with each $l_{u_i^h, u_j^h}$ denoting the propagation delay on the transmission link from u_i to u_j in τ_h . And $\mathcal{L}_s = \{l_{u_i^h, u_i^{h+1}} | (u_i^h, u_i^{h+1}) \in \mathcal{E}_s\}$ characterizes cross-cycle (from τ_h to τ_{h+1}) queuing delay at u_i , which is initialized as $|\tau|$.

2) Representation of traffic transmission requirements:

- For the given $f = \{u_a, u_z, t_f, T_f, A_f, B_f\}$, we introduce a virtual sink \hat{s} into \mathcal{V} and add a series of aggregation edges $\{(u_z^h, \hat{s}) | 1 \leq h \leq \lceil \frac{B_f}{|\tau|} \rceil\}$ in \mathcal{E} . By setting $c_{u_z^h, \hat{s}} = A_f$ and $l_{u_z^h, \hat{s}} = 0$, the required capacity guarantee and E2E delay constraint are powerfully enforced.

B. Problem Formulation

The deterministic routing problem is to jointly schedule the transmission path and per-hop forwarding cycle from u_a to u_z for the given f , so that the E2E delay does not exceed B_f and link capacities (or on-board storages) in allocated cycles are sufficient, which can be formulated as follows.

$$\mathbb{P}_0 : \min \sum_{(u_i^h, u_j^w) \in \mathcal{E}} l_{u_i^h, u_j^w} \cdot x_{i,j}^{h,w} \quad (1)$$

$$\text{s.t.} \quad \sum_{(u_a^h, u_i^h) \in \mathcal{E}} x_{a,i}^{1,h} = \sum_{(u_i^h, \hat{s}) \in \mathcal{E}} x_{i,\hat{s}}^{h,-} = 1, \quad (2)$$

$$\sum_{(u_i^h, u_j^w) \in \mathcal{E}} l_{u_i^h, u_j^w} \cdot x_{i,j}^{h,w} \leq B_f, \quad (3)$$

$$c_{u_i^h, u_j^w} \cdot x_{i,j}^{h,w} + A_f \cdot (1 - x_{i,j}^{h,w}) \geq A_f, \forall u_i^h, u_j^w \in \mathcal{V}, \quad (4)$$

$$\sum_{u_i^h, u_j^h \in \mathcal{V}} \sum_{h \in \mathcal{H}} x_{i,j}^{h,h} = \sum_{u_j^h, u_i^h \in \mathcal{V}} \sum_{h \in \mathcal{H}} x_{j,i}^{h,h}, \forall u_j \neq u_a, u_z, \quad (5)$$

$$\left[\left[\frac{1}{|\tau|} \cdot \sum_{(u_i^h, u_j^w) \in \mathcal{E}} \sum_{w=h}^{g(\mathbf{x}_{2k})} \sum_{h=1}^{g(\mathbf{x}_{2k})-1} x_{i,j}^{h,w} \cdot l_{u_i^h, u_j^w} \right] - g(\mathbf{x}_{2k}) \right] \cdot [g(\mathbf{x}_{2k}) - g(\mathbf{x}_{1k})] = 0, \forall u_k, \quad (6)$$

$$\text{var. } x_{i,j}^{h,w} \in \{0, 1\}.$$

The optimization goal (1) is to minimize the E2E delay, defined by the decision variable $x_{i,j}^{h,w} \in \{0, 1\}$ that equals 1 iff f is transmitted on $(u_i^h, u_j^w) \in \mathcal{E}$ ¹. (2) specifies the source u_a^1 and sink \hat{s} , and ensures single-path routing. (3) constraints the upper bound of E2E delay and (4) requires the available cycle-capacity/storage-capacity on each selected edge is not less than A_f . (5) is the lossless forwarding constraint, that is, if a satellite (except u_a and u_z) receives traffic packets, it must also forward them downstream within the planning horizon. (6) restricts the relationship between cycles of traffic packets entering and leaving any satellite u_k , calculated as

$$g(\mathbf{x}_{1k}) = \sum_{(u_i^h, u_k^h) \in \mathcal{E}} \sum_{h \in \mathcal{H}} h \cdot x_{i,k}^{h,h}, \forall u_k, \mathbf{x}_{1k} = [x_{i,k}^{h,h}]_{i=0, h=1}^{N-1, H},$$

and

$$g(\mathbf{x}_{2k}) = \sum_{(u_k^h, u_i^h) \in \mathcal{E}} \sum_{h \in \mathcal{H}} h \cdot x_{k,i}^{h,h}, \forall u_k, \mathbf{x}_{2k} = [x_{k,i}^{h,h}]_{i=0, h=1}^{N-1, H}.$$

¹For $\forall (u_i^h, \hat{s}) \in \mathcal{E}$, its decision variable is marked as $x_{i,\hat{s}}^{h,-}$.

Note that $g(\mathbf{x}_{1k})$ and $g(\mathbf{x}_{2k})$ are not always identical due to possible queuing and cross-cycle transmission.

Remark 1. Since cycles are fixed and link propagation is non-negligible (even greater than $|\tau|$), the cross-cycle transmission occurs frequently. As in Fig. 1, assuming that packets of f are sent by u_0 at the beginning of τ_1 but reach u_1 during τ_2 (at time 6ms) and are queued until τ_3 before forwarding to u_3 , then $g(\mathbf{x}_{1k})$ and $g(\mathbf{x}_{2k})$ for u_1 are 1 and 3, respectively.

C. Problem Reformulation

Note that \mathbb{P}_0 is unsolvable with existing ILP solvers due to the nonlinear constraint (6), and we then recast (6) into a series of linear constraints through the following process.

First, by introducing a binary variable χ_h , we can convert

$$\sum_{(u_i^h, u_j^w) \in \mathcal{E}} \sum_{w=h}^{g(\mathbf{x}_{2k})} \sum_{h=1}^{g(\mathbf{x}_{2k})-1} x_{i,j}^{h,w} \cdot l_{u_i^h, u_j^w}$$

in (6) into

$$\sum_{(u_i^h, u_j^w) \in \mathcal{E}} \sum_{w=h}^H \sum_{h \in \mathcal{H}} \chi^h \cdot x_{i,j}^{h,w} \cdot l_{u_i^h, u_j^w},$$

by converting variable-dependent summations to variable-independent ones, satisfying

$$h - g(\mathbf{x}_{2k}) \geq (2 - H) \cdot \chi^h + \varepsilon \cdot (1 - \chi^h) - 1, \forall h \in \mathcal{H}, \quad (7)$$

$$h - g(\mathbf{x}_{2k}) \leq (H - 1) \cdot (1 - \chi^h) - \varepsilon \cdot \chi^h, \forall h \in \mathcal{H}, \quad (8)$$

where ε is a positive constant approaching 0.

Then, we use another binary variable $\tilde{x}_{i,j}^{h,w}$ restricted by

$$\tilde{x}_{i,j}^{h,w} = \chi^h \cdot x_{i,j}^{h,w}, \forall u_i^h, u_j^w \in \mathcal{V}, h \in \mathcal{H}, \quad (9)$$

$$\chi^h + x_{i,j}^{h,w} - 1 \leq \tilde{x}_{i,j}^{h,w}, \forall u_i^h, u_j^w \in \mathcal{V}, h \in \mathcal{H}, \quad (10)$$

$$\chi^h \geq \tilde{x}_{i,j}^{h,w}, \forall u_i^h, u_j^w \in \mathcal{V}, h \in \mathcal{H}, \quad (11)$$

and

$$x_{i,j}^{h,w} \geq \tilde{x}_{i,j}^{h,w}, \forall u_i^h, u_j^w \in \mathcal{V}, \quad (12)$$

to equivalently substitute the nonlinear product of variables χ^h and $x_{i,j}^{h,w}$ for a linear function on $\tilde{x}_{i,j}^{h,w}$ as

$$\sum_{(u_i^h, u_j^w) \in \mathcal{E}} \sum_{w=h}^H \sum_{h \in \mathcal{H}} \tilde{x}_{i,j}^{h,w} \cdot l_{u_i^h, u_j^w}.$$

Moreover, the nonlinear round-down operation in (6) is transformed to the following inequalities

$$g(\mathbf{x}_{2k}) \leq \frac{1}{|\tau|} \cdot \sum_{(u_i^h, u_j^w) \in \mathcal{E}} \sum_{w=h}^H \sum_{h \in \mathcal{H}} \tilde{x}_{i,j}^{h,w} \cdot l_{u_i^h, u_j^w} \leq g(\mathbf{x}_{2k}) + 1.$$

Finally, with a binary variable δ , we can obtain two equivalent linear constraints from (6) as

$$0 \leq \frac{1}{|\tau|} \cdot \sum_{(u_i^h, u_j^w) \in \mathcal{E}} \sum_{w=h}^H \sum_{h \in \mathcal{H}} \tilde{x}_{i,j}^{h,w} \cdot l_{u_i^h, u_j^w} - g(\mathbf{x}_{2k}) \leq \delta, \quad (13)$$

and

$$0 \leq g(\mathbf{x}_{2k}) - g(\mathbf{x}_{1k}) \leq H \cdot (1 - \delta). \quad (14)$$

Thus, \mathbb{P}_0 is reformulated as an ILP problem as

$$\begin{aligned} \mathbb{P}_1 : \min \quad & \sum_{(u_i^h, u_j^w) \in \mathcal{E}} l_{u_i^h, u_j^w} \cdot x_{i,j}^{h,w} \\ \text{s.t.} \quad & (2) - (5), (7) - (14). \\ \text{var.} \quad & x_{i,j}^{h,w}, \chi^h, \tilde{x}_{i,j}^{h,w}, \delta \in \{0, 1\}. \end{aligned} \quad (15)$$

III. DETERMINISTIC ROUTING ALGORITHM

With ETEG, the deterministic routing problem is equivalent to finding a time-featured path \mathcal{P}_f with minimum E2E delay and guaranteed cycle-capacity/storage-capacity. Therefore, a low-complexity ETEG-based shortest time-featured path algorithm is proposed for efficient solution, which jointly uses transmission and storage resources to support dynamic queuing and cross-cycle transmission of packets, thereby selecting the optimal outgoing edge and forwarding cycle hop-by-hop.

Definition 1. A time-featured path \mathcal{P}_f is defined as a node sequence $u_a^1 \rightarrow \dots \rightarrow u_i^h \rightarrow u_j^w \rightarrow \dots \rightarrow \hat{s}$ in ETEG, satisfying $h \leq w$ and $\exists (u_i^h, u_j^l) \in \mathcal{E}$ for $h \leq l \leq w$ at each hop.

Algorithm 1 ETEG-based shortest time-featured path

```

1: Input: ETEG =  $\{\mathcal{V}, \mathcal{E}, \mathcal{C}, \mathcal{L}\}$ .
2:  $\mathcal{P}_f = \emptyset, p(u_i^h) = -1, \forall u_i^h \in \mathcal{V}, d(u_a^1) = 0, d(u_i^h) = +\infty,$ 
    $\forall u_i^h \in \mathcal{V} \setminus \{u_a^1\}, Q = \mathcal{V};$ 
3: while  $Q \neq \emptyset$  or  $d(u_i^h) = +\infty, \forall u_i^h \in Q$  do
4:    $u_i^h = \arg \min_{u_j^w \in Q} d(u_j^w);$ 
5:    $Q \leftarrow Q \setminus \{u_i^h\};$ 
6:   for  $u_j^w \in Q$  do
7:     if  $c_{u_i^h, u_j^w} \geq A_f$  then
8:        $r = \lfloor \frac{1}{|\tau|} \cdot (d(u_i^h) + l_{u_i^h, u_j^w}) \rfloor;$ 
9:       if  $d(u_i^h) + l_{u_i^h, u_j^w} < d(u_j^r)$  then
10:         $d(u_j^r) = d(u_i^h) + l_{u_i^h, u_j^w};$ 
11:         $p(u_j^r) = u_i^h;$ 
12:      end if
13:    end if
14:  end for
15: end while
16: if  $d(\hat{s}) \neq +\infty$  then
17:    $u_i^h = \hat{s};$ 
18:   while  $u_i^h \neq -1$  do
19:     $\mathcal{P}_f \leftarrow \mathcal{P}_f \cup \{u_i^h\};$ 
20:     $u_i^h = p(u_i^h);$ 
21:  end while
22: end if
23: Output:  $\mathcal{P}_f$  with deterministic guarantee.
```

As in Alg. 1, \mathcal{P}_f is set to empty and each $u_i^h \in \mathcal{V}$ is labeled by two parameters during initialization. $p(u_i^h)$ denotes the previous hop of u_i^h in \mathcal{P}_f and $d(u_i^h)$ represents the traversing delay for packets arriving at u_i^h from u_a^1 . We initialize $p(u_i^h) = -1, \forall u_i^h \in \mathcal{V}, d(u_a^1) = 0$ and $d(u_i^h) = +\infty, \forall u_i^h \in \mathcal{V} \setminus \{u_a^1\}$. A priority queue Q , initialized as \mathcal{V} , is introduced to record nodes whose delay are not determined yet. During each iteration, we first pop the node (e.g., u_i^h) with minimum delay from Q and then take u_i^h as a relay to update the delay of each u_j^w adjacent to it through step 6-14. Since cross-cycle transmission may occur, the updated node is allowed to be u_j^r ($r \geq w$) if

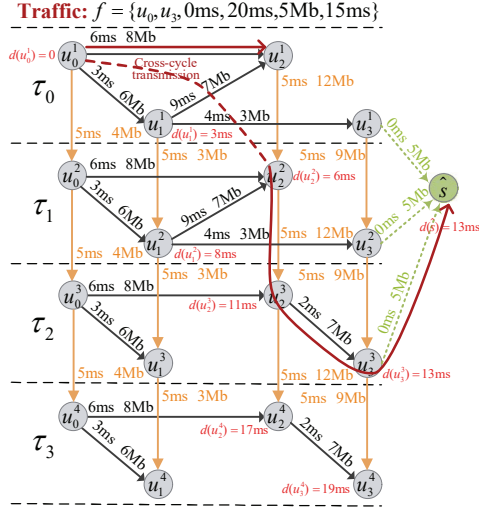


Fig. 2. An illustration of ETEG-based shortest time-featured path algorithm.

the cycle-capacity/storage-capacity is guaranteed and the delay can be improved. Also, we mark u_i^h as the previous hop of all the updated nodes. Repeat the above iteration until Q is empty or the delays of all nodes in Q is infinity unless \hat{s} with $d(\hat{s}) \neq +\infty$ is selected. Further, we can obtain \mathcal{P}_f with deterministic guarantees through backtracking from \hat{s} to u_a^1 .

As shown in Fig. 2, Starting from u_0^1 , we first update the delay of its neighbors. More precisely, $d(u_0^2)$ remains $+\infty$ due to insufficient storage-capacity on (u_0^1, u_0^2) , $d(u_1^1) = 3\text{ms}$ and $d(u_2^1) = 6\text{ms}$ due to cross-cycle transmission from u_0^1 to u_2^1 . In iteration 2, u_1^1 is popped from Q and $d(u_2^2)$ can be updated to $3 + 9 = 12\text{ms}$. Next, u_2^1 is selected. Since $d(u_2^1) + l_{u_2^1, u_3^1} = 6 + 5 = 11\text{ms} < 12\text{ms}$, $d(u_3^1)$ can be further improved to 11ms . In particular, through iterations 4 and 5, the final delay $d(\hat{s}) = 13\text{ms}$ is calculated. By backtracking, we can obtain the entire time-featured path $\mathcal{P}_f : u_0^1 \rightarrow u_2^1 \rightarrow u_3^1 \rightarrow u_{13}^1 \rightarrow \hat{s}$ with guaranteed capacities and minimum E2E delay.

The optimality and complexity analyses of the proposed algorithm are presented as follows.

Theorem 1. For the given f , the proposed algorithm can allocate a feasible routing with minimum E2E delay.

Proof. The key is to prove that each node popped from Q have determined the optimal routing with minimum delay. For the first node u_a^1 with $d(u_a^1) = 0$, this conclusion holds. Assuming that the m -th popped node also obtains the optimal routing. For the next node u_i^h selected by step 4 in Alg. 1, it must be adjacent (via a transmission edge or across-cycle transmission) to one of popped nodes, e.g., u_j^w . If there exists a node u_k^r in Q belonging to routing from u_a^1 to u_i^h , $d(u_k^r) + l_{u_k^r, u_i^h} = d(u_i^h)$ holds. However, since $l_{u_k^r, u_i^h} > 0$ and $d(u_i^h) \leq d(u_k^r)$ is enforced by step 4, contradicting the above equation. Inversely, the routing from u_a^1 to u_i^h via u_j^w is optimal. \square

Theorem 2. For the given $\text{ETEG} = (\mathcal{V}, \mathcal{E}, \mathcal{C}, \mathcal{L})$, the time complexity of the proposed algorithm is $O(|\mathcal{E}| \log |\mathcal{V}|)$, where $|\cdot|$ is the cardinality of a set.

Proof. The ETEG and Q are represented by an adjacency list and a binary heap, respectively. As in Alg. 1, it takes $O(|\mathcal{V}|)$ time for initialization. During each iteration from step 3-15, it takes $O(1)$ time to determine u_i^h with minimum delay and $O(\log |\mathcal{V}|)$ time to update Q . Then, the time for updating

parameters of all nodes adjacent to u_i^h is $\deg(u_i^h) \cdot \log |\mathcal{V}|$, where $\deg(u_i^h)$ is the out-degree of u_i^h . At worst, we have to look up all nodes in \mathcal{V} once, before the minimum $d(\hat{s})$ is determined. Therefore, the time complexity reaches $O(|\mathcal{V}| \cdot (1 + \log |\mathcal{V}| + \deg(u_i^h) \cdot \log |\mathcal{V}|)) = O((|\mathcal{V}| + |\mathcal{E}|) \cdot \log |\mathcal{V}|)$. In addition, the backtracking process to obtain \mathcal{P}_f takes at most $O(|\mathcal{E}|)$ time. Therefore, the total time complexity is $O(|\mathcal{V}|) + O((|\mathcal{V}| + |\mathcal{E}|) \cdot \log |\mathcal{V}|) + O(|\mathcal{E}|) = O(|\mathcal{E}| \log |\mathcal{V}|)$, since $|\mathcal{E}| \geq |\mathcal{V}| - 1$ as ETEG is a connected graph. \square

IV. SIMULATIONS

A. Simulation Setup

We conduct our simulations on the partial starlink constellation. All the 168 satellites are selected from S1 [17], located in 12 orbits (each with 14 satellites) with a height of 550 km and an inclination of 53° . We use the satellite tool kit (STK) simulator to generate the time-varying network topology and resources, together with MATLAB software. Simulation parameters are listed in Table. I.

TABLE I

Parameter	Value
Planning horizon	5 minutes (2022/10/10 4:00 - 4:05)
Cycle size	10 milliseconds
Link available bandwidth	500 Mbps ~ 2Gbps
Link propagation delay	5 ms ~ 15 ms
Satellite buffer	500 MB

Besides, we consider 0~1000 traffics. For each traffic f , its source u_a and sink u_z are randomly specified across all satellites, t_f is randomly set within the planning horizon, T_f is 100 ms, A_f is uniformly distributed between 2 Mb and 10 Mb, and B_f is randomly selected from 20 ms to 100 ms.

In particular, we choose OSPF routing [6] as a baseline. The snapshot-based routing [9] (marked as SPR), CGR [10] and ILP-based scheduling [15] (marked as ILPS) are benchmarks. The performance is evaluated in following metrics:

- *Traffic acceptance* α : the total packet size of successfully arranged traffics, measuring network resource utilization.
- *Average E2E delay* β : the average E2E delay for traffics that are successfully arranged by all strategies.
- *Running time* γ : the time to arrange all the traffics.

Simulations are executed on a Hewlett-Packard Z620 tower workstation (Intel Core i7-10700 CPU@2.90GHz, 32G RAM, Windows 10-WSL2 x86_64) with a C++ environment, and each metric is averaged among 50 runs.

B. Simulation Results

As shown in Fig. 3, with the increase of traffic number, the traffic acceptance α of the proposed algorithm (marked as DetR) is the same as that of ILPS, greater than those of other three strategies (more than 30% at 1000 traffics), which can be explained as follows. OSPF neglects the time-varying network characteristics, and only finds E2E routing with minimum hops in a static graph, resulting in the lowest α . SPR constructs shortest E2E routing based on time-evolving snapshots, but a traffic would be rejected without any feasible path in all snapshots. CGR supports store-and-forward packets to enhance the connectivity of adjacency snapshots, expanding the solution space. However, since routing decisions are made based on average bandwidth requirements and the on-board storage restriction are not involved, infeasible routing may occur. DetR jointly utilizes transmission and storage resources

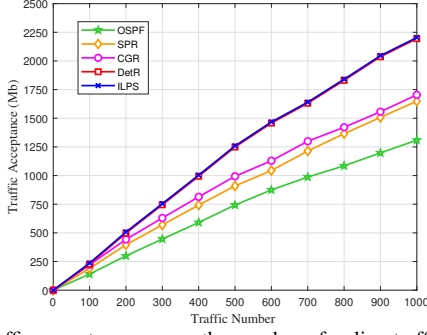


Fig. 3. Traffic acceptance versus the number of online traffic demands.

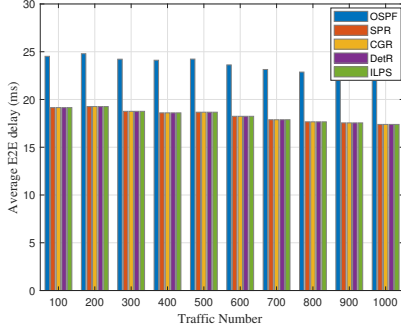


Fig. 4. Average E2E delay for different number of online traffic demands.

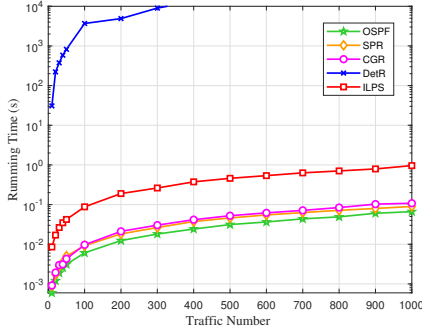


Fig. 5. Running time versus the number of online traffic demands.

across cycles to arrange the optimal E2E path and per-hop forwarding cycle for each traffic, thus improving α .

Fig. 4 evaluates the delay performance of different strategies. The average E2E delay β by ILPS is minimum, as are DetR, SPR and CGR, and there is a gap of about 5ms between OSPF and them. The reason is that SPR establishes shortest E2E routing in a single snapshot without cross-cycle transmission/queuing for each accepted traffic, which is also selected as optimal by DetR, CGR and ILPS with expanded solution space. As for OSPF, since routing decisions target minimum hop rather than minimum delay and ignores some available link transmission opportunities, its β is degraded.

Fig. 5 compares the running times γ . As expected, the time taken by the four graph-based algorithms is much less than that of ILPS, thanks to the representation of network topology by graphs to avoid traversing the solution space for routing calculation. Specially, γ of DetR is slightly higher because the joint routing and scheduling for traffics is done with the ETEG spanning cross-cycle topologies. Besides, the curves of DetR, OSPF, SPR and CGR rise linearly with the increase of traffic number, and at a speed much slower than that of ILPS.

V. CONCLUSION

In this work, we studied the deterministic routing problem in NTN to enhance resource utilization and service capability. The ETEG was first constructed by introducing virtual nodes and edges to uniformly model heterogeneous resources and traffic requirements. With ETEG, we recast the deterministic routing problem as an ILP by equivalently substituting the nonlinear constraints (containing variable-dependent summations, round-down operation and variable multiplication) for a set of linear constraints, to obtain an optimal but time-intensive solution. To enable practicality, we further proposed a low-complexity ETEG-based shortest time-featured path algorithm to conduct joint routing and scheduling, allowing dynamic queuing and cross-cycle transmission of packets. The optimality and complexity analyses, and simulations have verified the efficiency of proposed algorithm. In future work, we will study the joint routing and scheduling for multiple traffics in NTN to provide a more scalable solution.

REFERENCES

- [1] M. Giordani and M. Zorzi, "Non-terrestrial Networks in the 6G Era: Challenges and Opportunities," *IEEE Network*, vol. 35, no. 2, pp. 244–251, Apr. 2021.
- [2] M. M. Azari, S. Solanki, et al., "Evolution of Non-terrestrial Networks from 5G to 6G: A Survey," *IEEE Communications Surveys & Tutorials*, Aug. 2022.
- [3] G. Araniti, A. Iera, et al., "Toward 6G Non-terrestrial Networks," *IEEE Network*, vol. 36, no. 1, pp. 113–120, Nov. 2021.
- [4] X. Lin, S. Rommer, et al., "5G from Space: An Overview of 3GPP Non-terrestrial Networks," *IEEE Communications Standards Magazine*, vol. 5, no. 4, pp. 147–153, Oct. 2021.
- [5] L. Han, R. Li, et al., "Problems and Requirements of Satellite Constellation for Internet," Internet Engineering Task Force, Internet-Draft draft-lhan-problems-requirements-satellite-net-03, Jul. 2022. Available: <https://www.ietf.org/archive/id/draft-lhan-problems-requirements-satellite-net-03.txt>.
- [6] M. Waqas, et al., "Convergence Time Analysis of OSPF Routing Protocol Using Social Network Metrics," *Future Generation Computer Systems*, vol. 94, pp. 62–71, May 2019.
- [7] L. Qiang, B. Liu, et al., "Large-scale Deterministic Network Forwarding Technology," *Telecommunications Science*, vol. 35, no. 9, pp. 12–19, Sept. 2019.
- [8] A. Guidotti, A. Vanelli-Coralli, et al., "Architectures and Key Technical Challenges for 5G Systems Incorporating Satellites," *IEEE Transactions on Vehicular Technology*, vol. 68, no. 3, pp. 2624–2639, Jan. 2019.
- [9] M. Werner, "A Dynamic Routing Concept for ATM-based Satellite Personal Communication Networks," *IEEE Journal on Selected Areas in Communications*, vol. 15, no. 8, pp. 1636–1648, Oct. 1997.
- [10] G. Araniti, N. Bezirgiannidis, et al., "Contact Graph Routing in NTN Space Networks: Overview, Enhancements and Performance," *IEEE Communications Magazine*, vol. 53, no. 3, pp. 38–46, Mar. 2015.
- [11] Z. Du, P. Liu, et al., "Micro-burst Decreasing in Layer 3 Network for Low-Latency Traffic," Internet Engineering Task Force, Internet-Draft draft-du-detnet-layer3-low-latency-05, Jul. 2022. Available: <https://www.ietf.org/archive/id/draft-du-detnet-layer3-low-latency-05.txt>.
- [12] B. Liu, S. Ren, et al., "Towards Large-Scale Deterministic IP Networks," In *Proceedings of the 2021 IFIP Networking Conference (IFIP Networking)*, Jun. 2021, pp. 1–9.
- [13] N. Finn, "Introduction to Time-Sensitive Networking," *IEEE Communications Standards Magazine*, vol. 2, no. 2, pp. 22–28, Jun. 2018.
- [14] N. Finn, P. Thubert, et al., "Deterministic Networking Architecture," RFC 8655, May 2019. [Online]. Available: <https://www.rfc-editor.org/rfc/rfc8655.txt>.
- [15] J. Krolkowski, S. Martin, et al., "Joint Routing and Scheduling for Large-scale Deterministic IP Networks," *Computer Communications*, vol. 165, pp. 33–42, Jan. 2021.
- [16] K. Shi, X. Zhang, et al., "Time-expanded Graph based Energy-efficient Delay-bounded Multicast over Satellite Networks," *IEEE Transactions on Vehicular Technology*, vol. 69, no. 9, pp. 10380–10384, Apr. 2020.
- [17] S. Kassing, D. Bhattacharjee, et al., "Exploring the 'Internet from Space' with Hypatia," In *Proceedings of the ACM Internet Measurement Conference (IMC)*, Oct. 2020, pp. 214–229.