

How Much Hate with #china? A Preliminary Analysis on China-related Hateful Tweets Two Years After the Covid Pandemic Began

Jinghua Xu

Heidelberg University
jinghua.xu@stud.uni-heidelberg.de

Zarah Weiss

University of Tübingen
weiss.zarah@gmail.com

Abstract

Following the outbreak of a global pandemic, online content is filled with hate speech. Donald Trump’s “Chinese Virus” tweet shifted the blame for the spread of the Covid-19 virus to China and the Chinese people, which triggered a new round of anti-China hate both online and offline. This research intends to examine China-related hate speech on Twitter during the two years following the burst of the pandemic (2020 and 2021). Through Twitter’s API, in total 2,172,333 tweets hashtagged #china posted during the time were collected.

By employing multiple state-of-the-art pre-trained language models for hate speech detection, we identify a wide range of hate of various types, resulting in an automatically labeled anti-China hate speech dataset. We identify a hateful rate in #china tweets of 2.5% in 2020 and 1.9% in 2021. This is well above the average rate of online hate speech on Twitter at 0.6% (Gao et al., 2017). We further analyzed the longitudinal development of #china tweets and those identified as hateful in 2020 and 2021 through visualizing the daily number and hate rate over the two years. Our keyword analysis of hate speech in #china tweets reveals the most frequently mentioned terms in the hateful #china tweets, which can be used for further social science studies.

1 Introduction

Social media has been identified as a central data resource for computational social sciences (e.g., Oboler et al., 2012; Edelmann et al., 2020; Lazer et al., 2009) and a broad range of applications in computational linguistics (e.g., Potthast et al., 2018; Corvey et al., 2010; Coppersmith et al., 2014). It provides access to an enormous amount of longitudinal language data from a uniquely broad cross-section of the world population. Platforms such as Twitter connect communities across the globe and enable them to share news, ideas, and sentiments

in real time. However, this also provides a platform for the spread of fake news and hate speech.

Hate speech is commonly defined as any communication that belittles a person or a group based on some characteristic such as race, ethnicity, gender, sexual orientation, nationality, religion, or other characteristics (Nockleby, 2000). As the spread of online hate speech continues to grow, the detection of hate speech on social media has gained increasing significance and visibility (Schmidt and Wiegand, 2017).

The goals to study hate speech detection are manifold. In computational linguistics, researchers have mainly focused on flagging hateful, prejudicial, or discriminatory social media contents to enable online platforms to reduce the toxicity of the online environment by removing or contextualizing hateful posts of users (e.g., Pereira-Kohatsu et al., 2019; Watanabe et al., 2018). In practice, this is also relevant for companies that must comply with national laws against the public distribution of hate speech. In computational social science, social media data in general (e.g., McCormick et al., 2017; Mejova et al., 2015; Ledford, 2020) and hate speech in particular (e.g., He et al., 2021; Shen et al., 2022) have been identified as a valuable resource to gain insights into the biases and sentiments of specific online communities. Analyzing online hate targeting specific topics or populations also helps to reveal general opinion trends and emerging public sentiments in relation to local or global events in near real time. Furthermore, it can help establish a linkage between social factors in social science studies. For instance, Kim and Kesari (2021) links misinformation regarding China and Covid hate speech using the case of anti-Asian hate speech during the Covid-19 pandemic based on observational data.

Following the outbreak of a global pandemic, there was a notable increase in online hate speech (He et al., 2021). With various restrictions against

the virus carried out in countries all over the world, widespread disruption was caused in people’s normal lives, which led to rising levels of anxiety, stress, and anger (Nicola, 2020). On March 16, 2020, then US President Donald Trump linked the Covid-19 virus to China and the Chinese people by referring to Covid-19 as “Chinese Virus” in a tweet. The tweet shifted the blame for the global pandemic and redirected the anger to China and the Chinese people. This has led to an overall raised level of anti-China sentiment expressed online (Shen et al., 2022). Studies could show an increase in trending hashtags expressing anti-China sentiments—such as #fuckchina—on Twitter (He et al., 2021).

While previous studies such as He et al. (2021) have examined the Covid-related online hate towards the larger Asian community, this research is particularly interested in anti-China hate on Twitter triggered after the beginning of the pandemic. With Kim and Kesari (2021) establishing the association between Covid misinformation regarding China and online Covid hate speech, this research intends to examine online hate specifically associated with “#china”. We collect all English tweets posted with the hashtag “#china” in 2020 and 2021, and annotate hate speech using an automatic approach. In order to ensure wide coverage of various types of hate (e.g. immigration, nationality, racism, Covid, etc.), we employ an aggressive approach to identify hateful tweets by using multiple pre-trained language models for hate speech detection. The state-of-the-art models have proved excellent performance in previous work (He et al., 2021; Mathew et al., 2020; Barbieri et al., 2020). This automatic annotation leads to a silver dataset of anti-China hate speech which we make freely available online.¹

Based on this data, we found 2.5% #china tweets hateful in 2020 and 1.9% in 2021. This is well above the average rate of online hate speech that has been reported in previous research on Twitter at 0.6% (Gao et al., 2017). We further explored the development of #china tweets and hateful #china tweets posted per day changing over the two years time span, as well as the daily hate rate. Additionally, we conduct content analysis of the identified hateful tweets to reveal the most frequently mentioned keywords and to observe the topic shift from 2020 to 2021. Our analysis reveals increases in

#china tweets and hateful #china tweets after socio-political events such as Trump’s “Chinese Virus” tweet, and an overall higher level of #china hate in Twitter in 2020 compared to 2021. This highlights the short- and long-term impact of global events and political discourse on group-specific sentiment expressed on social media.

The contributions of this paper are summarized as follows:

- We create a large corpus of 2,172,333 English tweets posted with the hashtag “#china” in the two years following the outbreak of the Covid pandemic (2020 and 2021), with automatic annotation of hate speech through a multi-model approach, which uses three state-of-the-art pre-trained language models for hate speech detection to identify various types of hate (e.g. nationality, race, immigration, and Covid) that may be associated with #china.
- We present an analysis of the longitudinal development of hate speech in the general #china discourse from early 2020 to late 2021. Our statistical analysis through data visualization and keyword examination lead to findings that could promote further computational social science research.
- We make our code, data, and analysis publicly available to support future research that seeks to reproduce or elaborate on our work. Resources associated with this paper will be made available on GitHub upon acceptance of the paper.

The remainder of this paper is organized as follows. Section 2 discusses related work on various hate speech datasets and solutions to hate speech detection. Section 3 briefly describes the raw data collected in this research, and Section 4 details the method used in this research for hate speech detection. Section 5 presents our analysis before discussing the impact and conclusion of the present work in Section 6.

2 Related Work

Most hate speech datasets focus on hate speech targeting a specific group or topic. For instance, Warner and Hirschberg (2012) labeled anti-Semitic hate speech from Yahoo!’s newsgroup post and American Jewish Congress’s website; Kwok and

¹The code and data of this paper are released at github.com/JINHXu/how-much-hate-with-china.

Wang (2013) created a balanced dataset of non-hateful and hateful tweets targeting the African community; Burnap et al. (2014) collected hateful tweets related to the murder of Drummer Lee Rigby in 2013; Basile et al. (2019) proposes a dataset that contains hate speech targeting women or immigrants. In order to create such datasets, the sources of hate speech data are many. These range from user comments on newspaper articles to online social media content from Facebook, Twitter, Reddit, and other platforms. The fact that the majority of hate speech datasets are restricted to a specific type of hate or topic is partially due to the sparsity of online hate speech and the method used to collect raw data for manual annotation. In order to create a hate speech dataset, most research starts from filtering data by searching by keywords in order to gather texts more likely to be hateful and conduct manual annotation on the selected texts.

With the outbreak of the global Covid pandemic and the strains it has put on societies around the globe, a considerable amount of research over the past two years has focused on Covid-related fake news and hate speech across different geographic and online communities (Wu et al., 2022; Ameer and Aliane, 2021; Cotik et al., 2020; Bashar et al., 2021). Several studies have focused on Covid-related hate speech targeting Asian populations on account of the increase in anti-Asian sentiments linked to the pandemic (e.g., Nghiem and Morstatter, 2021; An et al., 2021; He et al., 2021). Nghiem and Morstatter (2021) and He et al. (2021) created anti-Asian, Covid-related hate speech datasets, and proposed models for its detection, while An et al. (2021) investigates the prediction of anti-Asian hateful users during Covid-19. Relatively little work has focused on hate speech targeting specifically China. Shen et al. (2022) studies anti-China sentiment on social media between 2016 and 2021 using data from Reddit and 4chan. As far as we are aware, so far there has been no research on anti-China hate speech using Twitter data.

Methods for hate speech detection include conventional rule-based approaches (e.g. keyword-based detection, sourcing metadata) and data-driven approaches (MacAvaney et al., 2019). The statistical methods include supervised and unsupervised learning approaches, with supervised methods more widely applied. Various supervised learning models have proved good performance on the task in previous work. These models include both

classic machine learning models and neural network models. For classic models, Support Vector Machines (Noble, 2006), Naive Bayes (Webb et al., 2010), and Logistic Regression (Wright, 1995) have been most commonly used. A previous study Putri et al. (2020) compared some of the classic models for hate speech detection using Indonesian tweet data. Apart from the classic models, neural network models have also been widely used for the task. For instance, Badjatiya et al. (2017) investigated various deep learning models for hate speech detection using the benchmark dataset proposed in Waseem and Hovy (2016). Amongst neural network models, long short-term memory (LSTM; Hochreiter and Schmidhuber, 1997) models have been most widely applied and presented excellent performance. A number of systems proposed in previous work are based on or partially based on LSTM (Gao et al., 2017; Bisht et al., 2020; De la Pena Sarracén et al., 2018). In addition to the traditional models, pretrained language models such as BERT (Devlin et al., 2018) and RoBERTa (Liu et al., 2019) have proved to advance the state of the art on NLP tasks including hate speech detection. These pretrained models have shown superior performance without overfitting, and are currently among the top performers for the task of hate speech detection.

Despite the advanced performance of various supervised learning methods, these approaches require a large amount of annotated data, which are costly to create and often restricted to specific types. Many unsupervised methods for hate speech detection have been developed and used over the years. For instance, Gao et al. (2017) proposed a weakly supervised two-path bootstrapping system, which was designed to capture both implicit and explicit hate speech with the minimum requirement for annotated data. The bootstrapping system contains two learning components: a slur term learner and an LSTM classifier. Due to the low reliability of the slur term learner, the overall system performance is modest. Later work such as “Snorkel” proposed in Ratner et al. (2020) is able to achieve better performance with weak supervision by statistically modeling the process of rule-based labeling and training high-accuracy machine learning models for various NLP tasks including text classification.

Against this research background, this paper uses the recently emerged hate indicator keyword *#china* to collect tweets, and identifies hateful con-

tents utilizing the state-of-the-art pretrained language models, in order to create a new hate speech dataset specifically focusing on anti-China hate, which has gained increasing visibility in online community since the burst of the Covid-19 pandemic yet never been portrayed in a previous study. Furthermore, work prior to ours generally examined the online hate rate on Twitter over a shorter period of time, while our research also intends to find out the percentage of hateful content amongst tweets posted with #china over the longer two-year time span following the outbreak of the global pandemic.

3 Data

The data have been collected through Twitter’s API. This research collects all English tweets² posted with the hashtag #china in 2020 and 2021. In 2020, in total 1,236,335 tweets are collected, and 935,998 tweets in 2021. Table 1 presents an overview of the number of #china tweets in each quarter over the two years. Table 2 summarises the approximate word counts of tweets posted with the hashtag per quarter in the two years.

Year	Q1	Q2	Q3	Q4
2020	336,017	393,513	295,283	211,522
2021	217,831	232,949	243,974	241,244

Table 1: The number of tweets posted with the hashtag #china per quarter in 2020 and 2021.

Year	Q1	Q2	Q3	Q4
2020	8,521 K	9,834 K	7,219 K	5,199 K
2021	5,757 K	5,975 K	6,342 K	6,253 K

Table 2: The approximate number of words (URLs excluded) in tweets posted with the hashtag #china per quarter in 2020 and 2021.

In addition to tweet content and creation time, the dataset also includes other metadata of each tweet including author id, tweet id, like count, quote count, reply count, retweet count, and source.

4 Method

In order to ensure the reliability of the predictions, this research employs three different state-of-the-

²Exclude retweets, quotes, and replies.

art pretrained language models for hate speech detection: the COVID-HATE BERT model (He et al., 2021), the HateXplain BERT model (Mathew et al., 2020), and the Twitter RoBERTa Hate model (Barbieri et al., 2020). The selected models are all trained at least partially on English tweet data. We discuss each model in more detail in the following subsections.

We employ three different hate speech detection models to ensure a wide coverage of various types of hate speech and to mitigate model biases (Sap et al., 2019). To give an example, models trained on hate speech targeting the Asian community may be more sensitive to racist hate speech than to sexist hate speech. However, our study is interested in the general increase of hate speech of any type under the hashtag #china. #china hate may be explicitly expressed in various forms targeting different groups of people, for instance, hate towards people with a Chinese nationality (despite their ethnicity group), hate towards Chinese people as a racial group regardless of their nationality or other attributes, and hate towards Chinese immigrants, which can all be classified as China-related hate while being of different sub-types. We leverage a combination of hate speech models focusing on different aspects of hate speech to ensure the wide coverage of various types of hate needed for our research purpose. Each tweet identified as hateful by any of the three models is considered hateful in this research.

4.1 COVID-HATE BERT Model

The COVID-HATE BERT model is a BERT model trained on the anti-Asian hate speech dataset COVID-HATE (He et al., 2021). The dataset contains 3,355 English tweets manually labeled in three categories: hate speech, counterspeech, and neutral. The BERT model trained on this dataset was able to achieve an average macro F1 score of 0.832 and a per-class F1 score on hate speech of 0.762 on the COVID-HATE test data. We use the pretrained language model directly to classify the collected tweets without preprocessing, as it is not a step suggested in the original paper (He et al., 2021) or the code documentations.³ We convert the predicted labels into binary annotations of \pm hateful in a post-processing step. We consider neither neutral nor counterspeech labels as hateful for the purposes of this study. Given that the model

³<http://claws.cc.gatech.edu/covid>

is trained on the COVID-HATE data and proved high F-score, we assume that the model predicts Covid-related hate speech sufficiently well.

4.2 HateXplain BERT Model

The HateXplain BERT model is a BERT model primarily trained on the HateXplain dataset (Mathew et al., 2020).⁴ The dataset consists of 20K posts (in English) from Gab and Twitter. Each post has been annotated with one of the three labels: hate, offensive, normal. Additionally, the posts contain information on target communities and rationales behind the hate speech label provided by each annotator. The dataset covers hate speech based on race, gender, religion, sexual orientation, and miscellaneous (e.g., indigenous, refugee, immigrant). The BERT model trained on this dataset was able to reach a macro F1 score of 0.68. We use this model to identify hate speech of a wide range of types with reliable performance.

Before feeding our unlabelled data to the HateXplain BERT model for prediction, each tweet was preprocessed by cleaning the URLs, emojis, and user tokens following the steps of preprocessing tweets for hate speech detection suggested in Pérez et al. (2021). In a post-processing step, we binarize the model predictions by considering tweets labelled as offensive not hateful.

4.3 Twitter RoBERTa Hate Model

The Twitter RoBERTa Hate model is the top-performing hate speech detection model retrained in TweetEval (Barbieri et al., 2020), an evaluation framework of Twitter-specific classification tasks, on the hate speech dataset proposed in Basile et al. (2019). The model performance ranks among the top ones on the leaderboard in TweetEval. The data used for retraining the RoBERTa model is composed of non-hateful and hateful English tweets targeting immigrants and women. The original dataset proposed in SemEval-2019 Task 5 (Basile et al., 2019) also contains Spanish tweets.

In order to label our data using the binary Twitter RoBERTa Hate model, each tweet was preprocessed by replacing URLs and user mentions with placeholders following the steps suggested in Barbieri et al. (2020).

⁴Additional data from Gab, Twitter, and Human Rationales were included for training to boost model performance.

5 Analysis

5.1 Overview

Among the 1,236,335 #china tweets collected in 2020, 2.5% (31,500) are identified as hateful by at least one of the three models. This percentage decreased to 1.9% (17,872) for the 935,998 tweets posted in 2021. Both percentages are well above the average percentage of online hateful language on Twitter estimated in Gao et al. (2017). Overall, the number of both #china tweets and hateful #china tweets declined in 2021 from 2020, with the hateful percentage also decreased.

5.2 Daily Number and Hateful Rate Analysis

Figure 1 shows the number of tweets and hateful tweets posted with the hashtag #china per day in the year 2020. Several visible summits of the number of daily #china tweets can be seen in January, April, May, and June. The peaks appear mostly in the first two quarters of 2020, i.e. the beginning of the global pandemic. It is notable that in the last two quarters of 2020, the number of tweets hashtagged #china posted per day went down to fluctuating near a lower level at 2,500, with no visible spikes. It is worth mentioning that the most outstanding spikes over the year were not triggered by the “Chinese Virus” tweet, instead, these happened in April and June. Both peak values surpassed 17,500 (April) and 10,000 (June) per day respectively, with no known events closely related to China that happened during the time.

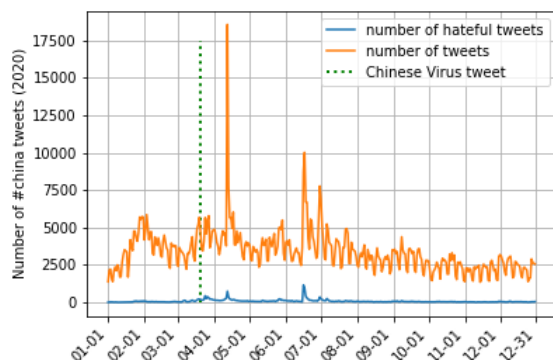


Figure 1: The number of #china tweets and hateful #china tweets per day in 2020.

Figure 2 provides a closer look into the number of hateful #china tweets posted each day in 2020. It is clear from the chart that the “Chinese Virus” tweet triggered a rise in the number of hateful tweets targeting China. However, the bigger

apex values were reached in April and June. These two peaks are synced with the two most notable peaks of the daily number of #china tweets. Overall, it can be seen from the figure that the major summits and spikes of the daily number of hateful #china tweets were in the first two quarters of 2020. In the last two quarters, the number, in general, maintains a low level with no remarkable surges.

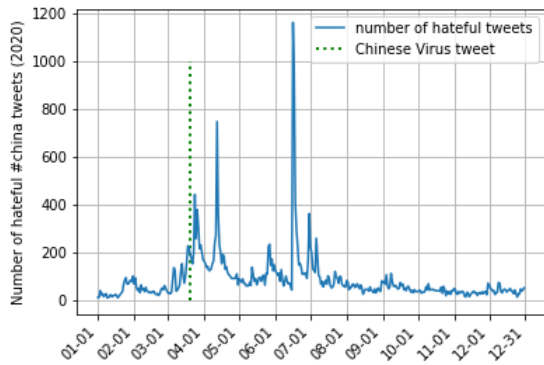


Figure 2: The number of hateful #china tweets posted per day in 2020.

Figure 3 shows the hateful tweet rate in #china tweets on each day over the year 2020. It can be seen from the chart that the hateful tweet rate in #china tweets is above the average rate on Twitter of 0.6% most time of the year. It is notable that the hateful rate had been climbing before the “Chinese Virus” tweet, only the tweet further increased the rate to a higher value at 8%, which was followed by another apex in April. The most outstanding spike appeared in June, the maximum peak value was reached at a percentage as high as over 12%. In general, the major peaks in hateful rates are consistent with these the number of hateful tweets in 2020. Since the beginning of the pandemic in February, the hateful tweet rate of #china tweets stays at a higher level until the end of the year with several notable surges in the second quarter.

Figure 4 shows the number of tweets posted with the hashtag #china on each day in 2021, and the number of these identified as hateful per day. Apart from several apexes in April, May, October, and December, the number of #china tweets posted per day in 2021 generally fluctuates around 2,500. The overall level of the number of tweets hashtagged #china posted per day is lower than that in 2020.

Figure 5 presents a better view over the number of #china tweets identified hateful each day in 2021. It can be seen from the chart that the number of

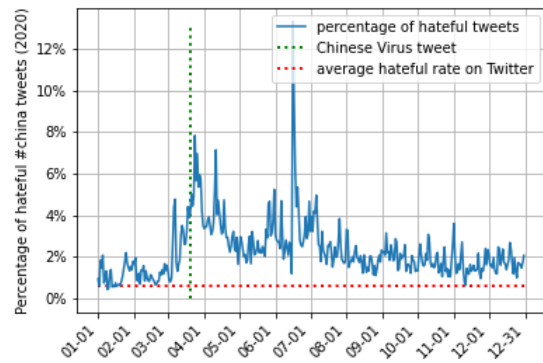


Figure 3: The daily hateful rate of #china tweets in 2020.

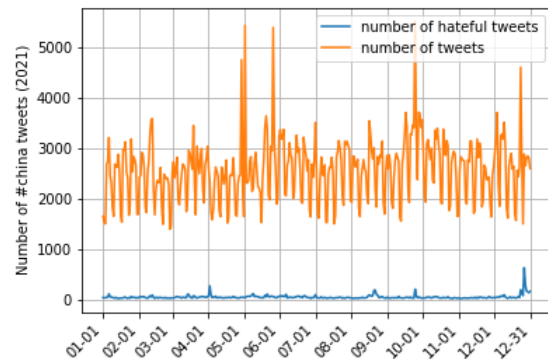


Figure 4: The number of #china tweets and hateful #china tweets per day in 2021.

hateful tweets posted each day rarely surpasses 100. For most time of the year, the number maintains at a low level except for the few peaks in April, August, September, and December, with the surge in December especially outstanding, which led to the maximum apex value of over 600 hateful #china tweets on one day in 2021.

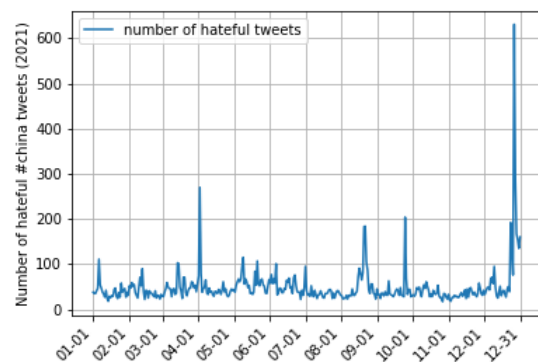


Figure 5: The number of hateful #china tweets posted per day in 2021.

of topics represented in hate speech in 2020 and 2021 has for now focused on a relatively simple keyword-based content analysis. In computational linguistics, more sophisticated approaches to topic modeling have been proposed in recent years (Lau et al., 2012). A more sophisticated approach to automatic discourse modeling would likely allow us to deepen our insights into the discourse contexts in which anti-China hate speech has been introduced and aggregated. Our preliminary analysis of the data already revealed interesting trends that future work can build on.

Third, it would be desirable to broaden the data basis of our dataset. The analysis conducted in this research has been limited to tweets. We for now excluded quotes, replies and retweets. Even though this is a common restriction in computational linguistic work on Twitter data, it clearly provides only a partial and potentially biased representation of the #china discourse on Twitter. Quotes, replies, and retweets might include further insights relevant to the understanding of how hate speech spreads and anti-China sentiment has developed over the last two years. Future work should expand the investigation scope by including these types of Twitter data. Similarly, our analysis has so far ignored meta-information such as user id, user networks, geo-locations, and hate type (e.g. racism) of the hateful #china tweets. Although the meta-information of each tweet is included in our dataset, the analysis scope of our present work is limited. Future work can consider including the factors mentioned above which might yield further valuable insights into the data.

Finally, our analysis has been limited by its focus on the English language and its time range (2020–2021). To gain a more comprehensive picture of the development of anti-China sentiment online in the wake of the Covid pandemic, it would be important to consider tweets in languages other than English. However, this extension is currently being prevented by the availability of high-performance multilingual language models for hate speech detection. Also, examining the hate speech level in #china tweets before 2020 would be an important baseline to compare our findings against. Currently, we can observe that hate speech in #china tweets increased drastically after the first quarter of 2020 and leveled off in 2021 but without dropping to a hate speech level that we would expect based on findings from previous research. It remains un-

clear if this relatively high level is a residue or consequence of the anti-China sentiment promoted through the discourse around Covid. The limited data we have from the first quarter of 2020 seems to indicate that there was a relatively high level of hate speech in English #china tweets before. On top of this, it would be worthwhile to compare online hate levels associated with different countries by inspecting the hateful rate in tweets posted with the corresponding country hashtags (e.g. #japan, #brazil, #france) in future work.

References

- Mohamed Seghir Hadj Ameur and Hassina Aliane. 2021. Aracovid19-mfh: Arabic covid-19 multi-label fake news & hate speech detection dataset. *Procedia Computer Science*, 189:232–241.
- Jisun An, Haewoon Kwak, Claire Seungeun Lee, Bongang Jun, and Yong-Yeol Ahn. 2021. Predicting anti-Asian hateful users on Twitter during COVID-19. *arXiv preprint arXiv:2109.07296*.
- Pinkesh Badjatiya, Shashank Gupta, Manish Gupta, and Vasudeva Varma. 2017. Deep learning for hate speech detection in tweets. In *Proceedings of the 26th international conference on World Wide Web companion*, pages 759–760.
- Francesco Barbieri, Jose Camacho-Collados, Luis Espinosa-Anke, and Leonardo Neves. 2020. TweetEval: Unified Benchmark and Comparative Evaluation for Tweet Classification. In *Proceedings of Findings of EMNLP*.
- Md Abul Bashar, Richi Nayak, Khanh Luong, and Thirunavukarasu Balasubramaniam. 2021. Progressive domain adaptation for detecting hate speech on social media with small training set and its application to covid-19 concerned posts. *Social Network Analysis and Mining*, 11(1):1–18.
- Valerio Basile, Cristina Bosco, Elisabetta Fersini, Debora Nozza, Viviana Patti, Francisco Manuel Rangel Pardo, Paolo Rosso, and Manuela Sanguinetti. 2019. SemEval-2019 Task 5: Multilingual Detection of Hate Speech Against Immigrants and Women in Twitter. In *Proceedings of the 13th International Workshop on Semantic Evaluation*, pages 54–63, Minneapolis, Minnesota, USA. Association for Computational Linguistics.
- Steven Bird, Ewan Klein, and Edward Loper. 2009. *Natural language processing with Python: analyzing text with the natural language toolkit*. "O'Reilly Media, Inc."
- Akanksha Bisht, Annapurna Singh, HS Bhadauria, Jitendra Virmani, et al. 2020. Detection of hate speech and offensive language in Twitter data using

- LSTM model. In *Recent Trends in Image and Signal Processing in Computer Vision*, pages 243–264. Springer.
- Pete Burnap, Matthew L Williams, Luke Sloan, Omer Rana, William Housley, Adam Edwards, Vincent Knight, Rob Procter, and Alex Voss. 2014. Tweeting the terror: modelling the social media reaction to the Woolwich terrorist attack. *Social Network Analysis and Mining*, 4(1):1–14.
- Glen Coppersmith, Mark Dredze, and Craig Harman. 2014. Quantifying mental health signals in twitter. In *Proceedings of the workshop on computational linguistics and clinical psychology: From linguistic signal to clinical reality*, pages 51–60.
- William J Corvey, Sarah Vieweg, Travis Rood, and Martha Palmer. 2010. Twitter in mass emergency: what nlp can contribute. In *Proceedings of the NAACL HLT 2010 workshop on computational linguistics in a world of social media*, pages 23–24.
- Viviana Cotik, Natalia Debandi, Franco M Luque, Paula Miguel, Agustín Moro, Juan Manuel Pérez, Pablo Serrati, Joaquin Zajac, and Demián Zayat. 2020. A study of hate speech in social media during the covid-19 outbreak.
- Gretel Liz De la Pena Sarracén, Reynaldo Gil Pons, Carlos Enrique Muniz Cuza, and Paolo Rosso. 2018. Hate speech detection using attention-based LSTM. *EVALITA evaluation of NLP and speech tools for Italian*, 12:235.
- Jacob Devlin, Ming-Wei Chang, Kenton Lee, and Kristina Toutanova. 2018. BERT: Pre-training of deep bidirectional transformers for language understanding. *arXiv preprint arXiv:1810.04805*.
- Achim Edelman, Tom Wolff, Danielle Montagne, and Christopher A Bail. 2020. Computational social science and sociology. *Annual Review of Sociology*, 46(1):61.
- Lei Gao, Alexis Kuppersmith, and Ruihong Huang. 2017. Recognizing explicit and implicit hate speech using a weakly supervised two-path bootstrapping approach. *arXiv preprint arXiv:1710.07394*.
- Bing He, Caleb Ziems, Sandeep Soni, Naren Ramakrishnan, Diyi Yang, and Srijan Kumar. 2021. Racism is a virus: anti-Asian hate and counterspeech in social media during the COVID-19 crisis. In *Proceedings of the 2021 IEEE/ACM International Conference on Advances in Social Networks Analysis and Mining*, pages 90–94.
- Sepp Hochreiter and Jürgen Schmidhuber. 1997. Long short-term memory. *Neural computation*, 9(8):1735–1780.
- Jae Yeon Kim and Aniket Kesari. 2021. Misinformation and hate speech: The case of Anti-Asian hate speech during the COVID-19 pandemic. *Journal of Online Trust and Safety*, 1(1).
- Irene Kwok and Yuzhou Wang. 2013. Locate the hate: Detecting tweets against blacks. In *Twenty-seventh AAAI conference on artificial intelligence*.
- Jey Han Lau, Nigel Collier, and Timothy Baldwin. 2012. On-line trend analysis with topic models: #twitter trends detection topic model online. In *Proceedings of COLING 2012*, pages 1519–1534.
- David Lazer, D Brewer, N Christakis, J Fowler, and G King. 2009. Life in the network: the coming age of computational social. *Science*, 323(5915):721–723.
- Heidi Ledford. 2020. How facebook, twitter and other data troves are revolutionizing social science. *Nature*, 582(7812):328–331.
- Yinhan Liu, Myle Ott, Naman Goyal, Jingfei Du, Mandar Joshi, Danqi Chen, Omer Levy, Mike Lewis, Luke Zettlemoyer, and Veselin Stoyanov. 2019. RoBERTa: A robustly optimized BERT pretraining approach. *arXiv preprint arXiv:1907.11692*.
- Sean MacAvaney, Hao-Ren Yao, Eugene Yang, Katina Russell, Nazli Goharian, and Ophir Frieder. 2019. Hate speech detection: Challenges and solutions. *PLoS one*, 14(8):e0221152.
- Binny Mathew, Punyajoy Saha, Seid Muhie Yimam, Chris Biemann, Pawan Goyal, and Animesh Mukherjee. 2020. HateXplain: A benchmark dataset for explainable hate speech detection. *arXiv preprint arXiv:2012.10289*.
- Tyler H McCormick, Hedwig Lee, Nina Cesare, Ali Shojaie, and Emma S Spiro. 2017. Using twitter for demographic and social science research: tools for data collection and processing. *Sociological methods & research*, 46(3):390–421.
- Yelena Mejova, Ingmar Weber, and Michael W Macy. 2015. *Twitter: a digital socioscope*. Cambridge University Press.
- Huy Nghiem and Fred Morstatter. 2021. "Stop Asian Hate!": Refining Detection of Anti-Asian Hate Speech During the COVID-19 Pandemic. *arXiv preprint arXiv:2112.02265*.
- Montemurro Nicola. 2020. The emotional impact of covid-19: From medical staff to common people. *Brain, Behav., Immun.*
- William S Noble. 2006. What is a support vector machine? *Nature biotechnology*, 24(12):1565–1567.
- John T Nockleby. 2000. Why Internet Voting. *Loy. LAL Rev.*, 34:1023.
- Andre Oboler, Kristopher Welsh, and Lito Cruz. 2012. The danger of big data: Social media as computational social science. *First Monday*.
- Juan Carlos Pereira-Kohatsu, Lara Quijano-Sánchez, Federico Liberatore, and Miguel Camacho-Collados. 2019. Detecting and monitoring hate speech in twitter. *Sensors*, 19(21):4654.

- Martin Potthast, Tim Gollub, Kristof Komlossy, Sebastian Schuster, Matti Wiegmann, Erika Patricia Garces Fernandez, Matthias Hagen, and Benno Stein. 2018. [Crowdsourcing a large corpus of clickbait on Twitter](#). In *Proceedings of the 27th International Conference on Computational Linguistics*, pages 1498–1507, Santa Fe, New Mexico, USA. Association for Computational Linguistics.
- TTA Putri, S Sriadhi, RD Sari, R Rahmadani, and HD Hutahaean. 2020. A comparison of classification algorithms for hate speech detection. In *Iop conference series: Materials science and engineering*, volume 830, page 032006. IOP Publishing.
- Juan Manuel Pérez, Juan Carlos Giudici, and Franco Luque. 2021. [pysentimiento: A Python Toolkit for Sentiment Analysis and SocialNLP tasks](#).
- Alexander Ratner, Stephen H Bach, Henry Ehrenberg, Jason Fries, Sen Wu, and Christopher Ré. 2020. Snorkel: Rapid training data creation with weak supervision. *The VLDB Journal*, 29(2):709–730.
- Maarten Sap, Dallas Card, Saadia Gabriel, Yejin Choi, and Noah A. Smith. 2019. [The risk of racial bias in hate speech detection](#). In *Proceedings of the 57th Annual Meeting of the Association for Computational Linguistics*, pages 1668–1678, Florence, Italy. Association for Computational Linguistics.
- Anna Schmidt and Michael Wiegand. 2017. [A survey on hate speech detection using natural language processing](#). In *Proceedings of the Fifth International Workshop on Natural Language Processing for Social Media*, pages 1–10, Valencia, Spain. Association for Computational Linguistics.
- Xinyue Shen, Xinlei He, Michael Backes, Jeremy Blackburn, Savvas Zannettou, and Yang Zhang. 2022. On xing tian and the perseverance of anti-china sentiment online. In *Proceedings of the International AAAI Conference on Web and Social Media*, volume 16, pages 944–955.
- William Warner and Julia Hirschberg. 2012. Detecting hate speech on the World Wide Web. In *Proceedings of the second workshop on language in social media*, pages 19–26.
- Zeeraq Waseem and Dirk Hovy. 2016. Hateful symbols or hateful people? predictive features for hate speech detection on Twitter. In *Proceedings of the NAACL student research workshop*, pages 88–93.
- Hajime Watanabe, Mondher Bouazizi, and Tomoaki Ohtsuki. 2018. [Hate speech on twitter: A pragmatic approach to collect hateful and offensive expressions and perform hate speech detection](#). *IEEE Access*, 6:13825–13835.
- Geoffrey I Webb, Eamonn Keogh, and Risto Miikkilainen. 2010. Naïve bayes. *Encyclopedia of machine learning*, 15:713–714.
- Raymond E Wright. 1995. Logistic Regression.
- Xiao-Kun Wu, Tian-Fang Zhao, Lu Lu, and Wei-Neng Chen. 2022. Predicting the hate: A gstm model based on covid-19 hate speech datasets. *Information Processing & Management*, 59(4):102998.