

The discovery and scientific potential of fast radio bursts

Matthew Bailes^{1*†}

¹Centre for Astrophysics and Supercomputing,

Swinburne University of Technology,

Hawthorn, Vic, 3122, Australia.

*Corresponding author. Email: mbailes@swin.edu.au

Fast radio bursts (FRBs) are millisecond-timescale bursts of coherent radio emission that are luminous enough to be detectable at cosmological distances. In this review I describe the discovery of FRBs, subsequent advances in our understanding of them, and future prospects. Thousands of potentially observable FRBs reach Earth every day; they probably originate from highly magnetic and/or rapidly rotating neutron stars in the distant Universe. Some FRBs repeat, with this sub-class often occurring in highly magnetic environments. Two repeaters exhibit cyclic activity windows, consistent with an orbital period. One nearby FRB was from a Galactic magnetar during an X-ray outburst. The host galaxies of some FRBs have been located, providing information about the host environments and the total baryonic content of the Universe.

Fast radio bursts (FRBs) are millisecond flashes of radio waves from distant astronomical sources. The first FRB (1), later known as the Lorimer Burst, was discovered in 2007, some forty years after the discovery of radio pulsars (2). As was the case with pulsars, its discovery was completely serendipitous. The burst swept across the 288 MHz passband of the receiver over about 1/3 of a second, consistent with radio waves from a distant extraterrestrial source, dispersed by passage

through an ionised plasma (Figure 1 D-E). It struck the Parkes 64-m radio telescope in Australia just after 5:50 AM on August 25, 2001 local time, and was automatically archived onto magnetic tape as part of a radio pulsar survey. It remained undiscovered for over five years. This review examines its serendipitous discovery, the subsequent demonstration that it was part of a new class of object, and their cosmological implications.

Discovery of the Lorimer Burst

The discovery of FRBs became possible due to development of high time resolution radio instrumentation and software tools, mainly used for pulsar surveys. Radio pulsars are rapidly-rotating highly-magnetised neutron stars that emit beams of emission that appear to pulse as they rotate (2–5), like a light house. By 2007 over half of known pulsars had been discovered using the Parkes 64-m telescope (Figure 2A), due to its relatively radio interference-free environment, and access to the Southern hemisphere sky (where the majority of pulsars reside) (6–9).

The study of radio pulsars has been advanced by discoveries of unusual objects, usually in large-scale surveys (2, 10, 11). A new class of pulsar-like objects, the rotating radio transients (RRATs) were discovered in 2006 using the Parkes Multibeam Receiver (12), a 13-pixel radio camera which was used in multiple pulsar surveys (6, 7, 13, 14). RRATs (15) were initially interpreted as a new type of pulsar that only rarely emitted pulses, albeit in phase with a neutron star’s rotation period. This was unlike the radio pulsars, that usually emitted regular pulsations with each rotation. In 2007 searches were underway to find more example RRATs (16–18).

Like pulsars, RRATs exhibit a radio frequency-dependent delay, which appears as a sweep on the radio receiver. This arises because in the ionised interstellar medium radio waves travel slightly slower than the speed of light in a vacuum (c). The speed is determined by the radio frequency ν and the density of free electrons (Fig 1A). By the time a broadband radio pulse arrives at Earth, this frequency-dependent delay leads to a well defined sweep, in which the higher radio frequencies arrive before the lower ones (shown in Fig 1C for PSR J1707–4053). A radio pulse’s dispersion measure $DM \equiv \int_0^L n_e dL$ is the integrated column density of free electrons along the line of sight in pc cm^{-3} , where pc is the parsec, cm is the centimetre, n_e is the local free electron density, and L is the distance to the source. The difference in the arrival times $t_2 - t_1$ between two radio waves of

radio frequencies ν_2 and ν_1 respectively in GHz is approximately (19)

$$t_2 - t_1 \approx 4.15 \left[\left(\frac{1}{\nu_2^2} \right) - \left(\frac{1}{\nu_1^2} \right) \right] DM \text{ ms} \quad (1)$$

where the DM is in the units pc cm^{-3} and the radio frequency is in GHz. The measured DM of a source, combined with a free electron model, can be used as a proxy for distance within our Galaxy (20, 21) and to cosmological distances (22). Although it greatly complicates radio pulsar instrumentation and analysis, pulse dispersion helps observers distinguish celestial sources from local radio interference, and is ultimately what allows FRBs to have cosmological applications.

Duncan Lorimer and undergraduate student Narkevic searched for RRATs in an archival multi-beam pulsar survey of the Small Magellanic Cloud (SMC), a nearby dwarf galaxy, that has used the Parkes 64-m telescope. Narkevic’s initial analysis had detected a total of two putative RRATs in the whole SMC survey. They both appeared at exactly the same time with $DM \sim 375 \text{ pc cm}^{-3}$ in two adjacent beams of the 13-beam receiver, suggesting that either a very bright source was illuminating the sidelobes of multiple beams, or an unusual form of radio interference (Fig 1B).

I was observing at the Parkes telescope on an unrelated project with Lorimer and became involved in diagnosing the putative dispersed radio source. We extracted the relevant burst data to display the so-called waterfall plots, which would show the pulse energy as a function of both time and frequency (23, 24). We found the source had a dispersion sweep similar to those of pulsars, with evidence of radio frequency-dependent multi-path interstellar scattering (that scales as ν^{-4}), as often seen in observations of pulsars (25) (Fig 1D-E). Further investigation showed that the burst had saturated the limited dynamic range receivers of the beam closest to the source’s location (beam 6 in Fig 1B) and an algorithm designed to remove interference had replaced the burst with synthetic data. If not for the multibeam receiver’s sensitivity to strong signals in multiple beams the burst would never have been found. Disabling the interference rejection algorithm and reprocessing the archived data showed that the burst was over 100 times the survey’s detection threshold, with an estimated flux density of 30 jansky (Jy) (Figure 1 D-E). The burst was bright enough to be visible in four of the thirteen beams (26, 27).

The estimated source distance placed it well beyond the SMC (the target of the survey); it appeared to be at cosmological distance (1). In the voids between galaxies, free electron densities (22) are about 1 m^{-3} . This raises the source distance by about 1 Mpc for each pc cm^{-3} of the DM .

For reference, the Milky Way is about 30 kpc across and the SMC is at a distance of approximately 60 kpc. Thus the DM of $\sim 375 \text{ pc cm}^{-3}$ indicated a distance of $\sim 1 \text{ Gpc}$. To explain the observed brightness at such a distance, the source would have to be about a trillion times more luminous than any known pulsar. Alternatively the source could have been enshrouded in a highly ionised plasma in its host environment, leading to a spurious distance estimate. There is a sub-class of high-magnetic field and/or short-period pulsars known to occasionally emit highly energetic radio pulses that might have been linked to the burst. The Crab Pulsar, a young and highly-magnetised neutron star, occasionally produces these ‘giant pulses’, individual radio flashes that can be \gg the mean energy of its average pulse. However, even the brightest Crab Pulsar giant pulses were about a trillion times less energetic than the putative burst (Figure 3). The implied radio energy in the 5-ms duration burst was similar to all the power our Sun emits over a month.

The burst was well above the survey detection threshold. In extragalactic surveys a homogeneous isotropic cosmological population follows a $d \log N / d \log S = -3/2$ relation, where N is the number of sources above a flux density S . This arises because the volume surveyed expands as the distance D^3 , while each object’s flux density follows the inverse square law D^{-2} . For every Lorimer Burst there should be many (perhaps dozens) of fainter bursts present in the survey data. There didn’t appear to be any¹.

If the source repeated, it would provide more confidence in its celestial origin, but 40 hours of follow-up observations at Parkes saw nothing (*1*). It appeared that the burst was either i) a one-off hyper-luminous flash of radio waves from the distant Universe, a trillion times more luminous than known radio transient bursts, and requiring improbable survey statistics or ii) some obscure form of radio interference. We decided that the pulse’s well-defined sweep with frequency was sufficient to conclude it was celestial, so submitted a paper summarising our findings (*1*). The event soon became known as the ‘Lorimer Burst’, now also designated FRB 010724.

Implications of the Lorimer Burst

The apparent luminosity of the Lorimer Burst was very high but there were few clues as to what may have caused it. There was only an upper limit ($\leq 5 \text{ ms}$) on the intrinsic width of the burst, due

¹A later FRB search (28) found another FRB in the same dataset, with a DM of 1187 pc cm^{-3}

to a combination of instrumental broadening and radio wave scattering. Requiring the emission region to be causally connected (i.e. within 5 ms travel at the speed of light) set an upper limit on its size of ≤ 1500 km. Such distance scales are consistent with the dimensions of rotating magnetic fields possessed by rapidly-rotating neutron stars, shocks from explosions emanating from relativistic objects, or collisions between neutron stars and other compact objects (neutron stars and stellar-mass black holes).

Radio telescopes observe such a small fraction of the sky that initial estimates of the FRB event rate were hundreds per day as bright as the Lorimer Burst (1) and 10,000 d⁻¹ fainter bursts which were still above the detection limit of large radio dishes. The implied rate in a given cosmological volume was similar to that of supernovae: about once every few decades in a normal galaxy.

If its origin could be determined, the Lorimer Burst had potential for use as a cosmological probe. The *DM* contains information on the number of free electrons along its path. Most of the Universe's baryonic (normal atomic) mass is not in galaxies, but between them in the intergalactic medium (IGM). The bulk of the IGM mass is in hydrogen and helium, which cannot retain their electrons as they are ionised by ultra-violet light. An FRB can therefore act as a free electron (and hence baryon) counter between the host galaxy and Earth (Figure 1 F-K). Localised FRBs could potentially constrain the total mass of IGM, a quantity with controversial measurements via other methods (29).

The hunt for more FRBs

Attempts were made to find more bursts, both from existing archival data and by initiating new surveys. However, none of the early efforts were successful. Many groups searched archival data, finding some new RRATs (18, 30), but no events similar to the Lorimer Burst. Surveys specifically designed to find new bursts (31, 32) also initially did not detect any. Later it was discovered that the Parkes radio telescope receiver was often struck by quasi-dispersed radio pulses that were present in all 13 beams of the multibeam receiver, some of which had dispersion similar to the Lorimer Burst (33). These were shown to be due to a microwave oven only about 100 m from the Parkes dish (34), raising further doubts. Was the Lorimer Burst just a similar form of radio interference after all?

In 2012 another search of the Parkes Multibeam Pulsar Survey found a potential Lorimer Burst-like signal (35) with a $DM=745 \text{ pc cm}^{-3}$ although it was uncertain whether it originated outside the Galaxy (36). The celestial and cosmological nature of these dispersed radio signals remained uncertain.

2013: A Cosmological Population

In 2008 three pulsar and radio burst surveys commenced at Parkes, called the High Time Resolution Universe (HTRU) surveys (37). These employed multibeam anti-coincidence detection methods (38) that proved effective at removing terrestrial near-field interference. One of the HTRU surveys found four radio bursts (39), the brightest of which had a DM almost 3 times that of the Lorimer burst and followed the same ν^{-2} dispersion and ν^{-4} scattering power laws with radio frequency. This demonstrated that fainter and higher-dispersion (more distant) bursts existed, so the Lorimer Burst was part of a cosmological population. The term ‘fast radio bursts’ and acronym (FRBs) was coined. A system of nomenclature was adopted, designating each burst FRB followed by numerals indicating the date it occurred, similar to that used for gamma-ray bursts. For example, FRB 110220 was detected on 2011 February 20 Universal Coordinated Time (UTC); it had a dispersion measure of 995 pc cm^{-3} (39). Models of extragalactic dispersion indicated the sources could be at distances up to redshift $z \sim 1$, when the Universe was half its current age.

2014-2017: Single-dish discoveries

Although the four additional FRBs were reassuring, they had also been discovered with the Parkes 64-m telescope. Was there something in its local environment that was mimicking dispersed pulses? This doubt was dispelled in 2014 when a team using the Arecibo 305-m dish in Puerto Rico (Figure 2 B) announced the detection of another FRB (40). FRB 121102 had $DM = 556 \text{ pc cm}^{-3}$ and like the Parkes examples, appeared to be far beyond the Milky Way. Another $DM=790 \text{ pc cm}^{-3}$ FRB was found in archival data (41), then a bright FRB was identified using the 100 m Green Bank Telescope (GBT) (42), which recorded full polarimetric information, showing the FRB had a polarisation fraction of almost 50%. Changes in the position angle of the polarisation as a function of frequency (known as Faraday rotation) were evident, indicating that the FRB source

was probably immersed in a highly magnetised region within its host galaxy. Another 5 FRBs (43) were announced from the HTRU survey, including evidence that the bursts might have multiple components, and a DM as high as 1629 pc cm^{-3} . Other FRBs well above the detection threshold were also discovered using the Parkes 64-m telescope (44, 45).

Single dish radio telescopes have poor spatial resolution (\sim sq degree), so none of these FRBs could be unambiguously associated with a host galaxy. A definitive demonstration that FRBs are at cosmological distances could potentially be made by using an interferometer, which has much better spatial resolution, to localise an FRB to a host galaxy (46). Without known distances or association at other wavelengths, it was difficult to constrain models of emission mechanisms, or even be certain that FRBs were a cosmological population.

Early Physical Models

A catalogue of theories for the emission mechanism of FRBs (47) listed more models than there were then known bursts. If FRBs are at cosmological distances, then their estimated radio energies are 10^{38} to 10^{40} ergs. This is about the same total energy the Sun emits in a day to a month, but all in the radio band, and all within a few milliseconds. Although this eliminates Sun-like stars as the source of FRBs, there are nevertheless many potential astrophysical sources. Accreting neutron stars often exhibit X-ray luminosities of $10^{38} \text{ ergs s}^{-1}$ and the Crab Pulsar releases its rotational kinetic energy at a rate of $4 \times 10^{38} \text{ ergs s}^{-1}$. Either could regularly emit a low-powered FRB without violating energy conservation laws.

Causality requires that the dimension (d) of an FRB source must be $d \leq c\delta t$, where c is the speed of light and δt is the duration of the FRB. For observed FRB timescales less than 1 millisecond, the dimension of the emission region had to be less than 300 km. This suggested compact objects such as neutron stars or black holes, or possibly relativistic shock waves in close proximity of the source at similar scales. Hot extended plasmas emit incoherent radio emission, due to the interaction of charged particles, with a spectrum and luminosity determined by their dimension and temperature. To reach the luminosities of FRBs in the available timescale would require an incoherent source to have unphysical temperature ($\sim 10^{40} \text{ K}$). Therefore the FRB emission mechanism must be a coherent process, one where N charged particles emit radio waves all in phase, producing N^2

times the power of a single particle (48). Examples of coherent processes are i) plasma emission involving the generation of Langmuir waves and subsequent conversion into waves at the plasma frequency, ii) electron cyclotron maser emission and iii) pulsars. Of these, the pulsar emission mechanism is the least understood. Giant pulses from the Crab Pulsar are thought to be caused by many nanosecond-timescale shots, each of which individually produces coherent emission that appear in quick succession, resulting in a giant pulse (49).

Early models for extragalactic FRBs could be assigned into two broad categories. In the first, some catastrophic explosion or other source-destroying event occurred, releasing a large amount of energy, some small fraction of which was converted into a coherent radio pulse. These are the ‘cataclysmic’ models. Examples include a neutron star-neutron star merger (50), a core-collapse gamma-ray burst or otherwise unusual (superluminous?) supernova explosion, or a neutron star that briefly exceeds its maximum stable mass before collapsing to a black hole (51). In these models the FRB can never repeat, and many of the events are expected to be associated with star-forming galaxies with large numbers of massive stars and high supernova rates. Cataclysmic models invoking decelerating blast waves (52) predicted unresolved FRBs with radio bandwidths $\delta\nu/\nu \sim 1$ similar to that of the receivers in many radio telescopes, whereas models invoking the magnetospheres of relativistic objects could contain finer temporal and band-limited spectral features (49), as exhibited in the giant pulses from energetic pulsars.

The second class of model was non-cataclysmic, so could allow FRBs to repeat. The term ‘giant pulses’ refers to the very bright ($\gtrsim 100 \times$ mean flux density) single pulses emitted by high-magnetic field young pulsars including the Crab Pulsar (53) and PSR J0540–6919 (54) that rotate at approximately 20-30 Hz. Millisecond pulsars rotate at up to 700 Hz, and two examples that emit giant pulses are PSR B1937+21 (55) and the globular cluster pulsar PSR J1823–3021A (56). FRBs are more than 1 billion times the luminosities of the most luminous giant pulses from the Crab Pulsar, though it has been suggested that FRBs could be a related phenomenon producing much rarer ‘super giant pulses’ (49) from energetic pulsars. The origin of the giant pulses is unclear, but if a pulsar’s propensity to emit a giant pulse depends upon its magnetic field and spin period, there could be extremely magnetic and rapidly spinning neutron stars in the Universe (termed millisecond magnetars) that could emit numerous FRB-like pulses, albeit for a very short time ($< \text{yr}$) before they exhaust their rotational kinetic energy. If this model is correct, FRBs would not be

one-off sources, and (like young pulsars), they would preferentially be located in the spiral arms of star-forming galaxies, possibly inside supernova remnants. They might also exhibit an underlying quasi-periodicity, like giant pulses which tend to appear at particular rotation phases. Magnetars (neutron stars with high magnetic fields) would be expected in star-forming regions but millisecond pulsars are known to occur both within globular clusters and the disks and halos of galaxies (57), because their rotational kinetic energy is sufficient to power them for more than the age of the Universe.

Some models did not fit into either category, such as those that implied that FRB sources are within the Milky Way and that the DM was spurious, such as flare stars models (58, 59). Although these models greatly reduced the required intrinsic luminosities, they required an alternative explanation for the dispersion of the pulses, necessitating a fine-tuned physical model to produce the observed dispersion sweep.

Discovery of repeating FRBs

Searches for repetition of the FRBs detected using Parkes found none, in over 100 h of observation (44, 60). However in 2016 FRB 121102, then the only FRB detected using Arecibo, was found to repeat, producing many repeat bursts in a single observing session (61). It was nicknamed ‘the repeater’ (later R1).

In follow-up observations of FRB 121102, ten additional bursts were discovered, two on one day, then 8 on another, with six appearing during a ten minute FRB ‘storm’. On other days no bursts were seen (61). The repeater’s discovery ruled out the cataclysmic models, at least for repeating FRBs. The bursts from FRB 121102 also appeared to come in clumps, unlike giant pulses from pulsars that are more random (56, 62).

FRBs from the repeater appeared to be subtly different than the non-repeating FRBs observed with Parkes and the GBT. Bursts from the repeater often possessed multiple components and were broader in temporal extent (~ 5 ms vs ~ 1 ms). These components were often confined to small fractional bandwidths $\delta\nu/\nu \sim 0.2$ with emission within each burst drifting to lower radio frequencies (Figure 2 B’). This behaviour had been predicted for radio emission from magnetars (63) before any FRB had been discovered. The emission has been described like a ‘sad trombone’, with

multiple notes each progressively lower in tone (64).

The repeater’s active periods provided an opportunity for follow-up with interferometers to determine a precise location suitable for the identification of host galaxies. During one such active period, the realfast (65) instrument on the Very Large Array (VLA) interferometer detected an FRB (66), and localised it to near a persistent radio source and faint optical companion. Subsequent very long baseline interferometry further localised it to its host galaxy (67) and that it was situated coincident with the persistent radio source (68). The results were intriguing. The host was a tiny dwarf galaxy containing 40 million solar masses (M_{\odot}) in stars and gas, with a high specific star-formation rate of about $0.4 M_{\odot} \text{ yr}^{-1}$, and still undergoing its first wave of star formation. The repeater’s host galaxy was very similar to those of many long-duration gamma-ray bursts, and superluminous supernovae (69). Both of these transients are associated with young massive stars of low metallicity. The redshift ($z = 0.193$) (67) and hence distance to the repeater’s host galaxy removed all remaining doubt that FRBs were at cosmological distances. FRB121102 was located at a distance of 972 Mpc, close to the maximum estimated for the Lorimer burst (1).

The association with the persistent radio source raised several questions. Was the persistent source enabling the FRB emission, caused by the FRB, or merely coincident with it? Perhaps the persistent radio source was an accreting intermediate mass black hole, or nearby supernova remnants powered by young neutron stars produced by recently-exploded stars?

Follow-up observations of the repeater detected 93 further bursts (70, 71) between 4 and 8 GHz. These observations showed that in its rest frame FRB emission could extend to almost 10 GHz, but often with small fractional bandwidths. The repeater has a rotation measure of $\sim 10^5 \text{ rad m}^{-2}$, among the highest known for any astronomical source (72). This implied that it was in a highly magnetised environment, similar to the Galactic Centre of the Milky Way and its supermassive black hole.

Subsequent observations using broadband receivers (73) demonstrated that the repeater’s emission is often limited in frequency extent, with emission confined to the same finite radio bands for extended periods and must be intrinsic to the source. Monitoring of the rotation measure has shown it varies over years, dropping to 2/3 of its original value, indicating a rapidly evolving magnetic environment (74).

Questions posed by the discovery of the repeater were: Do all FRBs repeat if observed for long

enough? Are there two classes of FRB - repeaters and non-repeaters? If every FRB source emits millions of FRBs (or more), the formation rate of the sources could be very low, potentially highly exotic and completely unknown from observations of our local Universe.

2017-2022: An FRB age of discovery

The vast majority of the early FRBs were found with standard radio pulsar search instrumentation. Once the cosmological population was established plans were made to accelerate the discovery rate, using large field of view instruments. Some FRBs, such as the Lorimer Burst, were so bright that they should have been detectable by small dishes. Although small telescopes have much lower sensitivity, they do have wider fields of view than large dishes and are less expensive to build and operate. Purpose-built FRB facilities, both large and small, were constructed.

The UTMOST upgrade of the large cylindrical Molonglo telescope (Figure 2 C) allowed an interferometer to find the first FRBs in a blind survey (75). The newly commissioned ASKAP array (Figure 2 D) added an incoherent fast sampling mode and with its 30 square degree field of view provided by its phased array feeds began detecting FRBs routinely, finding 20 in a fly's eye survey (76). The phased array feeds removed the degeneracy between FRB flux and (usually unknown) position in the primary beam, enabling measurements of absolute flux densities for one-off FRBs. The nearby high-flux FRBs detected with ASKAP were shown to be local versions of fainter FRBs detected by the more sensitive Parkes dish in the more distant Universe (76). The expected $d \log N/d \log S = -3/2$ flux density distribution was beginning to be consistent with a cosmological population.

Many of these purpose-built facilities also had the ability to buffer and store the raw data when an FRB occurred, determined in real time. This enabled microsecond time resolution studies of FRB profiles, which revealed detailed microstructure down to only a few tens of microseconds (77, 78) (Figures 2 C' and D'). These short timescales indicate the emission arises from sub-km scales, consistent with gaps in neutron star magnetospheres (79).

The CHIME telescope in Canada (Figure 2 E) has a very wide field of view (~ 200 sq deg) and high instantaneous sensitivity (8000 m^2 of collecting area). This is complemented by the ASKAP interferometer's sub arc-second localising capabilities and the even higher sensitivity provided by

the 500 m FAST dish (Figure 2 F). A very different approach was taken by the three 20cm STARE2 coaxial feeds (Figure 2 G), which have less than a millionth of FAST’s collecting area, but view the entire sky.

CHIME (80) is a fixed 4×100 m (long) \times 20 m (wide) cylindrical interferometer that forms 1024 coherent beams over the sky, covering almost 200 square degrees. Its FRB sub-project CHIME/FRB searches for dispersed radio pulses almost continuously from 400-800 MHz. It scans the entire northern sky every day searching for FRBs. The CHIME/FRB average detection rate (a few per day) has rapidly increased the catalogue of known FRBs which now has over 600 unique sources. CHIME observations have provided insights into FRB emission at low (400-800 MHz) radio frequencies (81) and identified a large number of repeaters (82–84), many of which were localised with other facilities.

In early 2020 CHIME detected two FRB-like bursts of emission (85) from the Galactic magnetar SGR 1935+2154 separated by only 30 ms. Just a second earlier, the STARE2 dipoles also detected a ms-duration radio burst (86) (Figure 2 G’) at 1.4 GHz. The time delays between the two instruments were consistent with the delay due to pulse dispersion. These radio bursts were coincident with an X-ray burst from the magnetar (87). Although the radio luminosity of the burst was 30 times weaker than the least luminous FRB then known, it demonstrated that magnetars could emit FRB-like emission. At least some FRBs, and possibly all, are emitted from magnetars.

The once trillion-fold luminosity gap between the Lorimer Burst and the Galactic pulsars has gradually closed, though a gap still persists (Figure 3). The definition of what constitutes an FRB is also becoming blurred. Early observations of FRBs were often temporally smeared by the instrumentation and had \sim ms durations but, as instrumentation improved, both intrinsically narrower and broader FRBs have been observed. Periodic emission (88) has also been reported in an unusually long \sim 3 s burst of radio emission, with periodic spikes at separations of 216.8 ms (Figure 2 E’). Two other FRBs have potential periodic emission with periods of 2.8 and 10.7 ms (88). Do these reflect the rotation periods of neutron star hosts, or is FRB like that of some radio magnetars, that often exhibit spiky emission (89)?

Repeaters galore

CHIME detected a second repeater (82) (FRB 20180814A) with a low $DM=189 \text{ pc cm}^{-3}$ indicating a distance of only 350 Mpc. The detections increased so rapidly that there were soon another 17 repeaters (83, 84). In its first year of operation, CHIME detected a total of 18 repeaters (3.7% of the total) and 474 FRBs that were not seen to repeat (90). The repeating FRBs have narrower fractional radio bandwidths and are wider than one-off FRBs (91). Follow-up interferometric observations (92) demonstrated that one of these repeaters (FRB 20180916B) was in a nearby spiral galaxy at a redshift of $z = 0.0337$ (~ 170 Mpc). This FRB was six times closer than the original repeater (R1) and less luminous than previously observed FRBs beyond our galaxy.

Analysis of the repeater FRB 180916.J0158+65 showed the bursts were all received in a 5 day-wide window which recurred every 16.35 days, with over half concentrated in a narrower 0.6-day wide window (93). This motivated searches for periodicities in other repeaters. R1's bursts were then shown to be consistent with a 157-161 d periodicity, with a broader fractional activity cycle ($\sim 50\%$) (94, 95). A consistent periodicity usually indicates either i) two stars in an orbit, or ii) precession, the reorientation of a spin axis (tracing out a conical shape). This led to the suggestion that repeating FRBs were magnetars orbiting other active (massive?) stars, in such a way so that they are only observable at certain orbital phases (96). This model received some support when the radio frequency of bursts from repeating FRBs was shown to be (orbital?) phase dependent, with the lower frequency FRBs coming later in the cycle than the high-frequency ones (97, 98). Others (99) have suggested that repeating FRBs might be induced by material streaming past magnetars. These types of models are illustrated in Figure 4.

Recent observations with the Five-hundred metre Aperture Telescope (FAST) in China (Figure 2 F) detected 1652 FRBs from the original repeater in less than 60 h of observation time (100). During its most active observed period, the repeater was bursting on average every 30 seconds. No periodicity was found, and the high repetition rate means that the radio emission mechanism must be very efficient. The DM of the repeater is increasing, not decreasing as would be expected if it was at the centre of an expanding supernova remnant (101, 102).

Another repeater was found with a DM of only 87 pc cm^{-3} , associated with the spiral galaxy Messier 81 (M81) only ~ 3.6 Mpc distant (92). Interferometry helped determine that it is almost

certainly associated with a globular cluster in M81. Most of the dispersion for this burst arises from the foreground Milky Way, and within M81, not the intergalactic medium. This FRB is only about 0.4 percent of the distance to the original repeater, of similar brightness and hence about 5 orders of magnitude less luminous. Globular clusters do not contain young stars, and any magnetars formed in the first wave of star formation are expected to have become inactive long ago. If this repeating FRB is also produced by a magnetar, it might have been formed recently, either by the formation of a neutron star by the collapse of an accreting white dwarf or the merger of two neutron stars (92). The FRBs might alternatively arise from a millisecond pulsar, which are abundant in globular clusters and are known to emit giant pulses (56, 103). Follow-up observations of this source found ‘burst storms’, in which it emits an FRB more than once per minute, but with no associated periodicity (104). Unlike some of the repeaters that show dispersion measure variations, this source has a stable DM (104), consistent with the expected environment within a globular cluster.

A very high $DM = 1205 \text{ pc cm}^{-3}$ repeating FRB observed with FAST was subsequently localised to a galaxy (105) which is much closer than the intergalactic DM model suggested, implying that the host galaxy must be contributing $\sim 75\%$ of the total dispersion. Like the original repeater, this FRB is associated with a persistent radio source - probably related to the anomalous DM . This source demonstrates the potential pitfalls of assuming the DM provides an accurate cosmological distance.

The linear polarisation fraction of repeating FRBs is strongly radio-frequency dependent as predicted if their radio waves are scattered in a highly variable magnetic environment (106). At lower frequencies, radio waves experience more variable Faraday rotation, leading to the observed systematic depolarisation.

Host Galaxies and Cosmological Applications

Advances in instrumentation have enabled interferometers to determine the precise locations of one-off FRBs, identifying their host galaxies (107–109), as well as following up repeaters. A study of 6 repeating and 10 non-repeating FRBs with known host galaxies and redshifts (ranging from $z = 0.008$ – 0.66) found that although there may be hints that their host galaxies are dissimilar, the differences are not statistically significant (110). FRBs are rare in ‘red and dead’ elliptical galaxies,

being more common in galaxies that are experiencing at least some star formation (110). One-off FRBs are less common in galaxies with high star formation rates per unit mass, which is unlike the long duration gamma-ray bursts that are often associated with low-metallicity, low-mass hosts and produced by exploding massive stars. Non-repeaters also appear to have different host galaxy properties to core-collapse supernovae (110). This is inconsistent with unification models that propose all FRBs are from young magnetars produced in recent supernovae. Could non-repeaters be produced by neutron stars re-activated long after their formation? One potential reactivation mechanism is mass transfer from a companion star. This is known to form the millisecond pulsars, some of which emit giant pulses. Neutron stars in binaries accrete mass and gain angular momentum when their companions exhaust their fuel and swell up during stellar evolution. The length of the delay between neutron star birth and its ‘recycling’ depends upon the mass of the companion star and can be between 1 Myr and several Gyr. Millisecond pulsars could explain the host properties of one-off FRBs but not their lack of repetition.

In cosmology, enough host galaxies have been determined to derive the FRB redshift- DM relation (111) (also known as the Macquart relation). The observed relation is consistent with the total mass of baryons inferred by studies of the cosmic microwave background (112, 113), possibly resolving the difficulty in locating all the baryons using other methods (29).

The sheer numbers of FRBs detected by CHIME are providing other insights into the population. Analysis of the catalogue (90) found that the DM s and flux density distributions are consistent with a cosmological population and correlated with the large scale structure of galaxies in the Universe (114).

FRB dispersion measures and host galaxy redshifts have been used to independently derive the value of the Hubble constant (H_0). H_0 is the rate at which the expansion of the Universe increases with distance. With a limited sample of 9 FRBs with redshifts, a value of $H_0 = 62 \pm 9 \text{ km s}^{-1} \text{ Mpc}^{-1}$ has been deduced (115), albeit with some possibly optimistic assumptions about the (contaminating) host galaxy DM contributions. This is less precise than other methods; improvements will require eliminating FRBs with high local DM contributions, possibly by examining their intrinsic widths and scattering or by characterising their host galaxy environments.

Current status and future prospects

So what are FRBs? My personal view is that like many new classes of object, FRBs will ultimately be shown to be comprised of one or two dominant sources, but there could be other rarer classes of source with the right combination of magnetic field, rotation, gravity and accelerated charged particles to generate FRBs. Determining the locations of ~ 100 FRBs should provide sufficient information on their host galaxies to constrain the progenitors. My leading contenders for the repeaters are magnetars, with some in orbits around massive stars, while non-repeaters seem more likely to be rare giant pulses from high-magnetic field ($\sim 10^9$ G?) or recently spun-up millisecond pulsars. Both magnetars and millisecond pulsars experience magnetic field reconfigurations (Figure 5) leading to changes in radio pulse shape changes. In magnetars this can produce high-energy outbursts (*116*) and in one case a low-luminosity FRB (*85, 86*). Could these magnetic reconfigurations be a common trigger for FRB production? In millisecond pulsars these reconfigurations are extremely rare, and of the few hundred known millisecond pulsars only a few have exhibited them, including PSR J1713+0747 (*117*). If this model is correct eventually all FRBs might repeat, but we might have to wait decades or more to observe them.

I expect progress in the field will be strongly linked to new facilities coming online in the next decade. The MeerTRAP (*118*) experiment is expected to detect and localise FRBs at higher distances. CRACO (the CRAFT Coherent upgrade) to the ASKAP interferometer (operational late-2022) will coherently add the signals from the inner 30 antennas to improve the FRB localisation rate by an order of magnitude, whilst the Deep Synoptic Array (DSA 110) (*119*) (late 2022) is predicted to localise almost one FRB per day. The CHIME/FRB outtrigger project is deploying additional cylinders to enable localisation. CHORD (*120*) will be an array of 512 6-m dishes, supported by outtrigger stations, that will enable rapid localisation of FRBs and should be operational some time in the mid 2020s. Further in the future instruments like the DSA 2000 (*121*) (circa 2027) plan to localise 100s of FRBs per day and from 2030 the Square Kilometre Array (*122*) is expected to probe high-redshift FRBs. The results from these new instruments will ensure the golden age of FRB discovery extends well into the 2030s.

Would FRBs have ever been discovered if not for the brightness of the Lorimer Burst? Parallels have been drawn with the first gravitational wave source, which remains the one with the largest

known amplitude (*123, 124*). The Lorimer Burst was only detected because it appeared in the sidelobes of the telescope, so in that sense its high flux density was necessary for the discovery. But the high fluence of the burst also compromised both its detection and acceptance. The simple interference rejection algorithm in operation tried to erase the burst, and its brightness led to arguments that it was statistically unlikely, and hence probably interference. I'm convinced that the visual recognition of the Lorimer Burst's dispersed bright pulse played a crucial role in the belief that FRBs existed, but I am also certain that it was their scientific potential that motivated scientists to pursue the instrumental developments and surveys that ultimately produced the scientific discoveries discussed in this review.

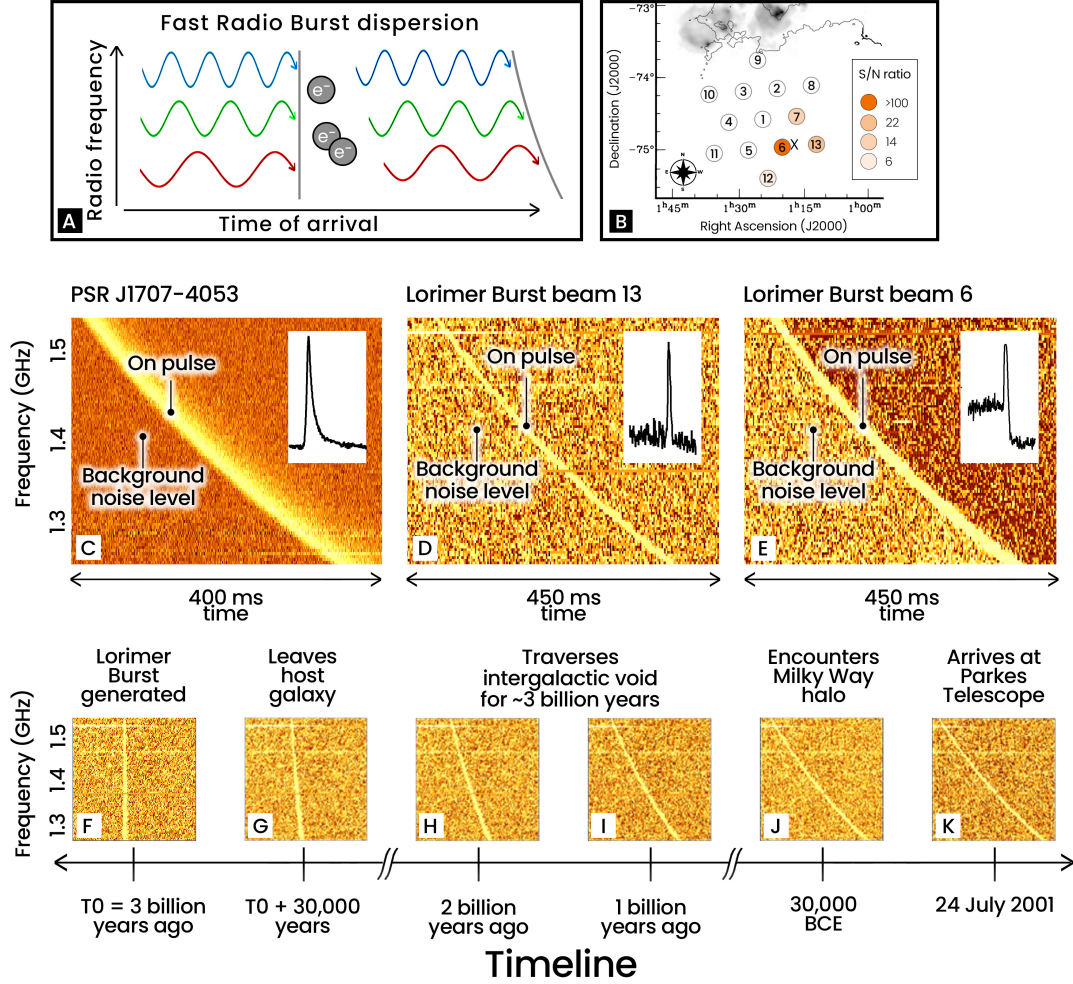


Figure 1: Fast radio burst dispersion and the location of the Lorimer Burst. (A) Conceptual illustration of how dispersion delays the time of arrival at Earth. As radio waves encounter free electrons, they become delayed in a radio frequency-dependent manner. The more energetic (higher frequency) radio waves (blue) experience less delay than the lower energy waves (red). This leads to a characteristic sweep, observed in fast radio bursts and pulsars. (B) The pointing of the Parkes 13-beam receiver just south of the edge of the Small Magellanic Cloud at the time of the observation of the Lorimer Burst (*I*). The burst saturated beam 6, was well above the detection threshold in beams 7 and 13, and was weakly detected in beam 12 (27). The cross indicates the inferred burst position (*I*). (C) Observed dispersion sweep of the pulsar PSR J1707-4053 with $DM = 360 \text{ pc cm}^{-3}$ and its de-dispersed pulse profile (inset) with the MeerKAT telescope (*I25*). (D-E) Dispersion sweep (and inset integrated pulse profile) of the Lorimer burst, at $DM = 375 \text{ pc cm}^{-3}$ in sidelobe beam 13 (D) and beam 6 (E). The dip in flux after the burst in beam 6 is an instrumental artefact due to saturation. (F-K) Inferred evolution of the Lorimer Burst's dispersion over cosmic time.




Figure 2: Seven radio telescopes and example FRBs detected at each. FRBs with interesting frequency structure from Arecibo and CHIME have waterfall plots beneath their integrated profiles. (A) The Parkes 64-m telescope and the Lorimer Burst FRB 010724 (*1*) (inset). (B) The 305 m Arecibo Observatory and one burst from the repeating FRB 121102 (*73*). The burst exhibits a downward-drifting frequency effect as a function of time. Frequencies run from low to high in the vertical direction. (C) The 1.5-km long Molonglo telescope and FRB 170827 with its extremely narrow temporal structure obtained by the UTMOST real time data capture system (*77, 126*). (D) The core of the 36-antenna Australian Square Kilometre Array Pathfinder telescope (ASKAP). The inset shows a four-component FRB 181112 with narrow temporal features (*78*). (E) The cylindrical $4 \times 20 \text{ m} \times 100 \text{ m}$ Canadian Hydrogen Intensity Mapping Experiment telescope (CHIME) and a 3-second long FRB 20191221A that exhibited a 216.8 ms periodicity (*88*). (F) The 500 m Five-Hundred Metre Aperture Spherical Telescope (FAST) and the three-component fast radio burst FRB 181123 (*127*). (G) The Survey for transient radio emission 2 experiment’s STARE2 telescope and the Galactic fast radio burst FRB 200428 it detected from a magnetar during an x-ray flare (*86*). Photo credits: J. Sarkissian (A), F. Camilo (B), C. Flynn (C), K. Steele (D), M. Bailes (E), Di Li (F), S. R. Kulkarni (G).

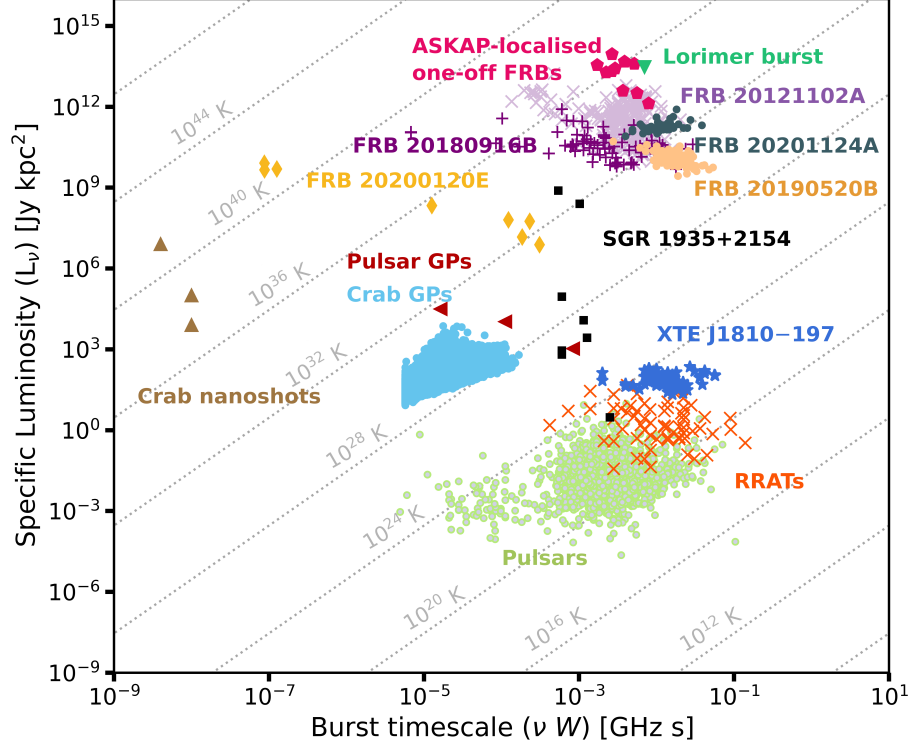


Figure 3: The luminosity as a function of burst timescale of short-duration coherent radio emitters. The Lorimer Burst (green triangle) is a trillion times more energetic than the radio pulsar (light green circles) and RRAT (orange crosses) populations of our own Galaxy. Also shown are other one-off FRBs (magenta pentagons), repeating bursts from FRB 20121102A (light purple crosses) and FRB 20180916B (dark purple plus symbols), the globular cluster repeating FRB in M81 FRB 20200120E (yellow diamonds), and radio bursts from the galactic magnetars SGR 1935+2154 (black squares) and XTE J1810–197 (blue stars). Nanosecond duration bursts from the Crab pulsar (brown triangles) possess similar brightness temperatures (equivalent black body temperatures) to the most energetic FRBs. The sloped dotted grey lines indicate the brightness temperature, which is proportional to the specific intensity of a source. Luminosities and timescales are sourced from the FRB review paper (*128*) and references (*1, 76*).

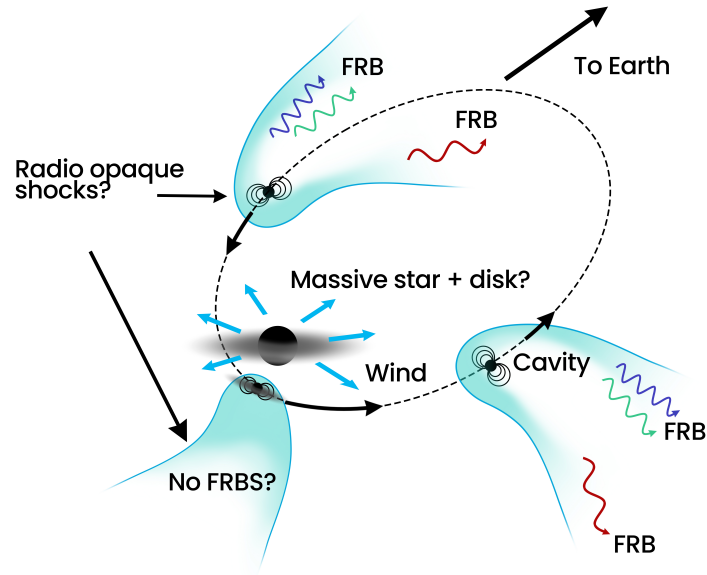


Figure 4: Repeating FRB orbital model. In this repeating FRB model (99) a massive star’s stellar wind (blue arrows) causes an orbiting magnetar (with a period of weeks to months) to emit FRBs. The interaction between the stellar wind and the magnetar wind produces cavities (cyan shading) separated by a shock front (cyan lines). The cavity preferentially emits high frequency FRBs (blue and green wavy arrows) at the leading edge, and lower frequency FRBs (red wavy arrows) in the trailing sections. This model is an attempt to explain both the activity windows of some repeaters and their radio frequency time dependence.

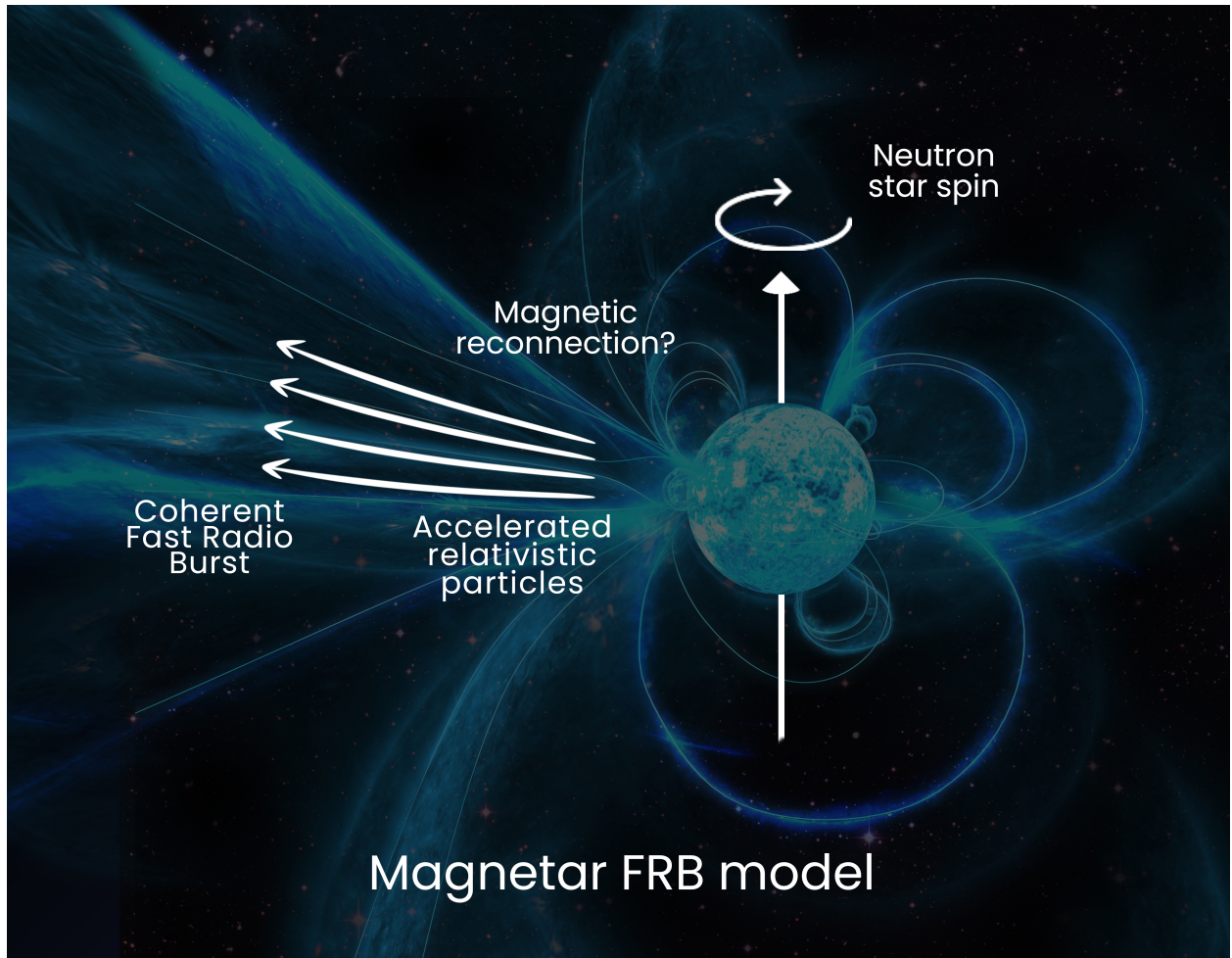


Figure 5: Magnetar FRB emission model. Reconfiguration of the intense magnetic fields around a magnetar is associated with high-energy outbursts. In this model for FRB generation, reconfiguration of the magnetic field releases relativistic particles that generate coherent radio emission in the magnetosphere, possibly producing fast radio bursts.

References and Notes

1. D. R. Lorimer, M. Bailes, M. A. McLaughlin, D. J. Narkevic, F. Crawford, A Bright Millisecond Radio Burst of Extragalactic Origin. *Science* **318** (5851), 777 (2007), doi: 10.1126/science.1147532.
2. A. Hewish, S. J. Bell, J. D. H. Pilkington, P. F. Scott, R. A. Collins, Observation of a Rapidly Pulsating Radio Source. *Nature* **217** (5130), 709–713 (1968), doi:10.1038/217709a0.
3. P. Goldreich, W. H. Julian, Pulsar Electrodynamics. *Astrophys. J.* **157**, 869 (1969), doi: 10.1086/150119.
4. M. Ruderman, Pulsars: Structure and Dynamics. *Ann. Rev. Astron. & Astrophys.* **10**, 427 (1972), doi:10.1146/annurev.aa.10.090172.002235.
5. D. R. Lorimer, M. Kramer, *Handbook of Pulsar Astronomy* (Cambridge University Press) (2012).
6. R. N. Manchester, *et al.*, The Parkes multi-beam pulsar survey - I. Observing and data analysis systems, discovery and timing of 100 pulsars. *Mon. Not. R. Astron. Soc.* **328** (1), 17–35 (2001), doi:10.1046/j.1365-8711.2001.04751.x.
7. D. J. Morris, *et al.*, The Parkes Multibeam Pulsar Survey - II. Discovery and timing of 120 pulsars. *Mon. Not. R. Astron. Soc.* **335** (2), 275–290 (2002), doi:10.1046/j.1365-8711.2002.05551.x.
8. M. Kramer, *et al.*, The Parkes Multibeam Pulsar Survey - III. Young pulsars and the discovery and timing of 200 pulsars. *Mon. Not. R. Astron. Soc.* **342** (4), 1299–1324 (2003), doi: 10.1046/j.1365-8711.2003.06637.x.
9. F. Crawford, *et al.*, Radio Pulsars in the Magellanic Clouds. *Astrophys. J.* **553** (1), 367–374 (2001), doi:10.1086/320635.
10. R. A. Hulse, J. H. Taylor, Discovery of a pulsar in a binary system. *Astrophys. J. Lett.* **195**, L51–L53 (1975), doi:10.1086/181708.

11. D. C. Backer, S. R. Kulkarni, C. Heiles, M. M. Davis, W. M. Goss, A millisecond pulsar. *Nature* **300** (5893), 615–618 (1982), doi:10.1038/300615a0.
12. L. Staveley-Smith, *et al.*, The Parkes 21 CM multibeam receiver. *Publ. Astron. Soc. Aust.* **13** (3), 243–248 (1996), doi:10.1017/S1323358000020919.
13. R. T. Edwards, M. Bailes, W. van Straten, M. C. Britton, The Swinburne intermediate-latitude pulsar survey. *Mon. Not. R. Astron. Soc.* **326** (1), 358–374 (2001), doi:10.1046/j.1365-8711.2001.04637.x.
14. R. N. Manchester, G. Fan, A. G. Lyne, V. M. Kaspi, F. Crawford, Discovery of 14 Radio Pulsars in a Survey of the Magellanic Clouds. *Astrophys. J.* **649** (1), 235–242 (2006), doi:10.1086/505461.
15. M. A. McLaughlin, *et al.*, Transient radio bursts from rotating neutron stars. *Nature* **439** (7078), 817–820 (2006), doi:10.1038/nature04440.
16. P. Weltevrede, B. W. Stappers, J. M. Rankin, G. A. E. Wright, Is Pulsar B0656+14 a Very Nearby Rotating Radio Transient? *Astrophys. J. Lett.* **645** (2), L149–L152 (2006), doi:10.1086/506346.
17. E. F. Keane, *et al.*, Further searches for Rotating Radio Transients in the Parkes Multi-beam Pulsar Survey. *Mon. Not. R. Astron. Soc.* **401** (2), 1057–1068 (2010), doi:10.1111/j.1365-2966.2009.15693.x.
18. S. Burke-Spolaor, M. Bailes, The millisecond radio sky: transients from a blind single-pulse search. *Mon. Not. R. Astron. Soc.* **402** (2), 855–866 (2010), doi:10.1111/j.1365-2966.2009.15965.x.
19. S. R. Kulkarni, Dispersion measure: Confusion, Constants & Clarity. *arXiv e-prints* arXiv:2007.02886 (2020).
20. J. M. Cordes, T. J. W. Lazio, NE2001.I. A New Model for the Galactic Distribution of Free Electrons and its Fluctuations. *arXiv e-prints* astro-ph/0207156 (2002).

21. J. M. Yao, R. N. Manchester, N. Wang, A New Electron-density Model for Estimation of Pulsar and FRB Distances. *Astrophys. J.* **835** (1), 29 (2017), doi:10.3847/1538-4357/835/1/29.
22. K. Ioka, The Cosmic Dispersion Measure from Gamma-Ray Burst Afterglows: Probing the Reionization History and the Burst Environment. *Astrophys. J. Lett.* **598** (2), L79–L82 (2003), doi:10.1086/380598.
23. A. W. Hotan, W. van Straten, R. N. Manchester, PSRCHIVE and PSRFITS: An Open Approach to Radio Pulsar Data Storage and Analysis. *Publ. Astron. Soc. Aust.* **21** (3), 302–309 (2004), doi:10.1071/AS04022.
24. W. van Straten, M. Bailes, DSPSR: Digital Signal Processing Software for Pulsar Astronomy. *Publ. Astron. Soc. Aust.* **28** (1), 1–14 (2011), doi:10.1071/AS10021.
25. N. D. R. Bhat, J. M. Cordes, F. Camilo, D. J. Nice, D. R. Lorimer, Multifrequency Observations of Radio Pulse Broadening and Constraints on Interstellar Electron Density Microstructure. *Astrophys. J.* **605** (2), 759–783 (2004), doi:10.1086/382680.
26. E. Petroff, *et al.*, FRBCAT: The Fast Radio Burst Catalogue. *Publ. Astron. Soc. Aust.* **33**, e045 (2016), doi:10.1017/pasa.2016.35.
27. V. Ravi, The observed properties of fast radio bursts. *Mon. Not. R. Astron. Soc.* **482** (2), 1966–1978 (2019), doi:10.1093/mnras/sty1551.
28. S. B. Zhang, *et al.*, A new fast radio burst in the data sets containing the Lorimer burst. *Mon. Not. R. Astron. Soc.* **484** (1), L147–L150 (2019), doi:10.1093/mnrasl/slz023.
29. J. M. Shull, B. D. Smith, C. W. Danforth, The Baryon Census in a Multiphase Intergalactic Medium: 30% of the Baryons May Still be Missing. *Astrophys. J.* **759** (1), 23 (2012), doi:10.1088/0004-637X/759/1/23.
30. M. Bagchi, A. C. Nieves, M. McLaughlin, A search for dispersed radio bursts in archival Parkes Multibeam Pulsar Survey data. *Mon. Not. R. Astron. Soc.* **425** (4), 2501–2506 (2012), doi:10.1111/j.1365-2966.2012.21708.x.

31. A. P. V. Siemion, *et al.*, The Allen Telescope Array Fly’s Eye Survey for Fast Radio Transients. *Astrophys. J.* **744** (2), 109 (2012), doi:10.1088/0004-637X/744/2/109.
32. R. S. Lynch, *et al.*, The Green Bank Telescope 350 MHz Drift-scan Survey II: Data Analysis and the Timing of 10 New Pulsars, Including a Relativistic Binary. *Astrophys. J.* **763** (2), 81 (2013), doi:10.1088/0004-637X/763/2/81.
33. S. Burke-Spolaor, M. Bailes, R. Ekers, J.-P. Macquart, I. Crawford, Fronefield, Radio Bursts with Extragalactic Spectral Characteristics Show Terrestrial Origins. *Astrophys. J.* **727** (1), 18 (2011), doi:10.1088/0004-637X/727/1/18.
34. E. Petroff, *et al.*, Identifying the source of perytons at the Parkes radio telescope. *Mon. Not. R. Astron. Soc.* **451** (4), 3933–3940 (2015), doi:10.1093/mnras/stv1242.
35. E. F. Keane, B. W. Stappers, M. Kramer, A. G. Lyne, On the origin of a highly dispersed coherent radio burst. *Mon. Not. R. Astron. Soc.* **425** (1), L71–L75 (2012), doi:10.1111/j.1745-3933.2012.01306.x.
36. K. W. Bannister, G. J. Madsen, A Galactic origin for the fast radio burst FRB010621. *Mon. Not. R. Astron. Soc.* **440** (1), 353–358 (2014), doi:10.1093/mnras/stu220.
37. M. J. Keith, *et al.*, The High Time Resolution Universe Pulsar Survey - I. System configuration and initial discoveries. *Mon. Not. R. Astron. Soc.* **409** (2), 619–627 (2010), doi:10.1111/j.1365-2966.2010.17325.x.
38. J. Kocz, M. Bailes, D. Barnes, S. Burke-Spolaor, L. Levin, Enhanced pulsar and single pulse detection via automated radio frequency interference detection in multipixel feeds. *Mon. Not. R. Astron. Soc.* **420** (1), 271–278 (2012), doi:10.1111/j.1365-2966.2011.20029.x.
39. D. Thornton, *et al.*, A Population of Fast Radio Bursts at Cosmological Distances. *Science* **341** (6141), 53–56 (2013), doi:10.1126/science.1236789.
40. L. G. Spitler, *et al.*, Fast Radio Burst Discovered in the Arecibo Pulsar ALFA Survey. *Astrophys. J.* **790** (2), 101 (2014), doi:10.1088/0004-637X/790/2/101.

41. S. Burke-Spolaor, K. W. Bannister, The Galactic Position Dependence of Fast Radio Bursts and the Discovery of FRB011025. *Astrophys. J.* **792** (1), 19 (2014), doi:10.1088/0004-637X/792/1/19.
42. K. Masui, *et al.*, Dense magnetized plasma associated with a fast radio burst. *Nature* **528** (7583), 523–525 (2015), doi:10.1038/nature15769.
43. D. J. Champion, *et al.*, Five new fast radio bursts from the HTRU high-latitude survey at Parkes: first evidence for two-component bursts. *Mon. Not. R. Astron. Soc.* **460** (1), L30–L34 (2016), doi:10.1093/mnrasl/slw069.
44. V. Ravi, R. M. Shannon, A. Jameson, A Fast Radio Burst in the Direction of the Carina Dwarf Spheroidal Galaxy. *Astrophys. J. Lett.* **799** (1), L5 (2015), doi:10.1088/2041-8205/799/1/L5.
45. V. Ravi, *et al.*, The magnetic field and turbulence of the cosmic web measured using a brilliant fast radio burst. *Science* **354** (6317), 1249–1252 (2016), doi:10.1126/science.aaf6807.
46. S. R. Kulkarni, E. O. Ofek, J. D. Neill, Z. Zheng, M. Juric, Giant Sparks at Cosmological Distances? *Astrophys. J.* **797** (1), 70 (2014), doi:10.1088/0004-637X/797/1/70.
47. E. Platts, *et al.*, A living theory catalogue for fast radio bursts. *Phys. Rep.* **821**, 1–27 (2019), doi:10.1016/j.physrep.2019.06.003.
48. D. B. Melrose, Coherent emission mechanisms in astrophysical plasmas. *Reviews of Modern Plasma Physics* **1** (1), 5 (2017), doi:10.1007/s41614-017-0007-0.
49. J. M. Cordes, I. Wasserman, Supergiant pulses from extragalactic neutron stars. *Mon. Not. R. Astron. Soc.* **457** (1), 232–257 (2016), doi:10.1093/mnras/stv2948.
50. T. Totani, Cosmological Fast Radio Bursts from Binary Neutron Star Mergers. *Publ Astron Soc Jpn Nihon Tenmon Gakkai* **65**, L12 (2013), doi:10.1093/pasj/65.5.L12.
51. H. Falcke, L. Rezzolla, Fast radio bursts: the last sign of supramassive neutron stars. *Astron. Astrophys.* **562**, A137 (2014), doi:10.1051/0004-6361/201321996.

52. B. D. Metzger, B. Margalit, L. Sironi, Fast radio bursts as synchrotron maser emission from decelerating relativistic blast waves. *Mon. Not. R. Astron. Soc.* **485** (3), 4091–4106 (2019), doi:10.1093/mnras/stz700.
53. T. H. Hankins, J. S. Kern, J. C. Weatherall, J. A. Eilek, Nanosecond radio bursts from strong plasma turbulence in the Crab pulsar. *Nature* **422** (6928), 141–143 (2003), doi:10.1038/nature01477.
54. M. Geyer, *et al.*, The Thousand-Pulsar-Array programme on MeerKAT - III. Giant pulse characteristics of PSR J0540-6919. *Mon. Not. R. Astron. Soc.* **505** (3), 4468–4482 (2021), doi:10.1093/mnras/stab1501.
55. I. Cognard, J. A. Shrauner, J. H. Taylor, S. E. Thorsett, Giant Radio Pulses from a Millisecond Pulsar. *Astrophys. J. Lett.* **457**, L81 (1996), doi:10.1086/309894.
56. F. Abbate, *et al.*, Giant pulses from J1823-3021A observed with the MeerKAT telescope. *Mon. Not. R. Astron. Soc.* **498** (1), 875–882 (2020), doi:10.1093/mnras/staa2510.
57. R. T. Bartels, T. D. P. Edwards, C. Weniger, Bayesian model comparison and analysis of the Galactic disc population of gamma-ray millisecond pulsars. *Mon. Not. R. Astron. Soc.* **481** (3), 3966–3987 (2018), doi:10.1093/mnras/sty2529.
58. A. Loeb, Y. Shvartzvald, D. Maoz, Fast radio bursts may originate from nearby flaring stars. *Mon. Not. R. Astron. Soc.* **439**, L46–L50 (2014), doi:10.1093/mnras/slt177.
59. B. Dennison, Fast radio bursts: constraints on the dispersing medium. *Mon. Not. R. Astron. Soc.* **443**, L11–L14 (2014), doi:10.1093/mnras/slu072.
60. E. Petroff, *et al.*, A survey of FRB fields: limits on repeatability. *Mon. Not. R. Astron. Soc.* **454** (1), 457–462 (2015), doi:10.1093/mnras/stv1953.
61. L. G. Spitler, *et al.*, A repeating fast radio burst. *Nature* **531** (7593), 202–205 (2016), doi:10.1038/nature17168.
62. S. C. Lundgren, *et al.*, Giant Pulses from the Crab Pulsar: A Joint Radio and Gamma-Ray Study. *Astrophys. J.* **453**, 433 (1995), doi:10.1086/176404.

63. M. Lyutikov, Radio Emission from Magnetars. *Astrophys. J. Lett.* **580** (1), L65–L68 (2002), doi:10.1086/345493.
64. F. Rajabi, M. A. Chamma, C. M. Wyenberg, A. Mathews, M. Houde, A simple relationship for the spectro-temporal structure of bursts from FRB 121102. *Mon. Not. R. Astron. Soc.* **498** (4), 4936–4942 (2020), doi:10.1093/mnras/staa2723.
65. C. J. Law, *et al.*, realfast: Real-time, Commensal Fast Transient Surveys with the Very Large Array. *Astrophys. J., Suppl. Ser.* **236** (1), 8 (2018), doi:10.3847/1538-4365/aab77b.
66. S. Chatterjee, *et al.*, A direct localization of a fast radio burst and its host. *Nature* **541** (7635), 58–61 (2017), doi:10.1038/nature20797.
67. S. P. Tendulkar, *et al.*, The Host Galaxy and Redshift of the Repeating Fast Radio Burst FRB 121102. *Astrophys. J. Lett.* **834** (2), L7 (2017), doi:10.3847/2041-8213/834/2/L7.
68. B. Marcote, *et al.*, The Repeating Fast Radio Burst FRB 121102 as Seen on Milliarcsecond Angular Scales. *Astrophys. J. Lett.* **834** (2), L8 (2017), doi:10.3847/2041-8213/834/2/L8.
69. Y. Li, B. Zhang, A Comparative Study of Host Galaxy Properties between Fast Radio Bursts and Stellar Transients. *Astrophys. J. Lett.* **899** (1), L6 (2020), doi:10.3847/2041-8213/aba907.
70. V. Gajjar, *et al.*, Highest Frequency Detection of FRB 121102 at 4–8 GHz Using the Break-through Listen Digital Backend at the Green Bank Telescope. *Astrophys. J.* **863** (1), 2 (2018), doi:10.3847/1538-4357/aad005.
71. Y. G. Zhang, *et al.*, Fast Radio Burst 121102 Pulse Detection and Periodicity: A Machine Learning Approach. *Astrophys. J.* **866** (2), 149 (2018), doi:10.3847/1538-4357/aadf31.
72. D. Michilli, *et al.*, An extreme magneto-ionic environment associated with the fast radio burst source FRB 121102. *Nature* **553** (7687), 182–185 (2018), doi:10.1038/nature25149.
73. K. Gourdji, *et al.*, A Sample of Low-energy Bursts from FRB 121102. *Astrophys. J. Lett.* **877** (2), L19 (2019), doi:10.3847/2041-8213/ab1f8a.
74. G. H. Hilmarsson, *et al.*, Rotation Measure Evolution of the Repeating Fast Radio Burst Source FRB 121102. *Astrophys. J. Lett.* **908** (1), L10 (2021), doi:10.3847/2041-8213/abdec0.

75. M. Caleb, *et al.*, The first interferometric detections of fast radio bursts. *Mon. Not. R. Astron. Soc.* **468** (3), 3746–3756 (2017), doi:10.1093/mnras/stx638.
76. R. M. Shannon, *et al.*, The dispersion-brightness relation for fast radio bursts from a wide-field survey. *Nature* **562** (7727), 386–390 (2018), doi:10.1038/s41586-018-0588-y.
77. W. Farah, *et al.*, FRB microstructure revealed by the real-time detection of FRB170827. *Mon. Not. R. Astron. Soc.* **478** (1), 1209–1217 (2018), doi:10.1093/mnras/sty1122.
78. H. Cho, *et al.*, Spectropolarimetric Analysis of FRB 181112 at Microsecond Resolution: Implications for Fast Radio Burst Emission Mechanism. *Astrophys. J. Lett.* **891** (2), L38 (2020), doi:10.3847/2041-8213/ab7824.
79. K. S. Cheng, C. Ho, M. Ruderman, Energetic Radiation from Rapidly Spinning Pulsars. I. Outer Magnetosphere Gaps. *Astrophys. J.* **300**, 500 (1986), doi:10.1086/163829.
80. CHIME/FRB Collaboration, *et al.*, The CHIME Fast Radio Burst Project: System Overview. *Astrophys. J.* **863** (1), 48 (2018), doi:10.3847/1538-4357/aad188.
81. CHIME/FRB Collaboration, *et al.*, Observations of fast radio bursts at frequencies down to 400 megahertz. *Nature* **566** (7743), 230–234 (2019), doi:10.1038/s41586-018-0867-7.
82. CHIME/FRB Collaboration, *et al.*, A second source of repeating fast radio bursts. *Nature* **566** (7743), 235–238 (2019), doi:10.1038/s41586-018-0864-x.
83. CHIME/FRB Collaboration, *et al.*, CHIME/FRB Discovery of Eight New Repeating Fast Radio Burst Sources. *Astrophys. J. Lett.* **885** (1), L24 (2019), doi:10.3847/2041-8213/ab4a80.
84. E. Fonseca, *et al.*, Nine New Repeating Fast Radio Burst Sources from CHIME/FRB. *Astrophys. J. Lett.* **891** (1), L6 (2020), doi:10.3847/2041-8213/ab7208.
85. CHIME/FRB Collaboration, *et al.*, A bright millisecond-duration radio burst from a Galactic magnetar. *Nature* **587** (7832), 54–58 (2020), doi:10.1038/s41586-020-2863-y.
86. C. D. Bochenek, *et al.*, A fast radio burst associated with a Galactic magnetar. *Nature* **587** (7832), 59–62 (2020), doi:10.1038/s41586-020-2872-x.

87. D. M. Palmer, BAT Team, A Forest of Bursts from SGR 1935+2154. *GRB Coordinates Network* **27665**, 1 (2020).
88. B. C. Chime/Frb Collaboration, Andersen, *et al.*, Sub-second periodicity in a fast radio burst. *Nature* **607** (7918), 256–259 (2022), doi:10.1038/s41586-022-04841-8.
89. L. Levin, *et al.*, Radio emission evolution, polarimetry and multifrequency single pulse analysis of the radio magnetar PSR J1622-4950. *Mon. Not. R. Astron. Soc.* **422** (3), 2489–2500 (2012), doi:10.1111/j.1365-2966.2012.20807.x.
90. CHIME/FRB Collaboration, *et al.*, The First CHIME/FRB Fast Radio Burst Catalog. *Astrophys. J., Suppl. Ser.* **257** (2), 59 (2021), doi:10.3847/1538-4365/ac33ab.
91. Z. Pleunis, *et al.*, Fast Radio Burst Morphology in the First CHIME/FRB Catalog. *Astrophys. J.* **923** (1), 1 (2021), doi:10.3847/1538-4357/ac33ac.
92. F. Kirsten, *et al.*, A repeating fast radio burst source in a globular cluster. *Nature* **602** (7898), 585–589 (2022), doi:10.1038/s41586-021-04354-w.
93. Chime/Frb Collaboration, *et al.*, Periodic activity from a fast radio burst source. *Nature* **582** (7812), 351–355 (2020), doi:10.1038/s41586-020-2398-2.
94. K. M. Rajwade, *et al.*, Possible periodic activity in the repeating FRB 121102. *Mon. Not. R. Astron. Soc.* **495** (4), 3551–3558 (2020), doi:10.1093/mnras/staa1237.
95. M. Cruces, *et al.*, Repeating behaviour of FRB 121102: periodicity, waiting times, and energy distribution. *Mon. Not. R. Astron. Soc.* **500** (1), 448–463 (2021), doi:10.1093/mnras/staa3223.
96. M. Lyutikov, M. V. Barkov, D. Giannios, FRB Periodicity: Mild Pulsars in Tight O/B-star Binaries. *Astrophys. J. Lett.* **893** (2), L39 (2020), doi:10.3847/2041-8213/ab87a4.
97. Z. Pleunis, *et al.*, LOFAR Detection of 110-188 MHz Emission and Frequency-dependent Activity from FRB 20180916B. *Astrophys. J. Lett.* **911** (1), L3 (2021), doi:10.3847/2041-8213/abec72.
98. I. Pastor-Marazuela, *et al.*, Chromatic periodic activity down to 120 megahertz in a fast radio burst. *Nature* **596** (7873), 505–508 (2021), doi:10.1038/s41586-021-03724-8.

99. B. Zhang, A “Cosmic Comb” Model of Fast Radio Bursts. *Astrophys. J. Lett.* **836** (2), L32 (2017), doi:10.3847/2041-8213/aa5ded.
100. D. Li, *et al.*, A bimodal burst energy distribution of a repeating fast radio burst source. *Nature* **598** (7880), 267–271 (2021), doi:10.1038/s41586-021-03878-5.
101. B. Margalit, B. D. Metzger, A Concordance Picture of FRB 121102 as a Flaring Magnetar Embedded in a Magnetized Ion-Electron Wind Nebula. *Astrophys. J. Lett.* **868** (1), L4 (2018), doi:10.3847/2041-8213/aaedad.
102. A. L. Piro, B. M. Gaensler, The Dispersion and Rotation Measure of Supernova Remnants and Magnetized Stellar Winds: Application to Fast Radio Bursts. *Astrophys. J.* **861** (2), 150 (2018), doi:10.3847/1538-4357/aac9bc.
103. R. W. Romani, S. Johnston, Giant Pulses from the Millisecond Pulsar B1821-24. *Astrophys. J. Lett.* **557** (2), L93–L96 (2001), doi:10.1086/323415.
104. K. Nimmo, *et al.*, Burst timescales and luminosities as links between young pulsars and fast radio bursts. *Nature Astronomy* **6**, 393–401 (2022), doi:10.1038/s41550-021-01569-9.
105. C. H. Niu, *et al.*, A repeating fast radio burst associated with a persistent radio source. *Nature* **606** (7916), 873–877 (2022), doi:10.1038/s41586-022-04755-5.
106. Y. Feng, *et al.*, Frequency-dependent polarization of repeating fast radio bursts—implications for their origin. *Science* **375** (6586), 1266–1270 (2022), doi:10.1126/science.abl7759.
107. K. W. Bannister, *et al.*, A single fast radio burst localized to a massive galaxy at cosmological distance. *Science* **365** (6453), 565–570 (2019), doi:10.1126/science.aaw5903.
108. V. Ravi, *et al.*, A fast radio burst localized to a massive galaxy. *Nature* **572** (7769), 352–354 (2019), doi:10.1038/s41586-019-1389-7.
109. C. J. Law, *et al.*, A Distant Fast Radio Burst Associated with Its Host Galaxy by the Very Large Array. *Astrophys. J.* **899** (2), 161 (2020), doi:10.3847/1538-4357/aba4ac.

110. S. Bhandari, *et al.*, Characterizing the Fast Radio Burst Host Galaxy Population and its Connection to Transients in the Local and Extragalactic Universe. *Astron* **163** (2), 69 (2022), doi:10.3847/1538-3881/ac3aec.
111. J. P. Macquart, *et al.*, A census of baryons in the Universe from localized fast radio bursts. *Nature* **581** (7809), 391–395 (2020), doi:10.1038/s41586-020-2300-2.
112. R. J. Cooke, M. Pettini, C. C. Steidel, One Percent Determination of the Primordial Deuterium Abundance. *Astrophys. J.* **855** (2), 102 (2018), doi:10.3847/1538-4357/aaab53.
113. Planck Collaboration, *et al.*, Planck 2018 results. VI. Cosmological parameters. *Astron. Astrophys.* **641**, A6 (2020), doi:10.1051/0004-6361/201833910.
114. M. Rafei-Ravandi, *et al.*, CHIME/FRB Catalog 1 Results: Statistical Cross-correlations with Large-scale Structure. *Astrophys. J.* **922** (1), 42 (2021), doi:10.3847/1538-4357/ac1dab.
115. S. Hagstotz, R. Reischke, R. Lilow, A new measurement of the Hubble constant using fast radio bursts. *Mon. Not. R. Astron. Soc.* **511** (1), 662–667 (2022), doi:10.1093/mnras/stac077.
116. F. Coti Zelati, N. Rea, J. A. Pons, S. Campana, P. Esposito, Systematic study of magnetar outbursts. *Mon. Not. R. Astron. Soc.* **474** (1), 961–1017 (2018), doi:10.1093/mnras/stx2679.
117. H. Xu, *et al.*, A sustained pulse shape change in PSR J1713+0747 possibly associated with timing and DM events. *The Astronomer’s Telegram* **14642**, 1 (2021).
118. B. Stappers, MeerTRAP: Real Time Commensal Searching for Transients and Pulsars with MeerKAT, in *MeerKAT Science: On the Pathway to the SKA* (2016), p. 10.
119. J. Kocz, *et al.*, DSA-10: a prototype array for localizing fast radio bursts. *Mon. Not. R. Astron. Soc.* **489** (1), 919–927 (2019), doi:10.1093/mnras/stz2219.
120. K. Vanderlinde, *et al.*, The Canadian Hydrogen Observatory and Radio-transient Detector (CHORD), in *Canadian Long Range Plan for Astronomy and Astrophysics White Papers*, vol. 2020 (2019), p. 28, doi:10.5281/zenodo.3765414.
121. G. Hallinan, *et al.*, The DSA-2000 — A Radio Survey Camera, in *Bulletin of the American Astronomical Society*, vol. 51 (2019), p. 255.

122. T. Hashimoto, *et al.*, Fast radio bursts to be detected with the Square Kilometre Array. *Mon. Not. R. Astron. Soc.* **497** (4), 4107–4116 (2020), doi:10.1093/mnras/staa2238.
123. B. P. Abbott, *et al.*, Observation of Gravitational Waves from a Binary Black Hole Merger. *Phys. Rev. Lett.* **116** (6), 061102 (2016), doi:10.1103/PhysRevLett.116.061102.
124. The LIGO Scientific Collaboration, *et al.*, GWTC-3: Compact Binary Coalescences Observed by LIGO and Virgo During the Second Part of the Third Observing Run. *arXiv e-prints* arXiv:2111.03606 (2021).
125. M. Bailes, *et al.*, The MeerKAT telescope as a pulsar facility: System verification and early science results from MeerTime. *Publ. Astron. Soc. Aust.* **37**, e028 (2020), doi:10.1017/pasa.2020.19.
126. M. Bailes, *et al.*, The UTMOST: A Hybrid Digital Signal Processor Transforms the Molonglo Observatory Synthesis Telescope. *Publ. Astron. Soc. Aust.* **34**, e045 (2017), doi:10.1017/pasa.2017.39.
127. W. Zhu, *et al.*, A Fast Radio Burst Discovered in FAST Drift Scan Survey. *Astrophys. J. Lett.* **895** (1), L6 (2020), doi:10.3847/2041-8213/ab8e46.
128. M. Caleb, E. Keane, A Decade and a Half of Fast Radio Burst Observations. *Universe* **7** (11), 453 (2021), doi:10.3390/universe7110453.

Acknowledgments

I thank Duncan Lorimer for involving me in the pursuit of the Lorimer Burst and to my colleagues in the HTRU, SUPERB, UTMOST and CRAFT FRB collaborations. I’m grateful to Manisha Caleb and Carl Knox for help with the figures and Adam Deller, Kelly Gourdji, Chris Flynn and Ryan Shannon for feedback on the manuscript. Scott Ransom and another anonymous referee provided many important suggestions that greatly improved the manuscript.

Funding: I am grateful to the Australian Research Council for support via Laureate Fellowship FL150100148 and the ARC Centre of Excellence for Gravitational Wave Discovery (OzGrav) grant CE170100004.

Competing interests: I declare no competing interests.