

Causal Counterfactuals for Improving the Robustness of Reinforcement Learning

Tom He
Trinity College Dublin
Dublin, Ireland
heto@tcd.ie

Jasmina Gajcin
Trinity College Dublin
Dublin, Ireland
gajcinj@tcd.ie

Ivana Dusparic
Trinity College Dublin
Dublin, Ireland
ivana.dusparic@tcd.ie

ABSTRACT

Reinforcement learning (RL) is used in various robotic applications. RL enables agents to learn tasks autonomously by interacting with the environment. The more critical the tasks are, the higher the demand for the robustness of the RL systems. Causal RL combines RL and causal inference to make RL more robust. Causal RL agents use a causal representation to capture the invariant causal mechanisms that can be transferred from one task to another. Currently, there is limited research in Causal RL, and existing solutions are usually not complete or feasible for real-world applications. In this work, we propose CausalCF, the first complete Causal RL solution incorporating ideas from Causal Curiosity and CoPhy. Causal Curiosity provides an approach for using interventions, and CoPhy is modified to enable the RL agent to perform counterfactuals. Causal Curiosity has been applied to robotic grasping and manipulation tasks in CausalWorld. CausalWorld provides a realistic simulation environment based on the TriFinger robot. We apply CausalCF to complex robotic tasks and show that it improves the RL agent’s robustness using CausalWorld.

KEYWORDS

RL, Robotics, Causality, Counterfactuals, Robustness, Causal RL, Explainability.

ACM Reference Format:

Tom He, Jasmina Gajcin, and Ivana Dusparic. 2023. Causal Counterfactuals for Improving the Robustness of Reinforcement Learning. In *Proc. of the 22nd International Conference on Autonomous Agents and Multiagent Systems (AAMAS 2023)*, London, United Kingdom, May 29 – June 2, 2023. IFAAMAS, 9 pages.

1 INTRODUCTION

Intelligent robots are increasingly being considered for use alongside humans in critical applications such as healthcare and transportation [11, 21]. Reinforcement learning (RL) can enable agents or robots to learn tasks unsupervised [20]. RL agents learn tasks from scratch through an iterative exploration and exploitation process. Recent improvements in deep learning (DL) methods enabled deep RL (DRL), which uses deep neural networks (DNN) [8] to represent policies and value functions because DNNs scale efficiently with the amount of data. Applications of RL in the real world, especially in critical applications, require RL agents to be trustworthy. The robustness and explainability of RL need to be improved for RL to be trustworthy in real-world deployments [17].

Causal RL [3] combines RL with causal inference [10, 16] to make RL agents more robust and explainable. Environments are represented as structural causal models (SCM) [16] in Causal RL. SCMs are directed acyclic graphs, where nodes represent causal factors, and edges indicate causal relationships. The causal mechanisms remain invariant across tasks and can improve the robustness of RL [18]. The RL agent learns about the underlying SCM through three different interactions: association (seeing), interventions (doing), and counterfactuals (imagining). All three interactions are needed to learn the *complete* underlying SCM [3, 4]. The causal information obtained through interacting with the environment is then stored as a causal representation.

Currently, there is limited research on Causal RL. Existing approaches have limitations, such as assuming the SCM is known upfront, or partially known [7, 13, 15], they are usually not complete [1, 12, 19, 23], and they have not been applied to complex tasks like robotics [2, 6]. We define a Causal RL solution to be *complete* if the solution uses all three of the interactions and a causal representation [3]. In this work, we propose Causal Counterfactuals (CausalCF), the first *complete* Causal RL solution applied to complex robotic tasks. CausalCF learns about the underlying SCM from scratch using the three different Causal RL interactions. The causal knowledge is stored as an abstract causal representation in the form of a vector and can be concatenated to the states of the agent. The representation is scalable and transferable to different tasks. We implemented and evaluated CausalCF in a realistic robotic simulation environment called CausalWorld [1] which provides a range of complex robotic tasks.

CausalCF incorporates ideas from Causal Curiosity [19] and CoPhy [2]. Causal Curiosity provides an approach for using interventions and a causal representation to train an RL agent, previously successfully applied in CausalWorld [1]. In addition to interventions, CausalCF makes use of counterfactuals. CoPhy is a deep learning solution that can perform counterfactuals. In this work, we adapt the deep learning architecture from CoPhy, originally aimed at supervised learning only, for use in RL. The implementation of our proposed approach, CausalCF, is available on <https://github.com/Tom1042roboai/CausalCF>. The main contributions of this work are:

- (1) We present CausalCF, the first complete Causal RL solution applied to robotic tasks.
- (2) We adapt the CoPhy architecture from supervised learning to RL tasks, and incorporate it into CausalCF.
- (3) We evaluate all the components of the CausalCF design in CausalWorld and show that they improve the training performance and the robustness of the RL agent.

- (4) We evaluate the transferability of the causal representation, and confirm that it captures the invariant causal mechanisms across tasks.

The rest of the paper is structured as follows. Section 2 introduces causal inference, reviews related work, and discusses the limitations of Causal Curiosity and CoPhy. Section 3 presents the evaluation environment, CausalWorld. Section 4 describes the design of our proposed CausalCF. Section 5 presents the experimental designs, results, and analysis. Finally, Section 6 concludes the paper and discusses future work.

2 BACKGROUND AND RELATED WORK

Many existing approaches in Causal RL assume that the SCM is known or partially known, making it impractical for many real-world problems. Existing Causal RL solutions are usually *incomplete* and do not use counterfactuals. Counterfactuals enable the agent to learn the complete structural causal model and improve the robustness of the agent. In this section, we introduce the field of causality, review related work in causal RL, and discuss the approaches: Causal Curiosity and CoPhy.

2.1 Causality

The major limitation of current RL and DL methods is their lack of ability to generalize to out-of-distribution data. Combining causality with DRL can help solve the limitation. The *SCM M* [4] is a model that describes all the causal factors and relationships of a system and can be used to represent a specific RL environment. The agent learns a representation of the *SCM M* which could be in the form of a causal graph. The aim is that the causal graph captures the invariances of the *SCM M* that could be transferred to different environments or tasks with similar underlying causal structures. The terms causal modeling, causal reasoning, and causal inference all refer to the study of causality [10, 16]. Different papers use the terms in subtly different ways. In this paper, the term causal inference will refer to the problems of inferring the SCM [16] from data and estimating the causal effects from a learnt representation of the SCM.

The agent can obtain different amounts of information about the *SCM M* through the three different types of interactions. The three types of interactions are observation or association (seeing), intervention (doing or experimenting), and counterfactual (imagining and introspection). The Pearl causal hierarchy (PCH) [4] categorizes the three types of interactions into different levels. In level 1 (association), the agent can detect regularities from passive observations. In level 2 (interventions), the agent can alter the environment and observe and predict its effects. In level 3 (counterfactuals), the agent can imagine alternate outcomes from unseen interventions or contexts. Higher-level interactions provide more information about the *SCM M*. The causal hierarchy theorem (CHT) [4] states that the three levels of causality cannot collapse and remain distinct. The CHT implies that agents who learn using lower-level interventions cannot make higher-level inferences like counterfactuals. The agent needs to use level 3 counterfactuals to learn the structural causal model. Counterfactuals require the agent to make inferences on new situations based on the past experiences of the agent. Therefore, counterfactuals prompt the agent to learn the invariant causal

mechanisms across tasks or experiences. The ability of RL agents to perform counterfactuals improves its robustness.

2.2 Related Work

Currently, there is limited research on Causal RL. Existing approaches have limitations, such as assuming the SCM is known upfront, or partially known [7, 13, 15], they are usually not complete [1, 12, 19, 23], and they have not been applied to complex tasks like robotics [2, 6].

For instance, [7] presents different approaches for achieving explainable robotics and mentions causal RL as one of the approaches. The paper [7] also highlighted that one of the significant limitations for applying causal RL to real-world problems is that most existing approaches assume a known SCM. For example, [13] is a causal learning solution that uses observational data and interventions to learn the SCM of a Bayesian network. The approach assumes a partially known SCM and does not use counterfactuals. Additionally, [15] assumes a known *causal model* (causal relationships) and learns the causal factors through RL. In [15], valuable methods for evaluating the explainability of RL were provided. The generation and evaluation of explanations are out of the scope of this paper.

Some methods do not assume a known or partially known SCM but are incomplete Causal RL solutions. CausalWorld [1] provides an environment where RL baselines can train using observations and interventions. However, the RL baselines do not use counterfactuals and causal representations. CausalWorld mainly provides a benchmark for evaluating causal RL solutions. Causal Curiosity [19] uses interventions and an abstract causal representation. However, Causal Curiosity does not use counterfactuals. Another approach [12] makes use of human interventions and learns counterfactual predictions offline for real-world robotic grasping and manipulation tasks. A causal representation is not used in [12]. Additionally, [23] only uses observational data to learn a causal graph, and the solution struggles when graphs reach 50 nodes.

Methods that perform causal structure learning and are complete Causal RL solutions are not applied to more complex tasks like robotics. In [6], all three types of causal interactions were used to learn the causal structure of Bayesian networks, and it used a causal representation. The work demonstrated that all three types of interactions increased the performance of the RL agent. Moreover, CoPhy [2] is a causal learning solution that uses all three types of causal interactions and a causal representation to learn the physical dynamics of different objects in a simulated environment.

Causal Curiosity [19] and Cophy [2] are the most relevant to our chosen application area. We expand on them more.

2.3 Causal Curiosity

Causal Curiosity [19] is a Causal RL method that has been applied in CausalWorld. Causal Curiosity learns about the SCM from scratch using interventions and has two main training phases. The recursive training phase aims to learn a Cross Entropy Method optimized Model Predictive Control Planner (CEM MPC) [19] where K actions can be sampled. Each action provides information about one causal factor. This goal is achieved through maximizing the Curiosity reward. In the inference phase, K actions are sampled

from the trained CEM MPC and applied to the RL training environment. The resulting observation is clustered and forms the causal representation (causalRep). The causalRep is then concatenated to all the observations to train the RL agent. The RL agent maximizes the CausalWorld reward.

Causal Curiosity uses interventions and provides an approach for training the RL agent with an abstract causal representation. However, the main drawback is that Causal Curiosity does not use counterfactuals. Counterfactuals are required for the agent to learn the complete underlying SCM and helps to improve the agent’s robustness.

2.4 Counterfactual Learning of Physics Dynamics (CoPhy)

CoPhy [2] provides a mechanism for performing counterfactuals in a supervised learning application to learn the physical dynamics of different objects in a simulated 3D environment. CoPhy is applied to predict the position, orientation, and stability of a given configuration of blocks for multiple time steps into the future. Figure 1 presents the overall architecture used. Observations A and B for τ time steps are used for training the entire model from end to end. The latent representation (confounders U) or the causal representation is the embedding in the last layer of the recurrent neural network (RNN). An intervention is made on observation A (the initial state or X_0), and the result is observation C. Counterfactual predictions are made for $\tau - 1$ time steps as the initial intervened observation C is given. The de-rendering blocks in Figure 1 are used to convert the pixel observations into latent representations. The graph convolutional network blocks (GCN) add contextual information to the latent representations. Finally, the RNN temporally integrates the GCN blocks. CoPhy aims to minimize the mean squared error between the predictions and the actual states of the blocks. CoPhy learns about the underlying SCM from scratch using the three interactions in the PCH [4]. As shown in Figure 1, the causal representation (confounders U) is used to make the counterfactual inferences for every time step. This approach allows us to train confounders U [2] that capture the invariant causal mechanisms across the multiple time steps.

CoPhy is trained using supervised learning and requires many labelled images. DL methods cannot interact with the environment, and the interventions are usually handpicked. On the other hand, RL agents can interact with the environment and perform interventions based on their goals. Our proposed approach, CausalCF, adapts CoPhy for RL and enables RL agents to perform counterfactuals. To the best of our knowledge, this is the first time CoPhy has been adapted for use in RL.

3 EVALUATION ENVIRONMENT

CausalWorld [1] is a benchmark environment created to propel causal and transfer learning research for robotics. CausalWorld provides a simulation environment (powered by PyBullet) for robotic manipulation tasks based on the open-source TriFinger robot. Sim2real transfer [22] is easy to perform as CausalWorld is a realistic simulation of TriFinger and real-world physics. All the tasks in CausalWorld aim to arrange the blocks into their desired goal shape.

CausalWorld provides a structured observation type that presents the observation as a feature vector, as shown in Figure 2. We use structured observation to train CausalCF. Structured observation makes experimenting with the feasibility of the solution easier.

The robot can be controlled through three different modes. The modes are joint positions, joint torques, and end-effector positions as indicated with the R1, R2, and R3 parameters in Figure 2. The action is specified for each of the three fingers on the robot. CausalWorld converts the action specified by the vector into motor actions that control the robot. There are constraints set on the values of the action parameters based on the physical properties of the robot. In this work, the RL agent uses joint positions to control the robot. End-effector positions are non-deterministic for the current version of CausalWorld, and joint positions are more intuitive to use than joint torques.

The consecutive actions of the Causal RL agent are chosen to maximize the cumulative rewards in CausalWorld. Rewards are defined differently for different tasks. Rewards are a sum of different objective functions, and each function aims to affect the agent’s behavior in a particular way. The user can specify the weights of each function. RL agents would then prioritize to maximize the functions with larger weights. For example, the first objective of the agent in any task is to get its fingers to the blocks, and this objective function would have the largest weight. The weights used for the tasks in this paper are the same as those used in the original CausalWorld paper [1].

CausalWorld will be used for the evaluation of CausalCF. CausalWorld provides an evaluation pipeline that consists of 12 protocols as described in Table 1 [1]. Each of the 12 protocols applied in the evaluation pipeline modifies a specific subset of the CausalWorld variables and defines a range of values that the variables can take [1]. Space A and B [1] in Table 1 define different ranges of values the CausalWorld variables can take. Agents are evaluated over 200 episodes in each of the 12 protocols.

4 DESIGN OF CAUSALCF

CausalCF has two main training phases, *counterfactual training* and *agent training*, as shown in Figure 3. Counterfactual training produces the causal representation used to train the agent in agent training. An additional component, *iteration training*, allows the agent to update its causal representation.

4.1 Counterfactual Training

The aim of counterfactual training (Figure 3a) is to obtain a useful causal representation that can be concatenated to the observations to train the RL agent. For this purpose, we adapt CoPhy and train it from end to end in counterfactual training.

The original CoPhy solution had a derendering block [2] that converted pixel images into latent representations before passing it to the GCN Block (Figure 1). CoPhy is adaptable to the number of time steps and objects. In contrast to CoPhy, CF model (Figure 3a) receives structured observation (Figure 2) instead of images. Therefore, we replaced the derendering block and dependent processes with new functions. We replaced the derendering block with the *convert input shape* function (Algorithm 1), which converts the structured observation into a representation adaptable to a

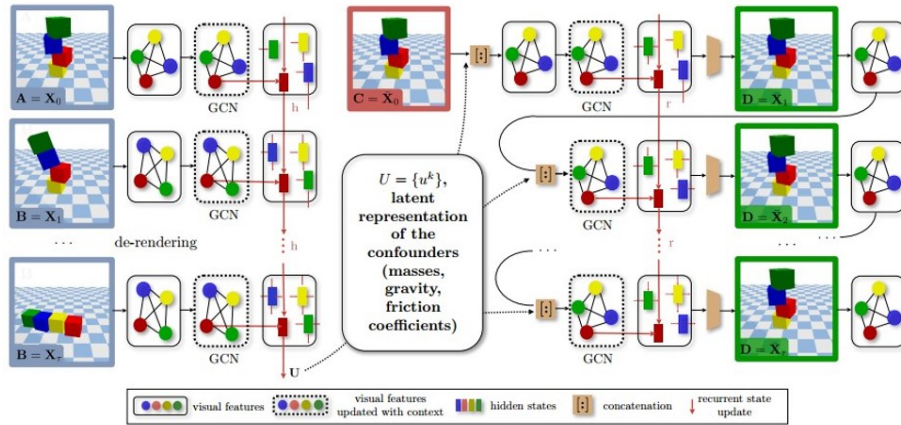


Figure 1: Overall architecture of the CoPhy solution [2].

Table 1: Table is adapted from CausalWorld [1]. Variables: bp - block pose, bm - block mass, bs - block size, gp - goal pose and ff - floor friction.

	P0	P1	P2	P3	P4	P5	P6	P7	P8	P9	P10	P11
Space	A	A	B	A	A	A	B	A	B	B	A	B
Var	-	bm	bm	bs	bp	gp	bp, gp	bp, gp, bm	bp, gp, bm	bp, gp, bm, ff	all	all

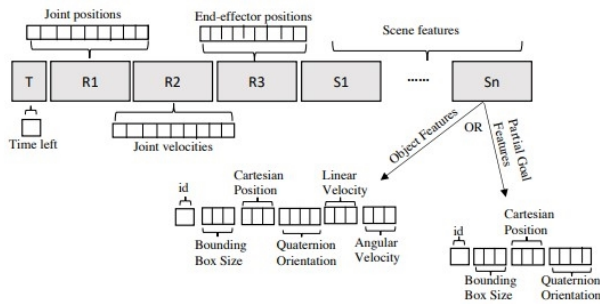


Figure 2: Structured observation [1].

varying number of time steps and objects. The representation has the shape $(T, K, 56)$, where T is the number of timesteps, K is the number of objects, and a feature vector of length 56 (Parameters $T+R1+R2+R3+S_n$ in Figure 2) is enough to describe the state of the robot and any single object. We made modifications throughout the entire architecture to process the structured observations. We used the RL agent to generate the observations and ground truths for training the CF model. Algorithm 2 describes the process of generating the training data and training CF Model. CF Model makes counterfactual predictions about the future states of the environment from the effect of interventions. CF Model aims to minimize the mean squared error between the counterfactual predictions and the actual states of the environment.

The ability to perform counterfactual predictions provides a mechanism for improving the explainability of the RL agent. Causal-CF could provide local explanations [17] for a particular action or decision by performing counterfactuals and imagining the future consequences of different actions based on the causal knowledge of the agent. Explanations involve providing the different outcomes with the corresponding rewards as RL agents aim to maximize cumulative rewards. The probability of success [5] could be used instead of rewards because rewards vary from task to task. If the imagined outcomes and probability of success match the knowledge of the human expert, then the decisions or actions of the agent can be trusted. Generation and evaluation of counterfactual explanations are out of the scope of this paper, and we focus on utilizing counterfactuals to improve performance and robustness.

4.1.1 Train CF model with Pretrained agent. CF model was trained with a pretrained RL agent provided by CausalWorld. The pretrained agent can perform useful interventions or actions that allow the causal representation to capture causal factors. The causal representation is concatenated to all the observations for training the RL agent. Using the pretrained agent enables the viability of the CF model to be evaluated in the early stages, and the total training time for CausalCF is reduced. CF model is trained for 15 epochs, and the model is trained for 40 iterations for each epoch. In each epoch, an intervention is made on the goal shape and the block mass. The pretrained agent generates observations for 30 timesteps to train the CF model from end to end in each iteration (Algorithm 2). Approaches without using pretrained agents involve training the RL agent with an initialized causal representation. When the agent converges or reaches a desirable performance, the agent can iterate

Algorithm 1: Algorithm for component Convert Input Shape

```
1  $num\_timesteps \leftarrow T$ ;  
2  $num\_objects \leftarrow K$ ;  
3  $desired\_input\_obs \leftarrow [T, K, 56]$ ; // Empty array for  
   storing new input  
4  $len\_obs \leftarrow stack\_obs.shape[1]$ ; // Length of the  
   Structured observation  
   ; //  $stack\_obs$  represent the Struct_obs_ab and  
   Struct_obs_c in Figure 3a  
5 for  $t = 0, num\_timesteps$  do  
6   for  $k = 0, num\_objects$  do  
7      $desired\_input\_obs[t, k, : 28] \leftarrow stack\_obs[t, : 28]$  ;  
       // Store T, R1, R2 and R3  
8      $obj\_index\_low \leftarrow 28 + (k * 17)$ ;  
9      $obj\_index\_up \leftarrow obj\_index\_low + 17$ ;  
10     $desired\_input\_obs[t, k, 28 : 45] \leftarrow$   
        $stack\_obs[t, obj\_index\_low : obj\_index\_up]$  ;  
       // Store CW Object features  
11     $part\_goal\_index\_low \leftarrow$   
        $(28 + (num\_objects * 17)) + (k * 11)$ ;  
12     $part\_goal\_index\_up \leftarrow part\_goal\_index\_low + 11$ ;  
       ; // Store Partial goal features  
13    if  $part\_goal\_index\_up \geq len\_obs$  then  
14       $desired\_input\_obs[t, k, 45 : ] \leftarrow$   
        $stack\_obs[t, part\_goal\_index\_low : ]$ ;  
15    end  
16    else  
17       $desired\_input\_obs[t, k, 45 : ] \leftarrow$   
        $stack\_obs[t, part\_goal\_index\_low :$   
        $part\_goal\_index\_up]$ ;  
18    end  
19  end  
20 end
```

between counterfactual training and agent training to update the causal representation.

4.2 Agent Training

The resulting causal representation from counterfactual training is concatenated to all the observations for training the RL agent in agent training. The RL agent aims to maximize the CausalWorld reward in agent training (Figure 3b). The idea of using two training phases and concatenating the causal representation to all the observations used for training the agent is inspired by Causal Curiosity. Interventions on the goal shape (pose) are performed every episode in agent training. CausalCF has an additional component where it iterates between counterfactual and agent training.

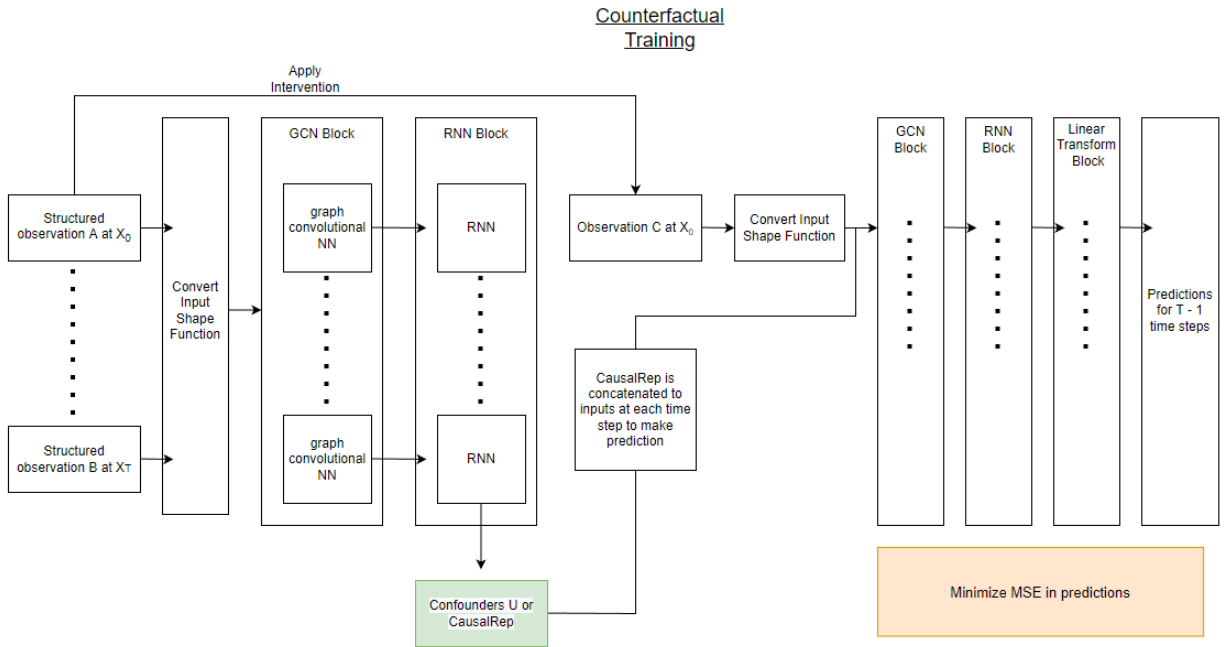
4.3 Iteration Training

The RL agent iterates between counterfactual and agent training after it has trained for 1.5 million time steps in agent training. Iteration between counterfactual and agent training happens every

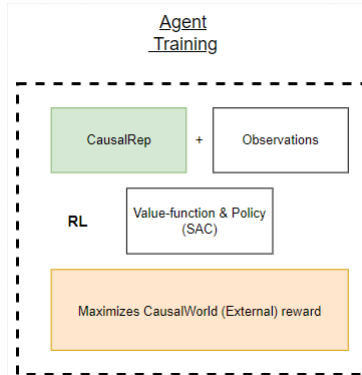
Algorithm 2: Algorithm shows how data is generated to train CF_model

```
1  $max\_iter \leftarrow 40$ ;  
2  $num\_timesteps \leftarrow 30$ ;  
3  $initial\_obs$ ; // Stores initial Structured  
   observation when environment resets  
4 for  $curr\_iter = 0, max\_iter$  do  
5    $action \leftarrow RL\_agent.act(initial\_obs)$ ;  
6   for  $t = 0, num\_timesteps$  do  
7      $next\_obs \leftarrow env.step(action)$ ;  
8      $action \leftarrow RL\_agent.act(next\_obs)$ ;  
9      $stack\_input\_obs \leftarrow$   
        $stack\_input\_obs.concatenate(next\_obs)$ ;  
10  end  
11   $desired\_input\_obs \leftarrow$   
        $Convert\_input\_shape(stack\_input\_obs)$ ; // Calls  
       Convert Input Shape component of CF_model  
12   $pose\_3d\_ab \leftarrow process1(desired\_input\_obs)$  ;  
       // Turns numpy array to a torch tensor for  
       using GPU  
13   $observation\_c \leftarrow goal\_intervention(env)$ ;  
14   $desired\_obs\_c \leftarrow$   
        $Convert\_input\_shape(observation\_c)$ ;  
15   $pose\_3d\_c \leftarrow process2(desired\_obs\_c)$  ; // Turns  
       numpy array to a torch tensor for using GPU  
16   $pred\_D\_out, pred\_stability, causal\_rep \leftarrow$   
        $CF\_model(pose\_3d\_ab, pose\_3d\_c)$  ; // Pass inputs  
       through all the other components of CF_model  
17   $action \leftarrow RL\_agent.act(observation\_c)$  ; // Generate  
       ground-truth for CF_model predictions  
18  for  $t = 0, num\_timesteps - 1$  do  
19     $next\_obs \leftarrow env.step(action)$ ;  
20     $action \leftarrow RL\_agent.act(next\_obs)$ ;  
21     $stack\_input\_obs \leftarrow$   
        $stack\_input\_obs.concatenate(next\_obs)$ ;  
22  end  
23   $desired\_input\_obs \leftarrow$   
        $Convert\_input\_shape(stack\_input\_obs)$ ;  
24   $actual\_D\_out \leftarrow process3(desired\_input\_obs)$  ;  
       // Same purpose as process1 and process2  
25   $mse\_3d \leftarrow Calc\_loss(pred\_D\_out, actual\_D\_out)$ ;  
26  Update CF_model with loss calculation  
27  Reset environment  
28 end
```

500,000 time steps. The agent is trained for a total of 7 million time steps. The iteration between the two training phases allows the agent to update the causal representation or its causal knowledge the better the agent gets. The additional iterations for counterfactual training will enable the agent to capture more information about the SCM.



(a) Counterfactual training. This modified version of CoPhy is called Counterfactual model (CF model).



(b) Agent training

Figure 3: Overview design of the CausalCF solution. CausalCF has two phases of training like in Causal Curiosity. The diagram in the Counterfactual training is adapted from CoPhy [2].

5 EVALUATION

In this section, we present the evaluation of CausalCF in CausalWorld. We describe the metrics, training parameters, and stages of evaluation for CausalCF. We also discuss the performance of CausalCF in the stages of evaluation.

5.1 Metrics and Parameters

In CausalWorld, fractional success is often used to measure agent performance. Fractional success is calculated as:

$$fractional_success = \frac{\sum_{i=1}^n intersection(O_vol_i, G_vol_i)}{\sum_{i=1}^n G_vol_i} \quad (1)$$

Where n represents the number of objects, O_vol_i represents the current pose of the i -th object, and G_vol_i represents the desired goal pose of the i -th object. The function $intersection(O_vol_i, G_vol_i)$ calculates the overlapping volume between the current block pose and the objects' goal block pose. A higher fractional success will correspond to more precise object manipulations. CausalCF uses fractional success for all the evaluations.

We use Soft-Actor Critic (SAC) [9] for all the experiments in this work and parameters are given in Table 2. Table 3 shows the training parameters used for all tasks in which CausalCF is evaluated.

Table 2: Parameter configuration for the SAC algorithm.

Parameters	Value
gamma	0.95
tau	1e-3
ent_coef	1e-3
target_entropy	auto
learning_rate	1e-4
buffer_size	1 000 000
learning_starts	1000
batch_size	256

Table 3: Training parameters for each task used to evaluate CausalCF.

	Pushing & Picking
Total time steps	7000000
Training time	≈22 hours
Episode length	834
Number of episodes	8393
Skipframe	3
Space	A
Checkpoint frequency	500000

5.2 Evaluation Stages

There are two different types of evaluation performed on CausalCF: *component testing* and *causalRep transfer*.

Component testing evaluates the contributions of the different components of the CausalCF design to the robustness of the RL agent. We compare *CausalCF (iter)* (CausalCF) with 3 baselines: *Counterfactual + Intervene* (CausalCF without iterating between Counterfactual and Agent training), *Intervene* (uses interventions but no counterfactuals), and *no_Intervene* (uses no interventions and no counterfactuals, the SAC baseline). The different RL models are passed through an evaluation pipeline that CausalWorld provides to measure generalizability.

We demonstrate the transferability of the causal representation across different tasks (and therefore increased robustness) in causalRep transfer. The causal representation learnt by CausalCF in the Pushing task is transferred to train a Causal RL agent in the Picking task. The performance of *transfer Causal_rep + Intervene* (agent that used the transferred causal representation) is compared against *Intervene* (agent does not use a causal representation).

The training environment for *no_Intervene* is the same as P0 (Table 1), where no interventions on the CausalWorld variables are used. The training environment for all the other baselines is the same as P5, where interventions were made on the goal pose (Section 4.2) in Space A (Table 3). All the other protocols will measure the out-of-distribution robustness of the baselines. For example, P6 modifies the objects’ block pose, and goal pose with the ranges of values provided in Space B (Section 3). The result of the interventions in P6 is that the agents will have to perform new grasps on the block and encounter new goal poses that are not seen in training.

5.3 Component Testing

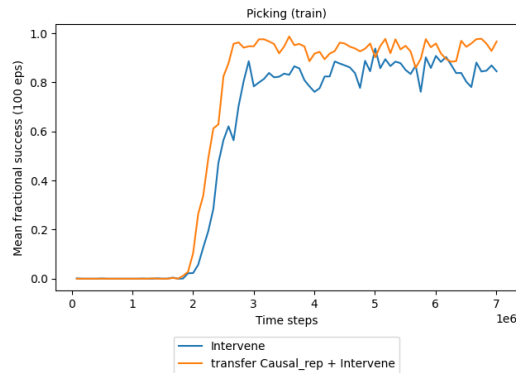
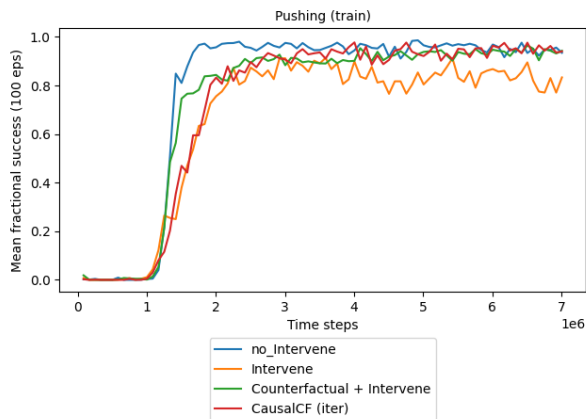
The training performance of the different RL solutions in the Pushing task is provided in Figure 4a. Some interventions might lead to unsolvable scenarios, and the agent will receive a low fractional success for these rare scenarios. These scenarios can happen in the later stages of training. The mean fractional success is used to produce a smoother plot of the training performance.

No interventions are used to train the *no_Intervene* agent. Therefore, the environment for the *no_Intervene* agent is more repetitive, and the agent was able to converge to a good training performance faster than all the other solutions. The *no_Intervene* agent converged to a fractional success of higher than 0.9 in about 1.5 million time steps (Figure 4a). In contrast to the training environment used for *no_Intervene*, all the environments used for the other RL solutions intervened on the goal shape at every episode. Interventions make the tasks more challenging. The *Intervene* solution could only converge to an approximate fractional success of 0.8 in 7 million time steps (Figure 4a). CausalCF outperformed *Intervene* in the same training environment and converged to the same performance as the *no_Intervene* solution (Figure 4a). It took CausalCF longer to converge than *no_Intervene* because the training environment for CausalCF is more challenging. *CausalCF (iter)* took longer to converge than *Counterfactual + Intervene* (Figure 4a). The variations to the causal representation during the iteration require the RL agent to partially re-learn and converge more slowly. However, *CausalCF (iter)* should be more robust than all the other solutions trained. The robustness of the RL solutions is measured through the evaluation pipeline provided by CausalWorld.

The evaluation pipeline provided by CausalWorld consists of 12 protocols as described in Table 1 [1]. The performance of the different RL solutions in the evaluation pipeline is provided in Figure 4b. All the RL solutions performed better for protocols that used space A than B (Figure 4b) because they were all trained in space A. Interventions on different causal variables create different challenges. All the solutions performed worse on the protocols that intervened on the block pose (Figure 4b). The change in block pose requires the agent to consider the initial grasp on the block, which the agent did not consider as much in training. *Intervene* generalized better than *no_Intervene* as interventions on one or a subset of causal variables are better than no intervention [3, 14]. CausalCF was more robust than all the other solutions as the agents used counterfactuals to capture more causal information about the underlying SCM. *CausalCF (iter)* performed equal to or better than the other solutions in 10 out of the 12 protocols and is the most robust (Figure 4b). *CausalCF (iter)* allows the agent to update its causal representation further as the agent gets better.

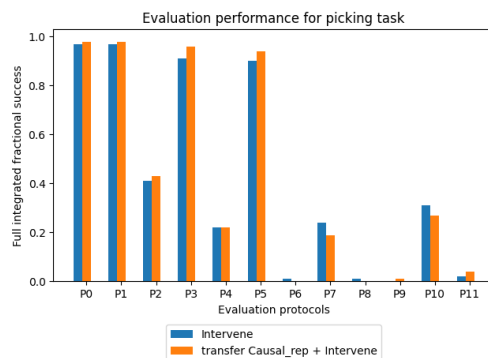
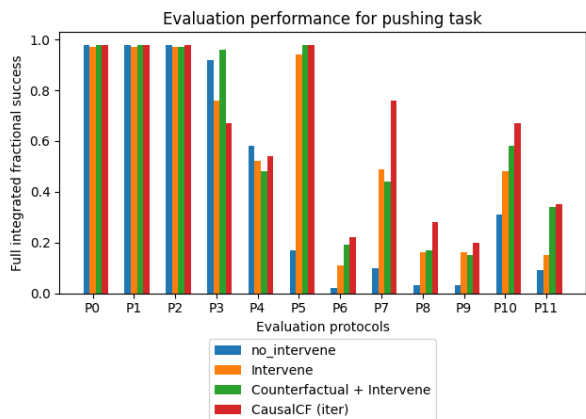
5.4 CausalRep Transfer

The tasks in CausalWorld have similar causal structures. The learnt causal representation of the *CausalCF (iter)* solution is transferred from the Pushing task to train a new RL agent in the Picking task. Two solutions are compared, and the training performance is shown in Figure 5a. Both solutions used the same interventions. Intervention is made on the goal shape of the block at every episode. The *transfer Causal_rep + Intervene* solution converged to a fractional



(a) Training performance

(a) Training performance. The x-axis is the training time steps, and the y-axis is the mean of the fractional successes for every 100 episodes.



(b) Evaluation performance

(b) Evaluation performance. The x-axis shows the 12 protocols (Table 1), and the y-axis is the full integrated fractional success [1] which is the mean fractional success over all 200 episodes for each evaluation protocol.

Figure 4: Results for Component Testing in the Pushing task.

success of higher than 0.9 (Figure 5a). The *Intervene* solution converged to a fractional success of about 0.8 (Figure 5a). *transfer Causal_rep + Intervene* converged to a better training performance than *Intervene*. The causal representation provides additional prior causal knowledge for the RL agent.

Figure 5b shows the performance of the two RL solutions in the evaluation pipeline. *transfer Causal_rep + Intervene* performed equal to or better than *Intervene* in 8 out of the 12 evaluation protocols (Figure 5b). The causal representation learnt from the Pushing task helps the agent perform better and become more robust in the Picking task. This result confirms that the causal representation captures causal mechanisms through interventions and counterfactuals. *transfer Causal_rep + Intervene* could have achieved better evaluation performance if the agent could update the causal representation with new causal information in the Picking task.

Figure 5: Results for causalRep transfer in the Picking task. The 12 protocols applied are the same as it is described in Table 1

6 CONCLUSIONS AND FUTURE WORK

In this work, we have presented CausalCF, the first complete Causal RL solution that successfully tackles complex RL robotic tasks. We have shown that CausalCF improves the robustness of RL and that none of the design components of CausalCF are redundant in component testing. The results from causalRep transfer show that the causal representation captures the causal mechanisms that remain invariant across tasks. CausalCF improves the robustness of RL and provides mechanisms to help improve the explainability of RL. Future work includes Multitask RL, where the skills obtained from multiple simpler tasks are applied to more challenging tasks. We also hope to evaluate CausalCF in sim2real transfer (mentioned in Section 3).

ACKNOWLEDGMENTS

This work was funded in part by the SFI-NSFC Partnership Programme Grant Number 17/NSFC/5224 and Science Foundation Ireland Grant number 18/CRT/6223.

REFERENCES

- [1] Ossama Ahmed, Frederik Trauble, Anirudh Goyal, Alexander Neitz, Manuel Wuthrich, Yoshua Bengio, Bernhard Scholkopf, and Stefan Bauer. 2021. Causal-World: A Robotic Manipulation Benchmark for Causal Structure and Transfer Learning. *ArXiv abs/2010.04296* (2021).
- [2] Fabien Baradel, Natalia Neverova, Julien Mille, Greg Mori, and Christian Wolf. 2020. COPHY: Counterfactual Learning of Physical Dynamics. *ArXiv abs/1909.12000* (2020).
- [3] E Bareinboim. 2020. Towards Causal Reinforcement Learning (CRL). ONLINE. (<https://crl.causalai.net/crl-icml20.pdf>), Accessed 21 Jan. 2022.
- [4] E. Bareinboim, J. Correa, D. Ibeling, and T. Icard. 2020. *On Pearl's Hierarchy and the Foundations of Causal Inference*. Technical Report R-60. Causal Artificial Intelligence Lab, Columbia University. In: "Probabilistic and Causal Inference: The Works of Judea Pearl", ACM Books, in press.
- [5] Francisco Cruz, Richard Dazeley, Peter Vamplew, and Ithan Moreira. 2021. Explainable robotic systems: understanding goal-driven actions in a reinforcement learning scenario. *Neural Computing and Applications* (2021).
- [6] Ishita Dasgupta, Jane X. Wang, Silvia Chiappa, Jovana Mitrovic, Pedro A. Ortega, David Raposo, Edward Hughes, Peter W. Battaglia, Matthew M. Botvinick, and Zeb Kurth-Nelson. 2019. Causal Reasoning from Meta-reinforcement Learning. *ArXiv abs/1901.08162* (2019).
- [7] Richard Dazeley, Peter Vamplew, and Francisco Cruz. 2021. Explainable reinforcement learning for Broad-XAI: a conceptual framework and survey. *arXiv preprint arXiv:2108.09003* (2021).
- [8] Ian Goodfellow, Yoshua Bengio, and Aaron Courville. 2016. *Deep Learning*. MIT Press. <http://www.deeplearningbook.org>.
- [9] Tuomas Haarnoja, Aurick Zhou, Pieter Abbeel, and Sergey Levine. 2018. Soft actor-critic: Off-policy maximum entropy deep reinforcement learning with a stochastic actor. In *International conference on machine learning*. PMLR, 1861–1870.
- [10] Joseph Y Halpern and Judea Pearl. 2020. Causes and explanations: A structural-model approach. Part I: Causes. *The British journal for the philosophy of science* (2020).
- [11] Ammar Haydari and Yasin Yilmaz. 2022. Deep Reinforcement Learning for Intelligent Transportation Systems: A Survey. *IEEE Transactions on Intelligent Transportation Systems* 23, 1 (2022), 11–32. <https://doi.org/10.1109/TITS.2020.3008612>
- [12] Jun Jin, Daniel Graves, Cameron Haigh, Jun Luo, and Martin Jägersand. 2020. Offline Learning of Counterfactual Perception as Prediction for Real-World Robotic Reinforcement Learning. *ArXiv abs/2011.05857* (2020).
- [13] Nan Rosemary Ke, Olexa Bilaniuk, Anirudh Goyal, Stefan Bauer, H. Larochelle, Chris Pal, and Yoshua Bengio. 2019. Learning Neural Causal Models from Unknown Interventions. *ArXiv abs/1910.01075* (2019).
- [14] S. Lee and E. Bareinboim. 2018. Structural Causal Bandits: Where to Intervene?. In *Advances in Neural Information Processing Systems 31*, S. Bengio, H. Wallach, H. Larochelle, K. Grauman, N. Cesa-Bianchi, and R. Garnett (Eds.). Curran Associates, Inc., Montreal, Canada, 2568–2578.
- [15] Prashan Madumal, Tim Miller, Liz Sonenberg, and Frank Vetere. 2020. Explainable Reinforcement Learning Through a Causal Lens. *ArXiv abs/1905.10958* (2020).
- [16] Judea Pearl et al. 2000. Models, reasoning and inference. *Cambridge, UK: Cambridge University Press* 19 (2000).
- [17] Erika Puiutta and Eric M. S. P. Veith. 2020. Explainable Reinforcement Learning: A Survey. *ArXiv abs/2005.06247* (2020).
- [18] Bernhard Scholkopf, Francesco Locatello, Stefan Bauer, Nan Rosemary Ke, Nal Kalchbrenner, Anirudh Goyal, and Yoshua Bengio. 2021. Toward Causal Representation Learning. *Proc. IEEE* 109 (2021), 612–634.
- [19] Sumedh Anand Sontakke, Arash Mehrjou, Laurent Itti, and Bernhard Schölkopf. 2021. Causal Curiosity: RL Agents Discovering Self-supervised Experiments for Causal Representation Learning. In *ICML*.
- [20] Richard S Sutton and Andrew G Barto. 2018. *Reinforcement learning: An introduction*. MIT press.
- [21] Chao Yu, Jiming Liu, Shamim Nemati, and Guosheng Yin. 2021. Reinforcement Learning in Healthcare: A Survey. 55, 1 (2021). <https://doi.org/10.1145/3477600>
- [22] Wenshuai Zhao, Jorge Peña Queraltá, and Tomi Westerlund. 2020. Sim-to-Real Transfer in Deep Reinforcement Learning for Robotics: a Survey. In *2020 IEEE Symposium Series on Computational Intelligence (SSCI)*. 737–744. <https://doi.org/10.1109/SSCI47803.2020.9308468>
- [23] Shengyu Zhu and Zhitang Chen. 2020. Causal Discovery with Reinforcement Learning. *ArXiv abs/1906.04477* (2020).