

Metricizing the Euclidean Space towards Desired Distance Relations in Point Clouds

Stefan Rass^{1,2}, Sandra König³, Shahzad Ahmad¹, Maksim Goman¹

¹ LIT Secure and Correct Systems Lab, Johannes Kepler University, Linz, Austria,
email: stefan.rass@jku.at, shahzad.ahmad@jku.at, maksim.goman@jku.at

² Institute for Artificial Intelligence and Cybersecurity, Universitaet Klagenfurt,
Klagenfurt, Austria, email: stefan.rass@aau.at

³ Austrian Institute of Technology, Center for Digital Safety & Security, Vienna,
Austria, email: sandra.koenig@ait.ac.at

Abstract

Given a set of points in the Euclidean space \mathbb{R}^ℓ with $\ell > 1$, the pairwise distances between the points are determined by their spatial location and the metric d that we endow \mathbb{R}^ℓ with. Hence, the distance $d(\mathbf{x}, \mathbf{y}) = \delta$ between two points is fixed by the choice of \mathbf{x} and \mathbf{y} and d . We study the related problem of fixing the value δ , and the points \mathbf{x}, \mathbf{y} , and ask if there is a topological metric d that computes the desired distance δ . We demonstrate this problem to be solvable by constructing a metric to simultaneously give desired pairwise distances between up to $O(\sqrt{\ell})$ many points in \mathbb{R}^ℓ . In particular, these distances can be chosen independent of any “natural” distance between the given points, such as Euclidean or others. Towards dropping the limit on how many points (at fixed locations) we can put into desired distance from one another, we then introduce the notion of an ε -semimetric \tilde{d} . This function has all properties of a metric, but allows violations of the triangle inequality up to an additive error $< \varepsilon$. With this (mild) generalization of a topological metric, we formulate our main result: for all $\varepsilon > 0$, for all $m \geq 1$, for any choice of m points $\mathbf{y}_1, \dots, \mathbf{y}_m \in \mathbb{R}^\ell$, and all chosen sets of values $\{\delta_{ij} \geq 0 : 1 \leq i < j \leq m\}$, there exists an ε -semimetric $\tilde{d} : \mathbb{R}^\ell \times \mathbb{R}^\ell \rightarrow \mathbb{R}$ such that $\tilde{d}(\mathbf{y}_i, \mathbf{y}_j) = \delta_{ij}$, i.e., the desired distances are accomplished, irrespectively of the topology that the Euclidean or other norms would induce. The order of quantifiers is important here: we first can choose the accuracy ε by which our semi-metric may be violate the triangle inequality (while leaving the other metric axioms to hold as usual for \tilde{d}), then fix the spatial locations of points, and after that step, choose the distances that we wish between our points. We showcase our results by using them to “attack” unsupervised learning algorithms, specifically k -Means and density-based (DBSCAN) clustering algorithms. These have manifold applications in artificial intelligence, and letting them run with externally provided distance measures constructed in the way as shown here, can make clustering algorithms produce results that are pre-determined and hence malleable. This demonstrates that the

results of clustering algorithms may not generally be trustworthy, unless there is a standardized and fixed prescription to use a specific distance function.

1 Introduction

This work is motivated by the question of whether it is possible to manipulate clustering algorithms in artificial intelligence. Specifically, if we do not want to touch the data (e.g., by adding noise), and also do not want to change the algorithm away from trustworthy established standard techniques, can we trick a standard (unmodified) clustering algorithm into giving us results that we like for input data that is fixed? A possible positive answer is obtained if we let the algorithm run with a modified distance function provided externally, but if we want such a setup to “appear plausible”, the distance function should not be just arbitrary, but at least satisfy the same properties as a metric in the topological sense. This leads to the challenge stated in the abstract, asking to find a metric that puts a given fixed set of points into distances that are arbitrary and up to a free choice (within obvious constraints, like there being no negative distances, for example). Before going into details about the construction of such metrics, let us briefly review their use for clustering to further substantiate the goals of this work.

Clustering algorithms, in the simplest instance, classify an input \mathbf{x} by looking for the closest point \mathbf{y} , according to some distance measure, whose category is known. If \mathbf{y} has category $c(\mathbf{y})$, then \mathbf{x} is assigned the same category $c(\mathbf{y})$. For unsupervised learning, the process works similar by assigning two points in close proximity the “same” class label, and giving other or introducing new class labels for points at some minimum distance or farther. Most clustering algorithms follow this basic approach, and distinguish themselves primarily in deeper details, such as whether or not cluster centers or the number of clusters needs to be known in advance (e.g., k -Means) or not (e.g., DBSCAN), how cluster centroids are determined based on data directly, the data distribution, or the data range (e.g., such as in grid-based techniques), or whether clusters are formed from points that are nearby one another, or near some fixed location. Essentially, it all boils down to a measuring “proximity” of points to other points. *Metrics* are natural measures of distance, being positive definite, obeying the triangle inequality, and symmetric; with the latter meaning that the distance $d(\mathbf{x}, \mathbf{y})$ between two points \mathbf{x}, \mathbf{y} is the same as the distance $d(\mathbf{y}, \mathbf{x})$. Dropping the symmetry requirement turns d into a *quasimetric* (although the name may vary in the literature). Even more generally, giving up on the triangle inequality, we get towards a *premetric*, sometimes also just called a *dissimilarity measure*. It should be noted that also dropping the positive definiteness would take us to non-Hausdorff spaces, in which two points $\mathbf{x} \neq \mathbf{y}$ can have zero distance. This case is where we draw the line as being not immediately interesting, since a clustering algorithm could in that case not distinguish two distinct points, based on their “measured distance”, which would be awkward for practical

clustering applications.

The question studied in this work is the following:

Let a set of points in the Euclidean space \mathbb{R}^ℓ be given and be fixed.
Can we endow \mathbb{R}^ℓ with a metric that puts the given point cloud into
pairwise distances of our free choice?

In other words, can we change local neighborhoods as induced by, say, the Euclidean distance, entirely by changing the metric? For example, suppose that three points $\mathbf{x}, \mathbf{y}, \mathbf{z} \in \mathbb{R}^\ell$ are given, where \mathbf{x} and \mathbf{y} are very close to one another, and \mathbf{z} is far distant from both, \mathbf{x} and \mathbf{y} , all according to the Euclidean metric. Can we “change” the metric to some other function that may put \mathbf{x} and \mathbf{z} close to one another, and instead has \mathbf{y} come to lie far distant from \mathbf{x} and \mathbf{z} ? Or, alternatively, can we construct another metric that puts all three $\mathbf{x}, \mathbf{y}, \mathbf{z}$ into large distance from one another (thus, enlarging the close distance from \mathbf{x} to \mathbf{y} , but leaving the distant \mathbf{z} as being remote)?

This question, as formulated, admits little hope for a positive answer, considering that metrics induced by norms are all equivalent on \mathbb{R}^ℓ , meaning that whatever norm we endow \mathbb{R}^ℓ with, its induced metric will, up to positive multiplicative constants, retain closeness and large distances, as implied by the Euclidean metric.

However, it turns out that – up to an arbitrary little relaxation of the triangle inequality – it is indeed possible to design a distance function that is “almost” a metric (only different in an arbitrary small error in the triangle inequality that we can even make lower than the machine accuracy), which computes any desired set of pairwise distances between any given set of points at fixed locations in \mathbb{R}^ℓ . Using this distance function in replacement of the Euclidean or other distance, we will show how to manipulate two standard clustering algorithms towards giving *any* result that we desire.

1.1 Showcase: Security of Clustering Algorithms

Throughout the rest of this work, let $Y \subset \mathbb{R}^\ell$ be a finite given and fixed point cloud. Assuming that we can metricize the space \mathbb{R}^ℓ in a certain fashion, we can then let a clustering algorithm run on the point cloud Y to assign points to distinct clusters, based on their (mutual geometric) distances. The Euclidean norm, or the Manhattan norm are two typical choices for distance functions, but conceptually, clustering algorithms may work with any distance metric.

This opens an interesting possibility to manipulate an automated clustering, since if we can place a set of points into \mathbb{R}^ℓ to act as our cluster centers, such that the cluster centers are close or far away from each other, but will have their neighborhoods assigned to the provided cluster center, we can drive the clustering algorithm into producing a labeling that we can choose beforehand.

Figure 1 illustrates the basic idea of this attack: consider the point cloud as drawn in the plane, with the points $\mathbf{z}_1, \mathbf{z}_2, \mathbf{z}_3$ being placed as cluster centers into the area. Now, suppose that we can design a metric that puts \mathbf{z}_1 and \mathbf{z}_2 close to one another, but leaves \mathbf{z}_3 far from both cluster centers. The aforementioned

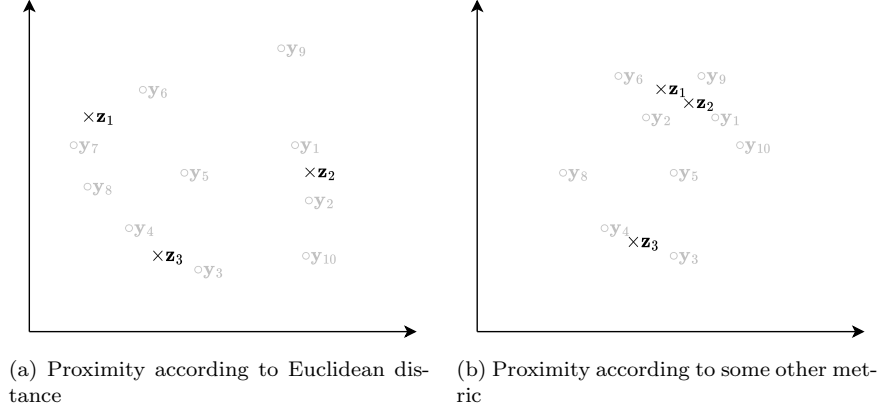


Figure 1: Different neighborhoods depending on the underlying metric

effect of a cluster center “attracting” points from its proximity to have the class label of it assigned to neighboring points, then would put the surrounding points y_1, \dots, y_{10} into the neighborhoods of z_1, z_2 and z_3 , although the Euclidean distances draw an entirely different picture (Figure 1a). The question of this work is can we design the metric such that it produces a “clustering picture” that we like (e.g., such as Figure 1b).

1.2 Our Contribution

We stress that the picture drawn by Figure 1 is not meant to be topologically precise, nor would our results admit putting three points into the 2-dimensional space (this will be precluded for theoretical reasons in our construction), but the figure should help conveying the message about the possibility that we *can* certify:

It is indeed possible to design metrics so that a certain number of points, irrespectively of where they are in the Euclidean space, come to lie at distances that can be chosen freely, up to satisfying the properties of a distance (symmetry and positivity for distinct points), but not necessarily the triangle inequality.

More specifically, our main results will be twofold:

- We show that within \mathbb{R}^ℓ , we can place $O(\sqrt{\ell})$ many points anywhere, and define pairwise distances between them, irrespectively of their Euclidean distance. Then, we can design a metric that puts these points exactly at distances that we have chosen before. This metric, which is a full metric in the topological sense, including the triangle inequality to hold (without error), is constructed by Theorem 1.

- Generalizing the previous result, we then showing how we can place a larger (arbitrary) set Z of points such that (i) their mutual distances, relative to each other, are as we desire, and (ii) the given data points are always close to points in Z . This will be Theorem 2.

Practically, the implications of the ability to manipulate a clustering algorithm towards arbitrary results, are wide-reaching, since among many others, consider the following possibilities opened hereby:

- Unnecessary surgery, done to earn money and later claimed to be legitimate by relying on some AI.
- Attacking military targets according to one’s own free will, but later claiming to have an AI providing the classification as the target to be worth bombing.
- Assign exam grades to students randomly or as we please, and fit them to a recognized scale afterwards, using AI to explain why so and pretend objectiveness hereby.
- Seemingly “unbiased” recruitment system that use AI to minimize the involvement of possibly biased humans in the selection process. Irrespective of any debiasing that was done to the training data or the clustering algorithm itself, the possibility of changing the metric accordingly to manipulate the outcome can render all previous debiasing precautions void. The company can still hire “as they wish” and apparently legitimate their choice as objective.
- Prioritization of patients based on their health conditions with help of an AI. Certain conditions (also non-medical ones) may be given priority no matter how different or similar two patients may be in medical aspects of treatment or urgency to get treated (for example, the patient with better insurance can be preferred).
- and possibly many more.

The contribution of this work is thus showing that independent of the data, including biases, noise or other features therein, the clustering algorithm itself is manipulable, if we admit too many degrees of freedom in the choice of the (topological) metric to run it. Thus, making AI objective and hence trustworthy requires a detailed commitment and openness not only about the algorithms themselves, but also about their configuration.

1.3 Preliminaries

Symbols and Notation

The notation so far, and to be continued, lets vectors appear as lower-case bold printed letters, while scalars variables and functions are lower-case Latin letters.

Greek letters are used for constants, while admitting that some constants may depend on other constants (but are hence themselves not variable). Upper case letters denote sets, and when bold-printed, denote matrices. Finally, calligraphic letters denote probability distributions. We hereafter call the set \mathbb{R} or the higher-dimensional vector space \mathbb{R}^ℓ the Euclidean space (for short), *not* implying herewith that it is endowed with the Euclidean metric.

We let the symbol $B_{2,\varepsilon} = \{\mathbf{z} \in \mathbb{R}^n : \|\mathbf{z} - \mathbf{y}\|_2 < \varepsilon\}$ be the Euclidean neighborhood of a point $\mathbf{y} \in \mathbb{R}^n$, being the open ball of radius ε . More generally, for a norm induced by a positive definite quadratic form $q : \mathbb{R}^n \rightarrow \mathbb{R}$, we will write $B_{q,\varepsilon}$ for the radius ε -ball, w.r.t. the norm $\|\mathbf{x}\|_q := \sqrt{q(\mathbf{x})}$. Since later, we will make use of random points chosen uniformly from a neighborhood, we will let the symbol $\mathcal{U}(B)$ to denote the continuous uniform distribution supported on a set B of the Euclidean vector space.

In the following, we will make frequent use of distances δ_{ij} between two points $\mathbf{y}_i, \mathbf{y}_j$. We will write the distance δ_{ij} synonymously as δ_k , with the convention that the integer k one-to-one corresponds to the pair ij , written as $k \simeq ij$ in a slight abuse of notation. The reason is that we will several times need to denote an arbitrary pair or enumerate all pairs, and use a “single” index k for this purpose, while at other times, we may speak about a specific pair, in which case we use the (equivalent) double index ij .

Definitions

As the introduction already outlined, we will hereafter make use of different properties for a distance measure, and therefore, give a definition of a metric together with a tabular overview of generalizations. We stress that the terms used here are not all standardized in the literature, and some authors may prefer slight variations.

Definition 1 (Metric, (ε -)Semimetric, and Generalizations). *Let V be a vector space, and let $d : V \times V \rightarrow \mathbb{R}$ be a function. The function d is called a metric, semimetric, premetric or quasimetric, depending on which conditions of the following list is satisfied:*

- (I) *Identity of indiscernibles:* $\forall x : d(x, x) = 0$.
- (P) *Positivity:* $\forall x \neq y : d(x, y) > 0$.
- (S) *Symmetry:* $\forall x, y : d(x, y) = d(y, x)$.
- (T) *Triangle inequality* $d(x, y) \leq d(x, z) + d(z, y)$.

Table 1 specifies a “yes” if a condition is required for the respective term, and a “no” if the condition is not demanded (although it may hold).

For any given $\varepsilon > 0$, we call d an ε -semimetric, if it satisfies the triangle inequality up to an additive error $\leq \varepsilon$ on the right-hand side, i.e., an ε -semimetric, satisfies (I), (P), (S) and

$$\forall x, y, z \in V : d(x, y) \leq d(x, z) + d(z, y) + \varepsilon. \quad (1)$$

Table 1: Definition of a metric and generalizations thereof

	<i>premetric</i>	<i>metric</i>	<i>quasimetric</i>	<i>semimetric</i>	<i>ε-semimetric</i>
(I)	yes	yes	yes	yes	yes
(P)	yes	yes	yes	yes	yes
(S)	no	yes	no	yes	yes
(T)	no	yes	yes	no	satisfied up to an additive ε -error on the right

By our definition, a 0-semimetric is a metric, or otherwise saying that if the ε -semimetric d is actually “zero-semi”, then it is a metric.

1.4 The Problem

Our goal is to endow the space \mathbb{R}^ℓ with a metric d , such that a set $Y = \{\mathbf{y}_1, \dots, \mathbf{y}_m\}$ of points comes to lie in \mathbb{R}^ℓ at pairwise distances $d(\mathbf{y}_i, \mathbf{y}_j) = \delta_{ij}$ for all $\mathbf{y}_i, \mathbf{y}_j \in Y$, where we can choose the distance value δ_{ij} freely and in advance (but consistent to be a reasonable distance, i.e., non-negative and symmetric), i.e., we require that

1. d is a topological metric,
2. $\delta_{ij} = \delta_{ji} > 0$ for all $i \neq j$, but not further constrained.

It is easy to see that finding such a d will not generally be possible, since once the locations of the data points are fixed, their Euclidean distances are determined, and any other norm-induced metric would necessarily be bounded within constant multiples of these distances. However, by scaling down to local neighborhoods, we can accomplish pairwise closeness/distance relations, in the sense of, for example, putting a point \mathbf{y}_i closer to \mathbf{y}_j than to \mathbf{y}_k , although the Euclidean distances would induce different neighborhoodship.

Specifically, we cannot hope that our metric d will satisfy exactly $d(\mathbf{y}_i, \mathbf{y}_j) = \delta_{ij}$, but we can design it to satisfy almost this equation, up to a multiplicative constant that depends on the set Y , i.e., we can accomplish $d(\mathbf{y}_i, \mathbf{y}_j) = \alpha \cdot \delta_{ij}$ for all i, j , and some value $\alpha > 0$ that depends only on Y (as a whole), but does not change for different i, j ’s.

This is enough for a manipulation of a clustering: if the algorithm needs to choose a class label based on “closeness”, the situation that \mathbf{y}_i is closer to \mathbf{y}_j than it is to \mathbf{y}_k is reflected by the distance relation $\delta_{ij} < \delta_{ik}$. This inequality remains intact if we multiply by $\alpha > 0$, so the “closest” cluster to \mathbf{y}_i remains unchanged if we manage to put it at a distance that is proportional (not necessarily equal) to what we desire. This will be Theorem 2.

2 Results

Given the set $Y \subset \mathbb{R}^\ell$ of points and having chosen the distances δ_{ij} at which we want \mathbf{y}_i and \mathbf{y}_j be separated for all $i < j$, we now proceed by showing how we can accomplish this as long as $m = |Y| \in O(\sqrt{\ell})$ holds. Thinking about these points as a priori defined cluster centers, such as in algorithms like k -Means, we can place the cluster centers wherever we like and at any distance that we desire, which will cause the points in topological vicinity to be assigned to the nearest cluster center, just as we like it.

2.1 Embedding Points at desired Distances

We start with a simple technical result that asserts a set of points drawn at random is almost surely linearly independent. The crucial point is that all these distributions are absolutely continuous, which we can use to prove its full rank.

Lemma 1. *Let $\mathbf{x}_1, \dots, \mathbf{x}_n \in \mathbb{R}^n$ be independently, but not necessarily identically sampled from distributions that are all absolutely continuous w.r.t. the Lebesgue measure on \mathbb{R}^n . Put the vectors as columns into an $(n \times n)$ -matrix \mathbf{M} .*

Then, \mathbf{M} has almost surely full rank, i.e., $\Pr(\text{rank}(\mathbf{M}) = n) = 1$.

Proof. We give the proof for uniform distributions, but remark that the argument only depends on the continuity of the distribution (w.r.t. the Lebesgue measure), but this more general claim is not required in the following.

We induct on the number k of columns of the matrix \mathbf{M} : the case $k = 1$ is trivial, so let us assume that up to $k < n$ columns $\mathbf{x}_1, \dots, \mathbf{x}_k \in \mathbb{R}^n$ have been sampled linearly independent as $\mathbf{x}_1 \sim F_1, \dots, \mathbf{x}_k \sim F_k$. The new vector $\mathbf{x}_{k+1} \in \mathbb{R}^n$, to be a linear combination of $\mathbf{x}_1, \dots, \mathbf{x}_k$, would need to lie in the k -dimensional subspace of \mathbb{R}^n . This subspace has dimension $k < n$ and is therefore a nullset w.r.t. the Lebesgue measure on \mathbb{R}^n , and since we sample from absolutely continuous distributions on \mathbb{R}^n w.r.t. the n -dimensional (Lebesgue) measure, we have $\Pr_{F_{k+1}}(\mathbf{x}_{k+1} \in \text{span}\{\mathbf{x}_1, \dots, \mathbf{x}_k\}) = 0$ too under the distribution F_{k+1} , thus completing the induction step. \square

Armed with Lemma 1 as the tool to assure that we can select linearly independent vectors in \mathbb{R}^ℓ with high probability, we can state our first main result.

Theorem 1. *Let $\ell > 1$ and $m \leq \frac{1}{2}(1 + \sqrt{8\ell + 1})$. Choose any set of points $\mathbf{y}_1, \dots, \mathbf{y}_m \in \mathbb{R}^\ell$ arbitrarily but such that the vectors in the set $D = \{\mathbf{y}_i - \mathbf{y}_j : 1 \leq i < j \leq m\}$ are linearly independent. To each pair $(\mathbf{y}_i, \mathbf{y}_j)$, associate a value $\delta_{ij} > 0$ such that $\delta_{ij} = \delta_{ji}$. Then, there is a norm $\|\cdot\|_q$ inducing a metric $d_q(\mathbf{x}, \mathbf{y}) := \|\mathbf{x} - \mathbf{y}\|_q$ that satisfies $d_q(\mathbf{y}_i, \mathbf{y}_j) = \delta_{ij}$ for all $i \neq j$.*

Proof. By hypothesis, we have m bounded as

$$m \leq \frac{1 + \sqrt{8\ell + 1}}{2}, \quad (2)$$

of points $\mathbf{y}_1, \dots, \mathbf{y}_m \in \mathbb{R}^\ell$ be given. Let us collect all pairwise difference vectors in a set $D = \{\mathbf{x}_k := \mathbf{y}_i - \mathbf{y}_j : 1 \leq i < j \leq m\}$, and assume the entries of D to be all linearly independent elements. To see that this assumption is satisfiable, note that the set D has cardinality $\binom{m}{2}$, and m should be such that the number of pairs is less than ℓ (for otherwise, we would necessarily have linearly dependent vectors in D). The bound (2) is exactly the largest solution of $m(m-1)/2 \leq \ell$. Then, we can pick any m points in \mathbb{R}^ℓ , and, in case that the set D contains two or more linearly dependent entries, add a uniformly distributed random noise to each point to accomplish, by Lemma 1, linear independence with probability 1. Since the probability is positive, suitable points exist, and we can make a fixed selection.

Since $|D| < \infty$, we can enumerate the elements of D as $D = \{\mathbf{x}_1, \dots, \mathbf{x}_n\}$ in any fixed order (e.g., lexicographic or other). We show that we can define a quadratic form $q : \mathbb{R}^\ell \rightarrow \mathbb{R}$ that takes any desired value δ_k^2 at point \mathbf{x}_k for all $k = 1, 2, \dots, n = \binom{|D|}{2}$. So, let a set of values $\delta_1, \dots, \delta_n$ be fixed hereafter, with δ_k being the desired distance between the $\mathbf{y}_i, \mathbf{y}_j$ corresponding to $\mathbf{x}_k = \mathbf{y}_i - \mathbf{y}_j$ (i.e., $k \simeq ij$) and k runs from $1, 2, \dots, n$.

For the moment, take k as fixed but arbitrary, and let the matrix \mathbf{B}_k be such that its null-space is the subspace of \mathbb{R}^ℓ spanned by $\{\mathbf{x}_j : j \neq k\}$ (such a matrix is easy to find using singular value decomposition). Define $\tilde{\mathbf{A}}_k := \mathbf{B}_k^\top \mathbf{B}_k$, then $\tilde{\mathbf{A}}_k$ is positive semi-definite. Moreover, since all \mathbf{x}_j with $j \neq k$ are linearly independent of \mathbf{x}_k by hypothesis, we have \mathbf{x}_k falling outside the null-space of \mathbf{B}_k , so that $\mathbf{x}_k^\top \tilde{\mathbf{A}}_k \mathbf{x}_k > 0$, and $\mathbf{x}_j^\top \tilde{\mathbf{A}}_k \mathbf{x}_j = 0$ for all $j \neq k$. Finally, we will use the scaled matrix $\mathbf{A}_k := \frac{\delta_k^2}{\mathbf{x}_k^\top \tilde{\mathbf{A}}_k \mathbf{x}_k} \cdot \tilde{\mathbf{A}}_k$ and define the quadratic form $q_k(\mathbf{x}) := \mathbf{x}^\top \mathbf{A}_k \mathbf{x}$, which now satisfies

$$q_k(\mathbf{x}) = \begin{cases} \delta_k^2 = \delta_{ij}^2 & \text{for } \mathbf{x} = \mathbf{x}_k = \mathbf{y}_i - \mathbf{y}_j; \\ 0 & \text{for } \mathbf{x} = \mathbf{x}_j, j \neq k. \end{cases}$$

Repeating this construction for all $k = 1, 2, \dots, n$, we can define a ‘‘Lagrange-interpolation-like’’ quadratic form with matrix $\mathbf{A} := \sum_{k=1}^n \mathbf{A}_k$, which is $q(\mathbf{x}) := q_1(\mathbf{x}) + q_2(\mathbf{x}) + \dots + q_n(\mathbf{x})$. From this, we can define the norm $\|\mathbf{x}\|_q := \sqrt{q(\mathbf{x})}$, and its induced metric $d_q(\mathbf{x}, \mathbf{y}) := \|\mathbf{x} - \mathbf{y}\|_q$.

By construction, this metric achieves what we want, since for every pair $\mathbf{y}_k, \mathbf{y}_j$, it will give the value

$$d_q(\mathbf{y}_k, \mathbf{y}_j) = \sqrt{q(\mathbf{y}_k - \mathbf{y}_j)} = \sqrt{q(\mathbf{x}_i)} = \sqrt{\delta_i^2} = \delta_i$$

as desired. \square

Informally, we can rephrase this into saying that

Inside \mathbb{R}^ℓ , we can fix any set of $O(\sqrt{\ell})$ many points almost anywhere (up to random displacement for linear independence of the differences), and define a metric that puts these points into a distances that we can choose irrespectively of the location of the points.

Theorem 1 thus lets us put a “relative” number of points (relative to the dimension of the space) at absolute (chosen arbitrarily) distances. We now show how to twist this around into the possibility of placing an absolute (arbitrarily chosen) number of points such that we can still find a norm that gives us distances relative, in the sense of proportional, to the pre-defined distances.

To this end, observe that the crucial point of the above construction is the linear independence of the pairwise differences, which is impossible if the dimension is too low.

2.2 Dropping the constraint on m

To escape the dimensionality bound that limits the number of points whose pairwise distance vectors we can have as linearly independent, we transfer the construction into a larger dimensional space, and will map each point to a higher-dimensional pendant that serves to compute the distance to all neighbors. The construction is made explicit in the proof of the following result:

Theorem 2. *Let a set of points $\mathbf{y}_1, \dots, \mathbf{y}_m \in \mathbb{R}^\ell$ with $m > 1$ and $\ell > 1$ be given and let $h = \binom{m}{2}$. To each pair of distinct points $\mathbf{y}_i, \mathbf{y}_j$, assign a positive number δ_{ij} , subject to the constraint that $\delta_{ij} = \delta_{ji} > 0$ for $i \neq j$. Fix an $\varepsilon > 0$ such that $B_{2,\varepsilon}(\mathbf{y}_i) \cap B_{2,\varepsilon}(\mathbf{y}_j) = \emptyset$ for all $i \neq j$.*

Then, with probability 1, we can endow \mathbb{R}^h with a norm $\|\cdot\|_Q$ with the following properties:

(a) *for every triple i, j, k , there are points $\mathbf{z}_i, \mathbf{z}_j, \mathbf{z}_k$ in a neighborhood*

$\|\mathbf{y}_i - \mathbf{z}_i\|_2 < \varepsilon, \|\mathbf{y}_j - \mathbf{z}_j\|_2 < \varepsilon$ and $\|\mathbf{y}_k - \mathbf{z}_k\|_2 < \varepsilon$, such that the distance relation $\delta_{ij} \leq \delta_{ik}$ holds if and only if $\|\mathbf{z}_i - \mathbf{z}_j\|_Q \leq \|\mathbf{z}_i - \mathbf{z}_k\|_Q$. The symbol \leq will practically become an explicit $<, =$ or $>$, depending on the left- and right-sides.

(b) *$B_{Q,\varepsilon}(\mathbf{y}) := \{\mathbf{z} \in \mathbb{R}^h : \|\mathbf{y} - \mathbf{z}\|_Q < \varepsilon\} \subseteq B_{2,\varepsilon}(\mathbf{y})$ for all $\mathbf{y} \in \{\mathbf{y}_1, \dots, \mathbf{y}_m\}$, i.e., disjoint Euclidean neighborhoods remain disjoint in the topology that the norm $\|\cdot\|_Q$ induces.*

The neighborhood of each \mathbf{z}_i will contain the given data point \mathbf{y}_i (also \mathbf{y}'_i), and be in the *desired* distance relation to all other points by part (a) of the above theorem. This is all we need for a clustering, based on proximity relations, to come up arbitrarily as we wish.

Proof of Theorem 2. We will place a “virtual neighbor” near each data point $\mathbf{y}_1, \dots, \mathbf{y}_m$, such that the distances between the virtual neighbors of each data points are freely specifiable. To bypass the $O(\sqrt{\ell})$ -bound on m given by (2), we will respectively increase the dimension towards $h = \binom{m}{2}$ to have a sufficient number of pairs embeddable with linearly independent differences, and in close proximity to the given data points $\mathbf{y}_1, \dots, \mathbf{y}_m$.

Before materializing this intuition, let us be clear on the symbols to be used hereafter, to ease following the argument. We will let:

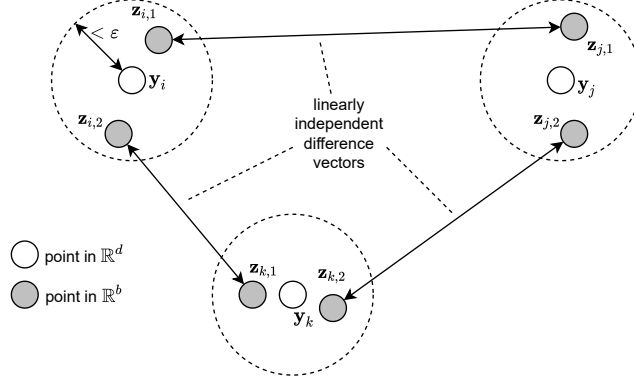


Figure 2: Linear independence by (stochastically) independent neighbor choices

- $\mathbf{y}_i \in \mathbb{R}^\ell$ be a given data point from Y ,
- $\mathbf{y}'_i \in \mathbb{R}^h$ be the canonic embedding of $\mathbf{y}_i \in \mathbb{R}^\ell$ inside \mathbb{R}^h .
- $\mathbf{z}_{i,s} \in \mathbb{R}^h$ be a neighbor of $\mathbf{y}'_i \in \mathbb{R}^h$ that is assigned a designed distance δ_{sr} to a corresponding neighbor $\mathbf{z}_{j,r}$ of the data point $\mathbf{y}'_j \in \mathbb{R}^h$

Let us first put these given points into the higher-dimensional space \mathbb{R}^h as $\mathbf{y}'_i = (\mathbf{y}_i^\top \mathbf{0}_{(h-\ell) \times 1})^\top \in \mathbb{R}^h$. Then, fix some positive $\varepsilon < \frac{1}{2} \min_{i,j} \|\mathbf{y}'_i - \mathbf{y}'_j\|_2$, and to each point \mathbf{y}'_i , associate a set of $m-1$ random points $\mathbf{z}_{i,1}, \dots, \mathbf{z}_{i,m-1}$ within an Euclidean distance $< \varepsilon$ towards \mathbf{y}_i . These points will serve to measure the pairwise distances between \mathbf{y}_i and \mathbf{y}_j using higher-dimensional “substitutes”. Note that we cannot just use $\mathbf{y}'_i, \mathbf{y}'_j$ directly, since the pairwise differences between them could not give us linearly independent vectors as we require. To see this, recall that we have m such vectors $\mathbf{y}'_1, \dots, \mathbf{y}'_m$, and computing pairwise differences is a linear operation. Hence, the result cannot be linearly independent vectors. For that to happen, we need points that are “independent” of $\mathbf{y}_i, \mathbf{y}_j$ to give linearly independent differences, but still close enough to $\mathbf{y}_i, \mathbf{y}_j$ to “represent” their spatial location. Therefore, we sample from an ε -neighborhood that is small enough to ensure disjointness between any two points $\mathbf{y}'_i, \mathbf{y}'_j$, and sample a fresh random point near \mathbf{y}_i whenever we need a distance vector between \mathbf{y}_i and one of the other points. Figure 2 shows this.

To see why this establishes the required linear independence, let us systematically iterate through the pairwise differences to see why linear independence is accomplished by the construction as described.

Start with $\mathbf{y}_1 \in \mathbb{R}^\ell$, respectively $\mathbf{y}'_1 \in \mathbb{R}^h$: for all other points \mathbf{y}'_j for $j = 2, \dots, m$, we sample a fresh neighbor $\mathbf{z}_{i,j} \in \mathcal{U}(B_{2,\varepsilon}(\mathbf{y}'_i))$ and $\mathbf{z}_{j,1} \in \mathcal{U}(B_{2,\varepsilon}(\mathbf{y}'_j))$ uniformly at random. We then compute the distance vector $\mathbf{x}_k = \mathbf{z}_{i,j} - \mathbf{z}_{j,1}$ (with the index $k \simeq ij$). This procedure is likewise repeated for $i = 2, \dots, m$, giving the difference vectors $\mathbf{x}_1, \mathbf{x}_2, \dots, \mathbf{x}_{\binom{m}{2}} \in \mathbb{R}^h$, all collected in a matrix

$$\mathbf{M} = (\mathbf{x}_1, \dots, \mathbf{x}_b) \in \mathbb{R}^{h \times h}. \quad (3)$$

Claim 1. *Let $\mathbf{y}_1, \dots, \mathbf{y}_m$ be given, The matrix \mathbf{M} constructed from pairwise differences of uniformly random points $x_i \sim \mathcal{U}(B_{2,\varepsilon}(\mathbf{y}_i))$ within neighborhoods centered at the points $\mathbf{y}'_1, \dots, \mathbf{y}'_m$, has almost surely full rank, i.e., $\Pr(\text{rank}(\mathbf{M}) = h) = 1$.*

Proof of Claim 1. This is a mere application of Lemma 1 with the distribution for \mathbf{x}_i being $\mathcal{U}(B_{2,\varepsilon}(\mathbf{y}_i))$. Since these are all absolutely continuous, the coordinates of each \mathbf{x}_k are differences of independent uniformly distributed random variables, and as such have a trapezoidal shaped distribution, which is again absolutely continuous, and Lemma 1 applies. \square

Claim 1 assures the conditions needed for the construction in Section 2.1 are met with probability 1, and it just remains to assign the distances between the substitute points $\mathbf{z}_{i,s}, \mathbf{z}_{j,t}$ (for $1 \leq s, t \leq m-1$) in the neighborhood of \mathbf{y}_i (resp. \mathbf{y}'_i) and \mathbf{y}_j (resp. \mathbf{y}'_j) to be as we desire.

The resulting norm $\|\mathbf{x}\|_q := \sqrt{q_b(\mathbf{x})}$ is equivalent to the Euclidean norm, and the respective constants are given by the eigenvalues of the matrix \mathbf{A} within $q_b(\mathbf{x}) = \mathbf{x}^\top \mathbf{A} \mathbf{x}$, since every quadratic form satisfies

$$\lambda_{\min}(\mathbf{A}) \cdot \|\mathbf{x}\|_2^2 \leq \mathbf{x}^\top \mathbf{A} \mathbf{x} \leq \lambda_{\max}(\mathbf{A}) \cdot \|\mathbf{x}\|_2^2,$$

where $\lambda_{\min}(\mathbf{A}), \lambda_{\max}(\mathbf{A})$ are the smallest and largest eigenvalues of \mathbf{A} . Experimentally, one quickly discovers that there is not much control over the eigenvalues of \mathbf{A} directly, and this is not surprising, since the norm induced by q_b cannot diverge arbitrarily from the Euclidean distances (due to its topological equivalence). For our purposes, however, it will suffice to scale all eigenvalues by the same factor, and put

$$\alpha := \frac{1}{\lambda_{\max}(\mathbf{A})} \quad (4)$$

$$\text{to define the scaled quadratic form } Q(\mathbf{x}) := \mathbf{x}^\top (\alpha \cdot \mathbf{A}) \mathbf{x} \quad (5)$$

$$\text{whose induced norm satisfies } \|\mathbf{x}\|_Q = \sqrt{Q(\mathbf{x})} \leq \|\mathbf{x}\|_2 \quad (6)$$

since its largest eigenvalue was just scaled down to 1.

We show that $\|\mathbf{x}\|_Q$ induces distances that are consistent with the closeness-relations induced by the set of desired distances $\{\delta_{ij} : 1 \leq i < j \leq m\}$ in the following sense: let i, j, k be a triple selection from the set of given points, for which we want \mathbf{y}_i to be closer to/equal/or farther away from \mathbf{y}_j than \mathbf{y}_k . The possible relations can be that the distance from point i to point j is less than, equal to, or larger than the distance to the third point k , which we jointly express as

$$\delta_{ij} \leq \delta_{ik}. \quad (7)$$

The norm $\sqrt{Q(x)}$ by construction is consistent with (7) for all possible triples of neighboring points $\mathbf{z}_i, \mathbf{z}_j, \mathbf{z}_k$ (dropping the double index to simplify notation

and to signify that these points are arbitrary ones from the list of existing), since

$$\|\mathbf{z}_i - \mathbf{z}_j\|_Q = \sqrt{\alpha} \cdot \delta_{ij} \lesseqgtr \sqrt{\alpha} \cdot \delta_{jk} = \|\mathbf{z}_i - \mathbf{z}_k\|_Q, \quad (8)$$

in which the $<$, $=$ or $>$ relations are in all cases preserved since $\alpha > 0$, as \mathbf{A} is positive definite.

The Euclidean ε -neighborhoods of each given data point \mathbf{y}_i will be contained in the neighborhoods that our constructed norm induces, and the same $\|\cdot\|_Q$ -ball will contain points that do have the desired distances between them, up to the constant multiple α . The proof is complete. \square

Intuitively and informally, we can rephrase Theorem 2 as

Any number of given data points can be placed within disjoint neighborhoods of (virtual cluster center) points in a higher-dimensional space, whose distances we can freely control (up to a common proportionality factor).

Roughly speaking, we can view Theorem 2 as somewhat dual to Theorem 1: Theorem 1 lets us embed a *relative* number (w.r.t. the dimension of the space) of points at desired *absolute* distances. Conversely, Theorem 2 lets us embed an *absolute* number (in the sense of being independent of the dimension) of points into a (larger) space, such that *relative* proximities (in the sense of proportional distances in the larger space) can be accomplished.

It is, however, worth discussing whether we can accomplish the desired distances exactly without a proportionality factor. The points $\mathbf{z}_1, \dots, \mathbf{z}_m$ whose differences are the \mathbf{x}_k 's, all live in the higher-dimensional space \mathbb{R}^h , so what does this mean about the distances between the original points $\mathbf{y}_1, \dots, \mathbf{y}_m \in \mathbb{R}^\ell$? From (6), we get $\|\mathbf{y}_i - \mathbf{z}_i\|_Q \leq \|\mathbf{y}_i - \mathbf{z}_i\|_2 < \varepsilon$, and likewise for the distance between \mathbf{y}_j and \mathbf{z}_j . Furthermore, the distance $\|\mathbf{z}_i - \mathbf{z}_j\|_Q = \sqrt{\alpha} \cdot \delta_{ij}$, so that we have

$$\|\mathbf{z}_i - \mathbf{z}_j\|_Q - 2\varepsilon \leq \|\mathbf{y}_i - \mathbf{y}_j\|_Q \leq \|\mathbf{z}_i - \mathbf{z}_j\|_Q + 2\varepsilon,$$

as Figure 3 shows.

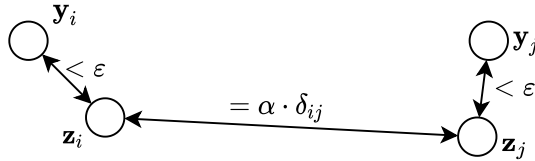


Figure 3: Distance of $\mathbf{y}_i, \mathbf{y}_j$ based on the separation of \mathbf{z}_i and \mathbf{z}_j

Alas, we cannot use this to claim that the distance relations between $\mathbf{y}_i, \mathbf{y}_j$ are satisfied in a likewise sense as (7) would prescribe, because the value of α depends on ε through the location of the points \mathbf{z}_i relative to \mathbf{y}_i .

Therefore, we cannot just increase the distances δ_{ij} to retain the validity of all relations (7) even in light of the 2ε -error to be expected when we look at $\mathbf{y}_i, \mathbf{y}_j$.

3 ε -Semimetrics to Manipulate Distances

We can carry the ideas further by avoiding the explicit work in the high-dimensional space, and instead endow the original data space with an ε -semimetric that returns the desired distances. The necessity of using only an ε -semimetric instead of a full metric is due to the fact that we cannot alter a norm-induced topology in \mathbb{R}^ℓ to an arbitrary extent, which is precluded by the equivalence of all norms on \mathbb{R}^ℓ , especially any norm that we construct would be equivalent to the Euclidean norm. However, we can bypass this natural limit by a simple trick: we define a function $d : \mathbb{R}^\ell \times \mathbb{R}^\ell \rightarrow \mathbb{R}$ that does the following to compute the value $\tilde{d}(\mathbf{x}, \mathbf{y})$ for $\mathbf{x}, \mathbf{y} \in \mathbb{R}^\ell$:

1. It takes the input points \mathbf{x}, \mathbf{y} and adds noise to map them into the high-dimensional space \mathbb{R}^h . The noise will be such that it “depends” on both, \mathbf{x} and \mathbf{y} , with the goal of creating linearly independent noisy \mathbf{z} -substitutes, which we need for the previous construction (cf. Figure 2). Let us call the resulting points \mathbf{z}_x and \mathbf{z}_y .
2. It then evaluates the distance $\|\mathbf{z}_x - \mathbf{z}_y\|_Q$ inside \mathbb{R}^h , with the norm $\|\cdot\|_Q$ as given by Theorem 2, and returns this value as the value of $\tilde{d}(\mathbf{x}, \mathbf{y})$.

We stress that the noise being added here is only used “internally” by the function \tilde{d} , but not brought onto the original data that we seek to cluster. Its purpose is merely to achieve linear independence.

The result obtained by materializing this plan is twofold: we can show that \tilde{d} is an ε -semimetric, for any $\varepsilon > 0$ that we fix in advance, and second, we can let the noise even be deterministic. This is important on its own right, since it means that we do not add information to the pair (\mathbf{x}, \mathbf{y}) when evaluating their distance. In other words, a clustering building upon our ε -semimetric will judge \mathbf{x} against \mathbf{y} only on grounds of the features that these two carry, but nothing else.

We make the outline above rigorous now as the proof of the following theorem:

Theorem 3. *Let a finite set of points $Y = \{\mathbf{y}_1, \dots, \mathbf{y}_m\} \subset \mathbb{R}^\ell$ with $\ell \geq 1$ be given and let $h = \binom{m}{2}$. To each pair of distinct points $\mathbf{y}_i, \mathbf{y}_j$, assign a positive number $\delta_{ij} \leq \|\mathbf{y}_i - \mathbf{y}_j\|_2$, only further constrained to satisfy $\delta_{ij} = \delta_{ji} > 0$ for $i \neq j$. Fix any $\varepsilon > 0$.*

Then, we can construct a deterministic function $\tilde{d} : \mathbb{R}^\ell \times \mathbb{R}^\ell \rightarrow \mathbb{R}$ that is an ε -semimetric that satisfies $\tilde{d}(\mathbf{y}_i, \mathbf{y}_j) = \delta_{ij}$ for all pairs $\mathbf{y}_i, \mathbf{y}_j \in \mathbb{R}^\ell$.

Proof. The proof outline is essentially the two steps from above, but only made rigorous. To this end, let $\varepsilon > 0$ be given, and choose some deterministic function

$f : \mathbb{R}^\ell \times \mathbb{R}^\ell \rightarrow \mathbb{R}$ with two properties:

$$|f| \leq \frac{\varepsilon}{6} \quad (9)$$

$$f(\mathbf{x}, \mathbf{y}) \neq f(\mathbf{y}, \mathbf{x}) \text{ for all } \mathbf{x} \neq \mathbf{y}. \quad (10)$$

The mapping of $y \in \mathbb{R}^\ell \mapsto z \in \mathbb{R}^h$, with $h = \binom{m}{2}$ is done by using the function f to add the “random noise”. Note that the purpose of this random noise was, however, just to create linear independence, and we can accomplish this also on entirely deterministic ways: Lemma 1 implies that each pair $(\mathbf{y}_i, \mathbf{y}_j)$ admits, with probability 1, a selection of two neighbors $\mathbf{z}_{i,j} \in B_{Q,\varepsilon/6}(y_i)$ and $\mathbf{z}_{j,i} \in B_{Q,\varepsilon/6}(y_j)$ such that the pairwise differences $\{\mathbf{z}_{i,j} - \mathbf{z}_{j,i}\}_{ij}$ are linearly independent. Since this selection can be done with probability 1, suitable neighbor points *exist* and we can fix them as constants. The “noise” is then the additive term $f(\mathbf{y}_i, \mathbf{y}_j) = s \cdot \varepsilon_{ij}$ that makes $\mathbf{y}'_i + \varepsilon_{ij} = \mathbf{z}_{i,j}$ (likewise gives $\mathbf{y}'_j = \mathbf{y}_j + f(\mathbf{y}_i, \mathbf{y}_j) = \mathbf{z}_{j,i}$), where $\mathbf{y}'_i = (\underbrace{\mathbf{y}_i}_{\in \mathbb{R}^\ell}, 0, \dots, 0) \in \mathbb{R}^h$ and \mathbf{y}'_j are the

canonic embeddings of y_i, y_j into \mathbb{R}^h , and with the scaling constant $s > 0$ chosen to make $|f(\mathbf{y}_i, \mathbf{y}_j)| = \|s \cdot \varepsilon_{ij}\|_Q < \varepsilon/6$ so that the noise has the desired small magnitude. Since f adds a fixed noise vector in all cases, the noise function itself is deterministic. For pairs $(\mathbf{x}, \mathbf{y}) \notin Y \times Y$, we let f return a zero vector (i.e., add no noise to the points).

On the chosen neighboring points, we can define the quadratic form and induced norm that satisfies $\|\mathbf{z}_{i,j} - \mathbf{z}_{j,i}\|_Q = \delta_{ij}$. This construction is possible, since by hypothesis, the distances desired are all less or equal to the Euclidean distances, so we do not have problems with a scaling. The ε -semimetric is then defined as

$$\tilde{d}(x, y) := \|(\mathbf{x}, f(\mathbf{x}, \mathbf{y})) - (\mathbf{y}, f(\mathbf{y}, \mathbf{x}))\|_Q.$$

It remains to show that this is indeed an ε -semimetric, so we check the corresponding properties:

1. Identity of indiscernibles: since f is a deterministic mapping, we get the noise $f(\mathbf{x}, \mathbf{x})$ identically in both terms, giving $\|(\mathbf{x}, f(\mathbf{x}, \mathbf{x})) - (\mathbf{x}, f(\mathbf{x}, \mathbf{x}))\|_Q = 0$, since we have a norm on \mathbb{R}^h .
2. Positivity: for $\mathbf{x} \neq \mathbf{y}$, we have $(\mathbf{x}, f(\mathbf{x}, \mathbf{y})) \neq (\mathbf{y}, f(\mathbf{y}, \mathbf{x}))$, and since $\|\cdot\|_Q$ is a norm on \mathbb{R}^h , positivity follows directly.
3. Symmetry: directly by construction, since
$$\tilde{d}(\mathbf{x}, \mathbf{y}) = \|(\mathbf{x}, f(\mathbf{x}, \mathbf{y})) - (\mathbf{y}, f(\mathbf{y}, \mathbf{x}))\|_Q = \|(\mathbf{y}, f(\mathbf{y}, \mathbf{x})) - (\mathbf{x}, f(\mathbf{x}, \mathbf{y}))\|_Q = \tilde{d}(\mathbf{y}, \mathbf{x}).$$
4. Approximate triangle inequality: for this, we first prove the following claim, saying that \tilde{d} and d differ by at most $\frac{\varepsilon}{3}$ by construction: to see this, let the noise part $f(\mathbf{x}, \mathbf{y}), f(\mathbf{y}, \mathbf{x})$ be the vectors ϵ_1, ϵ_2 . Then (using canonic

embeddings of $\mathbf{x}, \mathbf{y} \in \mathbb{R}^\ell$ inside \mathbb{R}^h), $\tilde{d}(\mathbf{x}, \mathbf{y}) = \|(\mathbf{x}, f(\mathbf{x}, \mathbf{y})) - (\mathbf{y}, f(\mathbf{y}, \mathbf{x}))\|_Q = \|\mathbf{x} - \mathbf{y} + (\boldsymbol{\epsilon}_1 - \boldsymbol{\epsilon}_2)\|_Q$ and by the converse triangle inequality, we get

$$\begin{aligned} \left| \tilde{d}(\mathbf{x}, \mathbf{y}) - \|\mathbf{x} - \mathbf{y}\|_Q \right| &\leq \left\| \tilde{d}(\mathbf{x}, \mathbf{y}) - (\mathbf{x} - \mathbf{y}) \right\|_Q \\ &= \left\| (\mathbf{x} - \mathbf{y}) + (\boldsymbol{\epsilon}_1 - \boldsymbol{\epsilon}_2) - (\mathbf{x} - \mathbf{y}) \right\|_Q \\ &= \|\boldsymbol{\epsilon}_1 - \boldsymbol{\epsilon}_2\|_Q \leq \|\boldsymbol{\epsilon}_1 - \boldsymbol{\epsilon}_2\|_2 \leq 2\frac{\varepsilon}{6} = \frac{\varepsilon}{3}, \quad (11) \end{aligned}$$

using the bound $\|\boldsymbol{\epsilon}_1\|_2 = \|f(\mathbf{x}, \mathbf{y})\|_2 = |f(\mathbf{x}, \mathbf{y})| \leq \varepsilon/3$ that likewise holds for $\boldsymbol{\epsilon}_2$. Consider the metric $d(\mathbf{x}, \mathbf{y}) := \|\mathbf{x} - \mathbf{y}\|_Q$ on \mathbb{R}^ℓ , using the canonic embedding the points \mathbf{x}, \mathbf{y} into \mathbb{R}^h . This metric satisfies the triangle inequality and is no more than $\varepsilon/3$ different from \tilde{d} , which will establish the claim:

$$\begin{aligned} \tilde{d}(\mathbf{x}, \mathbf{y}) &\stackrel{(11)}{\leq} d(\mathbf{x}, \mathbf{y}) + \frac{\varepsilon}{3} \leq d(\mathbf{x}, \mathbf{z}) + d(\mathbf{z}, \mathbf{y}) + \frac{\varepsilon}{3} \\ &\stackrel{(11)}{\leq} \tilde{d}(\mathbf{x}, \mathbf{z}) + \frac{\varepsilon}{3} + \tilde{d}(\mathbf{z}, \mathbf{y}) + \frac{\varepsilon}{3} + \frac{\varepsilon}{3} = \tilde{d}(\mathbf{x}, \mathbf{z}) + \tilde{d}(\mathbf{z}, \mathbf{y}) + \varepsilon. \end{aligned}$$

□

We remark that this result, unlike Theorem 2, is not probabilistic, as it asserts the existence of \tilde{d} for sure (not only with probability 1).

Our practical evaluation in the next section combined the choice of neighboring points with the definition of the noise function f , by seeding an available pseudorandom number generator with a value that depends non-symmetrically on both $\mathbf{y}_i, \mathbf{y}_j$ (i.e., provides different seeds for $(\mathbf{y}_i, \mathbf{y}_j)$ than for $(\mathbf{y}_j, \mathbf{y}_i)$), and which produced a pseudorandom uniform distribution in $[0, 1]$. This delivered the desired pseudorandom (and hence deterministic) neighbors $\mathbf{z}_{i,j}$ and $\mathbf{z}_{j,i}$, while achieving linear independence with high probability. Scaling the pseudorandom noise down by a factor $0 < s < \frac{\varepsilon}{6\sqrt{h}}$ accomplished bound (9).

It is worth remarking that \tilde{d} cannot in general satisfy the triangle inequality with $\varepsilon = 0$, as a counter-example situation shown in Figure 4 shows.

4 Experimental Demonstration

We implemented the construction of Theorem 2 in Octave [7] as a script that does the following¹:

- We randomly draw points in \mathbb{R}^ℓ from a standard Gaussian distribution (with zero mean and unit variance), corresponding to hypothetical data points with (only) ℓ features, mainly for plotting. For the following experiment, we had $m = 10$ and $\ell = 2$, for plotting and to avoid overly lengthy tables.

¹All scripts mentioned in this article will be made publicly available, if the paper receives positive reviews

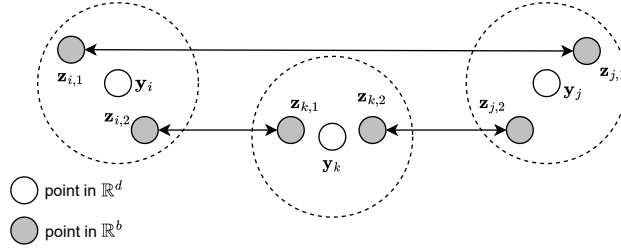


Figure 4: Violation of the triangle inequality: the triple $\mathbf{y}_i, \mathbf{y}_k, \mathbf{y}_j$ would satisfy the triangle inequality on the distances between them. However, the distances between $(\mathbf{z}_{i,2}, \mathbf{z}_{k,1})$ and between $(\mathbf{z}_{k,2}, \mathbf{z}_{j,2})$ add up to a value less than the direct distance from $\mathbf{z}_{i,1}$ to $\mathbf{z}_{j,1}$. Hence, the triangle inequality cannot generally hold for distances between $\mathbf{y}_i, \mathbf{y}_j, \mathbf{y}_k$ evaluated on the \mathbf{z} -neighbors as done by the ε -semimetric \tilde{d} , since the neighbors are determined under other constraints than this inequality.

- We iterated pairwise through the $h = \binom{m}{2}$ distinct pairs of data points, assigning another random yet positive distance uniformly chosen as $\delta \sim \mathcal{U}[1, 3]$.
- Then, we constructed the metric q as described above, and verified whether the desired distances come up as we randomly chose them. Table 2 shows the scaled distances versus the values of the quadratic form q , thus experimentally confirming that the distances come up as we wanted them. The embedding into $\mathbb{R}^h = \mathbb{R}^{45}$ is done by adding a random noise vector with 43 dimensions, scaled in magnitude by a factor of ε/\sqrt{h} with $\varepsilon = 0.1$, to accomplish an Euclidean distance of the \mathbf{z} -neighbor to the point \mathbf{y} within $\leq \varepsilon$; cf. Figure 2.

Remark 1 (On the Reproducibility of the results given here). *Conditional on the random number generator to remain as implemented in Octave as of version 7.1.0 that we used [7], the results in this work are reproducible by seeding the random number generators with the value 12345 or 456789. We put the respective line of code upfront in the scripts, and recommend to include it or remove it, to either reproduce the results given here, or run one’s own verification experiments.*

4.1 Attacking Clustering: General Outline

We implemented the above construction in Octave [7], with the following basic setup: the number m and dimension ℓ of points can be chosen arbitrarily at the beginning. The program proceeds by computing all pairwise distances, and assigning random values $\delta_{ij} \sim \mathcal{U}[1, 3]$ to the distances. It then proceeds by enlarging the dimension from ℓ to h and padding the additional coordinates with yet more independent random values, drawn from a Gaussian distribution

Table 2: Experimental verification of proportional pairwise distances, randomly assigned pairwise between 10 points in \mathbb{R}^2 .

point $k \simeq ij$	pair	desired scaled $\delta_{ij}/\sqrt{\lambda_{max}}$	distance; $\sqrt{\lambda_{max}}$	distance given by q	as given by q	point $k \simeq ij$	pair	desired scaled $\delta_{ij}/\sqrt{\lambda_{max}}$	distance; $\sqrt{\lambda_{max}}$	distance given by q	as given by q
point pair		desired distance		distance	as given by q	point pair		desired distance		distance	as given by q
1		1.1866		1.1866		24		1.8688		1.8688	
2		2.715		2.715		25		1.3359		1.3359	
3		1.513		1.513		26		3.4398		3.4398	
4		3.0827		3.0827		27		1.5224		1.5224	
5		2.9195		2.9195		28		1.2714		1.2714	
6		3.4073		3.4073		29		2.7725		2.7725	
7		1.7558		1.7558		30		2.7221		2.7221	
8		1.908		1.908		31		1.3319		1.3319	
9		2.7496		2.7496		32		2.2465		2.2465	
10		2.2145		2.2145		33		1.2865		1.2865	
11		2.78		2.78		34		2.82		2.82	
12		2.9347		2.9347		35		3.0502		3.0502	
13		2.4256		2.4256		36		3.2785		3.2785	
14		1.8146		1.8146		37		2.068		2.068	
15		2.2995		2.2995		38		3.2173		3.2173	
16		3.113		3.113		39		2.2365		2.2365	
17		2.7427		2.7427		40		1.2584		1.2584	
18		2.6705		2.6705		41		2.5645		2.5645	
19		3.3646		3.3646		42		2.8469		2.8469	
20		1.5951		1.5951		43		1.8166		1.8166	
21		2.1613		2.1613		44		1.3659		1.3659	
22		3.1106		3.1106		45		1.2366		1.2366	
23		1.6109		1.6109							

such that the 5σ -range falls within an interval of $(-\varepsilon, +\varepsilon)$, with ε being set to $\varepsilon = 0.1$ at the beginning (but changeable). Lemma 1 is then verified by computing the rank of the resulting matrix \mathbf{M} and checking it to be maximal.

After that, the code constructs the quadratic forms using singular value decomposition, adds up the resulting matrices and scales them down by the largest eigenvalue of the total. The final check is done by computing the distances according to the metric Q as defined by (5), and verifying its value against the (scaled) random distances $\delta_{ij}/\lambda_{max}$, with δ_{ij} as chosen at the beginning. The equality of the desired and computed distances are, repeatably, satisfied, thus verifying the correctness of the construction and both, Theorems 1 and Theorem 2, experimentally. Enlarging the dimensions or number of points, however, quickly shows that the construction scales badly, since the dimension of the larger space grows quadratically with the number of points. Thus, the construction is practically feasible at best for a small number of points and hence clusters.

An adversarial use of Theorem 2, yet up to experimental validation in follow-up work, to forge a clustering may then proceed along the following recipe:

1. Fix a value $\varepsilon > 0$ such that all points are pairwise more than ε apart in the Euclidean distance (the computation of ε is a closest-pair of points search problem).

2. Inside the space \mathbb{R}^h with $h = \binom{m}{2}$, associate $m-1$ random points $\mathbf{z}_{i,s} \in \mathbb{R}^h$ for $s = 1, 2, \dots, i-1, i+1, \dots, m$ to each $\mathbf{y}_i \in \mathbb{R}^\ell \subset \mathbb{R}^h$ within an Euclidean distance $\|\mathbf{z}_{i,s} - \mathbf{y}_i\|_2 < \varepsilon$, for $i = 1, 2, \dots, m$.
3. For each pair $\mathbf{y}_i, \mathbf{y}_j$ of distinct vectors (assuming $i < j$), pick a distance value $\delta_{ij} > 0$, and assign this distance to a pair of representatives $\mathbf{z}_{i,a}, \mathbf{z}_{j,b}$ for some neighbor (indexed as a) of \mathbf{y}_i and another neighbor (indexed as b) of \mathbf{y}_j . Mark these two neighbors as “used”, and for the next distance, choose the neighbors afresh.
4. Construct the quadratic form q as prescribed in Sect. 2.1, and by scaling with the factor α (eq. (4)), define the quadratic form $Q(\mathbf{x})$ (eq. (5)) and induced norm $\|\mathbf{x}\|_Q$ (eq. (6)).

A practical difficulty comes up with the dependence of α on both, ε and the set of chosen neighbors \mathbf{z} around the given data points. That is, we cannot choose the distances among the \mathbf{z} -vectors independently of ε , since these distances will scale by a factor that indirectly depends on ε and is outside our full control. In that sense, the parameterization of the algorithm needs care. We will come back to the parameterization in Section 4.2 and Section 4.3, when we describe how we chose the parameters to drive the algorithms towards the desired results.

5. Run the clustering, telling the algorithms to, e.g., use some chosen points as cluster centers, assigning all points within ε -distance, measured by the metric that $\|\cdot\|_Q$ induces, to the respective cluster. By designing the distances between the cluster centers accordingly to be less than ε or (much) larger than ε , one can either merge several cluster centers, or keep them separated, just as desired.

Since this is a one-to-one association of virtual cluster centers to points, one may need parameterize the algorithms accordingly, or put the points $\mathbf{z}_{i,j}$ into close neighborhood of one another (for distinct i) or far away, such that the algorithm returns the desired results. We will demonstrate this for DBSCAN and k -Means.

The experimental verification of Theorem 3 is done along using its constructed ε -semimetric to manipulate standard clustering algorithms. The next sections are devoted to a demonstration of this. In addition, the verification of Theorem 3 went successful along the same lines as outlined above for Theorem 1 and Theorem 2, with the additional verification of the triangle inequality to hold up to the additive ε -error. This was successfully verified in another Octave script.

4.2 Manipulating k -Means

We tested the construction towards manipulating the well-known k -Means clustering. The experiment followed these steps, all implemented in an Octave script:

1. Generation of a set of n points $\mathbf{y}_1, \dots, \mathbf{y}_m \in \mathbb{R}^\ell$ uniformly at random (as in Section 4.1).
2. Run through the list $\mathbf{y}_1, \dots, \mathbf{y}_m$ and to each y_i , assign a random but fixed class $class(\mathbf{y}_i) \in \mathcal{U}(\{1, 2, 3\})$, *irrespectively* of any features of \mathbf{y}_i (i.e., independent of its location relative to other points).

Figure 5 shows an example of the inputs to the algorithm as constructed in this step, already assigning the desired class (here chosen at random). To visualize the input the plot of point cloud uses different symbols to represent the desired classes. Visually this confirms that the classes, since chosen at random, have nothing to do with any geometric proximity (at least if it were the Euclidean distance).

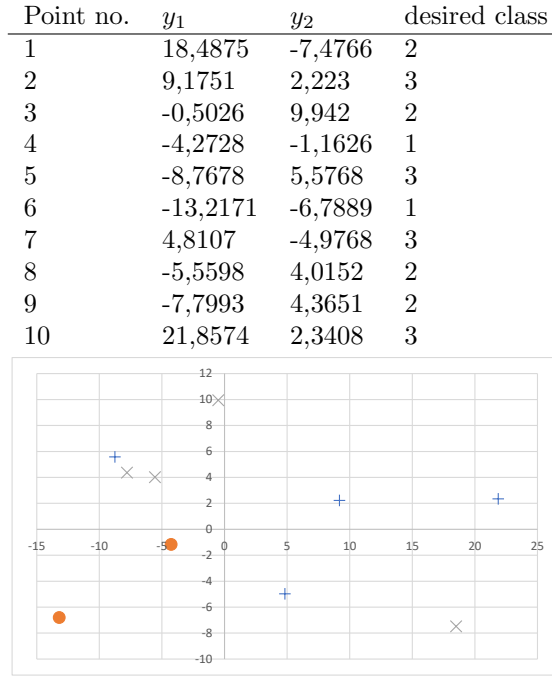


Figure 5: 10 example points with spatial locations, and markers representing the different *desired* classes

3. To assign the distances between points of the same cluster, versus distances between points in distinct clusters, we determined the closest pair of points among the set Y at distance $\delta_0 = \min_{i,j} \|\mathbf{y}_i - \mathbf{y}_j\|_2$. We likewise computed the largest separation as $\delta_1 = \max_{i,j} \|\mathbf{y}_i - \mathbf{y}_j\|_2$. Based on δ_0, δ_1 , we defined the “small distance” to be $\delta_{small} = \frac{1}{200} \cdot \delta_0$, and a “large distance” to be $\delta_{large} = 200 \cdot \delta_1$.
4. Iterating over all pairs $\mathbf{y}_i, \mathbf{y}_j$ (with $i \neq j$), we assigned the desired distances

between them as follows:

$$\delta_{ij} = \begin{cases} \delta_{small} & \text{if } class(\mathbf{y}_i) = class(\mathbf{y}_j), \\ \delta_{large} & \text{if } class(\mathbf{y}_i) \neq class(\mathbf{y}_j) \end{cases}$$

Using these values δ_{ij} , we constructed the norm $\|\cdot\|_Q$ in the (large-dimensional) space \mathbb{R}^h as described in Section 2.1 and Section 2.2, and defined the ε -semimetric as $\tilde{d}(x, y) := \|(\mathbf{x}, PRG(\mathbf{x}, \mathbf{y})) - (\mathbf{y}, PRG(\mathbf{y}, \mathbf{x}))\|_Q$, where $PRG(seed)$ is Octave’s built-in pseudorandom number generator with the seed value $seed$ (computed from both, $\mathbf{x} = (x_1, \dots, x_\ell)$ and $\mathbf{y} = (y_1, \dots, y_\ell)$ as $seed(\mathbf{x}, \mathbf{y}) = 0.9 \cdot \frac{\varepsilon}{\sqrt{h}} \cdot (\prod_i x_i) \cdot (\sum_j y_j)$). This formula was chosen *arbitrarily*, and can be replaced by any (other) formula to produce a seed for (\mathbf{x}, \mathbf{y}) differently to a seed produced from (\mathbf{y}, \mathbf{x}) , only subject to satisfy the properties (9), (10) that the proof of Theorem 3 requires.

The verification of the quadratic form q giving the desired distances works exactly is shown in Table 2, and we refrain from repeating another table showing similar results.

To verify our setup, we evaluated the distances inside a cluster, as well as the distances between clusters. Table 3 shows a snapshot of one (out of many runs), confirming that the distances are small inside a cluster and large between any two clusters. To avoid very small and very large numbers causing numeric issues, we used the unscaled version (i.e., without the downscaling by the largest eigenvalue as in (4)) of the quadratic form here, which does no change to the desired relations of which points are close to one another and which are far away from each other. The experiments nicely show how the clusters are separated by a large distance at least (proportional to δ_{large}), while points within the same cluster are separated by a small distance at most (proportional to δ_{small}).

With this setup, we ran a slightly adapted version of the k -Means implementation provided by [9]. The change we made was twofold, namely:

- We adapted the function to take our ε -semimetric to compute distances,
- and we kept the number of iterations in the algorithm fixed by not letting it terminate earlier than before reaching the maximum number of iterations.

The k -Means algorithm then received the following input: we computed the desired cluster centers by grouping and averaging the points \mathbf{y}_i according to their cluster. The cluster centers computed (also reproducible from the table in Figure 5), are shown in Table 3a.

That is, the cluster center for the class c is the arithmetic mean of all points \mathbf{y}_i to which we assigned $class(\mathbf{y}_i) = c$, and this was done for all classes. The resulting cluster centers were then included in the data points (see Table 4, columns to the left of the vertical separator line) on which we constructed the metrics following the setup steps above, and put in front of the list of input points to the k -Means algorithm. This covers two versions of how k -Means can

Table 3: Separation within and between clusters

(a) Cluster centers (= averages of all desired cluster points)

Cluster	Center	
1	-8.7450	-3.9758
2	1.1565	2.7114
3	6.7688	1.2909

(b) Maximum distance within a cluster

Cluster	1	2	3
distance within	0.0077013	0.0079287	0.008057

(c) Minimum distance between two clusters

Cluster	1	2	3
1		7248.6	7248.6
2	7248.6		7248.6
3	7248.6	7248.6	

be applied: we can either directly supply it with the cluster centers (this is what our implementation does), and let it run on the given data points (which then include the cluster centers accordingly). Alternatively, we can refrain from supplying cluster centers, in which case k -Means (in the given implementation) would take the first k points as cluster centers to start with if there are k classes. Since we have put the cluster centers upfront in the list, the algorithm will in both cases be initialized identically.

Results: We found that the construction is numerically relatively unstable, since the eigenvalues of the matrix \mathbf{A} to construct the quadratic form in some cases fell out of the numerical scope of the machine precision. Whenever the experiment completed without over- or underflows, however, the clustering of k -Means came up *exactly as we desired*. Table 4 shows the results of k -Means in the column “by k -Means”. It is directly visible that k -Means produced just the random classes assigned. The experiment is repeatable with a freshly seeded random number generator each time, and confirmed the findings also over many independent repetitions. We also let the algorithm run on cluster centers that were simply chosen as arbitrary z -neighbors of some point within the desired cluster, but not the direct arithmetic mean of the cluster as such. This made the algorithm frequently update (shift) the cluster center, which due to the construction of our quadratic form, led to strong changes in the distances as were computed. The resulting cluster assignments were, in that case, far off what we desired them to be. The choice of the arithmetic mean of the desired points to be the cluster centers, on the contrary, will effectively let the algorithm re-compute the same cluster center over and over again, so that the distances

that we designed really come up as desired. This leads to the results reported above.

4.3 Manipulating DBSCAN

With the same setup as for k -Means, we let DBSCAN do a clustering for us, with the following differences to section 4.2:

- No inclusion of pre-computed cluster centers; the data was given to DBSCAN just as it came out of the random generators
- The neighborhood size ϵ and minimum number $minPts$ of points within the ϵ -neighborhood was set to $\epsilon = \frac{\delta_{small} + \delta_{large}}{2}$ and $minPts = 2$.

Results: As far as the scalability issue concerns the construction of the norm $\|\cdot\|_Q$ on \mathbb{R}^h , this issue exists in all experiments and relates to the method in general. However, unlike k -Means, the experiments on DBSCAN ran without any numerical issues and always terminated, in all cases delivering an “isomorphic” clustering. That is, DBSCAN used a different naming (enumeration) of the classes, but there was always a one-to-one correspondence between the class c that DBSCAN assigned to the point y_i , and the (randomly desired) class $class(y_i)$. Table 4 shows the results in the column “by DBSCAN”, where it is visible that the cluster naming is not matching the original clusters, but remains “the same” via the one-to-one correspondence $\{1 \mapsto 3, 2 \mapsto 1, 3 \mapsto 2\}$, between the randomly assigned desired classes and those that DBSCAN recovered.

Table 4: Experimental verification of proportional pairwise distances, randomly assigned pairwise between 10 points in \mathbb{R}^2 . The right columns show what k -Means and DBSCAN recovered using the input data on the left, and our designed ε -semimetric to measure distances.

Point no.	y_1	y_2	random class	by k -means	by DBSCAN
1	18,4875	-7,4766	2	2	1
2	9,1751	2,223	3	3	2
3	-0,5026	9,942	2	2	1
4	-4,2728	-1,1626	1	1	3
5	-8,7678	5,5768	3	3	2
6	-13,2171	-6,7889	1	1	3
7	4,8107	-4,9768	3	3	2
8	-5,5598	4,0152	2	2	1
9	-7,7993	4,3651	2	2	1
10	21,8574	2,3408	3	3	2

5 Related Work

Notable in relation to our work are methods to design norms (and hence distance functions), detectors or other methods to become robust against noise, such as done in [4, 8, 17, 19, 22], or to account for, e.g., correlations in the data to define clusters [2]. In light of this, observe that our choice of the Euclidean norm is indeed itself arbitrary, and given the equivalence of all norms, more robust choices are compatible with our constructions. In particular, since we can allow the noise magnitude to be arbitrarily small towards imperceptibility [1] (as long as the resulting constructions remain numerically feasible), our methods can still work with noise-robust norms instead of the Euclidean norm as we used. It amounts to a change of multiplicative constants. Other work that tackles the problem of cluster center determination (such as we require for k -Means for example), is as well compatible with our constructions; noting that the cluster centers can be computed by any means, including sophisticated methods as in [11, 15], for example. In our case, whether the clustering algorithm will work well with the user-supplied cluster centers depends on how much the cluster centers may become adapted by the algorithm. For k -Means, as we tested above, letting the algorithm change the cluster centers destroys the designed effects and outcomes (see the experiments above).

A notable non-adversarial instance of the idea to replace the metrics used for clustering was also reported in [5], which designed the metric for separating real from adversarial examples to train generative adversarial networks (GANs). An idea similar to our deterministic addition of noise has also been used to improve the quality of clustering, such as done in [23], where the number of neighbors in increasing distance radii is used to map points into a high-dimensional feature space.

Many studies of clustering [1, 3, 5, 6, 20, 22, 23] are concerned with noise robustness or poisoning attacks (e.g., [13]), and demonstrate how sensitive the algorithm may become upon insertion of (even a few) adversarial examples. Our work extends these thoughts to not only poisoning the input to the algorithm, but also its configuration by replacing the distance functions a posteriori to justify some (desired) behavior. This is particularly problematic in, for example, recommender systems, as was thoroughly studied in [6]. Attacks similar to our setting were also reported as *adversarial backdoors* such as proposed by [21], but with our modification being not in the algorithm, but merely in its configuration.

An interesting possible countermeasure to our attack technique are methods of posterior cluster validation [10, 12], which may judge the “plausibility” of clusters on different means than our crafted metric. This is indeed conceptually close to the countermeasure that we propose as a prior commitment to the exact configuration of the clustering algorithm, including the choice of distance in particular. Such commitments would be up to independent party verification, and the cited reference offers an additional tool for such third-party verification to be done. Specifically some robust classification techniques, e.g., [18], work with specially designed metrics that should not be silently replaceable.

Some algorithm implementations (see, e.g., [14]) allow to specify and supply a dissimilarity matrix, specifying the ij -th element as the desired distance between data point \mathbf{y}_i and data point \mathbf{y}_j , not necessarily constraining this dissimilarity matrix to correspond to any topological metric. A famous related result is Schoenberg’s criterion [16], which gives conditions on a matrix to correspond to Euclidean distances of points placed in some (possibly high-dimensional) space. Constructive proofs of Schoenberg’s criterion take the norm as fixed (to be Euclidean), and desired distances, and from this determine the placement of points such that they are in consistent locations. Our work uses the same three items, but two different ingredients for the third item as outcome: we first fix the distances, and place the points in the space, and from there, construct a metric that puts the points into the desired distance from each other (although their locations are fixed).

6 Discussion

Our results illustrate a systematic threat to arise if a data processor is not open on the metrics and algorithmic details of the applied clustering algorithm. Suppose that the data processor would keep the algorithm details, including its configuration parameters, as a business secret, then the following scenario would instantly become possible: two customers, both with very similar, but not entirely identical, features show up and ask for a credit loan. A similarity-based clustering like k -Means or DBSCAN would be expected to classify both persons in the same way, meaning that both would or both would not get the credit loan.

However, if the provider is malicious and decides to subjectively judge yet pretend to be objective by “leveraging artificial intelligence”, it can craft the metric $\|\cdot\|_Q$ in a way to put customer #1 into the rejection and customer #2 into the acceptance bin for the credit decision, irrespectively of the fact that they have almost the same properties. Conversely, the malicious provider can also include a desired customer with entirely different properties in either the “accept” or “reject” bin, by crafting the metric accordingly.

Upon accusations from third parties, it is then even possible to claim that the function \tilde{d} as constructed to discriminate the customers is indeed a metric in the mathematical sense. It only differs from a true metric by a violation of the triangle inequality up to an additive error of ε . However, making ε smaller than the machine precision will make \tilde{d} practically indistinguishable from a real metric, at least on the computer where the clustering shall be demonstrated practically (e.g., to settle a court argument).

Although experimentally verifiable, the procedure does not scale well as the experiments with k -Means have shown. It is imaginable to implement the whole scheme with arbitrary precision arithmetic using suitable libraries². The algorithms used here were selected for their simplicity and availability as “bare

²Wikipedia provides a comprehensive list at https://en.wikipedia.org/wiki/List_of_arbitrary-precision_arithmetic_software

bones implementation”, void of complicated overheads for integration in larger libraries. This choice was aimed at easing matters of verification and reproduction of results in this work. Future studies may thus try to use off-the-shelf implementations of the same or more powerful clustering algorithms in other programming languages such as Python or similar. This work is intended as a mere first step. Extending the experiments to more advanced clustering algorithms than the two basic ones that we have used here, is a further direction of future work.

7 Conclusion

The lesson we learned from our study and experiments is the inevitable need to enforce transparency and an a priori commitment to algorithms, parameters, metrics and all details of a clustering algorithm before applying it to data. Our “attacks” depend on the possibility of an a posteriori manipulation of the algorithms to justify a desired result. This possibility can include reproducing a past set of legitimate clustering decisions and may only affect a manipulation of a single or a few data points (simply set the distances accordingly to match an honest setup, and only set some values to distances of malicious desire).

The operational principles to derive from these insights are well known and standard in cryptography, known as Kerckhoffs’ principle, and elsewhere also called a “nothing-up-my-sleeve” design choice³. The idea is to explain where design choices, even if they refer to seemingly arbitrary constants, come from, and are not due to some hidden agenda of the designer (“nothing up my sleeve”).

The principle is the same here: the implementer and user of the clustering algorithm should be obliged to explain all design choices and transparently and publicly commit to them before letting the algorithms become operational. If not, then a posteriori manipulations, just as we have demonstrated, become possible.

References

- [1] A. Aydin, D. Sen, B. T. Karli, O. Hanoglu, and A. Temizel. Imperceptible Adversarial Examples by Spatial Chroma-Shift. In *Proceedings of the 1st International Workshop on Adversarial Learning for Multimedia*, ADVIM ’21, pages 8–14, New York, NY, USA, Oct. 2021. Association for Computing Machinery.
- [2] A. Beer, D. Kazempour, L. Stephan, and T. Seidl. LUCK- Linear Correlation Clustering Using Cluster Algorithms and a kNN based Distance Function. In *Proceedings of the 31st International Conference on Scientific*

³This term stems from the field of symmetric cryptography, where constants in algorithms are chosen in a way that allows to re-calculate the constant (e.g., use a hexadecimal representation of $\sqrt{2}$ as is done in some hashing algorithms or similar).

- and *Statistical Database Management*, SSDBM '19, pages 181–184, New York, NY, USA, July 2019. Association for Computing Machinery.
- [3] B. Biggio, I. Pillai, S. Rota Bulò, D. Ariu, M. Pelillo, and F. Roli. Is data clustering in adversarial settings secure? In *Proceedings of the 2013 ACM Workshop on Artificial Intelligence and Security*, AISec '13, pages 87–98, New York, NY, USA, Nov. 2013. Association for Computing Machinery.
 - [4] Y. Chen, L. Cai, W. Cheng, and H. Wang. Super-Resolution Coding Defense Against Adversarial Examples. In *Proceedings of the 2020 International Conference on Multimedia Retrieval*, ICMR '20, pages 189–197, New York, NY, USA, June 2020. Association for Computing Machinery.
 - [5] G. Dai, J. Xie, and Y. Fang. Metric-based Generative Adversarial Network. In *Proceedings of the 25th ACM International Conference on Multimedia*, MM '17, pages 672–680, New York, NY, USA, Oct. 2017. Association for Computing Machinery.
 - [6] Y. Deldjoo, T. D. Noia, and F. A. Merra. A Survey on Adversarial Recommender Systems: From Attack/Defense Strategies to Generative Adversarial Networks. *ACM Computing Surveys*, 54(2):35:1–35:38, Mar. 2021.
 - [7] J. W. Eaton, D. Bateman, S. Hauberg, and R. Wehbring. *GNU Octave version 7.1.0 manual: a high-level interactive language for numerical computations*, 2022.
 - [8] J. Gao, R. E. Carrillo, and K. E. Barner. LLp metric based robust clustering. In *2009 43rd Annual Conference on Information Sciences and Systems*, pages 747–750, Mar. 2009.
 - [9] S. Ghatak. DBSCAN, Feb. 2017. includes also k-means; <https://github.com/devil1993/DBSCAN>; snapshot downloaded/saved on October 4th, 2022.
 - [10] A. José-García and W. Gómez-Flores. A survey of cluster validity indices for automatic data clustering using differential evolution. In *Proceedings of the Genetic and Evolutionary Computation Conference*, GECCO '21, pages 314–322, New York, NY, USA, June 2021. Association for Computing Machinery.
 - [11] S. S. Khan and A. Ahmad. Cluster center initialization algorithm for K-means clustering. *Pattern Recognition Letters*, 25(11):1293–1302, Aug. 2004.
 - [12] R. Krishnamoorthy and S. S. Kumar. A new inter cluster validation method for unsupervised clustering techniques. In *2013 International Conference on Communication and Computer Vision (ICCCV)*, pages 1–5, Dec. 2013.

- [13] G. Liu, I. Khalil, and A. Khreishah. Using Single-Step Adversarial Training to Defend Iterative Adversarial Examples. In *Proceedings of the Eleventh ACM Conference on Data and Application Security and Privacy*, CO-DASPY '21, pages 17–27, New York, NY, USA, Apr. 2021. Association for Computing Machinery.
- [14] L. McInnes, J. Healy, and S. Astels. Comparing Python Clustering Algorithms — hdbscan 0.8.1 documentation. https://hdbscan.readthedocs.io/en/latest/comparing_clustering_algorithms.html, 2016.
- [15] K. K. Saab. Estimation of cluster centroids in presence of noisy observations. In *2016 IEEE MIT Undergraduate Research Technology Conference (URTC)*, pages 1–4, Nov. 2016.
- [16] I. J. Schoenberg. Remarks to Maurice Frechet’s Article “Sur La Definition Axiomatique D’Une Classe D’Espace Distances Vectoriellement Applicable Sur L’Espace De Hilbert. *The Annals of Mathematics*, 36(3):724, July 1935.
- [17] S. B. Shah, P. Raval, H. Khakhi, and M. S. Raval. Frequency Centric Defense Mechanisms against Adversarial Examples. In *Proceedings of the 1st International Workshop on Adversarial Learning for Multimedia*, ADVM '21, pages 62–67, New York, NY, USA, Oct. 2021. Association for Computing Machinery.
- [18] Y. Wang, J. Zheng, X. Liu, and B. Lang. Robust clustering for social annotated images. In *Proceedings of the Fifth International Conference on Internet Multimedia Computing and Service*, ICIMCS '13, pages 87–92, New York, NY, USA, Aug. 2013. Association for Computing Machinery.
- [19] X.-h. Wu. Noise Clustering Using a New Distance. In *2006 IEEE International Conference on Information Acquisition*, pages 1015–1020, Aug. 2006.
- [20] Y. Xie, S. Shekhar, and Y. Li. Statistically-Robust Clustering Techniques for Mapping Spatial Hotspots: A Survey. *ACM Computing Surveys*, 55(2):36:1–36:38, Jan. 2022.
- [21] Q. Zhang, Y. Ding, Y. Tian, J. Guo, M. Yuan, and Y. Jiang. AdvDoor: Adversarial backdoor attack of deep learning system. In *Proceedings of the 30th ACM SIGSOFT International Symposium on Software Testing and Analysis*, ISSTA 2021, pages 127–138, New York, NY, USA, July 2021. Association for Computing Machinery.
- [22] R. Zhang, H. Tong, Y. Xia, and Y. Zhu. Robust Embedded Deep K-means Clustering. In *Proceedings of the 28th ACM International Conference on Information and Knowledge Management*, CIKM '19, pages 1181–1190, New York, NY, USA, Nov. 2019. Association for Computing Machinery.

- [23] T.-T. Zhang and B. Yuan. Density-Based Multiscale Analysis for Clustering in Strong Noise Settings With Varying Densities. *IEEE Access*, 6:25861–25873, 2018.