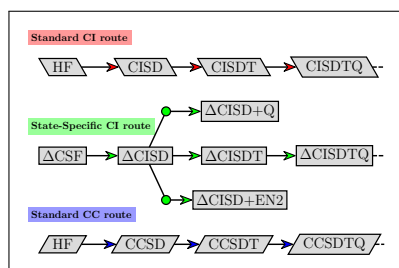


State-Specific Configuration Interaction for Excited States

Fábris Kossoski^{1, a)} and Pierre-François Loos^{1, b)}

Laboratoire de Chimie et Physique Quantiques (UMR 5626), Université de Toulouse, CNRS, UPS, France

We introduce and benchmark a systematically improvable route for excited-state calculations, state-specific configuration interaction (Δ CI), which is a particular realization of multiconfigurational self-consistent field and multireference configuration interaction. Starting with a reference built from optimized configuration state functions, separate CI calculations are performed for each targeted state (hence state-specific orbitals and determinants). Accounting for single and double excitations produces the Δ CISD model, which can be improved with second-order Epstein-Nesbet perturbation theory (Δ CISD+EN2) or a posteriori Davidson corrections (Δ CISD+Q). These models were gauged against a vast and diverse set of 294 reference excitation energies. We have found that Δ CI is significantly more accurate than standard ground-state-based CI, whereas close performances were found between Δ CISD and EOM-CC2, and between Δ CISD+EN2 and EOM-CCSD. For larger systems, Δ CISD+Q delivers more accurate results than EOM-CC2 and EOM-CCSD. The Δ CI route can handle challenging multireference problems, singly- and doubly-excited states, from closed- and open-shell species, with overall comparable accuracy, and thus represents a promising alternative to more established methodologies. In its current form, however, it is only reliable for relatively low-lying excited states.



I. INTRODUCTION

Most molecular electronic structure methods rely on different descriptions for ground and excited states. The ground state is described first, at a given level of theory, providing a baseline for later accessing the excited states, which in turn makes use of another approach or a distinct formalism altogether. For example, Kohn-Sham (KS) density-functional theory (DFT) is a ground-state method,¹⁻³ whereas the excited states are obtained later with a linear response treatment of time-dependent density-functional theory (TDDFT).⁴⁻⁷ Similarly, the coupled-cluster (CC)⁸⁻¹¹ equations are solved for the ground state, whereas a diagonalization of the similarity-transformed Hamiltonian is implied in excited-state calculations based on the equation-of-motion (EOM)^{12,13} or linear-response^{14,15} formalisms. Within configuration interaction (CI) methods,¹⁶ the underlying formalism is the same for ground and excited states, but typical implementations also rely on a special treatment for the ground state, given the use of ground-state Hartree-Fock (HF) orbitals and the fact that the truncated CI space is spanned by excitations from the ground-state HF determinant.

Whereas the above-mentioned methods rely on a single determinant reference, enlarging the reference space with more than one determinant gives rise to multi-reference approaches. In multiconfigurational self-consistent field (MCSCF),¹⁷⁻²⁰ the

wave function is expanded as a linear combination of an arbitrary set of determinants, and the orbitals (and the coefficients of these determinants) are optimized to make the energy stationary. The most employed type of MCSCF is complete active space self-consistent field (CASSCF),¹⁸ which allows for all determinants generated by distributing a given number of electrons in a given number of active orbitals. Multireference CI (MRCI) offers a route to go beyond MCSCF by considering excited determinants generated from the reference space, which in practice is limited to single and double excitations (MRCISD). The MRCISD energy can be further improved with so-called Davidson corrections.²¹⁻²³

Apart from multireference approaches,^{23,24} single-reference excited state methods entail a formal distinction between the targeted excited states and the ground state. It is thus important to devise methods that minimize this unbalance as much as possible, aiming at a more unified description of ground and excited states, while keeping a modest computational cost. This also means a more balanced description among the excited states, and here we highlight the case of singly- and doubly-excited states, which differ by the number of excited electrons during the electronic transition. Most excited-state methodologies either fail to properly describe doubly-excited states or require higher-order excitations to be accounted for.²⁵ In this sense, a methodology that offers a comparable accuracy for singly- and doubly-excited states would be equally desirable.

MCSCF methods can be either state-averaged, when the reference space is optimized for an ensemble of (typically equally weighted) states, or state-specific, when the optimization is performed for one targeted state. The state-averaged

^{a)}Electronic mail: fkossoski@irsamc.ups-tlse.fr

^{b)}Electronic mail: loos@irsamc.ups-tlse.fr

strategy is much more used in practice, mostly because of the more straightforward and reliable orbital optimization and the easier calculation of transition properties (given the common set of orbitals), when compared to the state-specific approach.^{26–33} However, state-averaged MCSCF faces several issues. It struggles to describe higher-lying states or a large number of states, the orbitals may favor some states in the detriment of others,^{34–37} the potential energy curves can become discontinuous,^{36,38,39} and the calculation of energy derivatives is complicated by the energy averaging.^{40–42} Many if not all of these problems do not appear in state-specific MCSCF, which in turn has to deal with a more challenging orbital optimization problem.

In light of these motivations, there has been an ever-growing interest in state-specific MCSCF,^{36,37,43,44} and state-specific methods in general. The general principle is to employ a single formalism, approaching each state of interest independently, and without resorting to any prior knowledge about the other states. The first and probably the most well-known state-specific method is Δ SCF,^{45,46} where excited states are described by a single determinant and represent higher-lying solutions of the HF or KS equations. By optimizing the orbitals for a non-Aufbau determinant, Δ SCF attempts to recover relaxation effects already at a mean-field level. There is a growing body of evidence showing that DFT-based Δ SCF usually outperforms TDDFT,^{43,47–56} most notably for doubly-excited and charge transfer states.^{50,51} However, Δ SCF still represents a major limitation to open-shell singlet states, because of strong spin-contamination associated with the single-determinant ansatz. Restricted open-shell Kohn-Sham (ROKS)^{47,57} offers one way around this problem, by optimizing the orbitals for a Lagrangian that considers both the mixed-spin determinant and the triplet determinant with spin projection $m_s = 1$. In wave-function-based methods, excited-state mean field (ESMF) theory^{43,52,53} has been proposed as a state-specific MCSCF alternative to excited states. In the ESMF approach, excited-state orbitals are optimized for a CI with single excitations (CIS) ansatz,¹⁶ and energies can be further corrected with second-order Møller-Plesset (MP2) perturbation theory.^{43,58} An extension of ESMF to DFT has also been proposed.⁵⁹ Variants of CC methods that directly target excited states have also been actively pursued.^{60–63}

An important practical question for all the aforementioned methods concerns the optimization of orbitals for excited states, which typically appear as saddle point solutions in the orbital parameter space,^{44,63–66} therefore being more difficult to obtain than ground-state solutions.^{67–69} In this sense, specialized algorithms for obtaining excited-state orbitals have been proposed and developed by several groups.^{48–50,54,55} Related methods that aim at describing multiple states within the same theoretical framework, though usually in a state-averaged fashion, include CASSCF,¹⁸ ensemble DFT,^{70–79} and multi-state TDDFT.^{80–84}

II. STATE-SPECIFIC CI

Here we propose a particular realization of state-specific MCSCF and MRCI as a route for excited-state calculations. First, the orbitals are optimized at the MCSCF level comprising a minimal set of configuration state functions (CSFs), as illustrated in Fig. 1, which provides a state-specific reference. By running separate calculations for the ground state and for a targeted excited state, excitation energies can be obtained as the energy difference between the individual total energies. We label this approach Δ CSF, in close parallel to the Δ SCF method. When compared with larger MCSCF choices, the compactness of Δ CSF avoids redundant solutions and is expected to facilitate the convergence toward excited states. For a single CSF ansatz in particular, the CI coefficients are fixed by the desired spin eigenstate, eliminating the redundancies associated with the coupling between CI coefficients and orbital rotations. Furthermore, by being a proper eigenstate of the total spin operator, Δ CSF cures the spin-contamination problem of Δ SCF, thus leading to truly state-specific orbitals and an improved reference, particularly for singlet excited states. Finally, being a mean-field method [with an $O(N^5)$ computational cost associated with the integral transformation, where N is the number of basis functions], Δ CSF is intended to provide a balanced set of reference wave functions for a subsequent, more accurate calculation.

At this second stage, correlation effects are captured by performing separate MRCI calculations for each state. Since ground- and excited-state references are of mean-field quality and are state-specific, this particular type of MRCI calculation is labeled Δ CI here. When accounting for all single and double excitations, we obtain the Δ CISD model, which is now expected to provide decent excitation energies with an $O(N^6)$ computational scaling. Notice that, because we perform all singles and doubles with respect to each reference determinant, the maximum excitation degree is potentially higher than two (except of course for a one-determinant reference). This also applies to higher-order CI calculations. In this way, each state is described as much as possible in a state-specific way, with a different set of orbitals as well as determinants.

We can further compute the renormalized second-order Epstein-Nesbet (EN2) perturbation correction⁸⁵ from the determinants left outside the truncated CISD space of each calculation, giving rise to the Δ CISD+EN2 model. The EN2 perturbative correction involves a single loop over external determinants that are connected to the internal determinants via at most double excitations, thus entailing an overall $O(N^8)$ scaling associated with the number of quadruply-excited determinants. Despite this unfavorable scaling, the corresponding prefactor of the EN perturbative correction is rather small, making such calculations still affordable. Alternatively, we could calculate one of the several types of a posteriori Davidson corrections^{21–23} in a state-specific fashion, leading to a Δ CISD+Q approach. We recall that computing Davidson corrections is virtually free, such that Δ CISD+Q presents the same computational cost and $O(N^6)$ scaling as Δ CISD.⁸⁶

The remaining question is how to build an appropriate reference for each state of interest. Our general guideline is to select

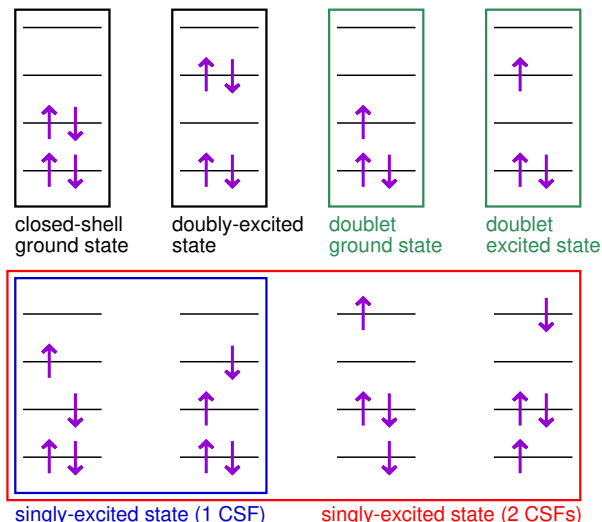


FIG. 1. Types of configuration state functions (CSFs) employed as a reference for different classes of excited states in our Δ CSF and Δ CISD approaches.

the smallest set of CSFs that provides a qualitatively correct description of the state of interest, as shown in Fig. 1. Here we adopted the spin-restricted formalism. The HF determinant is the obvious choice for the ground state of closed-shell singlets. For singly-excited states of closed-shell systems, we chose either one or two CSFs, depending on each particular excited state. For most cases, a single CSF associated with two unpaired electrons should be enough. Some excited states, however, display a strong multireference character, like those of N_2 , CO_2 , and acetylene, thus requiring two CSFs. For genuine doubly-excited states where a pair of opposite-spin electrons are promoted from the same occupied to the same virtual orbital, we selected a single determinant associated with the corresponding double excitation. In turn, open-shell doubly-excited states were described with a single open-shell CSF (just as for most singly-excited states). For ground and excited states of open-shell doublets, a single-determinant restricted open-shell HF reference is adopted as well.

As mentioned before, our Δ CISD approach can be seen as a type of MRCI, though with two key differences with respect to typical realizations of MRCI.²³ First, it relies on a minimal set of CSFs as the reference space, whereas in typical applications of MRCI the reference is built from a much larger complete active space. This means that the CI space becomes more amenable in the former approach, enabling calculations for larger systems. The second important difference is that the reference in Δ CISD is state-specific, which is expected to favor the overall fitness of the orbitals when compared with state-averaged orbitals of standard MRCI (whenever excited states are involved). Δ CISD also resembles the ESMF theory^{43,52,53} of Neuscamman and coworkers in their underlying motivation: a state-specific mean-field-like starting point, subject to a subsequent treatment of correlation effects. In Δ CISD, however, the starting point is much more compact and arguably closer to a mean-field description than the CIS-like ansatz of ESMF.

This makes the CI expansion up to double excitations feasible in our approach, though not in ESMF, which in turn resorts to generalized MP2 to describe correlation.^{43,58} This Δ CSF ansatz has already been suggested as a more compact alternative to the ESMF one,⁵² but again in the spirit of recovering correlation at the MP2 level, whereas we propose a state-specific CISD expansion, that could be followed by Davidson or EN2 perturbative corrections.

III. COMPUTATIONAL DETAILS

Our state-specific CI approach was implemented in `QUANTUM PACKAGE`,⁸⁵ whose determinant-driven framework provides a very convenient platform for including arbitrary sets of determinants in the CI expansion. In this way, we can easily select only the determinants that are connected to the reference determinants according to a given criterion provided by the user. On top of that, the state-specific implementation further profits from the *configuration interaction using a perturbative selection made iteratively* (CIPSI) algorithm⁸⁷⁻⁹⁰ implemented in `QUANTUM PACKAGE`, which allows for a large reduction of the CI space without loss of accuracy. At each iteration of the CIPSI algorithm, the CI energies are obtained with the Davidson iterative algorithm,⁹¹ which is ended when the EN2 perturbation correction computed in the truncated CI space lies below $0.01 mE_h$.⁹⁰ Our state-specific CI implementation can be employed for different selection criteria for the excited determinants, based for example on the seniority number,⁹² the hierarchy parameter,⁹³ or the excitation degree. Here, we considered the more traditional excitation-based CI. After the CI calculation, we computed the renormalized EN2 perturbation correction⁸⁵ from the determinants left outside the truncated CI space, which is relatively cheap because of the semi-stochastic nature of our algorithm.⁹⁴ We also evaluate the seven variants of Davidson corrections discussed in Ref. 23.

To get state-specific orbitals, we first run a CIS calculation and obtained the natural transition orbitals (NTOs),⁹⁵ which proved to be more suitable guess orbitals than the canonical HF orbitals. The dominant hole and particle NTOs are taken as the singly-occupied orbitals, and for pronounced multireference states, the second most important pair of NTOs was also considered (as illustrated in Fig. 1). For the doubly-excited states, a non-Aufbau occupation of the canonical HF orbitals were used as guess orbitals, based on the expected character of the excitation. The orbital optimization was performed with the Newton-Raphson method, also implemented in `QUANTUM PACKAGE`.^{63,65}

Having our state-specific approaches presented, our main goal here is to assess their performance in describing electronic excited states. For that, we calculated vertical excitation energies for an extensive set of 294 electronic transitions, for systems, states, and geometries provided in the QUEST database.⁹⁶ We considered small-^{97,98} and medium-sized^{99,100} organic compounds, radicals and “exotic” systems,¹⁰¹ and doubly-excited states.⁹⁸⁻¹⁰⁰ The set of excited states comprises closed-shell (singlets and triplets) and open-shell (doublets) systems, ranging from one up to six non-hydrogen atoms, and

of various characters (valence and Rydberg states, singly- and doubly-excited states). We employed the aug-cc-pVDZ basis set for systems having up to three non-hydrogen atoms, and the 6-31+G(d) basis set for the larger ones. We compared the excitation energies obtained with our state-specific approaches against more established alternatives, such as CIS,¹⁰² CIS with perturbative doubles [CIS(D)],^{103,104} CC with singles and doubles (CCSD)^{13,105–107} and the second-order approximate CC with singles and doubles (CC2),^{108,109} the latter two understood as EOM-CC. The excitation energies obtained with the different methodologies were gauged against very accurate reference values, of high-order CC or extrapolated full CI quality.^{97–101} The complete set of reference methods and energies are provided in the [Supporting Information](#).

IV. RESULTS AND DISCUSSION

A. Orbital optimization

Our first important result is that the combination of the Newton-Raphson method starting with NTOs proved to be quite reliable in converging the Δ CSF ansatz to excited-state solutions. To a great extent, this is assigned to the compact reference of Δ CSF, which avoids redundant solutions associated with larger MCSCF references. In most cases, the orbitals are optimized with relatively few iterations (typically less than 10), and to the correct targeted state. A second-order method such as Newton-Raphson is required if the targeted solution is a saddle point in the orbital rotation landscape, which is expected to be the case for excited states.^{44,66}

At convergence, the number of negative eigenvalues of the orbital Hessian matrix, i.e., the saddle point order, can provide further insights about the topology of the solutions for a given CSF ansatz. The full list of saddle point orders is shown in the [Supporting Information](#). For the closed-shell systems, we found that the lowest-lying solution (global minimum) obtained with the open-shell CSF is always an excited state since it cannot properly describe the closed-shell character of the ground state. In turn, higher-lying excited states tend to appear as saddle points, with increasing order as one goes up in energy, even though this behavior is not very systematic. It was not uncommon, for example, to encounter two different excited states as local minima or sharing the same saddle point order. For some systems, we searched for symmetry-broken solutions of excited states by rotating the orbitals along the direction associated with a negative eigenvalue of the orbital Hessian, but this procedure leads to solutions representing a different state. We did not explore this exhaustively though, and we cannot rule out the existence of symmetry-broken excited-state solutions. It is also worth mentioning that the starting orbitals typically presented a much larger number of negative Hessian eigenvalues, which decreased in the course of orbital optimization. This means that the saddle point order cannot be anticipated based on information about the unrelaxed orbitals or the expected ordering of the states.

Importantly, state-specific solutions could be found for different types of states, including singly- and doubly-excited

states, for closed-shell singlets and open-shell doublets, and for the first as well as higher-lying states of a given point group symmetry. For this last class of states, however, our single CSF approach is not always reliable, specially for fully symmetric higher-lying states. In some cases, a closed-shell determinant is also important (as revealed by the subsequent CISD calculation) but remains outside the open-shell CSF reference. In these situations, employing both open- and closed-shell determinants in the reference is expected to improve the description of these higher-lying excited states, and we plan to explore this approach in the future. More generally, convergence issues would be expected at energies displaying a high density of excited states.

The excited-state reference could also be based on single-determinant Δ SCF orbitals, rather than the Δ CSF orbitals we have adopted. However, the former method is heavily spin-contaminated, being an exact mixture of singlet and triplet, whereas the latter method targets one spin multiplicity at a time. In this way, the excitation energies obtained with Δ SCF appear above (for singlets) and below (for triplets) the single energy obtained with Δ SCF, overall improving the comparison with the reference values. In turn, we compared Δ SCF and Δ CSF excited-state orbitals for Δ CISD calculations, and found overall little differences in the excitation energies. Still, we think Δ CSF is preferable because it delivers truly state-specific orbitals, whereas Δ SCF produces the same orbitals for the singlet and triplet states, and is thus less state-specific.

B. State-specific vs standard CI

The state-specific Δ CI approach offers a well-defined route towards full CI by increasing the excitation degree, in analogy with standard ground-state-based CI methods. We explored both routes by calculating 16 excitation energies for small systems, by considering up to quadruple excitations (full set of results are available in the [Supporting Information](#)). Even though this is a small set for obtaining significant statistics, it is enough to showcase the main trends when comparing state-specific and ground-state-based CI methods. The mean signed error (MSE), mean absolute error (MAE), and root-mean-square error (RMSE) are shown in Table I. The convergence for standard CI is quite slow, with CISD largely overestimating the excitation energies, CISDT leading to more decent results, which are improved at the CISDTQ level. In turn, we found that Δ CI displays much more accurate results and accelerated convergence than their ground-state-based counterparts. Already at the Δ CISD level, the accuracy is far superior to that of standard CISD, being comparable to CISDT. Going one step further (Δ CISDT) does not lead to a visible improvement, whereas the state-specific quadruple excitations of Δ CISDTQ recover much of the remaining correlation energy of each state, hence the very accurate excitation energies. These observations parallel the common knowledge that the ground state correlation energy is mostly affected by the double excitations, and that quadruples are more important than triples, meaning that the state-specific Δ CI approach manages to capture correlation effects in a reasonably balanced way for ground and excited states. This

also motivates us to investigate various flavors of Davidson correction, which attempts to capture the missing contribution from the quadruple excitations. As will be discussed in more detail later, the popular Pople correction,²² labeled $\Delta\text{CISD}+\text{PC}$ from hereon, was found to be somewhat more accurate than the others. The comparable MAEs of ΔCISD and CISDT can be understood from the observation that the doubly-excited determinants accessed from the excited-state reference can only be achieved via triple excitations from the ground-state reference. The comparison between state-specific and ground-state-based CI for a given excitation degree (ΔCISD against CISD and ΔCISDTQ against CISDTQ) shows that the MAEs are reduced by one order of magnitude in the former route, when compared with the latter. No gain is observed from CISDT to ΔCISDT , though.

TABLE I. Mean Signed Error (MSE), Mean Absolute Error (MAE), and Root-Mean Square Error (RMSE) in Units of eV, with Respect to Reference Theoretical Values, for the Set of 16 Excitation Energies Listed in the [Supporting Information](#).

method	MSE	MAE	RMSE
CISD	+3.91	3.91	16.63
CISDT	+0.07	0.17	0.04
CISDTQ	+0.13	0.13	0.02
ΔCISD	-0.14	0.18	0.05
ΔCISDT	-0.20	0.20	0.05
ΔCISDTQ	-0.02	0.02	0.00
$\Delta\text{CISD}+\text{EN2}$	-0.00	0.03	0.00
$\Delta\text{CISD}+\text{PC}$	-0.10	0.14	0.02
CIS(D)	-0.03	0.35	0.16
CC2	-0.05	0.32	0.13
CCSD	+0.01	0.08	0.01
CC3	+0.01	0.03	0.00
CCSDT	-0.01	0.02	0.00

C. State-specific CI vs other methods

We now start the discussion on how well our state-specific CI approaches compare with more established methods by presenting in Fig. 2 and in Table II the distribution of errors and statistical measures associated with a set of 237 singly-excited states of closed-shell systems.

At the ΔCSF level, the excitation energies are systematically underestimated, thus a substantially negative MSE. This happens because the CSF reference for the excited states (typically containing two determinants) already recovers some correlation, whereas the one-determinant HF reference of the ground state does not. The MAE of the ΔCSF approach (0.62 eV) is comparable to that of CIS (0.65 eV). The overall similar performance of these two methods is somewhat expected since the orbital relaxation that takes place in the state-specific CSF is partially described via the single excitations of CIS.

Moving to the ΔCISD level, we find that correlation effects are described in a reasonably balanced way for ground and excited states. The MAE is significantly reduced (0.18 eV) with respect to that of ΔCSF , being smaller than in CIS(D) (0.21 eV)

and comparable to CC2 (0.17 eV). The absolute MSE also decreases, but remains negative, whereas the other CI- or CC-based methods present positive MSEs. This shows that there is still some bias toward a better description of excited states at the ΔCISD level, probably reflecting the two-determinant reference (compared to one-determinant for the ground state). In addition, higher-lying fully symmetric states are not as well described at the ΔCISD level, reflecting the lack of a closed-shell determinant in the reference, as discussed above. We did not discard these states from the statistics though.

TABLE II. Mean Signed Error (MSE), Mean Absolute Error (MAE), and Root-Mean Square Error (RMSE), in Units of eV, with Respect to Reference Theoretical Values, for the Set of 237 Excitation Energies for Singly-Excited States of Closed-Shell Systems Listed in the [Supporting Information](#).

Method	MSE	MAE	RMSE
ΔCSF	-0.55	0.62	0.74
ΔCISD	-0.11	0.18	0.23
$\Delta\text{CISD}+\text{EN2}$	+0.04	0.08	0.12
$\Delta\text{CISD}+\text{PC}$	-0.07	0.10	0.17
CIS	+0.19	0.65	0.68
CIS(D)	+0.09	0.21	0.27
CC2	+0.01	0.17	0.25
CCSD	+0.05	0.08	0.11

The perturbative correction introduced at the $\Delta\text{CISD}+\text{EN2}$ approach reduces the statistical errors even more, showing the same MAE as CCSD (0.06 eV). At times, however, the EN2 correction leads to erroneous results due to the presence of intruder states, which sometimes appears for the more problematic higher-lying states of a given symmetry. We have discarded 10 out of 294 problematic cases when evaluating the statistics of the $\Delta\text{CISD}+\text{EN2}$ results. Instead of relying on perturbation theory to correct the CISD total energies, we can resort to one of Davidson corrections.²³ Even though this correction is not as accurate as the EN2 perturbative energy, more often than not it improves upon ΔCISD , and with virtually no additional computational cost. For the $\Delta\text{CISD}+\text{Q}$ statistics, we discarded 12 out of 294 data points where $\|c\| < 0.9$, where c gathers the coefficients of the reference determinants in the CI expansion. We found that all seven $\Delta\text{CISD}+\text{Q}$ variants provide MAEs in the 0.10 eV to 0.12 eV range, with the individual distribution of errors and statistical measures presented in Fig. 3. As alluded to before, the Pople corrected flavor, $\Delta\text{CISD}+\text{PC}$, is arguably the most well-behaved one, with fewer outlier excitation energies and the lowest MAEs, of 0.10 eV.

We also surveyed the performance of our state-specific methods for 10 genuine doubly-excited states²⁵ and 47 excited states of open-shell doublets (doublet-doublet transitions),¹⁰¹ both sets were extracted from the QUEST database.⁹⁶ The statistical measures are shown in Table III, together with those of singly-excited states of closed-shell systems. The important finding in this comparison is that the state-specific methods provide reasonably similar MAEs for the three types of excited states. For instance, ΔCISD has MAEs of 0.18 eV for singly-excited states of closed-shell singlets, 0.17 eV for doublet-doublet transition and 0.16 eV for doubly-excited states. This contrasts

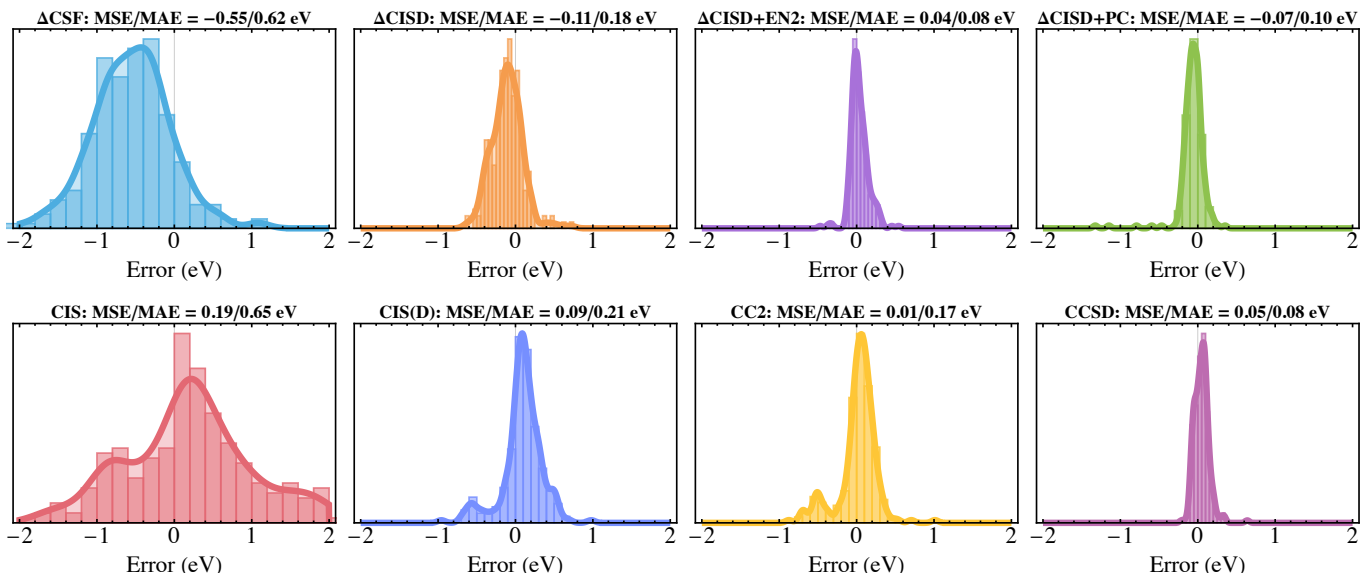


FIG. 2. Distribution of Errors in Excitation Energies with Respect to Reference Theoretical Values and Corresponding Mean Signed Error (MSE) and Mean Absolute Error (MAE), for Various Excited-State Methodologies.

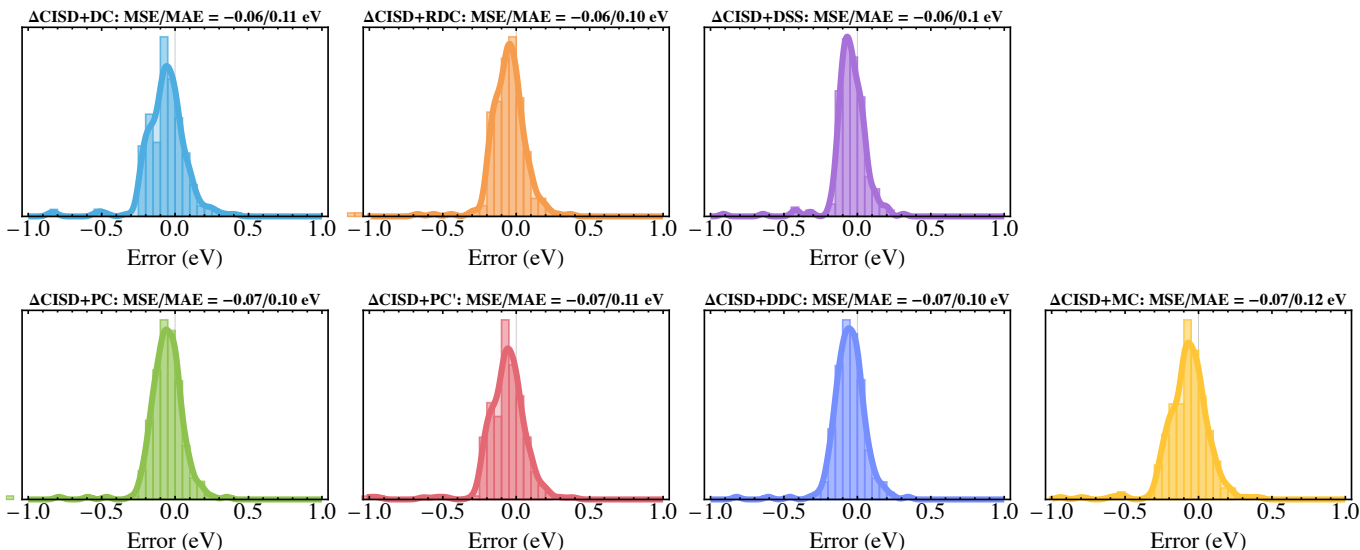


FIG. 3. Distribution of Errors in Excitation Energies with Respect to Reference Theoretical Values and Corresponding Mean Signed Error (MSE) and Mean Absolute Error (MAE), for Various Forms of Davidson-Corrected Δ CISD+Q Models. The Different Types of Davidson Corrections Can Be Found in Ref. 23.

with the case of more familiar methods, which cannot describe doubly-excited states unless higher-order excitations are included.²⁵ We notice that the MSE of Δ CSF is more negative for singly-excited states of closed-shell molecules (-0.55 eV) than for doubly-excited states (-0.20 eV), being closer to zero for doublet-doublet transitions (0.07 eV), which reflects the one-determinant reference adopted for both the excited and ground states in the latter cases. This difference does not translate into comparatively smaller errors in the correlated results though.

For the doubly-excited states, we further compare in Table IV the performance of state-specific CI against higher-order

CC methods. The accuracy of the Δ CSF mean-field model is superior to CC3 and approaches CCSDT, which highlights the importance of orbital relaxation for doubly-excited states. Δ CISD is significantly more accurate than CCSDT, whereas the perturbative and the Davidson corrections bring a small improvement. It is worth mentioning recent developments and promising results with state-specific CC^{54,62–64} and DFT^{50,51} for doubly-excited states. However, these approaches are still restricted to states dominated by a single closed-shell determinant, whereas the Δ CISD approach can handle both closed- and open-shell doubly-excited states. Out of the 10 doubly-excited states we investigated, only 5 (beryllium, ethylene, formalde-

TABLE III. Mean Signed Error (MSE), Mean Absolute Error (MAE), and Root-Mean Square Error (RMSE), in Units of eV, with Respect to Reference Theoretical Values, for the Excitation Energies of 237 Singly-Excited States (Set A) and 10 Doubly-Excited States (Set B) from Closed-Shell Singlets, and of 47 Singly-Excited States from Open-Shell Doublets (Set C) Listed in the [Supporting Information](#).

	# States	Δ CSF			Δ CISD			Δ CISD+EN2			Δ CISD+PC		
		MSE	MAE	RMSE	MSE	MAE	RMSE	MSE	MAE	RMSE	MSE	MAE	RMSE
Set A	237	-0.55	0.62	0.74	-0.11	0.18	0.23	+0.04	0.08	0.12	-0.07	0.10	0.17
Set B	10	-0.20	0.46	0.64	+0.03	0.16	0.22	-0.05	0.13	0.16	-0.10	0.13	0.16
Set C	47	+0.07	0.49	0.64	+0.07	0.17	0.25	-0.02	0.07	0.11	-0.03	0.09	0.16
All sets	294	-0.44	0.61	0.72	-0.07	0.17	0.23	+0.02	0.08	0.12	-0.06	0.10	0.17

hyde, nitroxy, and nitrosomethane) can be qualitatively described with a single closed-shell determinant, whereas at least two determinants are needed for the remaining 5 states: two closed-shell determinants for glyoxal and carbon dimer (C_2), and four closed-shell determinants for carbon trimer (C_3).

TABLE IV. Mean Signed Error (MSE) and Mean Absolute Error (MAE), in Units of eV, with Respect to Reference Theoretical Values, for the Set of 10 Doubly-Excited States Listed in the [Supporting Information](#).

Method	MSE	MAE
Δ CSF	-0.20	0.46
Δ CISD	+0.03	0.16
Δ CISD+EN2	-0.05	0.13
Δ CISD+PC	+0.02	0.13
CC3	+0.85	0.85
CCSDT	+0.38	0.38
CCSDTQ	+0.03	0.03

D. Types of excitation

The performance of our state-specific methods can also be assessed for specific types of excited states, say for $\pi\pi^*$ transitions or for systems of a given size. This is shown in Table V, which compares the MAEs across different categories, whereas the corresponding MSEs and RMSEs can be found in Tables S1 and S2 of the [Supporting Information](#). Many trends can be identified, but here we highlight the most notorious and interesting ones.

Starting with spin multiplicity, we found that the Δ CISD results are comparable for singlets and triplets, whereas the perturbative correction has a more pronounced effect for the triplets, bringing the MAE down to 0.06 eV, the same as obtained with CCSD. To some extent, the worse performance of the EN2 correction for the singlets stems from intruder states (most noticeably the ground state when it shares the same point group symmetry as the targeted excited state). We also found that the Davidson corrections bring a somewhat larger improvement for triplets than for singlets, with some flavors having MAEs of 0.07 eV for the triplets, being essentially as accurate as CCSD (MAE of 0.06 eV). For the doublet-doublet transitions, the EN2 and +Q corrections are as helpful as they are for the triplets (see Table III and V).

Regarding the character of the excitations, we found that Δ CISD is considerably better for Rydberg (MAE of 0.12 eV) than for valence (MAE of 0.21 eV) excited states. In turn, the EN2 correction has a larger impact on valence excitations, making little difference for the Rydberg states, such that the Δ CISD+EN2 results become comparable for both types of excitation, with MAEs of 0.08 eV to 0.10 eV. Additional trends can be observed when dividing the valence excitations into $n\pi^*$, $\pi\pi^*$, or $\sigma\pi^*$, and the Rydberg excitations as taking place from n or π orbitals. Our state-specific methods are typically more accurate for $n\pi^*$ excitations than for $\pi\pi^*$ excitations. Δ CISD+EN2, for example, is as accurate as CCSD for $n\pi^*$ transitions, with corresponding MAEs of 0.06 eV. We also found that the less common $\sigma\pi^*$ excitations are much better described across all methods than the more typical $n\pi^*$ and $\pi\pi^*$ transitions. For this type of state, Δ CISD+EN2 is the best performing method, with MAEs as small as 0.03 eV. When separating the Rydberg states by the character of the hole orbital, n or π , additional interesting features can be seen. Except for CCSD, all the other methods considered here provide more accurate results for the Rydberg excitations involving the π orbitals. Not only that, but the MAEs are quite small and comparable across all methods (except for Δ CSF and CIS), ranging from 0.06 eV to 0.11 eV. Surprisingly, CIS is much more accurate for π Rydberg (MAE of 0.29 eV) than for n Rydberg (MAE of 1.17 eV) excitations.

The third and most important line of comparison concerns the system size. Under this criterion, we divided the excited states into three groups, small, medium, and large, depending on the number of non-hydrogen atoms (see Table V). We found that Δ CSF becomes more accurate as the system size increases, which we assign to a diminishing effect of the one- vs two-determinant imbalance discussed above. As the system size increases, the correlation energy recovered by the two determinants of the excited states (at the Δ CSF level) is expected to become smaller in comparison to the total correlation energy (associated with the full Hilbert space), thus alleviating this imbalance. In contrast, CISD should provide less accurate total energies for larger systems, due to its well-known lack of size-consistency. This issue would be expected to reflect on excitation energies to some degree, which are not absolute but relative energies. However, a more balanced reference provided by Δ CSF might compensate for the lack of size-consistency when larger systems are targeted. Indeed, Δ CISD presents comparable MAEs across the three sets of system size (0.15 eV to 0.18 eV). In contrast, Δ CISD+Q and

TABLE V. Mean Absolute Error, in Units of eV, with Respect to Reference Theoretical Values, for Different Types of Singly-Excited States of Closed-Shell Systems Listed in the [Supporting Information](#).

	# States	Δ CSF	Δ CISD	Δ CISD+EN2	Δ CISD+PC	CIS	CIS(D)	CC2	CCSD
All states	237	0.62	0.18	0.08	0.10	0.65	0.21	0.17	0.08
Singlet	127	0.56	0.17	0.10	0.12	0.68	0.22	0.19	0.10
Triplet	110	0.69	0.18	0.06	0.09	0.61	0.19	0.15	0.06
Valence	155	0.65	0.21	0.08	0.10	0.61	0.19	0.14	0.08
Rydberg	82	0.56	0.12	0.10	0.11	0.72	0.24	0.22	0.08
$n\pi^*$	56	0.60	0.16	0.06	0.07	0.54	0.10	0.09	0.06
$\pi\pi^*$	80	0.75	0.26	0.10	0.12	0.74	0.27	0.20	0.10
$\sigma\pi^*$	18	0.39	0.13	0.03	0.06	0.26	0.11	0.07	0.04
n Rydberg	40	0.61	0.12	0.12	0.14	1.17	0.37	0.39	0.07
π Rydberg	38	0.46	0.10	0.08	0.09	0.29	0.11	0.06	0.10
1-2 non-H atoms	69	0.83	0.18	0.06	0.12	0.71	0.24	0.23	0.06
3-4 non-H atoms	122	0.57	0.18	0.09	0.10	0.70	0.20	0.16	0.08
5-6 non-H atoms	46	0.41	0.15	0.12	0.07	0.43	0.18	0.12	0.10

Δ CISD+EN2 seem to go opposite ways: the former becomes more accurate and the latter less as a function of system size. Similarly, CC2 becomes more accurate and CCSD loses accuracy as the system size increases,^{99,110} to the point where the theoretically more approximate CC2 becomes the favored methodological choice. It remains to be seen how the absence of size-consistency in Δ CISD impairs the results for even larger systems than those considered here, and the extent to which Davidson or perturbative corrections reduce this problem. For molecules containing five or six non-hydrogen atoms, Δ CISD+EN2 becomes practically as accurate as CCSD, with MAEs in the 0.10 eV to 0.12 eV range. The Δ CISD+Q models turn out to be the most accurate choice for systems of this size, with MAEs ranging from 0.07 eV to 0.09 eV (see Table S3 of the [Supporting Information](#)), Δ CISD+PC displaying a MAE of only 0.07 eV. In particular, it is more accurate than CCSD while sharing the same $O(N^6)$ computational scaling, and more accurate than CC2, despite remaining less black-box and more expensive than the $O(N^5)$ scaling of the latter. Overall, the present statistics place our state-specific approaches as encouraging alternatives for describing larger systems, despite the remaining issues regarding higher-lying excited states. The MAEs of the seven variants of Davidson corrections, separated by type of excitation, are presented in Table S3 of the [Supporting Information](#). We recall that different basis have been used, the aug-cc-pVDZ basis set for systems with up to three non-hydrogen atoms, and the 6-31+G(d) basis set for the larger ones, which could have some impact on the trends as a function of system size, for a given method. Despite the different basis sets, the comparison between different methods, for a given system size, remains valid.

E. Specific applications

Butadiene, glyoxal, C_2 and C_3 are particularly interesting and challenging systems that deserve a dedicated discussion. The excitation energies are gathered in Tables [VI](#), [VII](#), [VIII](#), and [IX](#), respectively.

The dark 2^1A_g excited state of butadiene is a notoriously

TABLE VI. Excitation Energies of Butadiene, in Units of eV, According to Different Methodologies. The reference method is CCSDTQ¹⁰⁰. Only the lowest-lying optically bright (1^1B_u) and dark (2^1A_g) states and their energy gap are compared here. Seven more states have been computed, which can also be found in the [Supporting Information](#).

Method	1^1B_u	2^1A_g	MSE	MAE	$1^1B_u/2^1A_g$ gap
Δ CSF	6.53	7.18	+0.37	0.37	0.65
Δ CISD	6.54	6.93	+0.25	0.25	0.39
Δ CISD+EN2	6.51	5.59 ^a	–	–	–
Δ CISD+PC	6.48	1.61 ^a	–	–	–
CIS	6.30	7.56	+0.44	0.44	1.25
CIS(D)	6.15	7.53	+0.49	0.49	1.12
CC2	6.32	7.26	+0.31	0.40	0.94
CCSD	6.55	7.20	+0.39	0.39	0.65
Reference method	6.41	6.56	–	–	0.15

^a Intruder state problem for this state.

famous example, having received much attention (see Ref. [25](#) and references therein). Prior studies had assigned it as a doubly-excited state, due to important contributions from doubly-excited determinants.^{111,112} More recently, though, it has been re-assigned as a singly-excited state,¹¹³ meaning that the doubly-excited determinants actually represent strong orbital relaxation effects (single excitations from the dominant singly-excited determinant). Here, our state-specific results (shown in Table [VI](#)) support this interpretation, since one CSF associated with a single excitation provided reasonable excitation energies, whereas attempts to employ a doubly-excited reference produced much higher-lying solutions. Already at the Δ CSF level, we obtained an excitation energy (7.18 eV) comparable to the much more expensive CCSD (7.20 eV), though still overestimating the CCSDTQ reference value of 6.56 eV.⁹⁹ This result demonstrates the ability of Δ CSF to capture orbital relaxation effects, at only a mean-field cost, which in contrast needs at least double excitations in EOM-CC. Inclusion of correlation at the Δ CISD level brings the excitation energy down to 6.93 eV. An important question in butadiene concerns the energy gap between the 2^1A_g dark state and the lower-lying

1^1B_u bright state, whose correct ordering has only recently been settled.¹¹⁴ Having the CCSDTQ reference value of 0.15 eV for the energy gap,⁹⁹ we observe that EOM-CC methods considerably overestimate it (0.94 eV in CC2 and 0.65 eV in CCSD), whereas the state-specific methods deliver improved results (0.65 eV in Δ CSF and 0.39 eV in Δ CISD).

Another challenging system is glyoxal, which presents excited states of genuine multireference character.¹¹⁵ While the first pair of NTOs has a dominant weight, the second pair is non-negligible. In this sense, most of the first excited states of glyoxal lie in between the cases of most singly-excited states (that can be qualitatively described with one CSF) and those that need two CSFs. Being an intermediate case, here we performed Δ CISD calculations with references containing one or two CSFs, for the first two singlet states and first four triplet states (results presented in Table VII). With one CSF only, Δ CSF typically overestimates the reference excitation energies, with the corresponding Δ CISD improving the overall comparison. For this set of six excited states, the associated MAEs are 1.14 eV for Δ CSF and 0.65 eV for Δ CISD when using a single CSF as reference. Despite the improvement brought at the CISD level, this is still limited by the lack of an actual multiconfigurational reference for these states. When two CSFs are employed as the reference for the excited states, the MAEs are reduced to 0.58 eV (Δ CSF) and 0.22 eV (Δ CISD), which can be further decreased to 0.08 eV with Δ CISD+PC. We thus recommend augmenting the excited-state reference whenever it displays at least some multireference character, and the weight of the first pairs of NTOs could serve as an easy proxy for this.

Finally, we comment on the lowest-lying $1^1\Delta_g$ and higher-lying $2^1\Sigma_g^+$ doubly-excited states of C_2 and C_3 , which would require at least CCSDTQ quality calculations to become accurate to within 0.1 eV.²⁵ C_2 displays a strong multireference ground state, and thus we employed two CSFs as the reference, the closed-shell HF and the determinant associated with the $(\sigma_{2s}^*)^2 \rightarrow (\sigma_{2p_z})^2$ transition. For its doubly-excited states, we employed the two CSFs needed to describe both doubly-excited states, generated from the HF determinant through the $(\pi_{2p_x})^2 \rightarrow (\sigma_{2p_z})^2$ and $(\pi_{2p_y})^2 \rightarrow (\sigma_{2p_z})^2$ excitations, π_{2p_x} and π_{2p_y} being degenerate orbitals. In C_3 , the multireference character of the ground state is weaker, and thus we adopted a single HF determinant as a reference. In turn, four CSFs are needed for its doubly-excited states, built from the HF determinant by performing $(\sigma_g)^2 \rightarrow (\pi_{2p_x}^*)^2$, $(\sigma_g)^2 \rightarrow (\pi_{2p_y}^*)^2$, $(\sigma_u)^2 \rightarrow (\pi_{2p_x}^*)^2$, and $(\sigma_u)^2 \rightarrow (\pi_{2p_y}^*)^2$ transitions, where $\pi_{2p_x}^*$ and $\pi_{2p_y}^*$ are degenerate orbitals. We therefore re-assign the doubly-excited states of C_3 as $(\sigma)^2 \rightarrow (\pi^*)^2$, which had been first assigned as $(\pi)^2 \rightarrow (\sigma^*)^2$.²⁵ Notice that, for both systems, what differentiates $1^1\Delta_g$ and $2^1\Sigma_g^+$ is essentially the phase between the two CSFs differing by the occupation of the degenerate orbitals (π in C_2 , π^* in C_3). Thus, the higher-lying state orbitals were obtained by optimizing for the second CI root associated with the reference (two CSFs in C_2 , four in C_3). The computed excitation energies of C_2 and C_3 are shown in Table VIII and IX, respectively. We found that Δ CISD is more accurate than CCSDT for C_2 , and even more accurate than CCSDTQ for C_3 .

V. CONCLUSIONS

To summarize, here we have presented and benchmarked a particular state-specific realization of MCSCF and MRCI as a route to perform excited-state calculations. The orbitals are optimized for a targeted state with a minimal set of CSFs, serving as the reference wave function for the CI calculations, which can be further corrected with Epstein-Nesbet perturbation theory or with a posteriori Davidson corrections. We have surveyed these methods against more established alternatives by computing excitation energies for a vast class of molecules and types of excitations from the QUEST database. State-specific CI was found to be substantially more accurate than the standard CI methods based on a ground-state reference. Importantly, it delivers reliable results across different types of excited states, most notably when comparing singly- and doubly-excited states, and can easily handle ground and excited states of multireference nature. The overall accuracy of Δ CISD rivals that of CC2 (MAEs of 0.17 eV to 0.18 eV), whereas Δ CISD+EN2 is comparable to CCSD (MAEs of 0.08 eV), with Δ CISD+Q lying in-between (MAE of 0.10 eV to 0.12 eV). For larger systems, Δ CISD+Q leads to more accurate results (MAE of 0.07 eV to 0.09 eV) than CC2 and CCSD (MAEs of 0.10 eV to 0.12 eV).

There are many exciting possibilities to be pursued from this work. One is to develop analogous state-specific coupled-cluster methods. In light of the huge improvement we have observed when going from ground-state-based to state-specific CI, we expect a similar gain when comparing EOM-CC to state-specific CC methods where tailored CSFs are employed as the reference wave function.¹¹⁶⁻¹¹⁸ One could also develop state-specific implementations of seniority-based⁹² and hierarchy-based⁹³ CI for excited states. It would be important to assess the performance of our state-specific approaches to charge-transfer states and even larger systems, which would require switching from a determinant-driven to an integral-driven implementation. Although evaluating nonorthogonal matrix elements is more challenging than their orthogonal analogs, the calculation of static properties such as dipole moments and oscillator strengths is possible thanks to the recent generalized extension of the nonorthogonal Wick’s theorem proposed by Burton.^{119,120} Yet another exciting possibility is to move from a state-specific to a state-averaged reference, while contemplating only a small set of important determinants for describing a given set of states. This would be expected to solve some of the issues encountered here when two states of the same symmetry are strongly coupled.

ACKNOWLEDGMENTS

This work was performed using HPC resources from CALMIP (Toulouse) under allocation 2021-18005. This project has received funding from the European Research Council (ERC) under the European Union’s Horizon 2020 research and innovation programme (Grant agreement No. 863481).

TABLE VII. Excitation Energies of Glyoxal, in Units of eV, According to Different Methodologies. The number in parenthesis represents the number of CSFs considered in the reference. The reference method is CCSDTQ for the singlets¹⁰⁰ and CCSDT for the triplets.⁹⁹

Method	1^1A_u	1^1B_g	1^3A_u	1^3B_g	1^3B_u	1^3A_g	MSE	MAE
Δ CSF(1)	4.11	5.88	3.53	5.50	4.69	7.44	+0.97	1.14
Δ CSF(2)	3.34	4.56	2.70	3.91	3.86	5.06	-0.31	0.58
Δ CISD(1)	3.49	5.27	3.00	4.85	5.37	7.23	+0.65	0.65
Δ CISD(2)	3.12	4.51	2.59	3.97	4.75	5.90	-0.08	0.22
Δ CISD(1)+EN2	3.16	4.86	2.80	4.46	5.57	7.00	+0.42	0.42
Δ CISD(2)+EN2	3.17	4.57	2.61	4.08	5.10	6.27	+0.08	0.15
Δ CISD(1)+PC	3.10	4.72	2.70	4.32	5.35	6.74	+0.27	0.27
Δ CISD(2)+PC	2.92	4.33	2.50	3.91	5.03	6.19	-0.07	0.08
Reference method	2.94	4.31	2.55	3.95	5.20	6.35	-	-

TABLE VIII. Excitation Energies of C_2 , in Units of eV, According to Different Methodologies. The coupled-cluster and reference (extrapolated full configuration interaction) results are from Ref. 98.

Method	$1^1\Delta_g$	$2^1\Sigma_g^+$	MSE	MAE
Δ CSF	0.83	1.37	-1.26	1.26
Δ CISD	1.80	2.33	-0.29	0.29
Δ CISD+EN2	2.16	2.35	-0.10	0.10
Δ CISD+PC	2.09	2.18	-0.24	0.24
CC3	3.11	3.28	+0.84	0.84
CCSDT	2.63	2.87	+0.40	0.40
CC4	2.34	2.60	+0.11	0.11
CCSDTQ	2.24	2.52	+0.02	0.02
Reference method	2.21	2.50	-	-

TABLE IX. Excitation Energies of C_3 , in Units of eV, According to Different Methodologies. The coupled-cluster and reference (extrapolated full configuration interactions) results are from Ref. 25.

Method	$1^1\Delta_g$	$2^1\Sigma_g^+$	MSE	MAE
Δ CSF	5.10	5.88	-0.06	0.06
Δ CISD	5.17	5.93	+0.01	0.04
Δ CISD+EN2	5.29	5.29 ^a	-	-
Δ CISD+PC	5.12	4.19 ^a	-	-
CC3	6.65	7.20	+1.38	1.38
CCSDT	5.82	6.49	+0.61	0.61
CCSDTQ	5.31	6.00	+0.11	0.11
Reference method	5.21	5.88	-	-

^a Intruder state problem for this state.

SUPPORTING INFORMATION AVAILABLE

Additional statistical measures for different sets of excited states and for all flavors of Δ CISD+Q models. For the full set of 294 excited states, total energies and excitation energies obtained at the Δ CSF, Δ CISD, Δ CISD+EN2, and seven variants of Δ CISD+Q models, excitation energies computed with CIS, CIS(D), CC2, and CCSD, number of determinants in the reference, saddle point order associated with the Δ CSF solutions, the reference excitation energies and corresponding method, and additional statistical measures. For a subset of 16 excited states, total energies and excitation energies obtained at the Δ CISDT, Δ CISDTQ and ground-state-based CISDT and

CISDTQ levels of theory. For the subset of 10 doubly-excited states, excitation energies obtained at the CC3, CCSDT, CC4, and CCSDTQ levels of theory.

¹Hohenberg, P.; Kohn, W. Inhomogeneous electron gas. *Phys. Rev.* **1964**, *136*, B864–B871.

²Kohn, W.; Sham, L. J. Self-consistent equations including exchange and correlation effects. *Phys. Rev.* **1965**, *140*, A1133–A1138.

³Parr, R. G.; Yang, W. *Density-functional theory of atoms and molecules*; Oxford: Clarendon Press, 1989.

⁴Runge, E.; Gross, E. K. U. Density-Functional Theory for Time-Dependent Systems. *Phys. Rev. Lett.* **1984**, *52*, 997–1000.

⁵Burke, K.; Werschnik, J.; Gross, E. K. U. Time-dependent density functional theory: Past, present, and future. *J. Chem. Phys.* **2005**, *123*, 062206.

⁶Casida, M.; Huix-Rotllant, M. Progress in Time-Dependent Density-Functional Theory. *Annu. Rev. Phys. Chem.* **2012**, *63*, 287–323.

⁷Huix-Rotllant, M.; Ferré, N.; Barbatti, M. *Quantum Chemistry and Dynamics of Excited States*; John Wiley & Sons, Ltd, 2020; Chapter 2, pp 13–46.

⁸Čížek, J. On the Correlation Problem in Atomic and Molecular Systems. Calculation of Wavefunction Components in Ursell-Type Expansion Using Quantum-Field Theoretical Methods. *J. Chem. Phys.* **1966**, *45*, 4256–4266.

⁹Crawford, T. D.; Schaefer, H. F. *Reviews in Computational Chemistry*; John Wiley & Sons, Ltd, 2000; pp 33–136.

¹⁰Bartlett, R. J.; Musiał, M. Coupled-Cluster Theory in Quantum Chemistry. *Rev. Mod. Phys.* **2007**, *79*, 291–352.

¹¹Shavitt, I.; Bartlett, R. J. *Many-Body Methods in Chemistry and Physics: MBPT and Coupled-Cluster Theory*; Cambridge Molecular Science; Cambridge University Press: Cambridge, 2009.

¹²Rowe, D. J. Equations-of-Motion Method and the Extended Shell Model. *Rev. Mod. Phys.* **1968**, *40*, 153–166.

¹³Stanton, J. F.; Bartlett, R. J. The equation of motion coupled-cluster method. A systematic biorthogonal approach to molecular excitation energies, transition probabilities, and excited state properties. *J. Chem. Phys.* **1993**, *98*, 7029–7039.

¹⁴Monkhorst, H. J. Calculation of properties with the coupled-cluster method. *Int. J. Quantum Chem.* **1977**, *12*, 421–432.

¹⁵Koch, H.; Kobayashi, R.; Sanchez de Merás, A.; Jorgensen, P. Calculation of size-intensive transition moments from the coupled cluster singles and doubles linear response function. *J. Chem. Phys.* **1994**, *100*, 4393–4400.

¹⁶Szabo, A.; Ostlund, N. S. *Modern quantum chemistry*; McGraw-Hill: New York, 1989.

¹⁷Das, G.; Wahl, A. C. Extended Hartree–Fock Wavefunctions: Optimized Valence Configurations for H₂ and Li₂, Optimized Double Configurations for F₂. *J. Chem. Phys.* **1966**, *44*, 87–96.

¹⁸Roos, B. O.; Taylor, P. R.; Sigbahn, P. E. A complete active space SCF method (CASSCF) using a density matrix formulated super-CI approach. *Chem. Phys.* **1980**, *48*, 157–173.

¹⁹Roos, B. O. The complete active space SCF method in a fock-matrix-based super-CI formulation. *Int. J. Quantum Chem.* **1980**, *18*, 175–189.

²⁰*Multiconfigurational Quantum Chemistry*; John Wiley & Sons, Ltd, 2016; pp 221–223.

- ²¹Langhoff, S. R.; Davidson, E. R. Configuration interaction calculations on the nitrogen molecule. *Int. J. Quantum Chem.* **1974**, *8*, 61–72.
- ²²Pople, J. A.; Seeger, R.; Krishnan, R. Variational configuration interaction methods and comparison with perturbation theory. *Int. J. Quantum Chem.* **1977**, *12*, 149–163.
- ²³Szalay, P. G.; Müller, T.; Gidofalvi, G.; Lischka, H.; Shepard, R. Multiconfiguration self-consistent field and multireference configuration interaction methods and applications. *Chem. Rev.* **2012**, *112*, 108–81.
- ²⁴Lischka, H.; Nachtigallová, D.; Aquino, A. J. A.; Szalay, P. G.; Plasser, F.; Machado, F. B. C.; Barbatti, M. Multireference Approaches for Excited States of Molecules. *Chem. Rev.* **2018**, *118*, 7293–7361.
- ²⁵Loos, P. F.; Boggio-Pasqua, M.; Scemama, A.; Caffarel, M.; Jacquemin, D. Reference Energies for Double Excitations. *J. Chem. Theory Comput.* **2019**, *15*, 1939–1956.
- ²⁶Das, G. Multiconfiguration self-consistent field (MCSCF) theory for excited states. *J. Chem. Phys.* **1973**, *58*, 5104–5110.
- ²⁷Dalgaard, E.; Jørgensen, P. Optimization of orbitals for multiconfigurational reference states. *J. Chem. Phys.* **1978**, *69*, 3833–3844.
- ²⁸Lengsfeld, B. H. General second order MCSCF theory: A density matrix directed algorithm. *J. Chem. Phys.* **1980**, *73*, 382–390.
- ²⁹Bauschlicher, C. W.; Yarkony, D. R. MCSCF wave functions for excited states of polar molecules: Application to BeO. *J. Chem. Phys.* **1980**, *72*, 1138–1144.
- ³⁰Bauschlicher, C. W.; Silver, D. M.; Yarkony, D. R. An SCF and MCSCF description of the low-lying states of MgO. *J. Chem. Phys.* **1980**, *73*, 2867–2870.
- ³¹Werner, H.; Meyer, W. A quadratically convergent MCSCF method for the simultaneous optimization of several states. *J. Chem. Phys.* **1981**, *74*, 5794–5801.
- ³²Golab, J. T.; Yeager, D. L.; Jørgensen, P. Proper characterization of MC SCF stationary points. *Chem. Phys.* **1983**, *78*, 175–199.
- ³³Olsen, J.; Yeager, D. L.; Jørgensen, P. *Adv. Chem. Phys.*; John Wiley & Sons, Ltd, 1983; pp 1–176.
- ³⁴Meyer, B.; Domingo, A.; Krah, T.; Robert, V. Charge transfer processes: the role of optimized molecular orbitals. *Dalton Trans.* **2014**, *43*, 11209–11215.
- ³⁵Segado, M.; Gómez, I.; Reguero, M. Intramolecular charge transfer in aminobenzonitriles and tetrafluoro counterparts: fluorescence explained by competition between low-lying excited states and radiationless deactivation. Part I: A mechanistic overview of the parent system ABN. *Phys. Chem. Chem. Phys.* **2016**, *18*, 6861–6874.
- ³⁶Tran, L. N.; Shea, J. A. R.; Neuscamman, E. Tracking Excited States in Wave Function Optimization Using Density Matrices and Variational Principles. *J. Chem. Theory Comput.* **2019**, *15*, 4790–4803.
- ³⁷Tran, L. N.; Neuscamman, E. Improving Excited-State Potential Energy Surfaces via Optimal Orbital Shapes. *J. Phys. Chem. A* **2020**, *124*, 8273–8279.
- ³⁸Zaitsevskii, A.; Malrieu, J.-P. The discontinuities of state-average MCSCF potential surfaces. *Chem. Phys. Lett.* **1994**, *228*, 458–462.
- ³⁹Glover, W. J. Communication: Smoothing out excited-state dynamics: Analytical gradients for dynamically weighted complete active space self-consistent field. *J. Chem. Phys.* **2014**, *141*, 171102.
- ⁴⁰Dudley, T. J.; Olson, R. M.; Schmidt, M. W.; Gordon, M. S. Parallel coupled perturbed CASSCF equations and analytic CASSCF second derivatives. *J. Comput. Chem.* **2006**, *27*, 352–362.
- ⁴¹Granovsky, A. A. Communication: An efficient approach to compute state-specific nuclear gradients for a generic state-averaged multi-configuration self consistent field wavefunction. *J. Chem. Phys.* **2015**, *143*, 231101.
- ⁴²Snyder, J. W.; Fales, B. S.; Hohenstein, E. G.; Levine, B. G.; Martínez, T. J. A direct-compatible formulation of the coupled perturbed complete active space self-consistent field equations on graphical processing units. *J. Chem. Phys.* **2017**, *146*, 174113.
- ⁴³Shea, J. A. R.; Neuscamman, E. Communication: A mean field platform for excited state quantum chemistry. *J. Chem. Phys.* **2018**, *149*, 081101.
- ⁴⁴Burton, H. G. Energy Landscape of State-Specific Electronic Structure Theory. *J. Chem. Theory Comput.* **2022**, *18*, 1512–1526.
- ⁴⁵Ziegler, T.; Rauk, A.; Baerends, E. J. On the calculation of multiplet energies by the Hartree-Fock-Slater method. *Theor. Chim. Acta* **1977**, *43*, 261–271.
- ⁴⁶Kowalczyk, T.; Yost, S. R.; Voorhis, T. V. Assessment of the ΔSCF density functional theory approach for electronic excitations in organic dyes. *J. Chem. Phys.* **2011**, *134*, 054128.
- ⁴⁷Kowalczyk, T.; Tsuchimochi, T.; Chen, P.-T.; Top, L.; Van Voorhis, T. Excitation energies and Stokes shifts from a restricted open-shell Kohn-Sham approach. *J. Chem. Phys.* **2013**, *138*, 164101.
- ⁴⁸Gilbert, A. T.; Besley, N. A.; Gill, P. M. Self-consistent field calculations of excited states using the maximum overlap method (MOM). *J. Phys. Chem. A* **2008**, *112*, 13164–13171.
- ⁴⁹Barca, G. M.; Gilbert, A. T.; Gill, P. M. Simple Models for Difficult Electronic Excitations. *J. Chem. Theory Comput.* **2018**, *14*, 1501–1509.
- ⁵⁰Hait, D.; Head-Gordon, M. Excited State Orbital Optimization via Minimizing the Square of the Gradient: General Approach and Application to Singly and Doubly Excited States via Density Functional Theory. *J. Chem. Theory Comput.* **2020**, *16*, 1699–1710.
- ⁵¹Hait, D.; Head-Gordon, M. Orbital Optimized Density Functional Theory for Electronic Excited States. *J. Phys. Chem. Lett.* **2021**, *12*, 4517–4529.
- ⁵²Shea, J. A. R.; Gwin, E.; Neuscamman, E. A Generalized Variational Principle with Applications to Excited State Mean Field Theory. *J. Chem. Theory Comput.* **2020**, *16*, 1526–1540.
- ⁵³Hardikar, T. S.; Neuscamman, E. A self-consistent field formulation of excited state mean field theory. *J. Chem. Phys.* **2020**, *153*, 164108.
- ⁵⁴Levi, G.; Ivanov, A. V.; Jónsson, H. Variational Density Functional Calculations of Excited States via Direct Optimization. *J. Chem. Theory Comput.* **2020**.
- ⁵⁵Carter-Fenk, K.; Herbert, J. M. State-Targeted Energy Projection: A Simple and Robust Approach to Orbital Relaxation of Non-Aufbau Self-Consistent Field Solutions. *J. Chem. Theory Comput.* **2020**, *16*, 5067–5082.
- ⁵⁶Toffoli, D.; Quarin, M.; Fronzoni, G.; Stener, M. Accurate Vertical Excitation Energies of BODIPY/Aza-BODIPY Derivatives from Excited-State Mean-Field Calculations. *The J. Phys. Chem. A* **2022**, *126*, 7137–7146.
- ⁵⁷Filatov, M.; Shaik, S. A spin-restricted ensemble-referenced Kohn–Sham method and its application to diradicaloid situations. *Chem. Phys. Lett.* **1999**, *304*, 429–437.
- ⁵⁸Clune, R.; Shea, J. A. R.; Neuscamman, E. N5-Scaling Excited-State-Specific Perturbation Theory. *J. Chem. Theory Comput.* **2020**, *16*, 6132–6141.
- ⁵⁹Zhao, L.; Neuscamman, E. Density Functional Extension to Excited-State Mean-Field Theory. *J. Chem. Theory Comput.* **2020**, *16*, 164–178.
- ⁶⁰Piecuch, P.; Kowalski, K. *Computational Chemistry: Reviews of Current Trends*; Computational Chemistry: Reviews of Current Trends; WORLD SCIENTIFIC, 2000; Vol. Volume 5; pp 1–104.
- ⁶¹Mayhall, N. J.; Raghavachari, K. Multiple Solutions to the Single-Reference CCSD Equations for NiH. *J. Chem. Theory Comput.* **2010**, *6*, 2714–2720.
- ⁶²Lee, J.; Small, D. W.; Head-Gordon, M. Excited States via Coupled Cluster Theory without Equation-of-Motion Methods: Seeking Higher Roots with Application to Doubly Excited States and Double Core Hole States. *J. Chem. Phys.* **2019**, *151*, 214103.
- ⁶³Kossoski, F.; Marie, A.; Scemama, A.; Caffarel, M.; Loos, P.-F. Excited States from State-Specific Orbital-Optimized Pair Coupled Cluster. *J. Chem. Theory Comput.* **2021**, *17*, 4756.
- ⁶⁴Marie, A.; Kossoski, F.; Loos, P.-F. Variational coupled cluster for ground and excited states. *J. Chem. Phys.* **2021**, *155*, 104105.
- ⁶⁵Damour, Y.; Vêril, M.; Kossoski, F.; Caffarel, M.; Jacquemin, D.; Scemama, A.; Loos, P.-F. Accurate full configuration interaction correlation energy estimates for five- and six-membered rings. *J. Chem. Phys.* **2021**, *155*, 134104.
- ⁶⁶Burton, H. G. A.; Wales, D. J. Energy Landscapes for Electronic Structure. *J. Chem. Theory Comput.* **2021**, *17*, 151–169.
- ⁶⁷Cuzzocrea, A.; Scemama, A.; Briels, W. J.; Moroni, S.; Filippi, C. Variational Principles in Quantum Monte Carlo: The Troubled Story of Variance Minimization. *J. Chem. Theory Comput.* **2020**, *16*, 4203–4212.
- ⁶⁸Otis, L.; Craig, I. M.; Neuscamman, E. A hybrid approach to excited-state-specific variational Monte Carlo and doubly excited states. *J. Chem. Phys.* **2020**, *153*, 234105.
- ⁶⁹Shepard, S.; Panadés-Barrueta, R. L.; Moroni, S.; Scemama, A.; Filippi, C. Double Excitation Energies from Quantum Monte Carlo Using State-Specific Energy Optimization. *J. Chem. Theory Comput.* **0**, *0*, null, PMID: 36314602.
- ⁷⁰Cernatic, F.; Senjean, B.; Robert, V.; Fromager, E. Ensemble Density Functional Theory of Neutral and Charged Excitations. *Top. Curr. Chem.* **2022**, *380*, 1–80.

- ⁷¹Gould, T.; Hashimi, Z.; Kronik, L.; Dale, S. G. Single Excitation Energies Obtained from the Ensemble “HOMO–LUMO Gap”: Exact Results and Approximations. *J. Phys. Chem. Lett.* **2022**, *13*, 2452–2458.
- ⁷²Gould, T.; Kronik, L.; Pittalis, S. Double excitations in molecules from ensemble density functionals: Theory and approximations. *Phys. Rev. A* **2021**, *104*, 022803.
- ⁷³Marut, C.; Senjean, B.; Fromager, E.; Loos, P.-F. Weight dependence of local exchange–correlation functionals in ensemble density–functional theory: double excitations in two-electron systems. *Faraday Discuss.* **2020**, *224*, 402.
- ⁷⁴Loos, P.-F.; Fromager, E. A weight-dependent local correlation density–functional approximation for ensembles. *J. Chem. Phys.* **2020**, *152*, 214101.
- ⁷⁵Deur, K.; Fromager, E. Ground and excited energy levels can be extracted exactly from a single ensemble density–functional theory calculation. *J. Chem. Phys.* **2019**, *150*, 094106.
- ⁷⁶Gould, T.; Kronik, L.; Pittalis, S. Charge Transfer Excitations from Exact and Approximate Ensemble Kohn–Sham Theory. *J. Chem. Phys.* **2018**, *148*, 174101.
- ⁷⁷Deur, K.; Mazouin, L.; Fromager, E. Exact Ensemble Density Functional Theory for Excited States in a Model System: Investigating the Weight Dependence of the Correlation Energy. *Phys. Rev. B* **2017**, *95*, 035120.
- ⁷⁸Filatov, M. In *Density-Functional Methods for Excited States*; Ferré, N., Filatov, M., Huix-Rotllant, M., Eds.; Springer International Publishing: Cham, 2016; pp 97–124.
- ⁷⁹Senjean, B.; Knecht, S.; Jensen, H. J. A.; Fromager, E. Linear Interpolation Method in Ensemble Kohn–Sham and Range-Separated Density-Functional Approximations for Excited States. *Phys. Rev. A* **2015**, *92*, 012518.
- ⁸⁰Gao, J.; Grofe, A.; Ren, H.; Bao, P. Beyond Kohn–Sham Approximation: Hybrid Multistate Wave Function and Density Functional Theory. *J. Phys. Chem. Lett.* **2016**, *7*, 5143–5149.
- ⁸¹Lu, Y.; Gao, J. Multistate Density Functional Theory of Excited States. *J. Phys. Chem. Lett.* **2022**, *13*, 7762–7769.
- ⁸²Ren, H.; Provorse, M. R.; Bao, P.; Qu, Z.; Gao, J. Multistate Density Functional Theory for Effective Diabatic Electronic Coupling. *J. Phys. Chem. Lett.* **2016**, *7*, 2286–2293.
- ⁸³Horbatenko, Y.; Lee, S.; Filatov, M.; Choi, C. H. Performance Analysis and Optimization of Mixed-Reference Spin-Flip Time-Dependent Density Functional Theory (MRSF-TDDFT) for Vertical Excitation Energies and Singlet–Triplet Energy Gaps. *J. Phys. Chem. A* **2019**, *123*, 7991–8000.
- ⁸⁴Horbatenko, Y.; Sadiq, S.; Lee, S.; Filatov, M.; Choi, C. H. Mixed-Reference Spin-Flip Time-Dependent Density Functional Theory (MRSF-TDDFT) as a Simple yet Accurate Method for Diradicals and Diradicaloids. *J. Chem. Theory Comput.* **2021**, *17*, 848–859.
- ⁸⁵Garniron, Y. et al. Quantum Package 2.0: an open-source determinant-driven suite of programs. *J. Chem. Theory Comput.* **2019**, *15*, 3591.
- ⁸⁶It is worth noting that the Δ CSF, Δ CISD, and Δ CISD+Q excitation energies are invariant under rotations within the doubly-occupied and virtual blocks, although the Δ CISD+EN2 energies are not, which is well-known for the EN2 perturbative correction.⁸⁵
- ⁸⁷Huron, B.; Malrieu, J. P.; Rancurel, P. Iterative perturbation calculations of ground and excited state energies from multiconfigurational zeroth-order wavefunctions. *J. Chem. Phys.* **1973**, *58*, 5745–5759.
- ⁸⁸Giner, E.; Scemama, A.; Caffarel, M. Using perturbatively selected configuration interaction in quantum Monte Carlo calculations. *Can. J. Chem.* **2013**, *91*, 879–885.
- ⁸⁹Giner, E.; Scemama, A.; Caffarel, M. Fixed-node diffusion Monte Carlo potential energy curve of the fluorine molecule F₂ using selected configuration interaction trial wavefunctions. *J. Chem. Phys.* **2015**, *142*, 044115.
- ⁹⁰Garniron, Y.; Scemama, A.; Giner, E.; Caffarel, M.; Loos, P. F. Selected Configuration Interaction Dressed by Perturbation. *J. Chem. Phys.* **2018**, *149*, 064103.
- ⁹¹Davidson, E. R. The iterative calculation of a few of the lowest eigenvalues and corresponding eigenvectors of large real-symmetric matrices. *J. Comput. Phys.* **1975**, *17*, 87–94.
- ⁹²Bytautas, L.; Henderson, T. M.; Jiménez-Hoyos, C. A.; Ellis, J. K.; Scuseria, G. E. Seniority and Orbital Symmetry as Tools for Establishing a Full Configuration Interaction Hierarchy. *J. Chem. Phys.* **2011**, *135*, 044119.
- ⁹³Kossoski, F.; Damour, Y.; Loos, P.-F. Hierarchy Configuration Interaction: Combining Seniority Number and Excitation Degree. *J. Phys. Chem. Lett.* **2022**, *13*, 4342–4349.
- ⁹⁴Garniron, Y.; Scemama, A.; Loos, P.-F.; Caffarel, M. Hybrid stochastic-deterministic calculation of the second-order perturbative contribution of multireference perturbation theory. *J. Chem. Phys.* **2017**, *147*, 034101.
- ⁹⁵Martin, R. L. Natural transition orbitals. *J. Chem. Phys.* **2003**, *118*, 4775–4777.
- ⁹⁶Vénil, M.; Scemama, A.; Caffarel, M.; Lipparini, F.; Boggio-Pasqua, M.; Jacquemin, D.; Loos, P.-F. QUESTDB: a database of highly-accurate excitation energies for the electronic structure community. *WIREs Comput. Mol. Sci.* **2021**, e1517.
- ⁹⁷Loos, P. F.; Scemama, A.; Blondel, A.; Garniron, Y.; Caffarel, M.; Jacquemin, D. A Mountaineering Strategy to Excited States: Highly Accurate Reference Energies and Benchmarks. *J. Chem. Theory Comput.* **2018**, *14*, 4360–4379.
- ⁹⁸Loos, P.-F.; Matthews, D. A.; Lipparini, F.; Jacquemin, D. How accurate are EOM-CC4 vertical excitation energies? *J. Chem. Phys.* **2021**, *154*, 221103.
- ⁹⁹Loos, P. F.; Lipparini, F.; Boggio-Pasqua, M.; Scemama, A.; Jacquemin, D. A Mountaineering Strategy to Excited States: Highly Accurate Energies and Benchmarks for Medium Sized Molecules. *J. Chem. Theory Comput.* **2020**, *16*, 1711–1741.
- ¹⁰⁰Loos, P.-F.; Lipparini, F.; Matthews, D. A.; Blondel, A.; Jacquemin, D. A Mountaineering Strategy to Excited States: Revising Reference Values with EOM-CC4. *J. Chem. Theory Comput.* **2022**, *18*, 4418–4427.
- ¹⁰¹Loos, P.-F.; Scemama, A.; Boggio-Pasqua, M.; Jacquemin, D. Mountaineering Strategy to Excited States: Highly Accurate Energies and Benchmarks for Exotic Molecules and Radicals. *J. Chem. Theory Comput.* **2020**, *16*, 3720–3736.
- ¹⁰²Del Bene, J. E.; Ditchfield, R.; Pople, J. A. Self-Consistent Molecular Orbital Methods. X. Molecular Orbital Studies of Excited States with Minimal and Extended Basis Sets. *J. Chem. Phys.* **1971**, *55*, 2236.
- ¹⁰³Head-Gordon, M.; Rico, R. J.; Oumi, M.; Lee, T. J. A doubles correction to electronic excited states from configuration interaction in the space of single substitutions. *Chem. Phys. Lett.* **1994**, *219*, 21–29.
- ¹⁰⁴Head-Gordon, M.; Maurice, D.; Oumi, M. A perturbative correction to restricted open shell configuration interaction with single substitutions for excited states of radicals. *Chem. Phys. Lett.* **1995**, *246*, 114–121.
- ¹⁰⁵Purvis III, G. P.; Bartlett, R. J. A Full Coupled-Cluster Singles and Doubles Model: The Inclusion of Disconnected Triples. *J. Chem. Phys.* **1982**, *76*, 1910–1918.
- ¹⁰⁶Scuseria, G. E.; Scheiner, A. C.; Lee, T. J.; Rice, J. E.; Schaefer, H. F. The Closed-shell Coupled Cluster Single and Double Excitation (CCSD) Model for the Description of Electron Correlation. A Comparison with Configuration Interaction (CISD) Results. *J. Chem. Phys.* **1987**, *86*, 2881–2890.
- ¹⁰⁷Koch, H.; Jensen, H. J. A.; Jørgensen, P.; Helgaker, T. Excitation Energies from the Coupled Cluster Singles and Doubles Linear Response Function (CCSDLR). Applications to Be, CH⁺, CO, and H₂O. *J. Chem. Phys.* **1990**, *93*, 3345–3350.
- ¹⁰⁸Christiansen, O.; Koch, H.; Jørgensen, P. The Second-Order Approximate Coupled Cluster Singles and Doubles Model CC2. *Chem. Phys. Lett.* **1995**, *243*, 409–418.
- ¹⁰⁹Hättig, C.; Weigend, F. CC2 excitation energy calculations on large molecules using the resolution of the identity approximation. *J. Chem. Phys.* **2000**, *113*, 5154–5161.
- ¹¹⁰Loos, P.-F.; Jacquemin, D. A Mountaineering Strategy to Excited States: Highly Accurate Energies and Benchmarks for Bicyclic Systems. *The J. Phys. Chem. A* **2021**, *125*, 10174–10188.
- ¹¹¹Serrano-Andrés, L.; Merchán, M.; Nebot-Gil, I.; Lindh, R.; Roos, B. O. Towards an accurate molecular orbital theory for excited states: Ethene, butadiene, and hexatriene. *J. Chem. Phys.* **1993**, *98*, 3151–3162.
- ¹¹²Starcke, J. H.; Wormit, M.; Schirmer, J.; Dreuw, A. How much double excitation character do the lowest excited states of linear polyenes have? *Chem. Phys.* **2006**, *329*, 39–49, Electron Correlation and Multimode Dynamics in Molecules.
- ¹¹³Barca, G. M.; Gilbert, A. T.; Gill, P. M. Excitation Number: Characterizing Multiply Excited States. *J. Chem. Theory Comput.* **2018**, *14*, 9–13.
- ¹¹⁴Watson, M. A.; Chan, G. K.-L. Excited States of Butadiene to Chemical Accuracy: Reconciling Theory and Experiment. *J. Chem. Theory Comput.* **2012**, *8*, 4013–4018.
- ¹¹⁵Hollauer, E.; Nascimento, M. A. C. A CASSCF description of the $n\pi^*$ singlet and triplet electronic excited states of the trans-glyoxal molecule.

- Chem. Phys. Lett.* **1991**, *181*, 463–466.
- ¹¹⁶Piecuch, P.; Paldus, J. Orthogonally spin-adapted multi-reference Hilbert space coupled-cluster formalism: diagrammatic formulation. *Theoret. Chim. Acta* **1992**, *83*.
- ¹¹⁷Piecuch, P.; Paldus, J. Orthogonally spin-adapted state-universal coupled-cluster formalism: Implementation of the complete two-reference theory including cubic and quartic coupling terms. *J. Chem. Phys.* **1994**, *101*, 5875–5890.
- ¹¹⁸Lutz, J. J.; Nooijen, M.; Perera, A.; Bartlett, R. J. Reference dependence of the two-determinant coupled-cluster method for triplet and open-shell singlet states of biradical molecules. *J. Chem. Phys.* **2018**, *148*, 164102.
- ¹¹⁹Burton, H. G. A. Generalized nonorthogonal matrix elements: Unifying Wick's theorem and the Slater–Condon rules. *J. Chem. Phys.* **2021**, *154*, 144109.
- ¹²⁰Burton, H. G. A. Generalized nonorthogonal matrix elements. II: Extension to arbitrary excitations. *J. Chem. Phys.* **2022**, *157*, 204109.